



## wwPDB EM Map/Model Validation Report ⓘ

Apr 10, 2016 – 03:02 PM BST

PDB ID : 4V6U  
EMDB ID: : EMD-2009  
Title : Promiscuous behavior of proteins in archaeal ribosomes revealed by cryo-EM:  
implications for evolution of eukaryotic ribosomes  
Authors : Armache, J.-P.; Anger, A.M.; Marquez, V.; Frankenberg, S.; Froehlich, T.;  
Villa, E.; Berninghausen, O.; Thomm, M.; Arnold, G.J.; Beckmann, R.; Wil-  
son, D.N.  
Deposited on : 2012-08-09  
Resolution : 6.60 Å(reported)

This is a wwPDB EM Map/Model Validation Report for a publicly released PDB/EMDB entry.  
For rigid body fitted models, validation errors reported here could  
stem from errors in the original structure(s) used in the fitting.

We welcome your comments at [validation@mail.wwpdb.org](mailto:validation@mail.wwpdb.org)

A user guide is available at

<http://wwpdb.org/validation/2016/EMValidationReportHelp>

---

MolProbity : 4.02b-467  
Mogul : unknown  
Percentile statistics : 20151230.v01 (using entries in the PDB archive December 30th 2015)  
Ideal geometry (proteins) : Engh & Huber (2001)  
Ideal geometry (DNA, RNA) : Parkinson et. al. (1996)  
Validation Pipeline (wwPDB-VP) : trunk27241

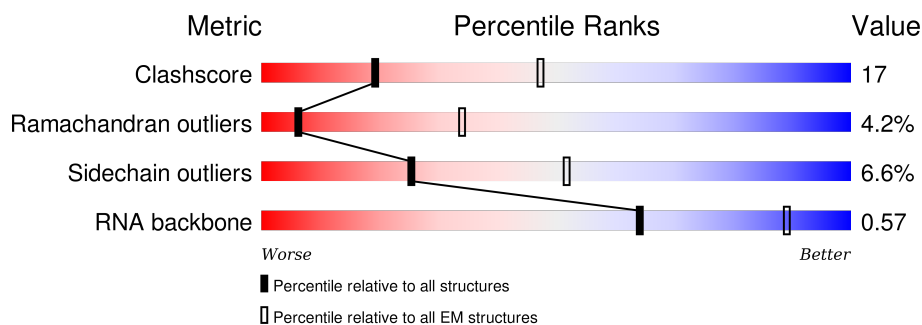
# 1 Overall quality at a glance

The following experimental techniques were used to determine the structure:

*ELECTRON MICROSCOPY*

The reported resolution of this entry is 6.60 Å.

Percentile scores (ranging between 0-100) for global validation metrics of the entry are shown in the following graphic. The table shows the number of entries on which the scores are based.



Metric	Whole archive (#Entries)	EM structures (#Entries)
Clashscore	114402	924
Ramachandran outliers	111179	726
Sidechain outliers	111093	686
RNA backbone	3027	244

The table below summarises the geometric issues observed across the polymeric chains. The red, orange, yellow and green segments on the bar indicate the fraction of residues that contain outliers for  $\geq 3$ , 2, 1 and 0 types of geometric quality criteria. A grey segment represents the fraction of residues that are not modelled. The numeric value for each fraction is indicated below the corresponding segment, with a dot representing fractions  $\leq 5\%$ .

Mol	Chain	Length	Quality of chain
1	AQ	158	70% 24% 6%
2	AK	135	65% 25% 10%
3	AI	130	67% 28% . . .
4	AG	125	44% 36% 14% 6%
5	AW	63	75% 21% 5%
6	AC	210	63% 20% 5% 11%
7	AB	202	68% 26% 5%
8	AR	113	66% 26% 8%


























*Continued on next page...*

Continued from previous page...

Mol	Chain	Length	Quality of chain
9	A9	57	
10	AD	180	
11	A1	77	
12	AN	147	
13	AX	71	
14	AM	137	
15	AE	243	
16	AJ	127	
17	AO	148	
18	AF	236	
19	AS	67	
20	A3	123	
20	B4	123	
20	BG	123	
21	A2	1495	
22	AY	50	
23	AT	132	
24	AA	198	
25	AH	215	
26	AP	56	
27	A0	76	
28	AV	99	
28	B6	99	
29	AL	102	
30	AU	150	

Continued on next page...

Continued from previous page...

Mol	Chain	Length	Quality of chain
31	BY	155	
32	BO	203	
33	BC	365	
34	B5	83	
34	BK	83	
35	BL	147	
36	Bf	51	
37	BU	121	
38	Bb	130	
39	Be	62	
40	BE	186	
41	Ba	95	
42	BT	86	
43	Bk	339	
44	BW	72	
45	Bi	83	
46	BA	216	
47	BI	142	
48	BR	97	
49	BQ	150	
50	BV	66	
51	Bj	94	
52	BB	239	
53	BD	255	
54	BF	184	

Continued on next page...

*Continued from previous page...*

Mol	Chain	Length	Quality of chain
55	Bh	24	 92% 8%
56	BH	164	 40% 26% 10% 7% 18%
57	BZ	99	 66% 26% 6% •
58	BP	120	 69% 28% •
59	BM	194	 68% 27% • •
60	BS	155	 70% 21% 6% •
61	Bd	89	 52% 35% 10% •
62	BN	181	 65% 21% 7% • 7%
63	Bg	51	 43% 27% 12% 6% 12%
64	Bc	87	 63% 29% 7% •
65	BJ	141	 55% 32% 6% 6%
66	Bl	77	 71% 23% 5%
67	B1	3049	 • 57% 34% 8%
68	B3	126	 48% 38% 14%

## 2 Entry composition

There are 68 unique types of molecules in this entry. The entry contains 173979 atoms, of which 0 are hydrogens and 0 are deuteriums.

In the tables below, the AltConf column contains the number of residues with at least one atom in alternate conformation and the Trace column contains the number of residues modelled with at most 2 atoms.

- Molecule 1 is a protein called 30S ribosomal protein S15P/S13e.

Mol	Chain	Residues	Atoms					AltConf	Trace
1	AQ	158	Total	C	N	O	S	0	0
			1310	834	250	221	5		

- Molecule 2 is a protein called 30S ribosomal protein S9P.

Mol	Chain	Residues	Atoms					AltConf	Trace
2	AK	135	Total	C	N	O	S	0	0
			1072	671	205	190	6		

- Molecule 3 is a protein called 30S ribosomal protein S8P.

Mol	Chain	Residues	Atoms					AltConf	Trace
3	AI	129	Total	C	N	O	S	0	0
			1028	668	178	180	2		

- Molecule 4 is a protein called 30S ribosomal protein S6e.

Mol	Chain	Residues	Atoms					AltConf	Trace
4	AG	125	Total	C	N	O	S	0	0
			984	623	180	179	2		

- Molecule 5 is a protein called 30S ribosomal protein S27e.

Mol	Chain	Residues	Atoms					AltConf	Trace
5	AW	63	Total	C	N	O	S	0	0
			478	306	85	81	6		

- Molecule 6 is a protein called 30S ribosomal protein S3P.

Mol	Chain	Residues	Atoms					AltConf	Trace
6	AC	186	Total	C	N	O	S	0	0
			1459	933	271	251	4		

- Molecule 7 is a protein called 30S ribosomal protein S2P.

Mol	Chain	Residues	Atoms					AltConf	Trace
7	AB	202	Total	C	N	O	S	0	0
			1623	1046	282	290	5		

- Molecule 8 is a protein called 30S ribosomal protein S17P.

Mol	Chain	Residues	Atoms					AltConf	Trace
8	AR	113	Total	C	N	O	S	0	0
			934	592	177	160	5		

- Molecule 9 is a protein called unknown 30S ribosomal protein SX.

Mol	Chain	Residues	Atoms				AltConf	Trace
9	A9	57	Total	C	N	O	0	0
			286	171	57	58		

- Molecule 10 is a protein called 30S ribosomal protein S4P.

Mol	Chain	Residues	Atoms					AltConf	Trace
10	AD	172	Total	C	N	O	S	0	0
			1434	902	273	255	4		

- Molecule 11 is a RNA chain called E-tRNA.

Mol	Chain	Residues	Atoms					AltConf	Trace
11	A1	77	Total	C	N	O	P	0	0
			1649	734	303	535	77		

- Molecule 12 is a protein called 30S ribosomal protein S12P.

Mol	Chain	Residues	Atoms					AltConf	Trace
12	AN	145	Total	C	N	O	S	0	0
			1140	722	222	193	3		

- Molecule 13 is a protein called 30S ribosomal protein S28e.

Mol	Chain	Residues	Atoms					AltConf	Trace
13	AX	71	Total	C	N	O	S	0	0
			568	345	115	107	1		

- Molecule 14 is a protein called 30S ribosomal protein S11P.

Mol	Chain	Residues	Atoms					AltConf	Trace
14	AM	133	Total	C	N	O	S	0	0
			1004	623	200	179	2		

- Molecule 15 is a protein called 30S ribosomal protein S4e.

Mol	Chain	Residues	Atoms					AltConf	Trace
15	AE	241	Total	C	N	O	S	0	0
			1976	1277	355	339	5		

- Molecule 16 is a protein called 30S ribosomal protein S8e.

Mol	Chain	Residues	Atoms					AltConf	Trace
16	AJ	127	Total	C	N	O	S	0	0
			1004	622	207	174	1		

- Molecule 17 is a protein called 30S ribosomal protein S13P.

Mol	Chain	Residues	Atoms					AltConf	Trace
17	AO	148	Total	C	N	O	S	0	0
			1189	746	237	200	6		

- Molecule 18 is a protein called 30S ribosomal protein S5P.

Mol	Chain	Residues	Atoms					AltConf	Trace
18	AF	217	Total	C	N	O	S	0	0
			1716	1084	319	305	8		

- Molecule 19 is a protein called 30S ribosomal protein S17e.

Mol	Chain	Residues	Atoms					AltConf	Trace
19	AS	67	Total	C	N	O	S	0	0
			556	353	105	95	3		

- Molecule 20 is a protein called 50S ribosomal protein L7Ae.

Mol	Chain	Residues	Atoms					AltConf	Trace
20	A3	123	Total	C	N	O	S	0	0
			939	599	155	181	4		
20	BG	123	Total	C	N	O	S	0	0
			939	599	155	181	4		
20	B4	123	Total	C	N	O	S	0	0
			939	599	155	181	4		



- Molecule 21 is a RNA chain called 16S rRNA.

Mol	Chain	Residues	Atoms					AltConf	Trace
21	A2	1495	Total	C	N	O	P	0	0
			32135	14297	5954	10389	1495		

- Molecule 22 is a protein called 30S ribosomal protein S27ae.

Mol	Chain	Residues	Atoms					AltConf	Trace
22	AY	50	Total	C	N	O	S	0	0
			409	262	75	66	6		

- Molecule 23 is a protein called 30S ribosomal protein S19P.

Mol	Chain	Residues	Atoms					AltConf	Trace
23	AT	111	Total	C	N	O	S	0	0
			923	594	173	150	6		

- Molecule 24 is a protein called 30S ribosomal protein S3Ae.

Mol	Chain	Residues	Atoms					AltConf	Trace
24	AA	190	Total	C	N	O	S	0	0
			1559	1007	273	274	5		

- Molecule 25 is a protein called 30S ribosomal protein S7P.

Mol	Chain	Residues	Atoms					AltConf	Trace
25	AH	215	Total	C	N	O	S	0	0
			1736	1100	326	302	8		

- Molecule 26 is a protein called 30S ribosomal protein S14P type Z.

Mol	Chain	Residues	Atoms					AltConf	Trace
26	AP	56	Total	C	N	O	S	0	0
			462	292	95	69	6		

- Molecule 27 is a RNA chain called P-tRNA.

Mol	Chain	Residues	Atoms					AltConf	Trace
27	A0	76	Total	C	N	O	P	0	0
			1625	722	291	536	76		

- Molecule 28 is a protein called 30S ribosomal protein S24e.

Mol	Chain	Residues	Atoms					AltConf	Trace
28	AV	99	Total	C	N	O	S	0	0
			823	532	134	154	3		
28	B6	94	Total	C	N	O	S	0	0
			782	508	127	144	3		

- Molecule 29 is a protein called 30S ribosomal protein S10P.

Mol	Chain	Residues	Atoms					AltConf	Trace
29	AL	102	Total	C	N	O	S	0	0
			822	507	159	152	4		

- Molecule 30 is a protein called SSU ribosomal protein S19E.

Mol	Chain	Residues	Atoms					AltConf	Trace
30	AU	144	Total	C	N	O	S	0	0
			1175	758	212	204	1		

- Molecule 31 is a protein called 50S ribosomal protein L30P.

Mol	Chain	Residues	Atoms					AltConf	Trace
31	BY	155	Total	C	N	O	S	0	0
			1243	788	235	213	7		

- Molecule 32 is a protein called 50S ribosomal protein L18P.

Mol	Chain	Residues	Atoms					AltConf	Trace
32	BO	197	Total	C	N	O	S	0	0
			1597	1021	299	274	3		

- Molecule 33 is a protein called 50S ribosomal protein L3P.

Mol	Chain	Residues	Atoms					AltConf	Trace
33	BC	365	Total	C	N	O	S	0	0
			2912	1870	527	500	15		

- Molecule 34 is a protein called 50S ribosomal protein L14e.

Mol	Chain	Residues	Atoms					AltConf	Trace
34	B5	81	Total	C	N	O	S	0	0
			614	386	119	108	1		
34	BK	81	Total	C	N	O	S	0	0
			614	386	119	108	1		

- Molecule 35 is a protein called 50S ribosomal protein L15P.

Mol	Chain	Residues	Atoms					AltConf	Trace
35	BL	147	Total	C	N	O	S	0	0
			1154	727	227	195	5		

- Molecule 36 is a protein called 50S ribosomal protein L39e.

Mol	Chain	Residues	Atoms					AltConf	Trace
36	Bf	51	Total	C	N	O	S	0	0
			445	284	98	62	1		

- Molecule 37 is a protein called 50S ribosomal protein L24P.

Mol	Chain	Residues	Atoms					AltConf	Trace
37	BU	121	Total	C	N	O	S	0	0
			1008	637	195	172	4		

- Molecule 38 is a protein called 50S ribosomal protein L32e.

Mol	Chain	Residues	Atoms					AltConf	Trace
38	Bb	127	Total	C	N	O	S	0	0
			1074	689	217	167	1		

- Molecule 39 is a protein called 50S ribosomal protein L37e.

Mol	Chain	Residues	Atoms					AltConf	Trace
39	Be	62	Total	C	N	O	S	0	0
			506	312	111	78	5		

- Molecule 40 is a protein called 50S ribosomal protein L5P.

Mol	Chain	Residues	Atoms					AltConf	Trace
40	BE	186	Total	C	N	O	S	0	0
			1489	937	278	265	9		

- Molecule 41 is a protein called 50S ribosomal protein L31e.

Mol	Chain	Residues	Atoms				AltConf	Trace
41	Ba	90	Total	C	N	O	0	0
			746	483	138	125		

- Molecule 42 is a protein called 50S ribosomal protein L23P.

Mol	Chain	Residues	Atoms				AltConf	Trace
42	BT	84	Total	C	N	O		
			680	440	118	122	0	0

- Molecule 43 is a protein called Acidic ribosomal protein P0 homolog.

Mol	Chain	Residues	Atoms					AltConf	Trace
43	Bk	212	Total	C	N	O	S		
			1632	1051	272	303	6	0	0

- Molecule 44 is a protein called 50S ribosomal protein L29P.

Mol	Chain	Residues	Atoms					AltConf	Trace
44	BW	72	Total	C	N	O	S		
			594	369	115	106	4	0	0

- Molecule 45 is a protein called 50S ribosomal protein L37Ae.

Mol	Chain	Residues	Atoms					AltConf	Trace
45	Bi	78	Total	C	N	O	S		
			590	368	122	95	5	0	0

- Molecule 46 is a protein called 50S ribosomal protein L1P.

Mol	Chain	Residues	Atoms					AltConf	Trace
46	BA	216	Total	C	N	O	S		
			1677	1068	300	304	5	0	0

- Molecule 47 is a protein called 50S ribosomal protein L13P.

Mol	Chain	Residues	Atoms					AltConf	Trace
47	BI	142	Total	C	N	O	S		
			1150	737	215	195	3	0	0

- Molecule 48 is a protein called 50S ribosomal protein L21e.

Mol	Chain	Residues	Atoms					AltConf	Trace
48	BR	95	Total	C	N	O	S		
			787	501	160	125	1	0	0

- Molecule 49 is a protein called 50S ribosomal protein L19e.

Mol	Chain	Residues	Atoms					AltConf	Trace
49	BQ	150	Total	C	N	O	S	0	0
			1256	794	255	202	5		

- Molecule 50 is a protein called 50S ribosomal protein L24e.

Mol	Chain	Residues	Atoms					AltConf	Trace
50	BV	66	Total	C	N	O	S	0	0
			555	351	106	91	7		

- Molecule 51 is a protein called 50S ribosomal protein L44E.

Mol	Chain	Residues	Atoms					AltConf	Trace
51	Bj	94	Total	C	N	O	S	0	0
			787	499	161	122	5		

- Molecule 52 is a protein called 50S ribosomal protein L2P.

Mol	Chain	Residues	Atoms					AltConf	Trace
52	BB	239	Total	C	N	O	S	0	0
			1838	1169	347	317	5		

- Molecule 53 is a protein called 50S ribosomal protein L4P.

Mol	Chain	Residues	Atoms					AltConf	Trace
53	BD	255	Total	C	N	O	S	0	0
			2026	1288	391	342	5		

- Molecule 54 is a protein called 50S ribosomal protein L6P.

Mol	Chain	Residues	Atoms					AltConf	Trace
54	BF	184	Total	C	N	O	S	0	0
			1476	956	252	266	2		

- Molecule 55 is a protein called 50S ribosomal protein L41e.

Mol	Chain	Residues	Atoms					AltConf	Trace
55	Bh	24	Total	C	N	O	S	0	0
			230	147	54	28	1		

- Molecule 56 is a protein called 50S ribosomal protein L11P.

Mol	Chain	Residues	Atoms					AltConf	Trace
56	BH	134	Total	C	N	O	S	0	0
			988	635	164	183	6		

- Molecule 57 is a protein called 50S ribosomal protein L30e.

Mol	Chain	Residues	Atoms					AltConf	Trace
57	BZ	99	Total	C	N	O	S	0	0
			754	489	121	142	2		

- Molecule 58 is a protein called 50S ribosomal protein L18e.

Mol	Chain	Residues	Atoms					AltConf	Trace
58	BP	120	Total	C	N	O	S	0	0
			966	606	186	171	3		

- Molecule 59 is a protein called 50S ribosomal protein L15e.

Mol	Chain	Residues	Atoms					AltConf	Trace
59	BM	194	Total	C	N	O	S	0	0
			1595	1020	316	253	6		

- Molecule 60 is a protein called 50S ribosomal protein L22P.

Mol	Chain	Residues	Atoms					AltConf	Trace
60	BS	150	Total	C	N	O	S	0	0
			1200	764	230	202	4		

- Molecule 61 is a protein called 50S ribosomal protein L34e.

Mol	Chain	Residues	Atoms					AltConf	Trace
61	Bd	89	Total	C	N	O	S	0	0
			740	463	158	108	11		

- Molecule 62 is a protein called 50S ribosomal protein L10e.

Mol	Chain	Residues	Atoms					AltConf	Trace
62	BN	168	Total	C	N	O	S	0	0
			1378	872	268	232	6		

- Molecule 63 is a protein called 50S ribosomal protein L40e.

Mol	Chain	Residues	Atoms					AltConf	Trace
63	Bg	45	Total	C	N	O	S	0	0
			371	236	76	55	4		

- Molecule 64 is a protein called 50S ribosomal protein L35Ae.

Mol	Chain	Residues	Atoms					AltConf	Trace
64	Bc	87	Total	C	N	O	S	0	0
			685	434	132	117	2		

- Molecule 65 is a protein called 50S ribosomal protein L14P.

Mol	Chain	Residues	Atoms					AltConf	Trace
65	BJ	132	Total	C	N	O	S	0	0
			1014	631	204	176	3		

- Molecule 66 is a protein called 50S ribosomal protein LX.

Mol	Chain	Residues	Atoms					AltConf	Trace
66	Bl	77	Total	C	N	O	S	0	0
			659	425	118	115	1		

- Molecule 67 is a RNA chain called 23S rRNA.

Mol	Chain	Residues	Atoms					AltConf	Trace
67	B1	3049	Total	C	N	O	P	0	0
			65577	29172	12191	21165	3049		

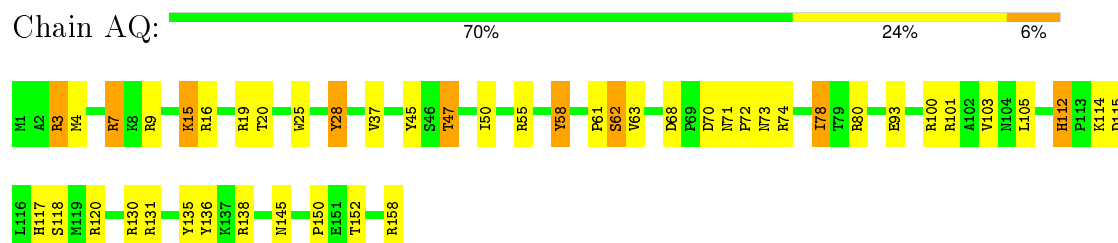
- Molecule 68 is a RNA chain called 5S rRNA.

Mol	Chain	Residues	Atoms					AltConf	Trace
68	B3	126	Total	C	N	O	P	0	0
			2694	1199	492	877	126		

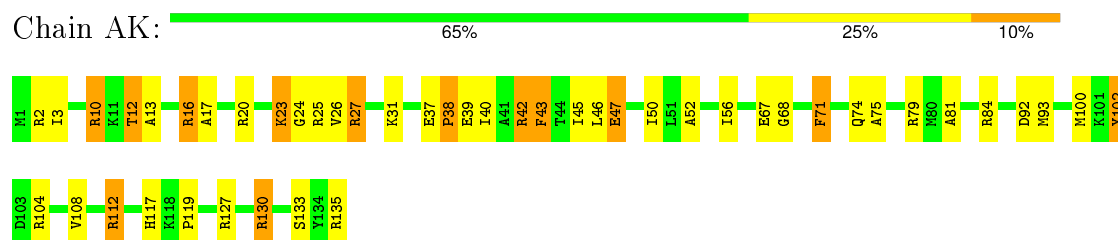
### 3 Residue-property plots [i](#)

These plots are drawn for all protein, RNA and DNA chains in the entry. The first graphic for a chain summarises the proportions of errors displayed in the second graphic. The second graphic shows the sequence view annotated by issues in geometry. Residues are color-coded according to the number of geometric quality criteria for which they contain at least one outlier: green = 0, yellow = 1, orange = 2 and red = 3 or more. Stretches of 2 or more consecutive residues without any outlier are shown as a green connector. Residues present in the sample, but not in the model, are shown in grey.

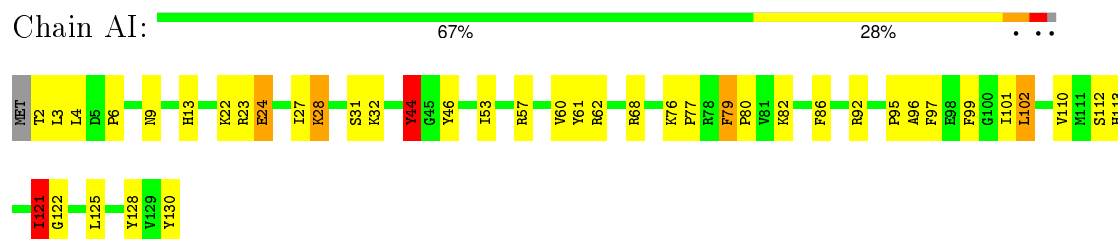
- Molecule 1: 30S ribosomal protein S15P/S13e




- Molecule 2: 30S ribosomal protein S9P



- Molecule 3: 30S ribosomal protein S8P



- Molecule 4: 30S ribosomal protein S6e





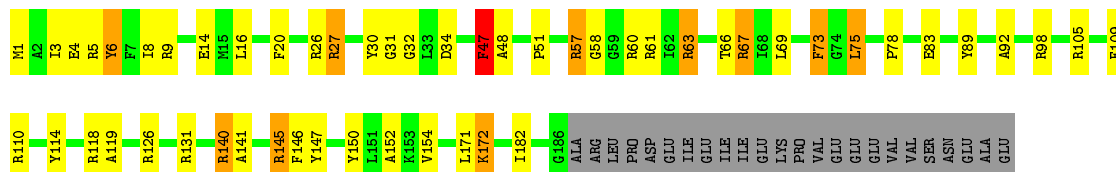
- Molecule 5: 30S ribosomal protein S27e

Chain AW:  75% 21% 5%



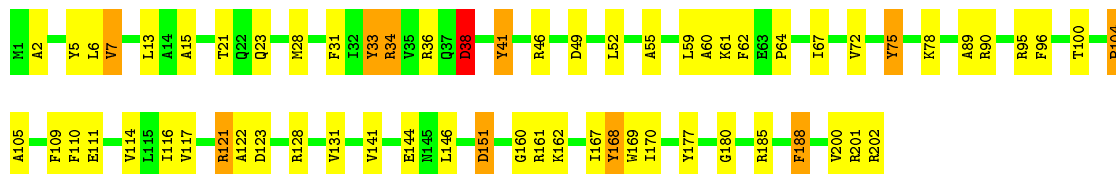
- Molecule 6: 30S ribosomal protein S3P

Chain AC:  63% 20% 5% 11%



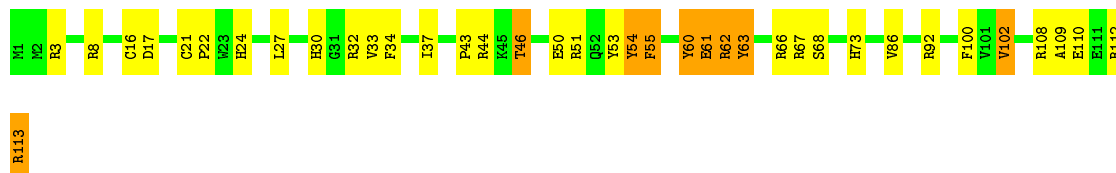
- Molecule 7: 30S ribosomal protein S2P

Chain AB:  68% 26% 5%



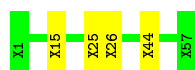
- Molecule 8: 30S ribosomal protein S17P

Chain AR:  66% 26% 8%



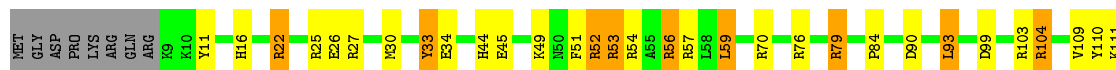
- Molecule 9: unknown 30S ribosomal protein SX

Chain A9:  93% 7%



- Molecule 10: 30S ribosomal protein S4P

Chain AD:  63% 25% 8% 4%

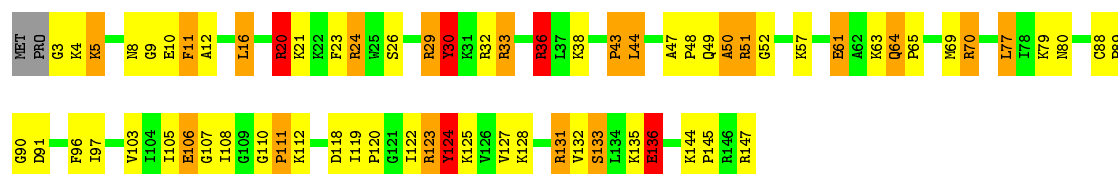




- Molecule 11: E-tRNA



- Molecule 12: 30S ribosomal protein S12P



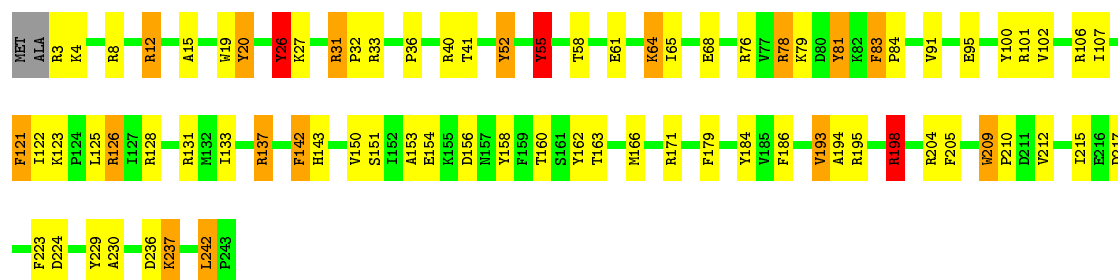
- Molecule 13: 30S ribosomal protein S28e



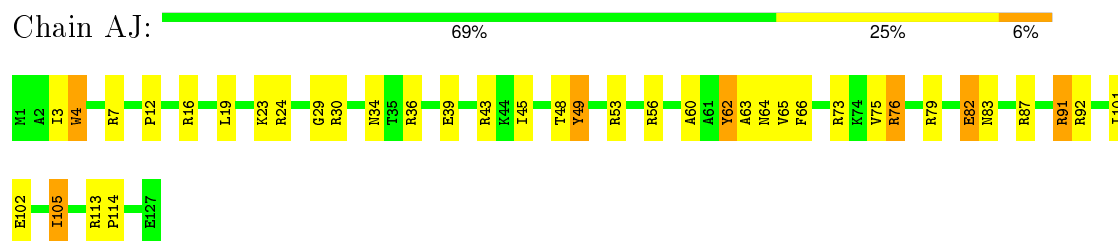
- Molecule 14: 30S ribosomal protein S11P



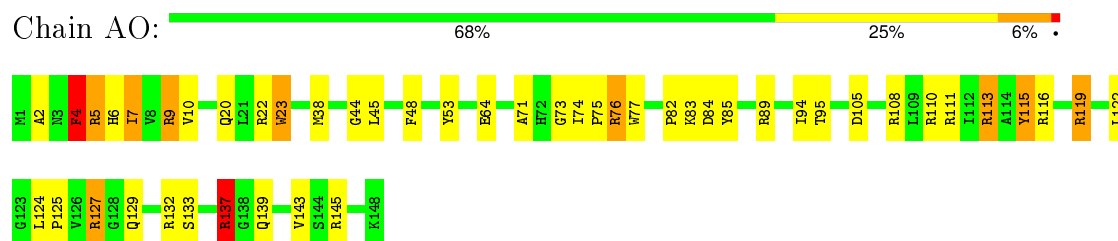
- Molecule 15: 30S ribosomal protein S4e



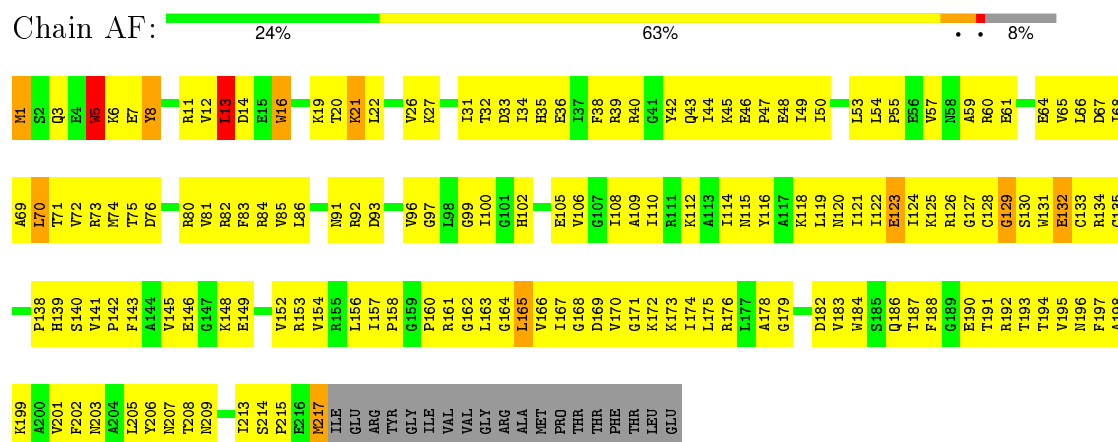
- Molecule 16: 30S ribosomal protein S8e



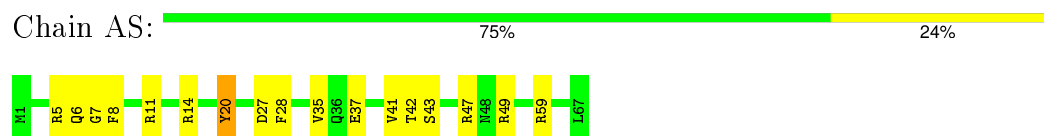
- Molecule 17: 30S ribosomal protein S13P



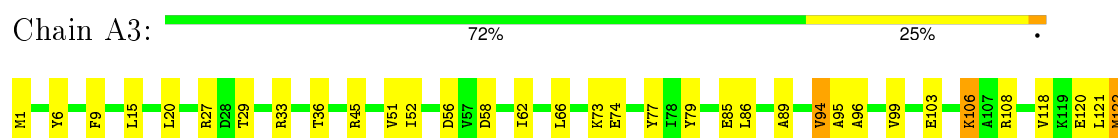
- Molecule 18: 30S ribosomal protein S5P



- Molecule 19: 30S ribosomal protein S17e

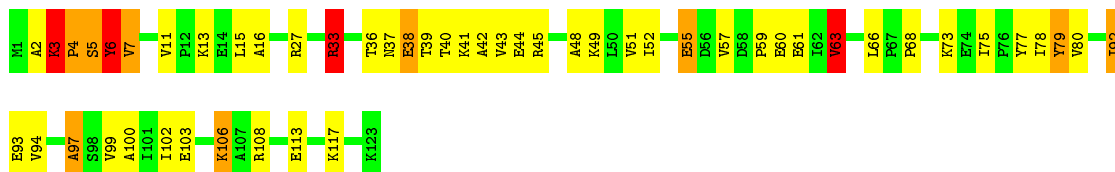


- Molecule 20: 50S ribosomal protein L7Ae



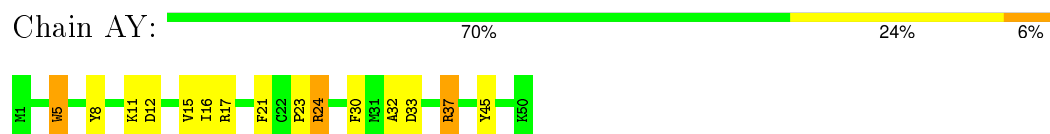
K123

- Molecule 20: 50S ribosomal protein L7Ae

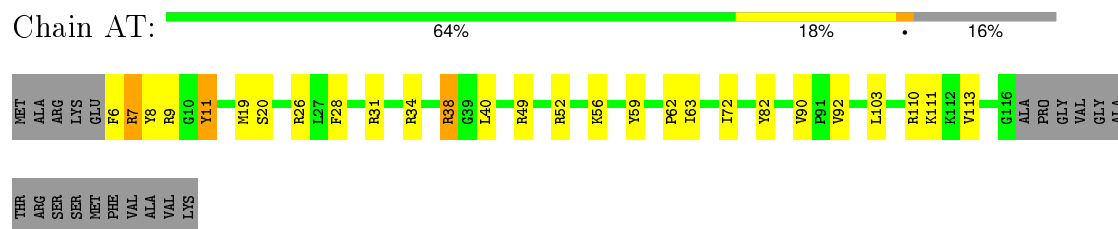
Chain BG:  58% 32% 7%

G1441	G1381	U1321	U1261	G1201	G1141	G1081	G1021	U961	G901	C841	U781	A721	C661	G601	G541
G1442	G1382	C1322	U1262	G1202	G1142	A1082	U1022	G962	U902	U842	A782	G722	C662	G602	G542
G1443	A1383	A1323	G1263	G1203	G1143	G1083	G1023	G963	G903	G843	G783	G723	G663	G603	G543
G1444	G1384	G1324	G1264	G1204	G1144	U1084	G1024	A964	G904	G844	G784	G724	G664	C604	C544
G1445	U1385	G1325	G1265	G1205	C1145	C1085	U1025	G965	A905	G845	G785	G725	G665	C605	C545
G1446	G1386	G1326	A1266	G1206	G1146	C1086	A1026	G966	G906	G846	G786	A726	G666	U606	C546
G1447	C1387	C1327	U1267	G1207	G1147	C1087	C1027	C967	C907	A847	G787	G727	G667	U607	U547
G1448	G1388	C1328	C1268	A1208	G1148	U1088	G1028	C968	G908	G848	G788	G728	G668	G608	A548
G1449	G1389	G1329	C1269	C1209	C1149	C1089	G1029	A969	U909	U849	G789	G729	A669	G609	A549
G1450	G1390	G1330	C1270	A1210	G1150	C1090	U1030	G970	G910	A850	G790	G670	G610	A610	U550
G1451	U1391	A1311	A1211	G1211	A1151	C1091	G1031	G971	C911	C851	G791	A731	C671	A611	U551
G1452	G1392	C1332	G1272	U1212	C1152	G1092	A1032	C972	G912	G852	G792	G732	G672	C612	C552
G1453	A1393	G1333	G1273	G1213	G1153	C1093	G1033	U973	G913	G853	G793	C733	G673	C613	C553
G1454	G1394	A1334	C1274	G1214	G1154	U1094	G1034	G974	U914	C854	A794	G734	G674	G614	C554
G1455	G1395	A1335	U1275	G1215	U1155	C1095	G1035	A975	U915	C855	A795	A735	A675	G615	U555
G1456	C1396	G1276	G1276	A1216	G1156	G1096	G1036	A976	U916	G856	C796	A736	G676	G616	A556
G1457	C1397	C1277	C1278	C1217	G1157	G1097	U1037	G977	A917	C857	G797	C737	U677	A617	U557
G1458	U1398	C1338	A1278	G1218	G1158	G1098	C1038	G978	A918	A858	U798	C738	G678	G618	C558
G1459	G1399	G1339	A1279	C1219	U1159	A1099	C1039	U979	U919	A859	C799	G739	G679	A619	C559
G1460	A1400	U1340	C1280	G1220	C1160	G1100	A1040	C980	U920	G860	G800	G740	C680	G620	A560
G1461	U1401	A1281	U1281	A1221	A1161	G1101	U1041	C981	G921	G861	A801	A741	C681	G621	A561
G1462	C1402	C1342	G1282	C1222	G1162	A1102	U1042	C982	G922	C862	G802	U742	A682	C622	A562
A1463	U1403	G1343	G1283	C1223	U1163	G1103	U1043	G983	A923	U863	C903	U743	A683	C623	U563
G1464	C1404	U1344	U1284	U1224	A1164	G1104	A1044	C984	U924	G864	U804	A744	G684	G624	C564
C1465	C1405	G1345	C1285	C1225	U1165	G1105	A1045	C985	U925	A865	C905	G745	G685	G625	C565
G1466	U1406	C1346	C1286	G1226	G1166	A1106	G1046	G986	C926	A866	C906	A746	C686	G626	C566
U1467	U1407	U1347	G1287	A1227	C1167	C1107	U1047	G987	A927	A867	C907	U747	G687	G627	A567
A1468	C1408	C1348	C1288	A1228	C1168	U1108	G1048	A988	A928	C868	C908	A748	C688	G628	C568
G1469	G1409	C1349	A1289	C1229	C1169	C1109	U1049	C989	C929	U869	C909	C749	C689	U629	C569
G1470	G1410	U1350	G1290	G1230	C1170	U1110	G1050	G990	G930	U870	G810	C750	C690	A630	A570
G1471	G1411	U1351	G1291	G1231	G1171	G1111	G1051	C991	C931	A871	C811	C751	G691	G631	C571
G1472	A1412	G1352	A1292	G1232	A1172	G1112	U1052	C992	C932	A872	U812	G752	G692	C632	U572
A1473	C1413	C1353	A1293	G1233	A1173	G1113	A1053	C993	G933	A873	G813	G753	C693	C633	C573
A1474	G1414	A1354	G1294	A1234	C1174	G1114	A1054	C994	G934	G874	C814	G754	U694	C634	A574
C1475	U1415	C1355	C1295	A1235	C1175	G1115	G1055	G995	G935	G875	C815	U755	G695	C635	A575
G1476	C1416	A1356	U1296	G1236	G1176	A1116	G1056	A996	A936	A876	G816	A756	G696	G636	C576
U1477	A1417	C1357	G1297	G1237	C1177	A1117	A1057	G997	A937	A877	U817	G757	A697	G637	C577
G1478	G1418	A1358	G1298	G1238	C1178	C1118	G1058	A998	C938	U878	A818	U758	A698	G638	C578
C1479	G1419	C1359	A1299	A1239	C1179	U1119	C1059	G999	C939	U879	G819	C759	C699	G639	U579
G1480	U1420	C1360	A1300	A1240	C1179	G1120	G1060	G1000	U940	G880	G820	G760	G700	U640	C580
C1481	G1421	G1361	U1301	U1241	G1181	C1121	A1061	A1001	C941	G881	G821	G761	G701	A641	A581
G1482	G1422	C1362	C1302	C1242	G1182	C1122	G1062	G1002	A942	C882	A822	G762	G702	G642	C582
U1483	A1423	C1363	C1303	C1243	C1183	G1123	A1063	G1003	C943	G883	A823	G763	G703	G643	C583
G1484	G1424	C1364	C1304	C1244	U1184	G1124	G1064	U1004	C944	G884	G824	C764	C704	G644	C584
G1485	C1425	G1365	U1305	C1245	A1185	C1125	C1065	G1005	G945	G885	C825	U765	C705	G645	C585
C1486	C1426	C1366	A1306	U1246	C1186	G1126	G1066	C1006	G946	G886	C826	G766	G706	U646	C586
U1487	G1427	G1367	G1307	A1247	A1187	A1127	G1067	G1007	G947	G887	G827	U767	A707	G647	C587
G1488	G1428	U1368	U1308	A1248	C1188	U1128	C1068	U1008	G948	A888	U828	A768	C708	A648	C588
A1489	G1429	C1369	A1309	A1249	G1189	A1129	G1069	G1009	G949	G889	U829	A769	A649	U589	C589
C1490	G1430	U1370	C1310	C1250	C1190	A1130	C1070	G1010	C950	C890	A830	A770	G710	A650	C590
C1491	G1431	C1371	C1311	C1251	G1191	G1131	C1071	C1011	G951	A891	A831	G771	U711	U651	C591
U1492	U1432	C1372	C1312	C1252	C1192	C1132	C1072	C1012	A952	C892	G832	G772	G712	C652	C592
C1493	C1433	G1373	G1313	G1253	G1193	C1133	C1073	G1013	C953	U893	C833	A773	A713	C653	C593
G1494	C1434	C1374	C1314	C1254	C1194	G1134	C1074	C1014	G954	A894	C834	U774	G714	U654	A594
G1495	G1435	C1375	G1315	C1255	U1195	G1135	A1075	G1015	C955	C895	C835	G775	C715	A655	U595
U1496	U1436	C1376	U1316	C1256	A1196	A1136	G1076	G1016	C956	A896	G836	C776	G716	U656	A596
G1497	G1437	G1377	G1317	U1257	C1197	G1137	U1077	U1017	A957	A897	C837	G777	C717	A657	C597
A1498	A1438	C1378	U1318	C1258	A1198	G1138	U1078	C1018	G958	G898	C838	G778	G718	A658	U598
G1499	G1439	G1379	C1319	A1259	A1199	G1139	G1079	U1019	G959	G899	C839	G779	G719	U659	C599
G1440	G1440	C1380	A1320	G1260	U1200	A1140	C1080	G1020	A960	G900	C940	C780	A720	C660	C600

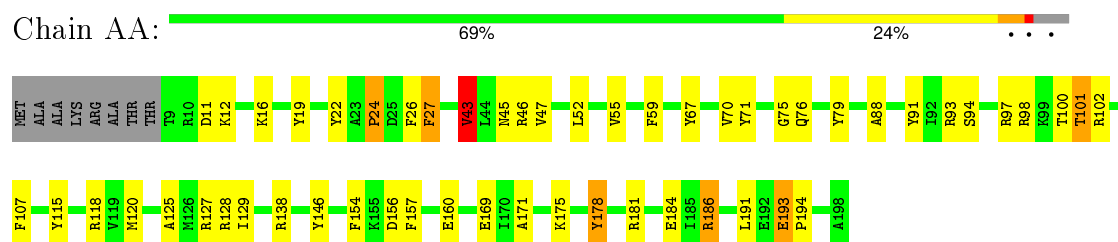
• Molecule 22: 30S ribosomal protein S27ae



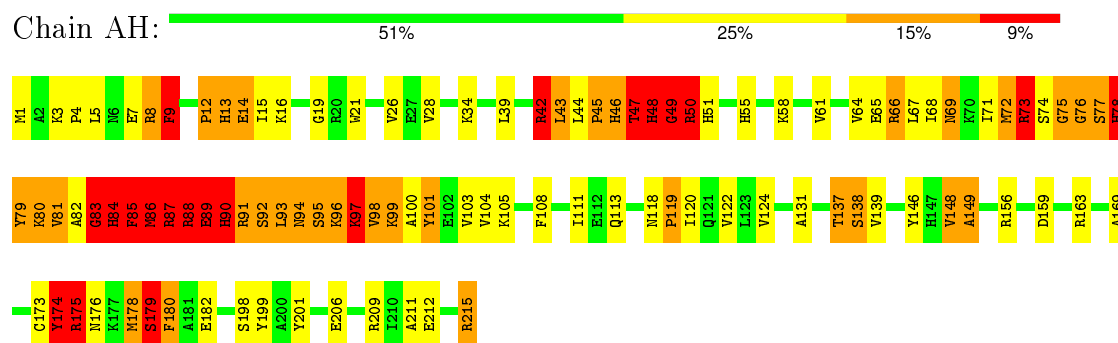
- Molecule 23: 30S ribosomal protein S19P



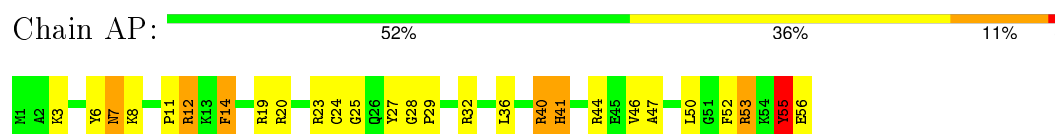
- Molecule 24: 30S ribosomal protein S3Ae




- Molecule 25: 30S ribosomal protein S7P



- Molecule 26: 30S ribosomal protein S14P type Z



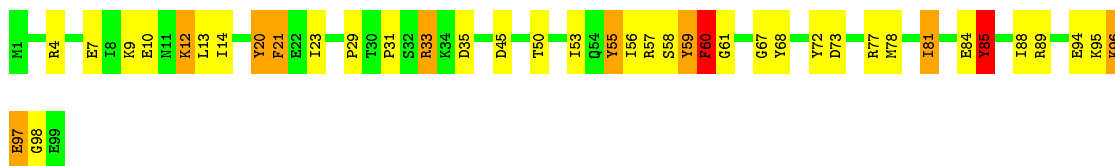
- Molecule 27: P-tRNA





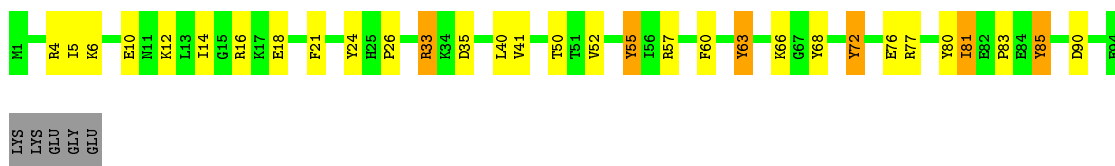
- Molecule 28: 30S ribosomal protein S24e

Chain AV: 60% 29% 9%



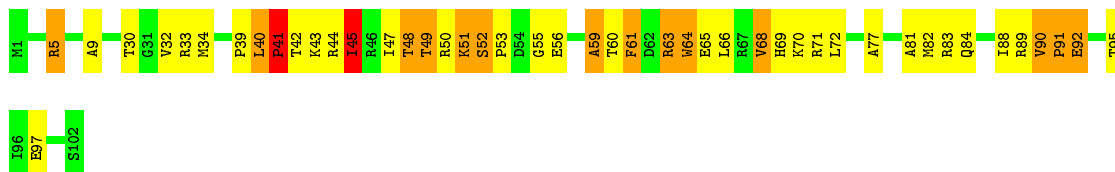
- Molecule 28: 30S ribosomal protein S24e

Chain B6: 64% 25% 6% 5%



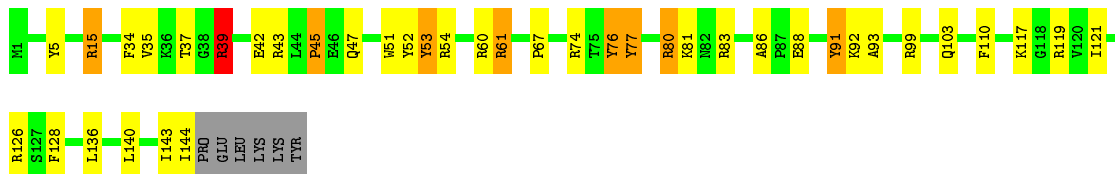
- Molecule 29: 30S ribosomal protein S10P

Chain AL: 55% 29% 14%



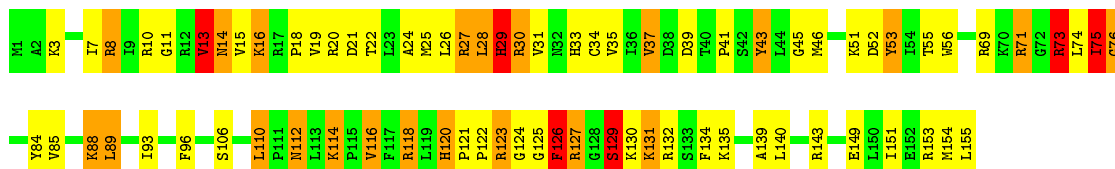
- Molecule 30: SSU ribosomal protein S19E

Chain AU: 69% 21% 5%

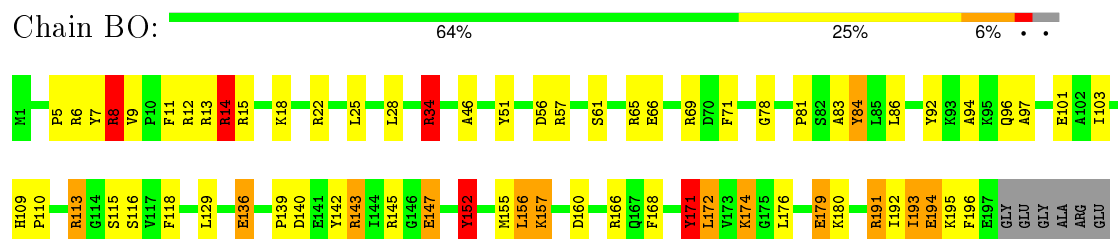


- Molecule 31: 50S ribosomal protein L30P

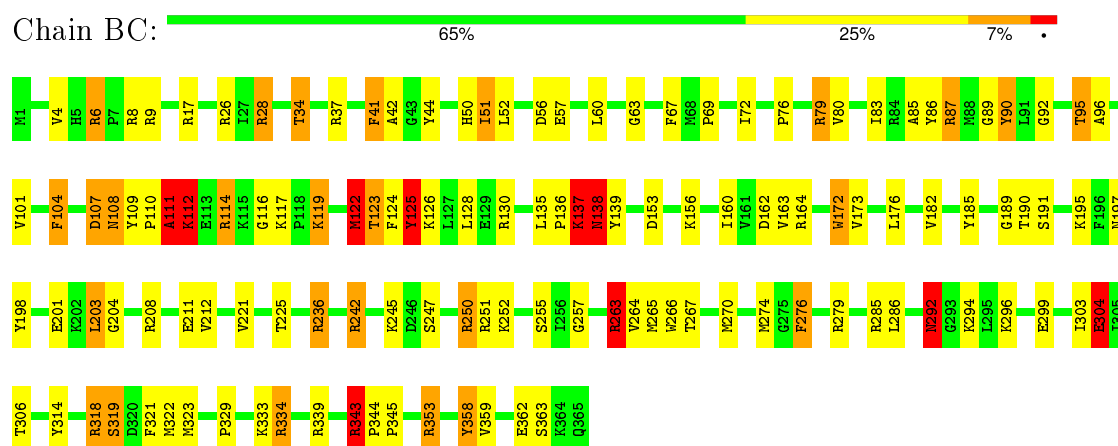
Chain BY: 51% 31% 14%



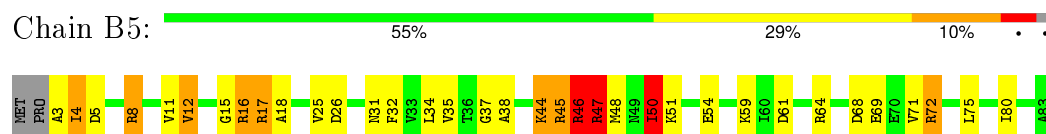
- Molecule 32: 50S ribosomal protein L18P



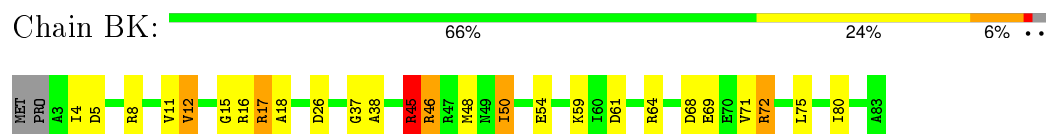
- Molecule 33: 50S ribosomal protein L3P



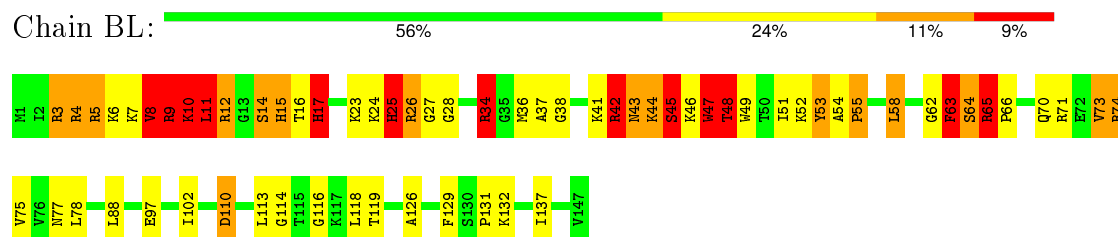
- Molecule 34: 50S ribosomal protein L14e



- Molecule 34: 50S ribosomal protein L14e

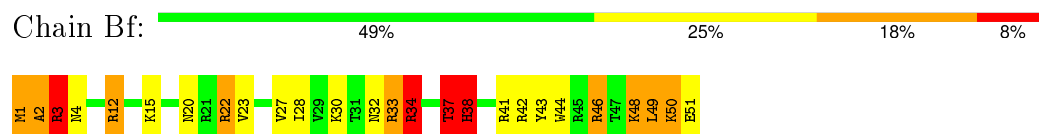


- Molecule 35: 50S ribosomal protein L15P

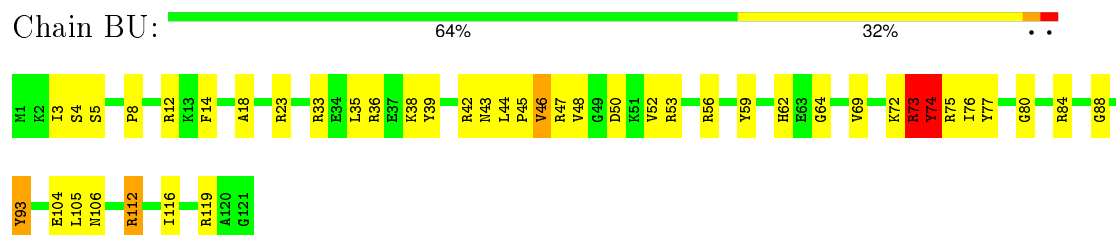


- Molecule 36: 50S ribosomal protein L39e

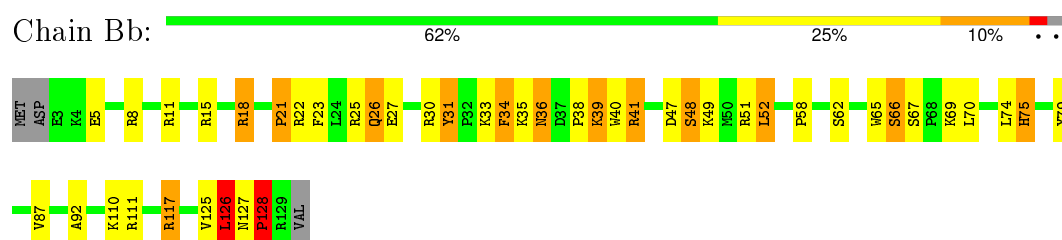




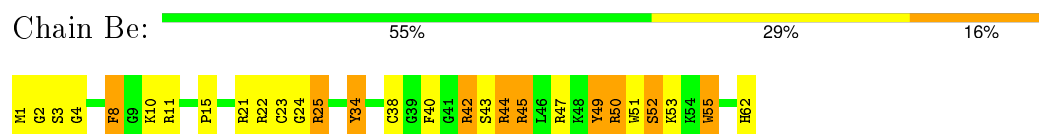
- Molecule 37: 50S ribosomal protein L24P



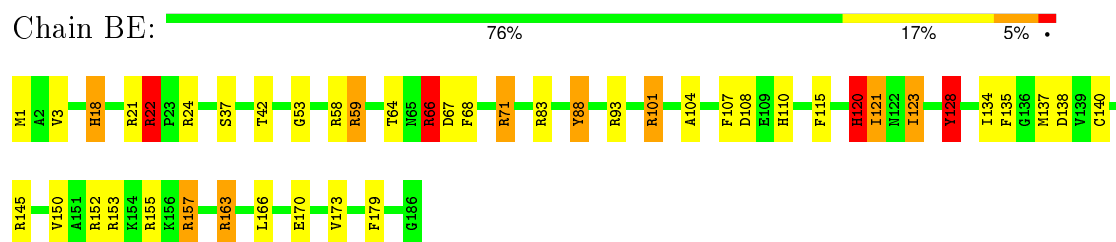
- Molecule 38: 50S ribosomal protein L32e



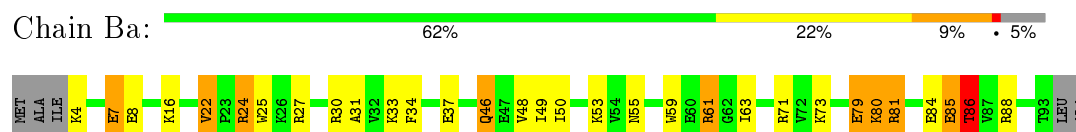
- Molecule 39: 50S ribosomal protein L37e




- Molecule 40: 50S ribosomal protein L5P



- Molecule 41: 50S ribosomal protein L31e



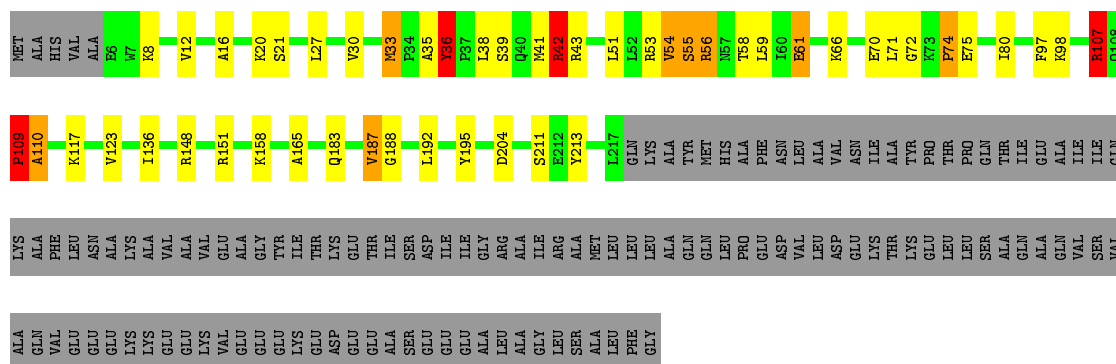
- Molecule 42: 50S ribosomal protein L23P

Chain BT:  73% 21% ..



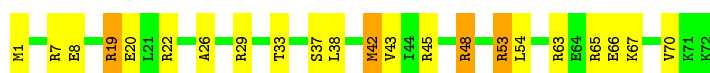
- Molecule 43: Acidic ribosomal protein P0 homolog

Chain Bk:  48% 11% .. 37%





- Molecule 44: 50S ribosomal protein L29P

Chain BW:  69% 25% 6%



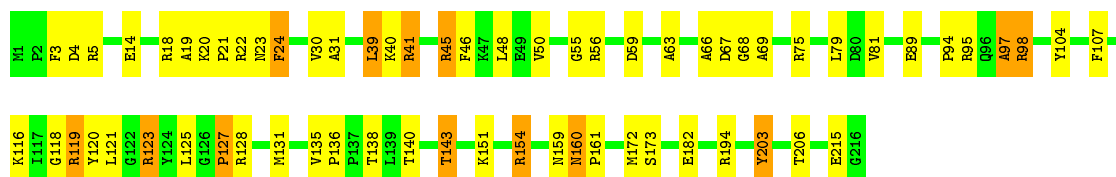
- Molecule 45: 50S ribosomal protein L37Ae

Chain Bi:  80% 8% 5% • 6%



- Molecule 46: 50S ribosomal protein L1P


Chain BA:  70% 24% 6%



- Molecule 47: 50S ribosomal protein L13P

Chain BI:  70% 26% ..

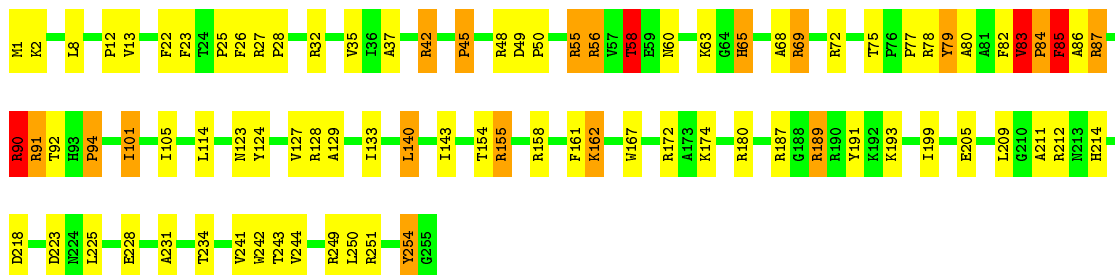






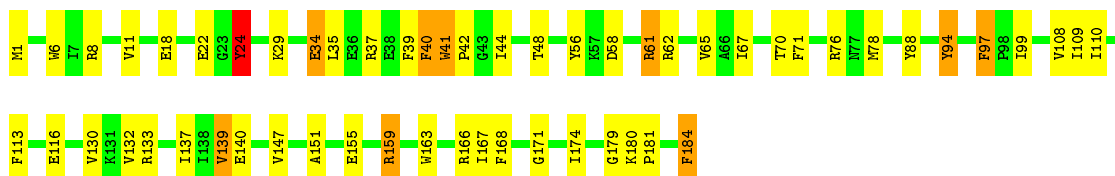
- Molecule 53: 50S ribosomal protein L4P

Chain BD: 66% 26% 7% •



- Molecule 54: 50S ribosomal protein L6P

Chain BF: 70% 25% 5% •



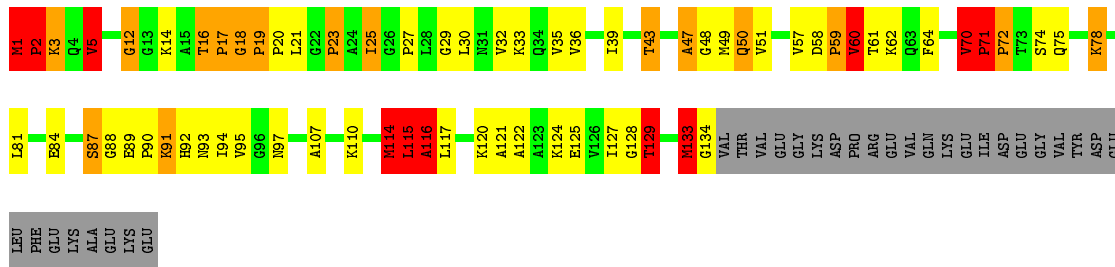
- Molecule 55: 50S ribosomal protein L41e

Chain Bh: 92% 8%



- Molecule 56: 50S ribosomal protein L11P

Chain BH: 40% 26% 10% 7% 18%

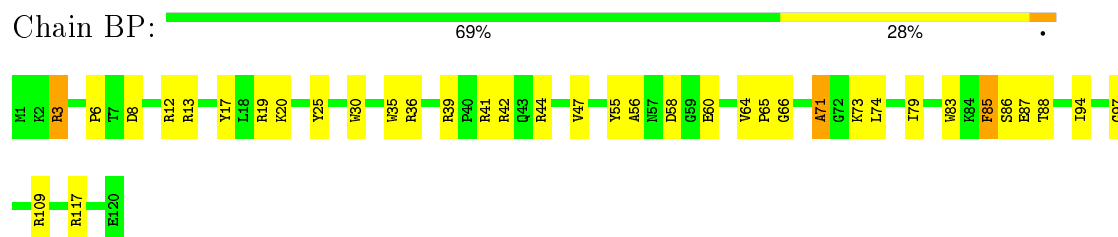


- Molecule 57: 50S ribosomal protein L30e

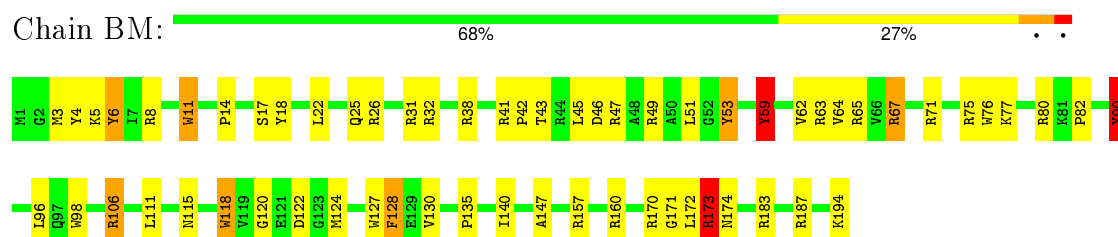
Chain BZ: 66% 26% 6% •



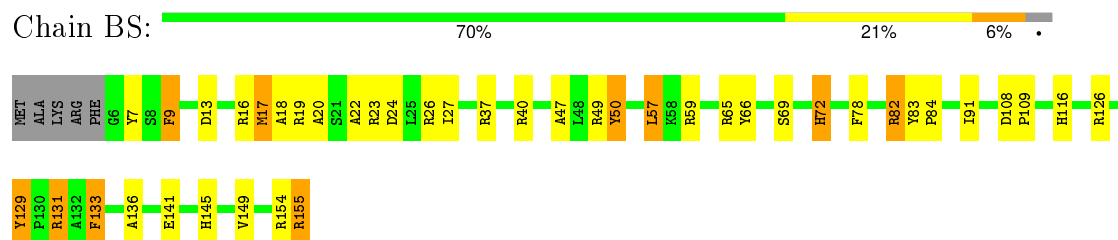
- Molecule 58: 50S ribosomal protein L18e



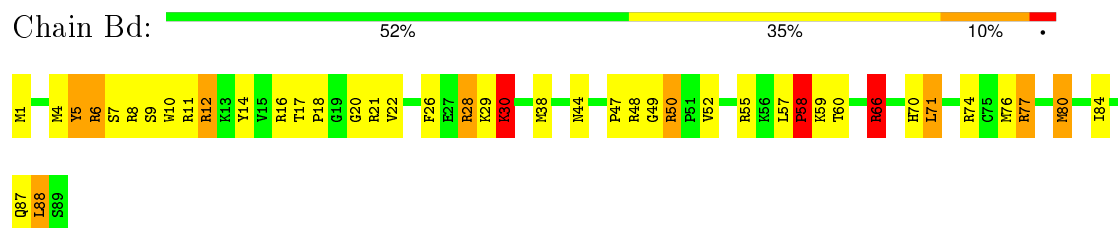
- Molecule 59: 50S ribosomal protein L15e



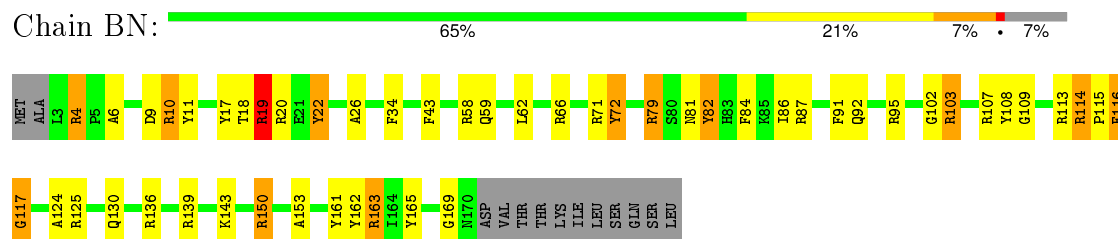
- Molecule 60: 50S ribosomal protein L22P



- Molecule 61: 50S ribosomal protein L34e



- Molecule 62: 50S ribosomal protein L10e



- Molecule 63: 50S ribosomal protein L40e

Chain Bg: 



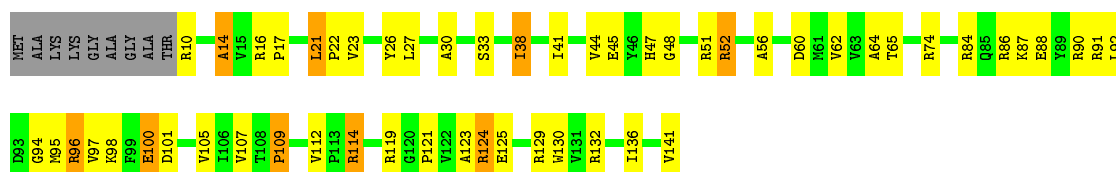
- Molecule 64: 50S ribosomal protein L35Ae

Chain Bc: 



- Molecule 65: 50S ribosomal protein L14P

Chain BJ: 




- Molecule 66: 50S ribosomal protein LX

Chain Bl: 



- Molecule 67: 23S rRNA

Chain B1: 



G1321	G1322	U1323	G1324	A1325	U1326	G1327	G1328	G1329	G1330	U1331	A1332	G1333	G1334	G1335	G1336	G1337	G1338	G1339	G1340	G1341	A1342	G1343	G1344	G1345	G1346	U1347	G1348	G1349	G1350	G1351	G1352	A1353	G1354	A1355	A1356	G1357	G1358	G1359	G1360	G1361	G1362	G1363	G1364	G1365	U1366	A1367	A1368	G1369	G1370	U1371	G1372	G1373	G1374	G1375	U1376	G1377	G1378	U1379	G1380
C1261	G1262	C1263	U1264	A1265	A1266	A1267	A1268	U1269	G1270	G1271	A1272	G1273	C1274	G1275	G1276	G1277	C1278	U1279	G1280	U1281	A1282	G1283	C1284	C1285	G1286	G1287	U1288	G1289	G1290	G1291	C1292	G1293	A1294	G1295	A1296	G1297	C1298	G1299	C1300	G1301	G1302	G1303	G1304	G1305	A1306	G1307	G1308	G1309	G1310	C1311	G1312	G1313	A1314	U1315	U1316	G1317	U1318	U1319	G1320
G1201	C1141	U1081	G1021	C961	C901	U841	G781	G721	G661	A601	A541	G481	C421	G361																																													
G1202	A1142	A1082	C1022	G963	C903	C942	G782	C722	A662	G602	A542	A482	G422	A362																																													
C1263	A1143	G1083	C1023	G963	C903	C943	G783	A723	A663	G603	A543	A483	G423	G363																																													
U1204	A1144	G1084	G1024	C964	G904	C944	G784	G724	A664	A604	A544	C484	U424	A364																																													
U1205	G1145	G1085	A1025	A985	G905	C945	G785	G725	G665	A605	A545	G485	U425	G365																																													
A1206	U1146	U1086	A1026	G966	G906	C946	G786	G726	A666	A606	C546	A486	G426	G366																																													
G1207	G1147	G1087	A1027	G967	G907	A947	G787	A727	C667	C607	C547	U487	G427	G367																																													
G1208	C1148	G1088	G1028	A968	U908	A948	A788	A728	G668	C608	C548	U488	A428	U368																																													
A1209	C1149	C1089	C1029	U969	A909	C949	G789	A729	G669	G609	C549	G489	U429	G369																																													
G1210	G1150	G1090	C1030	G970	G910	C950	G790	G730	G670	C610	A550	A490	A430	A370																																													
G1211	G1151	G1091	C1031	G971	G911	G851	G791	C731	G671	G611	A551	G491	U431	U371																																													
A1212	C1152	U1092	C1032	C972	G912	A852	A792	G732	C672	G612	A552	A492	C432	A372																																													
G1213	U1153	G1093	C1033	G973	G913	G853	G793	A733	A673	G613	C553	A493	C433	G373																																													
C1214	G1154	U1094	G1034	G974	U914	G854	G794	G734	G674	G614	C554	C494	G434	C374																																													
G1215	A1155	A1095	G1035	C975	G915	G855	G795	A735	G675	A615	C555	U495	G435	C375																																													
A1216	G1156	A1096	C1036	G976	A916	U856	G796	U736	G676	C616	G556	A496	C436	C376																																													
U1217	U1157	G1097	C1037	C977	A917	A857	G797	G737	A677	G617	G557	G497	G437	C377																																													
G1218	G1158	C1098	U1038	C978	A918	G858	G798	C738	G678	C618	C558	U498	G438	G378																																													
G1219	U1159	U1099	C1039	G979	G919	G859	G799	C739	G679	G619	G559	A499	G439	U379																																													
U1220	G1160	G1100	C1040	G980	G920	A860	G800	C740	U680	G620	G560	C500	A440	A380																																													
A1221	A1161	U1101	U1041	A981	C921	G861	A801	G741	G681	G621	C561	C501	A441	G381																																													
U1222	C1162	G1102	G1042	G982	C922	G862	G802	C742	G682	G622	G562	G502	G442	G382																																													
G1223	U1163	C1103	U1043	G983	A923	C863	A803	A743	C683	G623	A563	C503	G443	C383																																													
A1224	C1164	A1104	U1044	U984	A924	C864	C804	G744	G684	U624	U564	C504	U444	G384																																													
G1225	G1165	C1105	A1045	A985	U925	C865	C805	C745	G685	A625	A565	A505	G445	U385																																													
U1226	A1166	G1106	U1046	G986	C926	G866	C806	C746	G686	C626	G566	C506	G446	U386																																													
A1227	G1167	U1107	A1047	G987	G927	C867	A808	G747	G687	G627	G567	G507	G447	A387																																													
G1228	A1168	A1108	U1048	C988	A928	U868	A808	G748	G688	A628	A568	G508	A448	G388																																													
U1229	G1169	G1099	U1049	G989	G929	A869	A809	G749	U689	G629	G569	A509	G449	C389																																													
G1230	U1170	A1110	C1050	G990	G930	C870	A810	C750	G690	G630	G570	C510	G450	C390																																													
C1231	G1171	G1111	C1051	U991	C931	G871	C811	U751	G691	G631	U571	A511	C451	C391																																													
G1232	U1172	G1112	G1052	G992	C932	G872	C812	G752	G692	G632	U572	A512	A452	G392																																													
U1233	G1173	G1113	A1053	G993	G933	G873	G813	A753	G693	A633	G573	C513	U453	C393																																													
A1234	U1174	G1114	A1054	G994	G934	U874	G814	U754	A694	G634	C574	U514	C454	A394																																													
G1235	A1175	A1115	C1055	G995	A935	G875	U815	G755	G695	G635	G575	G515	G455	G395																																													
A1236	C1176	A1116	C1056	U996	G936	C876	C816	C756	G696	G636	G576	A516	G456	G396																																													
G1237	G1177	G1117	U1057	A997	A937	U877	G817	C757	U697	G637	C577	A517	C457	G397																																													
U1238	G1178	A1118	A1058	G998	U938	G878	A818	G758	U698	A638	C578	A518	U458	C398																																													
G1239	U1179	A1119	C1059	A999	A939	A879	U819	G759	A699	C639	C579	A519	C459	C399																																													
U1240	G1180	G1120	G1060	G1000	G940	U880	C820	G760	A700	G640	G580	G520	C460	U400																																													
G1241	A1181	C1121	C1061	C1001	C941	G881	U821	U761	G701	G641	A581	C521	C461	C401																																													
A1242	C1182	G1122	C1062	A1002	U942	U882	A822	G762	G702	G642	A582	A522	A462	G402																																													
G1243	U1183	A1123	C1063	C1003	G943	G883	G823	A763	G703	G643	A583	C523	A463	G403																																													
C1244	G1184	G1124	G1064	U1004	G944	C984	C824	G764	G704	G644	A584	C524	C464	G404																																													
G1245	A1185	A1125	C1065	G1005	U945	A885	C825	G765	G705	U645	G585	C525	C465	G405																																													
A1246	G1186	G1126	C1066	A1006	U946	G886	C826	G766	U706	U646	A586	C526	C466	G406																																													
U1247	A1187	G1127	U1067	U1007	C947	U887	G827	G767	U707	G647	A587	G527	U467	A407																																													
G1248	G1188	G1128	U1068	U1008	C948	U888	G828	G768	A708	C648	U588	G528	A468	C408																																													
U1249	A1189	G1129	A1069	G1009	C949	C989	G829	G769	A709	A649	G589	G529	A469	C409																																													
G1250	G1190	G1130	G1070	U1010	G950	G890	G830	G770	G710	C650	A590	G530	A470	C410																																													
U1251	C1191	G1131	A1071	A1011	C951	C991	C831	G771	C711	C651	A591	G531	U471	C411																																													
G1252	A1192	U1132	U1072	G1012	C952	U892	A832	G772	C712	G652	C592	G532	A472	G412																																													
U1253	G1193	U1133	G1073	G1013	C953	C993	G833	U773	C713	U653	C593	G533	C473	G413																																													
C1254	G1194	A1134	G1074	U1014	A954	C994	G834	G774	C714	C654	U594	G534	C474	G414																																													
G1255	U1195	U1135	G1075	U1015	A955	C995	G835	G775	C715	C655	C595	G535	U475	G415																																													
U1256	A1196	A1136	G1076	C1016	G956	G996	U836	G776	C716	G656	C596	G536	C476	U416																																													
G1257	G1197	G1137	G1077	A1017	C957	U897	G837	A777	C717	U657	C597	U537	C477	G417																																													
U1258	U1198	G1138	G1078	G1018	A958	G998	A838	A778	C718	G658	C598	G538	C478	G418																																													
G1259	A1199	U1139	A1079	G1019	U959	A999	A839	G779	C719	U659	A599	G539	C479	U419																																													
C1260	G1200	C1140	G1080	C1020	C960	G900	C840	C780	G660	A600	A540	A480	G420	G360																																													

G2282	C2222	A2161	U2041	G1981	U1921	G1861	C1801	G1741	G1681	G1621	G1561	G1501	C1441	C1381
C2283	G2223	G2162	A2042	C1982	A1922	G1862	G1802	C1742	C1682	G1622	U1562	C1502	G1442	C1382
C2284	G2224	G2163	A2043	G1983	A1923	G1863	U1803	G1743	C1683	G1623	G1563	C1503	G1443	C1383
G2285	C2044	G2164	G2044	G1984	A1924	G1864	G1804	A1744	C1684	U1624	C1564	C1504	A1444	C1384
G2286	G2226	A2165	C2045	G1985	A1925	U1865	U1805	U1745	C1685	A1625	G1565	C1505	G1445	C1385
G2287	C2046	G2166	G2046	G1986	A1926	G1866	C1806	G1746	C1686	A1626	G1566	U1506	G1446	G1386
G2288	G2228	C2167	U2047	A1987	C1927	C1867	G1807	C1747	C1687	G1627	C1567	A1507	G1447	G1387
A2289	G2229	C2168	C2048	U1988	A1928	C1868	G1808	C1748	C1688	G1628	A1568	A1508	G1448	U1388
G2290	G2230	C2169	U2049	G1989	C1929	U1869	G1809	C1749	G1689	G1629	A1569	C1509	G1449	A1389
G2291	G2231	C2170	U2050	U1990	A1930	G1870	G1810	C1750	C1690	U1630	C1570	C1510	A1450	U1390
A2292	U2232	C2171	A2051	G1991	G1931	C1871	G1811	G1751	C1691	A1631	C1571	C1511	A1451	C1391
G2293	G2233	G2172	A2052	A1992	G1932	G1872	A1812	G1752	A1692	U1632	C1572	G1512	G1452	G1392
G2294	G2234	U2173	G2053	A1993	U1933	G1873	A1813	G1753	G1693	U1633	C1573	G1513	G1453	C1393
G2295	G2235	G2174	G2054	G1994	C1934	G1874	A1814	A1754	G1694	A1634	A1574	C1514	G1454	G1394
A2296	C2236	U2115	U2055	C1995	C1935	U1875	C1815	C1755	G1695	G1635	G1575	G1515	U1455	G1395
G2297	A2237	G2175	A2056	C1996	C1936	G1876	C1816	C1756	G1696	G1636	C1576	C1516	U1456	A1396
C2298	G2238	A2177	G2057	C1997	A1937	C1877	G1817	U1757	G1697	C1637	C1577	C1517	C1457	U1397
G2299	C2239	A2178	C2058	G1998	G1938	G1878	G1818	U1758	G1698	C1638	G1578	G1518	C1458	C1398
G2300	G2240	C2179	G2059	G1999	C1939	U1879	G1819	A1759	U1699	G1639	G1579	G1519	A1459	C1399
C2301	U2241	C2180	A2060	G2000	U1940	A1880	C1820	C1760	U1700	G1640	G1580	G1520	C1460	U1400
C2302	A2242	G2181	A2061	U2001	A1941	A1881	C1821	C1761	C1701	G1641	A1581	G1521	G1461	C1401
A2303	G2243	G2182	A2062	A2002	G1942	C1882	G1822	G1762	C1702	G1642	G1582	A1522	G1462	C1402
C2304	G2244	A2183	U2063	C2003	C1943	C1883	A1823	A1763	G1703	G1643	G1583	C1523	C1463	C1403
C2305	C2245	C2124	U2064	A2004	C1944	G1884	G1824	G1764	C1704	G1644	G1584	A1524	A1464	G1404
C2306	G2246	A2185	C2065	A2005	C1945	G1885	G1825	A1765	C1705	U1645	U1585	G1525	A1465	G1405
C2307	G2247	C2186	C2066	C2006	G1946	C1886	G1826	A1766	G1706	G1646	G1586	G1526	U1466	G1406
C2308	G2248	G2187	U2067	C2007	A1947	A1887	A1827	C1767	A1707	C1647	A1587	G1527	G1467	A1407
C2309	A2249	C2188	G2068	G2008	A1948	G1888	A1828	C1768	C1708	C1648	C1588	A1528	G1468	C1408
G2310	G2250	C2189	G2069	G2009	A1949	U1889	C1829	G1769	C1709	G1649	G1589	A1529	U1469	A1409
C2311	G2251	A2190	U2070	G2010	G1950	U1890	G1830	A1770	C1710	U1650	C1590	A1530	C1470	U1410
U2312	C2252	U2191	C2071	U2011	G1951	C1891	C1831	C1771	C1711	A1651	C1591	C1531	G1471	C1411
G2313	G2253	C2192	G2072	G2012	G1952	G1892	G1832	A1772	U1712	A1652	U1592	G1532	U1472	C1412
U2254	G2254	G2193	G2073	A2013	U1953	C1893	G1833	C1773	G1713	C1653	C1593	G1533	C1473	A1413
G2315	C2255	A2194	U2074	A2014	U1954	A1894	A1834	A1774	G1714	G1654	G1594	G1534	G1474	C1414
G2316	G2256	G2195	U2075	U1955	U1955	G1895	A1835	G1775	G1715	G1655	G1595	U1535	G1475	C1415
G2317	A2257	C2196	A2076	C2016	G1956	U1896	A1836	G1776	G1716	G1656	G1596	U1536	C1476	G1416
G2318	A2258	U2197	A2077	A2017	U1957	G1897	A1837	U1777	C1717	G1657	G1597	U1537	C1477	U1417
G2319	G2259	U2198	A2078	C2018	A1958	A1898	C1838	G1778	C1718	A1658	U1598	A1538	G1478	A1418
C2260	C2260	U2199	C2079	C2019	C1959	C1899	U1839	C1779	C1719	G1659	A1599	U1539	U1479	G1419
A2321	C2261	A2200	G2080	G2020	U1960	U1900	G1840	C1780	G1720	A1660	G1600	A1540	G1480	U1420
A2322	C2262	C2201	C2081	G2021	G1961	A1901	G1841	C1781	U1721	A1661	G1601	U1541	G1481	C1421
C2323	G2263	U2142	C2082	U2022	G1962	G1902	C1842	C1782	G1722	C1662	G1602	U1542	G1482	G1422
G2264	G2083	C2143	G2083	A2023	G1963	G1903	C1843	U1783	A1723	G1663	G1603	C1543	U1483	G1423
C2265	A2084	U2144	A2084	A2024	G1964	G1904	C1844	G1784	A1724	G1664	G1604	C1544	U1484	G1424
C2266	C2085	G2145	C2085	A2025	C1965	G1905	C1845	G1785	A1725	G1665	A1605	C1545	A1485	U1425
U2267	C2086	C2146	C2086	C2026	C1966	G1906	G1846	G1786	A1726	G1666	G1606	G1546	G1486	G1426
C2268	U2087	C2147	U2087	G2027	G1967	G1907	U1847	U1787	G1727	U1667	C1607	U1547	U1487	A1427
A2329	C2088	U2148	G2088	G2028	A1968	C1908	A1848	G1788	C1728	G1668	A1548	C1548	C1488	G1428
G2270	C2089	G2149	C2089	C2029	C1969	G1909	A1849	A1789	G1729	A1669	G1609	C1549	G1489	A1429
A2331	G2271	G2150	A2090	G2030	G1970	C1910	C1850	G1790	C1730	A1670	C1610	C1550	G1490	A1430
G2272	U2091	C2151	U2091	G2031	C1971	G1911	U1851	A1791	U1731	A1671	C1611	G1551	U1491	U1431
G2273	G2212	G2152	G2092	G2032	C1972	A1912	U1852	A1792	C1732	G1672	C1612	C1552	C1492	C1432
C2274	U2214	C2153	A2093	G2033	U1973	C1913	C1853	G1793	C1733	C1673	A1613	G1553	C1493	C1433
G2275	U2215	G2154	A2094	G2034	G1974	U1914	G1854	C1794	G1734	G1674	U1614	G1554	U1494	C1434
G2276	G2216	C2155	U2095	U2035	G1975	G1915	G1855	C1795	G1735	C1675	G1615	G1555	A1495	G1435
G2277	A2156	G2156	C2096	A2036	C1976	U1916	G1856	U1796	G1736	G1676	A1616	G1556	A1496	A1436
U2278	C2217	U2157	G2097	A2037	C1977	U1917	A1857	A1797	U1737	A1677	G1617	G1557	C1497	C1437
A2338	C2218	G2158	C2098	C2038	A1978	U1918	G1858	A1798	A1738	A1678	G1618	U1558	C1498	G1438
G2279	G2219	C2159	G2099	U2039	A1979	A1919	A1859	G1799	C1739	A1679	G1619	A1559	G1499	C1439
C2280	C2220	C2160	U2100	U2040	U1980	A1920	A1860	G1800	U1740	G1680	C1620	G1560	C1500	C1440



A121	C61	A3002	G2942	G2882	G2762	A2702	C9642	C9582	C9522	U2462	A2402	C2342
C122	A62	A3003	G2943	G2823	U2763	G2703	U2643	G2583	C2523	G2463	G2403	G2343
U123	G63	C3004	G2944	G2824	G2764	A2704	G2644	A2584	C2524	G2464	U2404	G2344
A124	C64	C3005	A2945	A2825	G2765	C2705	G2645	G2585	C2525	A2465	U2405	U2345
U125	G65	C3006	C2946	U2826	G2766	G2706	A2946	A2586	G2526	C2466	C2406	C2346
C126	A66	A3007	G2947	G2827	G2767	G2707	G2647	A2587	G2527	G2467	G2407	G2347
	U67	C3008	A2948	G2828	G2768	U2708	C2648	C2588	U2528	C2468	G2408	G2348
	C68	C3009	G2949	C2829	U2769	C2709	A2649	C2589	U2529	C2469	C2409	U2349
	C69	C3010	G2950	C2830	A2770	G2710	G2650	C2590	G2530	U2470	C2410	G2350
	U70	G3011	G2951	G2831	G2771	U2711	G2651	A2591	G2531	A2471	C2411	G2351
	A11	C3012	C2952	G2832	U2772	G2712	G2652	U2592	G2532	A2472	A2412	C2352
	G12	U3013	U2953	G2833	A2773	A2713	G2653	A2593	G2533	C2473	G2413	C2353
	G13	U3014	C2954	C2834	C2774	G2714	C2654	U2594	C2534	A2474	G2414	C2354
	U74	A3015	G2955	A2835	G2775	A2715	C2655	C2595	C2535	G2475	C2415	G2355
	G15	G3016	G2956	G2836	U2776	C2716	A2656	G2596	A2536	A2476	G2416	U2356
	U75	U3017	C2957	C2837	G2777	A2717	A2657	U2597	G2537	G2477	G2417	U2357
	G16	C3018	U2958	U2838	A2778	G2718	G2658	C2598	G2538	G2478	G2418	U2358
	A77	C3019	A2959	A2839	G2779	G2719	G2659	C2599	G2539	C2479	U2419	C2359
	C78	C3020	G2960	C2840	G2780	U2720	G2660	C2600	A2540	G2480	C2420	G2360
	U79	G3021	A2961	G2841	A2781	C2721	U2661	C2601	U2541	G2481	A2421	U2361
	G80	C3022	A2962	C2842	A2782	G2722	G2662	G2602	G2542	G2482	A2422	C2362
	C81	G3023	G2963	C2843	G2783	G2723	G2663	A2603	A2543	U2483	G2423	G2363
	C82	C3024	A2964	G2844	A2784	A2724	G2664	C2604	C2544	C2484	A2424	G2364
	C83	C3025	C2965	G2845	G2785	U2725	G2665	G2605	C2545	C2485	A2425	G2365
	U84	C3026	C2966	A2846	G2786	G2726	G2666	C2606	G2546	U2486	U2426	G2366
	G85	C3027	C2967	G2847	G2787	C2727	U2667	U2607	A2547	G2487	C2427	C2367
	C86	U3028	G2968	C2848	U2788	U2728	G2668	U2608	A2548	C2488	C2428	G2368
	G87	A3029	C2969	C2849	G2789	A2729	U2669	C2609	U2549	G2489	G2429	G2369
	A88	U3030	U2970	G2850	G2790	U2730	U2670	C2610	A2550	C2490	C2430	C2370
	G89	C3031	C2971	A2851	C2791	C2731	G2671	U2611	G2551	C2491	C2431	A2371
	A90	U3032	G2972	U2852	G2792	U2732	A2672	A2612	C2552	G2492	G2432	C2372
	G91	G3033	A2973	A2853	G2793	A2733	C2673	C2613	U2553	A2493	U2433	C2373
	G92	C3034	U2974	A2854	G2794	G2734	A2674	C2614	A2554	A2494	A2434	C2374
	G93	C3035	A2975	G2855	G2795	G2735	C2675	U2615	C2555	A2495	G2435	C2375
	G94	C3036	G2976	G2856	G2796	G2736	A2676	C2616	C2556	G2496	A2436	U2376
	A95	G3037	G2977	C2857	C2797	G2737	U2677	G2617	C2557	G2497	G2437	C2377
	C96	U3038	G2978	C2858	G2798	G2738	U2678	C2618	U2558	G2498	U2438	C2378
	U97	C3039	C2979	U2859	C2799	G2739	A2679	U2619	G2559	U2499	G2439	G2379
	G98	G3040	G2980	G2860	U2800	G2740	A2680	C2620	G2560	G2500	C2440	A2380
	C99	U3041	G2981	A2861	G2801	U2741	A2681	U2621	G2561	A2441	A2441	A2381
	A100	C3042	G2982	A2862	G2802	G2742	G2682	C2622	C2562	C2502	A2442	A2382
	A101	C3043	G2983	A2863	U2803	U2743	G2683	G2623	C2563	C2503	G2443	A2383
	G102	U3044	A2984	G2864	C2804	U2744	G2684	C2624	U2564	G2444	G2444	G2384
	C103	G3045	U2985	C2865	C2805	G2745	G2685	C2625	A2565	A2505	G2445	G2385
	G104	C3046	G2986	A2866	U2806	G2746	A2686	U2626	A2566	G2506	C2446	U2386
	C105	C3047	U2987	U2867	C2807	C2747	A2687	C2627	C2567	C2507	A2447	A2387
	G106	A2988	C2989	C2868	C2808	C2748	G2688	U2628	A2568	G2508	A2448	U2388
	G107	A2989	C2990	U2869	G2809	G2749	G2689	U2629	G2569	A2509	A2449	C2389
	A108	C2991	G2991	A2870	G2810	C2750	U2690	C2630	A2570	A2510	A2450	G2390
	C109	C2992	G2992	A2871	U2811	C2751	G2691	C2631	G2571	C2511	G2451	G2391
	G110	G2993	C2993	G2872	U2812	U2752	A2692	C2632	U2572	C2512	C2452	A2392
	U51	C2994	G2994	G2873	G2813	G2753	G2693	A2633	C2573	C2513	C2453	G2393
	C112	U52	C2995	C2874	U2814	A2754	C2694	U2634	G2574	G2514	G2454	G2394
	A53	G2996	A2995	C2875	C2815	G2755	G2695	C2635	U2575	U2515	G2455	C2395
	G114	C2997	A2996	G2876	C2816	G2756	G2696	C2636	C2576	G2516	C2456	C2396
	C115	U2997	U2997	A2877	U2817	G2757	G2697	U2637	U2577	U2517	G2457	C2397
	U56	G2998	C2998	A2878	C2818	G2758	G2698	G2638	C2578	G2518	U2458	C2398
	C57	U3000	C2999	G2879	C2819	A2759	U2699	G2639	G2579	C2519	G2459	C2399
	G58	U3001	C3001	C2880	C2820	A2760	U2700	C2640	G2580	C2520	A2460	U2400
	C59			G2881	G2821	G2761	U2701	C2641	G2581	U2521	C2461	A2401

• Molecule 68: 5S rRNA

Chain B3:

48%

38%

14%

## 4 Experimental information

Property	Value	Source
Reconstruction method	SINGLE PARTICLE	Depositor
Imposed symmetry	POINT, Not provided	Depositor
Number of images	10000	Depositor
Resolution determination method	FSC at 0.5 cut-off	Depositor
CTF correction method	Wiener Filter	Depositor
Microscope	FEI TITAN KRIOS	Depositor
Voltage (kV)	200	Depositor
Electron dose ( $e^-/\text{\AA}^2$ )	25	Depositor
Minimum defocus (nm)	1200	Depositor
Maximum defocus (nm)	3600	Depositor
Magnification	75000	Depositor
Image detector	TemCam-F416 CMOS camera	Depositor

## 5 Model quality ⓘ

### 5.1 Standard geometry ⓘ

The Z score for a bond length (or angle) is the number of standard deviations the observed value is removed from the expected value. A bond length (or angle) with  $|Z| > 5$  is considered an outlier worth inspection. RMSZ is the root-mean-square of all Z scores of the bond lengths (or angles).

Mol	Chain	Bond lengths		Bond angles	
		RMSZ	# Z  >2	RMSZ	# Z  >2
1	AQ	1.71	11/1338 (0.8%)	1.93	30/1797 (1.7%)
10	AD	1.73	15/1457 (1.0%)	1.93	36/1953 (1.8%)
11	A1	3.43	155/1843 (8.4%)	2.59	167/2873 (5.8%)
12	AN	1.58	12/1156 (1.0%)	1.95	31/1535 (2.0%)
13	AX	1.92	9/570 (1.6%)	2.14	19/760 (2.5%)
14	AM	1.71	11/1022 (1.1%)	1.98	27/1375 (2.0%)
15	AE	1.80	28/2025 (1.4%)	2.16	66/2732 (2.4%)
16	AJ	1.85	16/1013 (1.6%)	2.04	20/1349 (1.5%)
17	AO	1.88	16/1208 (1.3%)	2.11	39/1619 (2.4%)
18	AF	1.23	5/1745 (0.3%)	1.38	18/2350 (0.8%)
19	AS	1.71	8/562 (1.4%)	1.86	14/744 (1.9%)
2	AK	1.74	12/1088 (1.1%)	2.01	32/1455 (2.2%)
20	A3	1.67	7/951 (0.7%)	1.95	24/1281 (1.9%)
20	B4	1.41	2/951 (0.2%)	1.64	11/1281 (0.9%)
20	BG	1.34	0/951	1.79	21/1281 (1.6%)
21	A2	3.29	2781/35966 (7.7%)	2.59	3540/56138 (6.3%)
22	AY	1.72	4/421 (1.0%)	1.85	8/558 (1.4%)
23	AT	1.81	7/942 (0.7%)	1.95	24/1257 (1.9%)
24	AA	1.71	13/1585 (0.8%)	2.12	53/2124 (2.5%)
25	AH	1.62	20/1773 (1.1%)	2.11	75/2381 (3.1%)
26	AP	1.87	6/471 (1.3%)	2.06	15/620 (2.4%)
27	A0	3.33	158/1814 (8.7%)	2.51	182/2828 (6.4%)
28	AV	1.57	7/839 (0.8%)	1.75	17/1122 (1.5%)
28	B6	1.73	9/798 (1.1%)	2.09	32/1071 (3.0%)
29	AL	1.52	3/830 (0.4%)	2.03	28/1113 (2.5%)
3	AI	1.54	5/1049 (0.5%)	1.70	9/1408 (0.6%)
30	AU	1.79	14/1203 (1.2%)	2.05	29/1621 (1.8%)
31	BY	1.73	13/1262 (1.0%)	2.04	31/1687 (1.8%)
32	BO	1.85	29/1635 (1.8%)	1.96	37/2196 (1.7%)
33	BC	1.72	27/2978 (0.9%)	2.06	96/4003 (2.4%)
34	B5	1.76	7/618 (1.1%)	2.12	24/829 (2.9%)
34	BK	1.80	8/618 (1.3%)	1.98	19/829 (2.3%)
35	BL	1.71	13/1175 (1.1%)	2.07	46/1563 (2.9%)
36	Bf	1.94	13/453 (2.9%)	2.75	38/603 (6.3%)

Mol	Chain	Bond lengths		Bond angles	
		RMSZ	# Z  >2	RMSZ	# Z  >2
37	BU	1.77	16/1024 (1.6%)	2.05	29/1365 (2.1%)
38	Bb	1.77	12/1099 (1.1%)	2.14	36/1466 (2.5%)
39	Be	1.82	10/517 (1.9%)	2.11	19/681 (2.8%)
4	AG	1.48	3/999 (0.3%)	1.97	31/1337 (2.3%)
40	BE	1.72	12/1513 (0.8%)	1.99	39/2026 (1.9%)
41	Ba	1.61	1/760 (0.1%)	2.04	30/1019 (2.9%)
42	BT	1.66	5/689 (0.7%)	1.97	19/924 (2.1%)
43	Bk	1.48	8/1659 (0.5%)	1.82	44/2253 (2.0%)
44	BW	1.85	13/595 (2.2%)	2.02	19/784 (2.4%)
45	Bi	1.57	0/599	1.85	16/798 (2.0%)
46	BA	1.73	23/1702 (1.4%)	1.98	46/2293 (2.0%)
47	BI	1.80	18/1168 (1.5%)	1.96	30/1561 (1.9%)
48	BR	1.65	4/808 (0.5%)	1.92	22/1080 (2.0%)
49	BQ	1.69	15/1272 (1.2%)	2.17	43/1676 (2.6%)
5	AW	1.76	3/485 (0.6%)	1.86	11/651 (1.7%)
50	BV	1.67	3/570 (0.5%)	2.07	23/758 (3.0%)
51	Bj	1.75	6/805 (0.7%)	2.36	51/1064 (4.8%)
52	BB	1.77	19/1883 (1.0%)	2.08	56/2540 (2.2%)
53	BD	1.81	25/2068 (1.2%)	1.99	57/2787 (2.0%)
54	BF	1.74	13/1507 (0.9%)	2.01	44/2033 (2.2%)
55	Bh	1.34	2/233 (0.9%)	1.11	3/301 (1.0%)
56	BH	1.46	5/1001 (0.5%)	1.88	31/1351 (2.3%)
57	BZ	1.69	6/764 (0.8%)	1.99	20/1028 (1.9%)
58	BP	1.89	12/980 (1.2%)	1.97	24/1313 (1.8%)
59	BM	1.84	23/1634 (1.4%)	1.97	35/2179 (1.6%)
6	AC	1.81	19/1480 (1.3%)	1.99	34/1985 (1.7%)
60	BS	1.76	7/1226 (0.6%)	2.16	38/1649 (2.3%)
61	Bd	1.60	5/758 (0.7%)	2.22	41/1007 (4.1%)
62	BN	1.86	16/1409 (1.1%)	2.09	51/1890 (2.7%)
63	Bg	1.58	2/380 (0.5%)	2.02	17/504 (3.4%)
64	Bc	1.67	6/694 (0.9%)	2.12	30/926 (3.2%)
65	BJ	1.88	14/1027 (1.4%)	1.95	24/1385 (1.7%)
66	Bl	1.81	7/669 (1.0%)	1.92	15/884 (1.7%)
67	B1	3.31	5858/73410 (8.0%)	2.59	7158/114595 (6.2%)
68	B3	3.47	234/3010 (7.8%)	2.74	322/4693 (6.9%)
7	AB	1.79	18/1654 (1.1%)	2.06	51/2233 (2.3%)
8	AR	1.83	14/956 (1.5%)	2.07	35/1287 (2.7%)
All	All	2.81	9901/187317 (5.3%)	2.41	13452/276642 (4.9%)

Chiral center outliers are detected by calculating the chiral volume of a chiral center and verifying if the center is modelled as a planar moiety or with the opposite hand. A planarity outlier is detected by checking planarity of atoms in a peptide group, atoms in a mainchain group or atoms of a sidechain that are expected to be planar.

Mol	Chain	#Chirality outliers	#Planarity outliers
1	AQ	0	7
10	AD	0	6
12	AN	0	10
13	AX	0	7
14	AM	0	2
15	AE	0	11
16	AJ	0	4
17	AO	0	11
18	AF	0	1
19	AS	0	1
2	AK	0	4
20	B4	0	1
20	BG	0	3
21	A2	1	7
22	AY	0	4
23	AT	0	5
24	AA	0	2
25	AH	4	21
26	AP	0	6
28	AV	0	10
28	B6	0	2
29	AL	1	5
3	AI	0	5
30	AU	0	6
31	BY	0	7
32	BO	0	11
33	BC	0	18
34	B5	1	3
34	BK	1	1
35	BL	3	12
36	Bf	0	13
37	BU	0	3
38	Bb	0	10
39	Be	1	12
4	AG	1	9
40	BE	0	6
41	Ba	0	7
42	BT	0	3
43	Bk	0	10
44	BW	0	2
45	Bi	0	4
46	BA	0	4
47	BI	0	3

*Continued on next page...*

*Continued from previous page...*

Mol	Chain	#Chirality outliers	#Planarity outliers
48	BR	0	6
49	BQ	3	10
5	AW	0	2
50	BV	1	4
51	Bj	1	18
52	BB	0	16
53	BD	0	8
54	BF	0	8
56	BH	1	9
57	BZ	0	1
58	BP	0	2
59	BM	0	7
6	AC	0	11
60	BS	0	7
61	Bd	1	7
62	BN	0	8
63	Bg	1	4
64	Bc	1	7
65	BJ	0	3
66	Bl	0	3
67	B1	0	12
7	AB	0	6
8	AR	0	3
9	A9	0	1
All	All	22	442

All (9901) bond length outliers are listed below:

Mol	Chain	Res	Type	Atoms	Z	Observed(Å)	Ideal(Å)
67	B1	1565	G	O4'-C1'	51.72	2.08	1.41
67	B1	2507	C	O4'-C1'	37.95	1.91	1.41
67	B1	1570	C	O4'-C1'	37.84	1.90	1.41
67	B1	1642	G	C2'-C1'	35.02	1.91	1.53
21	A2	85	A	C2'-C1'	34.42	1.91	1.53
21	A2	434	A	C2'-C1'	33.74	1.90	1.53
67	B1	1440	C	C2'-C1'	-33.42	1.16	1.53
67	B1	1567	C	O4'-C1'	33.29	1.84	1.41
21	A2	440	C	O4'-C1'	33.15	1.84	1.41
67	B1	1566	G	O4'-C1'	32.91	1.84	1.41
21	A2	367	G	C2'-C1'	-32.62	1.17	1.53
67	B1	1045	A	C2'-C1'	32.47	1.89	1.53
67	B1	2926	G	C2'-C1'	-31.85	1.18	1.53

*Continued on next page...*

*Continued from previous page...*

Mol	Chain	Res	Type	Atoms	Z	Observed(Å)	Ideal(Å)
11	A1	51	G	C2'-C1'	-31.08	1.19	1.53
67	B1	2587	G	C2'-C1'	-30.80	1.19	1.53
21	A2	63	G	C2'-C1'	-30.77	1.19	1.53
21	A2	1177	C	C2'-C1'	-30.34	1.20	1.53
67	B1	934	G	C2'-C1'	-30.09	1.20	1.53
21	A2	1154	G	C2'-C1'	-30.08	1.20	1.53
67	B1	2304	C	C2'-C1'	-29.98	1.20	1.53
67	B1	2735	C	C2'-C1'	-29.72	1.20	1.53
67	B1	1158	G	C2'-C1'	-29.71	1.20	1.53
67	B1	1592	U	C2'-C1'	-29.44	1.21	1.53
67	B1	2304	C	O4'-C1'	29.32	1.79	1.41
67	B1	2516	G	C2'-C1'	-29.25	1.21	1.53
67	B1	3027	C	C2'-C1'	-29.04	1.21	1.53
21	A2	88	G	O4'-C1'	28.83	1.79	1.41
67	B1	1570	C	P-O5'	28.76	1.88	1.59
67	B1	424	U	C2'-C1'	-28.69	1.21	1.53
67	B1	1	G	P-OP2	-28.58	1.00	1.49
27	A0	1	G	P-OP2	-28.55	1.00	1.49
27	A0	1	G	P-OP1	-28.55	1.00	1.49
21	A2	1	A	P-OP2	-28.54	1.00	1.49
68	B3	1	C	P-OP1	-28.52	1.00	1.49
11	A1	1	G	P-OP2	-28.52	1.00	1.49
21	A2	1	A	P-OP1	-28.52	1.00	1.49
11	A1	1	G	P-OP1	-28.52	1.00	1.49
68	B3	1	C	P-OP2	-28.51	1.00	1.49
67	B1	1	G	P-OP1	-28.50	1.00	1.49
67	B1	2088	G	O4'-C1'	28.39	1.78	1.41
67	B1	366	G	C2'-C1'	-28.28	1.22	1.53
67	B1	1411	G	C2'-C1'	-28.04	1.22	1.53
67	B1	1707	A	C2'-C1'	28.04	1.84	1.53
67	B1	537	U	C2'-C1'	-27.99	1.22	1.53
21	A2	255	G	C2'-C1'	-27.90	1.22	1.53
67	B1	2990	G	C2'-C1'	-27.88	1.22	1.53
67	B1	715	G	O4'-C1'	27.57	1.77	1.41
67	B1	435	G	C2'-C1'	-27.53	1.23	1.53
67	B1	2892	A	C2'-C1'	-27.52	1.23	1.53
21	A2	541	G	C2'-C1'	-27.21	1.23	1.53
21	A2	1490	C	C2'-C1'	-26.98	1.23	1.53
21	A2	1200	U	C2'-C1'	26.91	1.82	1.53
67	B1	474	G	C2'-C1'	-26.85	1.23	1.53
67	B1	1673	C	O4'-C1'	26.61	1.76	1.41
67	B1	1201	G	C2'-C1'	-26.46	1.24	1.53

*Continued on next page...*

*Continued from previous page...*

Mol	Chain	Res	Type	Atoms	Z	Observed(Å)	Ideal(Å)
21	A2	455	C	C2'-C1'	-26.28	1.24	1.53
21	A2	367	G	O4'-C1'	26.21	1.75	1.41
21	A2	1290	U	C2'-C1'	-26.15	1.24	1.53
67	B1	2507	C	C2'-C1'	26.14	1.82	1.53
67	B1	2134	G	C2'-C1'	-26.11	1.24	1.53
67	B1	409	C	C2'-C1'	-26.09	1.24	1.53
68	B3	26	C	C2'-C1'	-25.95	1.24	1.53
67	B1	565	A	C2'-C1'	25.91	1.81	1.53
21	A2	832	G	C2'-C1'	-25.90	1.24	1.53
67	B1	318	G	C2'-C1'	-25.87	1.24	1.53
21	A2	581	G	C2'-C1'	-25.83	1.25	1.53
21	A2	1190	C	C2'-C1'	-25.69	1.25	1.53
21	A2	439	G	C2'-C1'	-25.54	1.25	1.53
21	A2	562	A	C2'-C1'	25.46	1.81	1.53
67	B1	956	U	C2'-C1'	25.42	1.81	1.53
21	A2	583	G	C2'-C1'	-25.36	1.25	1.53
21	A2	806	G	O4'-C1'	25.22	1.74	1.41
21	A2	689	C	O4'-C1'	25.12	1.74	1.41
67	B1	2897	C	O4'-C1'	25.03	1.74	1.41
67	B1	412	G	O4'-C1'	24.99	1.74	1.41
67	B1	745	C	C2'-C1'	-24.92	1.25	1.53
67	B1	1037	C	C2'-C1'	24.85	1.80	1.53
21	A2	553	C	O4'-C1'	24.73	1.73	1.41
67	B1	2510	A	C2'-C1'	-24.71	1.26	1.53
21	A2	1329	C	O4'-C1'	24.66	1.73	1.41
67	B1	42	G	C2'-C1'	-24.66	1.26	1.53
67	B1	2920	C	O4'-C1'	24.60	1.73	1.41
21	A2	531	G	C2'-C1'	-24.59	1.26	1.53
21	A2	1322	C	O4'-C1'	24.59	1.73	1.41
67	B1	2115	U	C2'-C1'	24.54	1.80	1.53
67	B1	1230	G	C2'-C1'	-24.45	1.26	1.53
67	B1	1134	A	C2'-C1'	-24.38	1.26	1.53
27	A0	11	C	O4'-C1'	24.36	1.73	1.41
67	B1	795	G	C2'-C1'	-24.34	1.26	1.53
67	B1	147	C	O4'-C1'	24.32	1.73	1.41
67	B1	325	G	O4'-C1'	24.32	1.73	1.41
67	B1	2407	G	C2'-C1'	-24.29	1.26	1.53
21	A2	978	G	C2'-C1'	-24.22	1.26	1.53
67	B1	434	G	C2'-C1'	-24.21	1.26	1.53
67	B1	2587	G	O4'-C1'	24.16	1.73	1.41
67	B1	851	G	C2'-C1'	-24.15	1.26	1.53
67	B1	2544	C	O4'-C1'	24.12	1.73	1.41

*Continued on next page...*



*Continued from previous page...*

Mol	Chain	Res	Type	Atoms	Z	Observed(Å)	Ideal(Å)
67	B1	2636	C	O4'-C1'	24.05	1.73	1.41
21	A2	1157	G	C2'-C1'	-24.01	1.26	1.53
67	B1	1405	G	C2'-C1'	-23.97	1.26	1.53
67	B1	1322	G	C2'-C1'	-23.95	1.27	1.53
67	B1	1473	C	O4'-C1'	23.93	1.72	1.41
67	B1	1029	C	O4'-C1'	23.87	1.72	1.41
21	A2	8	U	C2'-C1'	23.84	1.79	1.53
67	B1	1751	G	C2'-C1'	-23.81	1.27	1.53
67	B1	1891	C	C2'-C1'	-23.73	1.27	1.53
67	B1	2554	A	C2'-C1'	23.72	1.79	1.53
67	B1	1179	G	C2'-C1'	23.69	1.79	1.53
67	B1	2319	C	O4'-C1'	23.65	1.72	1.41
67	B1	1290	G	C2'-C1'	-23.61	1.27	1.53
67	B1	1600	G	C2'-C1'	23.61	1.79	1.53
67	B1	1124	G	C2'-C1'	-23.60	1.27	1.53
21	A2	1253	G	C2'-C1'	-23.58	1.27	1.53
21	A2	88	G	C2'-C1'	-23.47	1.27	1.53
21	A2	857	C	O4'-C1'	23.42	1.72	1.41
67	B1	2520	C	C2'-C1'	-23.37	1.27	1.53
67	B1	937	A	C2'-C1'	-23.36	1.27	1.53
67	B1	1082	A	C2'-C1'	-23.36	1.27	1.53
67	B1	116	G	C2'-C1'	-23.35	1.27	1.53
67	B1	185	A	C2'-C1'	-23.25	1.27	1.53
67	B1	1035	G	C2'-C1'	-23.23	1.27	1.53
67	B1	337	G	C2'-C1'	-23.19	1.27	1.53
67	B1	2021	G	C2'-C1'	-23.15	1.27	1.53
67	B1	979	G	C2'-C1'	-23.12	1.27	1.53
67	B1	719	C	O4'-C1'	23.11	1.71	1.41
67	B1	426	G	C2'-C1'	-23.11	1.27	1.53
21	A2	1424	G	C2'-C1'	-23.04	1.28	1.53
67	B1	2833	G	C2'-C1'	-23.04	1.28	1.53
67	B1	1567	C	C5'-C4'	23.04	1.78	1.51
21	A2	205	C	C2'-C1'	-22.99	1.28	1.53
21	A2	806	G	C2'-C1'	-22.99	1.28	1.53
68	B3	120	C	C2'-C1'	-22.99	1.28	1.53
67	B1	366	G	O4'-C1'	22.98	1.71	1.41
67	B1	1787	U	C2'-C1'	-22.97	1.28	1.53
21	A2	615	G	C2'-C1'	-22.96	1.28	1.53
21	A2	1072	C	C2'-C1'	-22.95	1.28	1.53
21	A2	212	G	C2'-C1'	-22.94	1.28	1.53
21	A2	1144	G	O4'-C1'	22.93	1.71	1.41
21	A2	798	U	C2'-C1'	22.93	1.78	1.53

*Continued on next page...*

*Continued from previous page...*

Mol	Chain	Res	Type	Atoms	Z	Observed(Å)	Ideal(Å)
27	A0	11	C	C2'-C1'	-22.92	1.28	1.53
21	A2	152	G	C2'-C1'	-22.91	1.28	1.53
21	A2	1053	A	O4'-C1'	22.91	1.71	1.41
67	B1	1036	C	O4'-C1'	22.77	1.71	1.41
21	A2	965	G	O4'-C1'	22.73	1.71	1.41
21	A2	382	G	C2'-C1'	22.72	1.78	1.53
21	A2	440	C	C2'-C1'	-22.68	1.28	1.53
21	A2	805	C	C2'-C1'	-22.68	1.28	1.53
68	B3	35	A	C2'-C1'	22.67	1.78	1.53
67	B1	2671	C	O4'-C1'	22.65	1.71	1.41
21	A2	100	A	C2'-C1'	-22.64	1.28	1.53
67	B1	237	G	C2'-C1'	22.64	1.78	1.53
67	B1	614	G	O4'-C1'	22.60	1.71	1.41
67	B1	2858	C	O4'-C1'	22.58	1.71	1.41
67	B1	1222	U	C2'-C1'	-22.56	1.28	1.53
21	A2	992	G	C2'-C1'	-22.53	1.28	1.53
67	B1	1982	C	O4'-C1'	22.52	1.71	1.41
21	A2	1352	G	C2'-C1'	-22.43	1.28	1.53
21	A2	1282	C	O4'-C1'	22.42	1.70	1.41
68	B3	55	G	C2'-C1'	-22.41	1.28	1.53
67	B1	2837	C	C2'-C1'	-22.39	1.28	1.53
11	A1	54	G	C2'-C1'	-22.39	1.28	1.53
67	B1	370	A	O4'-C1'	22.37	1.70	1.41
67	B1	2636	C	C2'-C1'	-22.34	1.28	1.53
67	B1	1653	U	C2'-C1'	-22.26	1.28	1.53
21	A2	357	C	O4'-C1'	22.22	1.70	1.41
21	A2	1490	C	O4'-C1'	22.17	1.70	1.41
67	B1	2877	A	C2'-C1'	-22.16	1.28	1.53
67	B1	118	A	C2'-C1'	-22.13	1.29	1.53
67	B1	1566	G	P-O5'	22.10	1.81	1.59
21	A2	260	C	O4'-C1'	22.10	1.70	1.41
67	B1	44	C	O4'-C1'	22.05	1.70	1.41
67	B1	738	C	C2'-C1'	-22.01	1.29	1.53
67	B1	1655	G	C2'-C1'	-21.98	1.29	1.53
67	B1	350	A	C2'-C1'	21.97	1.77	1.53
21	A2	1255	C	C2'-C1'	-21.94	1.29	1.53
67	B1	297	G	O4'-C1'	21.93	1.70	1.41
67	B1	2476	A	O4'-C1'	21.89	1.70	1.41
67	B1	2489	C	C2'-C1'	-21.89	1.29	1.53
67	B1	2382	A	C2'-C1'	21.85	1.77	1.53
21	A2	1100	G	C2'-C1'	-21.84	1.29	1.53
67	B1	1501	G	C2'-C1'	-21.84	1.29	1.53

*Continued on next page...*

*Continued from previous page...*

Mol	Chain	Res	Type	Atoms	Z	Observed(Å)	Ideal(Å)
67	B1	2489	C	O4'-C1'	21.83	1.70	1.41
68	B3	43	C	O4'-C1'	21.81	1.70	1.41
67	B1	2735	C	O4'-C1'	21.81	1.70	1.41
67	B1	2884	C	O4'-C1'	21.79	1.70	1.41
67	B1	2844	G	C2'-C1'	-21.77	1.29	1.53
67	B1	1960	U	C2'-C1'	-21.77	1.29	1.53
21	A2	356	G	C2'-C1'	-21.76	1.29	1.53
67	B1	2218	C	C2'-C1'	-21.72	1.29	1.53
67	B1	775	C	O4'-C1'	21.69	1.69	1.41
67	B1	241	C	C2'-C1'	-21.68	1.29	1.53
67	B1	1470	C	C2'-C1'	-21.66	1.29	1.53
68	B3	57	C	C2'-C1'	-21.59	1.29	1.53
21	A2	573	C	O4'-C1'	21.55	1.69	1.41
67	B1	2086	C	C2'-C1'	-21.55	1.29	1.53
67	B1	161	C	C2'-C1'	-21.49	1.29	1.53
67	B1	409	C	O4'-C1'	21.49	1.69	1.41
67	B1	884	C	O4'-C1'	21.46	1.69	1.41
67	B1	2702	A	C2'-C1'	21.43	1.76	1.53
67	B1	768	C	C2'-C1'	-21.43	1.29	1.53
21	A2	1151	A	C2'-C1'	-21.42	1.29	1.53
21	A2	181	G	C2'-C1'	-21.40	1.29	1.53
67	B1	1504	C	O4'-C1'	21.37	1.69	1.41
67	B1	3036	C	C2'-C1'	-21.33	1.29	1.53
21	A2	369	A	C2'-C1'	-21.32	1.29	1.53
67	B1	1969	C	C2'-C1'	-21.31	1.29	1.53
21	A2	605	C	C2'-C1'	-21.31	1.29	1.53
67	B1	1678	A	C2'-C1'	21.29	1.76	1.53
21	A2	72	C	O4'-C1'	21.28	1.69	1.41
67	B1	1439	G	C2'-C1'	-21.25	1.29	1.53
67	B1	1243	C	C2'-C1'	-21.25	1.29	1.53
67	B1	1619	C	C2'-C1'	-21.23	1.29	1.53
67	B1	915	G	C2'-C1'	-21.20	1.30	1.53
67	B1	559	G	C2'-C1'	-21.19	1.30	1.53
68	B3	65	G	C2'-C1'	-21.17	1.30	1.53
21	A2	757	G	C2'-C1'	-21.16	1.30	1.53
67	B1	1289	C	C2'-C1'	-21.16	1.30	1.53
67	B1	744	G	C2'-C1'	-21.15	1.30	1.53
67	B1	2318	G	C2'-C1'	-21.15	1.30	1.53
67	B1	2890	A	O4'-C1'	21.14	1.69	1.41
67	B1	1568	A	C2'-O2'	21.13	1.69	1.41
21	A2	64	G	O4'-C1'	21.11	1.69	1.41
67	B1	2969	G	C2'-C1'	-21.10	1.30	1.53

*Continued on next page...*

*Continued from previous page...*

Mol	Chain	Res	Type	Atoms	Z	Observed(Å)	Ideal(Å)
67	B1	1754	A	C2'-C1'	21.10	1.76	1.53
21	A2	1074	C	C2'-C1'	-21.08	1.30	1.53
21	A2	1003	G	C2'-C1'	-21.08	1.30	1.53
67	B1	1394	G	O4'-C1'	21.07	1.69	1.41
67	B1	1243	C	O4'-C1'	21.05	1.69	1.41
21	A2	570	G	C2'-C1'	-21.01	1.30	1.53
67	B1	165	G	C2'-C1'	-21.00	1.30	1.53
67	B1	2427	C	C2'-C1'	-20.97	1.30	1.53
11	A1	41	C	C2'-C1'	-20.94	1.30	1.53
67	B1	1180	G	C2'-C1'	-20.92	1.30	1.53
21	A2	1401	U	C2'-C1'	-20.91	1.30	1.53
21	A2	1298	G	C2'-C1'	-20.91	1.30	1.53
67	B1	2169	C	O4'-C1'	20.91	1.68	1.41
67	B1	610	C	O4'-C1'	20.90	1.68	1.41
21	A2	807	C	O4'-C1'	20.86	1.68	1.41
67	B1	1298	C	O4'-C1'	20.86	1.68	1.41
67	B1	1152	C	C2'-C1'	-20.85	1.30	1.53
21	A2	726	A	C2'-C1'	-20.83	1.30	1.53
21	A2	1179	C	O4'-C1'	20.81	1.68	1.41
67	B1	1575	G	C2'-C1'	20.78	1.76	1.53
67	B1	2493	A	C2'-C1'	-20.77	1.30	1.53
21	A2	1242	C	C2'-C1'	-20.76	1.30	1.53
67	B1	248	C	O4'-C1'	20.76	1.68	1.41
67	B1	404	G	C2'-C1'	20.74	1.76	1.53
67	B1	880	U	C2'-C1'	-20.66	1.30	1.53
67	B1	817	G	O4'-C1'	20.65	1.68	1.41
67	B1	2422	G	C2'-C1'	-20.65	1.30	1.53
67	B1	1048	C	C2'-C1'	-20.62	1.30	1.53
67	B1	2189	C	O4'-C1'	20.56	1.68	1.41
67	B1	876	C	O4'-C1'	20.55	1.68	1.41
21	A2	423	U	C2'-C1'	20.54	1.75	1.53
21	A2	439	G	O4'-C1'	20.53	1.68	1.41
67	B1	1628	C	C2'-C1'	-20.52	1.30	1.53
67	B1	1245	C	O4'-C1'	20.52	1.68	1.41
67	B1	158	C	O4'-C1'	20.50	1.68	1.41
67	B1	1039	C	O4'-C1'	20.50	1.68	1.41
67	B1	1521	G	C2'-C1'	-20.48	1.30	1.53
67	B1	1152	C	O4'-C1'	20.46	1.68	1.41
67	B1	1348	G	O4'-C1'	-20.42	1.15	1.41
21	A2	1101	G	O4'-C1'	-20.41	1.15	1.41
21	A2	804	U	C2'-C1'	20.41	1.75	1.53
67	B1	2895	G	C2'-C1'	-20.40	1.30	1.53

*Continued on next page...*

*Continued from previous page...*

Mol	Chain	Res	Type	Atoms	Z	Observed(Å)	Ideal(Å)
21	A2	347	G	C2'-C1'	-20.38	1.30	1.53
21	A2	1272	G	C2'-C1'	-20.37	1.30	1.53
67	B1	1140	C	C2'-C1'	-20.37	1.30	1.53
67	B1	2850	G	C2'-C1'	-20.37	1.30	1.53
67	B1	905	G	C2'-C1'	-20.36	1.30	1.53
67	B1	685	G	O4'-C1'	20.36	1.68	1.41
21	A2	424	U	C2'-C1'	-20.33	1.30	1.53
67	B1	2189	C	C2'-C1'	-20.32	1.30	1.53
67	B1	1568	A	P-O5'	20.32	1.80	1.59
68	B3	110	C	O4'-C1'	20.30	1.68	1.41
67	B1	1920	A	O4'-C1'	20.29	1.68	1.41
67	B1	2151	C	C2'-C1'	-20.28	1.31	1.53
21	A2	374	G	C2'-C1'	-20.25	1.31	1.53
67	B1	2959	A	C2'-C1'	-20.25	1.31	1.53
67	B1	2284	C	O4'-C1'	20.24	1.68	1.41
67	B1	1976	C	O4'-C1'	20.20	1.68	1.41
67	B1	2337	G	O4'-C1'	20.18	1.67	1.41
21	A2	605	C	O4'-C1'	20.15	1.67	1.41
21	A2	966	G	C2'-C1'	20.09	1.75	1.53
67	B1	1636	C	C2'-C1'	-20.09	1.31	1.53
67	B1	14	A	O4'-C1'	20.07	1.67	1.41
21	A2	1353	C	O4'-C1'	20.07	1.67	1.41
67	B1	2178	A	C2'-C1'	-20.07	1.31	1.53
21	A2	1221	A	C2'-C1'	-20.07	1.31	1.53
21	A2	407	G	C2'-C1'	-20.06	1.31	1.53
67	B1	1278	C	O4'-C1'	20.05	1.67	1.41
21	A2	1354	A	O4'-C1'	20.05	1.67	1.41
67	B1	898	G	O4'-C1'	20.03	1.67	1.41
67	B1	817	G	C2'-C1'	-20.03	1.31	1.53
67	B1	2514	C	C2'-C1'	-20.02	1.31	1.53
11	A1	25	G	O4'-C1'	20.01	1.67	1.41
67	B1	186	A	O4'-C1'	20.00	1.67	1.41
67	B1	1610	C	O4'-C1'	19.99	1.67	1.41
67	B1	1745	U	O4'-C1'	19.99	1.67	1.41
21	A2	556	G	C2'-C1'	-19.98	1.31	1.53
21	A2	357	C	C2'-C1'	-19.98	1.31	1.53
67	B1	1117	C	C2'-C1'	-19.96	1.31	1.53
21	A2	1082	A	O4'-C1'	19.95	1.67	1.41
21	A2	1106	A	O4'-C1'	19.94	1.67	1.41
67	B1	162	G	C2'-C1'	-19.94	1.31	1.53
67	B1	2144	U	C2'-C1'	19.91	1.75	1.53
67	B1	2426	U	C2'-C1'	-19.91	1.31	1.53

*Continued on next page...*

*Continued from previous page...*

Mol	Chain	Res	Type	Atoms	Z	Observed(Å)	Ideal(Å)
67	B1	874	U	O4'-C1'	19.90	1.67	1.41
67	B1	1234	A	O4'-C1'	19.89	1.67	1.41
67	B1	837	G	C2'-C1'	-19.88	1.31	1.53
67	B1	1392	G	C2'-C1'	-19.85	1.31	1.53
21	A2	387	G	C2'-C1'	-19.84	1.31	1.53
21	A2	326	C	O4'-C1'	19.81	1.67	1.41
21	A2	321	A	C2'-C1'	-19.81	1.31	1.53
67	B1	1402	C	C2'-C1'	-19.77	1.31	1.53
21	A2	467	G	C2'-C1'	-19.75	1.31	1.53
67	B1	2311	C	C2'-C1'	-19.74	1.31	1.53
21	A2	941	C	O4'-C1'	19.73	1.67	1.41
21	A2	1155	U	O4'-C1'	19.72	1.67	1.41
67	B1	1574	A	O4'-C1'	19.72	1.67	1.41
21	A2	1217	C	O4'-C1'	19.71	1.67	1.41
67	B1	3031	U	C2'-C1'	-19.68	1.31	1.53
67	B1	2430	C	C2'-C1'	-19.68	1.31	1.53
21	A2	1259	A	O4'-C1'	19.67	1.67	1.41
67	B1	1178	G	C2'-C1'	-19.67	1.31	1.53
67	B1	1085	G	C2'-C1'	-19.66	1.31	1.53
67	B1	898	G	C2'-C1'	-19.63	1.31	1.53
11	A1	37	A	C2'-C1'	-19.62	1.31	1.53
67	B1	2727	C	C2'-C1'	-19.61	1.31	1.53
67	B1	1767	C	C2'-C1'	-19.60	1.31	1.53
21	A2	1371	C	O4'-C1'	19.53	1.67	1.41
21	A2	1458	A	C2'-C1'	19.53	1.74	1.53
21	A2	1339	G	C2'-C1'	-19.51	1.31	1.53
67	B1	2836	G	C2'-C1'	-19.50	1.31	1.53
21	A2	172	G	C2'-C1'	-19.49	1.31	1.53
21	A2	1240	A	C2'-C1'	-19.48	1.31	1.53
67	B1	2028	G	C2'-C1'	-19.46	1.31	1.53
67	B1	2842	C	C2'-C1'	-19.46	1.31	1.53
67	B1	1406	G	C2'-C1'	-19.46	1.31	1.53
67	B1	2427	C	O4'-C1'	19.44	1.67	1.41
67	B1	1328	G	C2'-C1'	-19.42	1.31	1.53
21	A2	802	G	C2'-C1'	-19.42	1.31	1.53
67	B1	1817	C	C2'-C1'	-19.41	1.31	1.53
68	B3	73	U	C2'-C1'	-19.41	1.31	1.53
67	B1	355	G	C2'-C1'	-19.40	1.32	1.53
68	B3	57	C	O4'-C1'	19.40	1.66	1.41
21	A2	205	C	O4'-C1'	19.40	1.66	1.41
21	A2	218	C	C2'-C1'	-19.39	1.32	1.53
21	A2	340	A	C2'-C1'	19.39	1.74	1.53

*Continued on next page...*

*Continued from previous page...*

Mol	Chain	Res	Type	Atoms	Z	Observed(Å)	Ideal(Å)
67	B1	666	A	C2'-C1'	-19.39	1.32	1.53
21	A2	17	C	O4'-C1'	19.37	1.66	1.41
67	B1	1794	C	O4'-C1'	19.34	1.66	1.41
21	A2	30	C	O4'-C1'	19.33	1.66	1.41
27	A0	41	C	O4'-C1'	19.32	1.66	1.41
21	A2	1037	U	C2'-C1'	-19.32	1.32	1.53
67	B1	2053	G	O4'-C1'	-19.32	1.16	1.41
67	B1	2260	C	O4'-C1'	19.32	1.66	1.41
67	B1	2227	G	C2'-C1'	-19.31	1.32	1.53
67	B1	92	G	C2'-C1'	-19.30	1.32	1.53
67	B1	614	G	C2'-C1'	-19.30	1.32	1.53
67	B1	2754	A	C2'-C1'	-19.30	1.32	1.53
67	B1	1453	G	C2'-C1'	-19.27	1.32	1.53
21	A2	218	C	O4'-C1'	19.26	1.66	1.41
67	B1	1566	G	C5'-C4'	19.25	1.74	1.51
21	A2	402	G	C2'-C1'	-19.24	1.32	1.53
67	B1	1504	C	C2'-C1'	-19.23	1.32	1.53
21	A2	633	C	O4'-C1'	19.23	1.66	1.41
67	B1	2590	C	C2'-C1'	-19.22	1.32	1.53
21	A2	64	G	C2'-C1'	-19.22	1.32	1.53
11	A1	52	G	C2'-C1'	-19.21	1.32	1.53
21	A2	1346	C	C2'-C1'	-19.20	1.32	1.53
21	A2	803	C	O4'-C1'	19.19	1.66	1.41
67	B1	274	C	O4'-C1'	19.19	1.66	1.41
67	B1	1000	G	C2'-C1'	-19.18	1.32	1.53
67	B1	1324	G	C2'-C1'	19.17	1.74	1.53
67	B1	1336	G	C2'-C1'	19.15	1.74	1.53
67	B1	976	C	O4'-C1'	19.14	1.66	1.41
67	B1	1569	A	C2'-O2'	19.13	1.66	1.41
67	B1	135	U	O4'-C1'	19.13	1.66	1.41
21	A2	1079	G	C2'-C1'	19.12	1.74	1.53
67	B1	2209	U	C2'-C1'	19.11	1.74	1.53
21	A2	161	C	O4'-C1'	19.10	1.66	1.41
21	A2	483	G	O4'-C1'	-19.09	1.16	1.41
67	B1	636	G	C2'-C1'	-19.08	1.32	1.53
68	B3	119	C	O4'-C1'	19.08	1.66	1.41
21	A2	575	A	C2'-C1'	19.07	1.74	1.53
21	A2	554	C	C2'-C1'	-19.07	1.32	1.53
67	B1	249	G	C2'-C1'	-19.06	1.32	1.53
21	A2	304	C	C2'-C1'	-19.03	1.32	1.53
67	B1	2598	C	O4'-C1'	19.01	1.66	1.41
67	B1	2869	U	O4'-C1'	18.99	1.66	1.41

*Continued on next page...*

*Continued from previous page...*

Mol	Chain	Res	Type	Atoms	Z	Observed(Å)	Ideal(Å)
67	B1	2819	C	O4'-C1'	18.99	1.66	1.41
67	B1	2335	G	C2'-C1'	-18.98	1.32	1.53
67	B1	2077	A	C2'-C1'	18.97	1.74	1.53
67	B1	2511	C	O4'-C1'	18.96	1.66	1.41
67	B1	1301	G	C2'-C1'	-18.96	1.32	1.53
21	A2	1282	C	C2'-C1'	-18.95	1.32	1.53
21	A2	1469	G	C2'-C1'	-18.95	1.32	1.53
67	B1	1395	G	O4'-C1'	18.95	1.66	1.41
67	B1	374	C	O4'-C1'	18.94	1.66	1.41
67	B1	745	C	O4'-C1'	18.93	1.66	1.41
21	A2	1059	C	C2'-C1'	-18.92	1.32	1.53
67	B1	685	G	C2'-C1'	-18.91	1.32	1.53
67	B1	1340	G	C2'-C1'	-18.90	1.32	1.53
21	A2	705	C	C2'-C1'	-18.90	1.32	1.53
21	A2	974	G	O4'-C1'	18.89	1.66	1.41
67	B1	2859	U	C2'-C1'	-18.88	1.32	1.53
21	A2	146	A	O4'-C1'	18.88	1.66	1.41
21	A2	686	C	O4'-C1'	18.87	1.66	1.41
21	A2	1120	G	C2'-C1'	-18.87	1.32	1.53
67	B1	1450	C	O4'-C1'	18.84	1.66	1.41
68	B3	56	C	C2'-C1'	-18.83	1.32	1.53
68	B3	49	A	C2'-C1'	18.82	1.74	1.53
67	B1	2146	C	O4'-C1'	18.82	1.66	1.41
67	B1	2630	C	C2'-C1'	-18.79	1.32	1.53
67	B1	2600	C	C2'-C1'	-18.79	1.32	1.53
67	B1	2492	G	C2'-C1'	18.79	1.74	1.53
21	A2	746	A	C2'-C1'	18.77	1.74	1.53
67	B1	147	C	C2'-C1'	-18.77	1.32	1.53
67	B1	621	G	C2'-C1'	-18.77	1.32	1.53
21	A2	1043	U	C2'-C1'	18.76	1.74	1.53
67	B1	2069	G	C2'-C1'	-18.75	1.32	1.53
67	B1	2047	U	O4'-C1'	18.75	1.66	1.41
27	A0	6	C	C2'-C1'	-18.73	1.32	1.53
67	B1	2231	G	O4'-C1'	18.73	1.66	1.41
67	B1	2855	G	C2'-C1'	-18.73	1.32	1.53
67	B1	921	C	C2'-C1'	-18.71	1.32	1.53
67	B1	1643	A	C2'-C1'	-18.70	1.32	1.53
67	B1	2448	A	C2'-C1'	18.70	1.74	1.53
67	B1	70	G	C2'-C1'	-18.70	1.32	1.53
21	A2	1080	C	O4'-C1'	18.69	1.66	1.41
67	B1	1619	C	O4'-C1'	18.69	1.66	1.41
21	A2	1020	G	C2'-C1'	-18.68	1.32	1.53

*Continued on next page...*



*Continued from previous page...*

Mol	Chain	Res	Type	Atoms	Z	Observed(Å)	Ideal(Å)
21	A2	1111	G	C2'-C1'	18.67	1.73	1.53
67	B1	2916	G	C2'-C1'	18.67	1.73	1.53
21	A2	1173	A	C2'-C1'	-18.66	1.32	1.53
67	B1	2287	C	O4'-C1'	-18.66	1.17	1.41
21	A2	1449	G	C2'-C1'	-18.66	1.32	1.53
67	B1	2620	G	C2'-C1'	-18.64	1.32	1.53
21	A2	232	G	C2'-C1'	-18.64	1.32	1.53
67	B1	1086	U	C2'-C1'	-18.64	1.32	1.53
67	B1	878	G	C2'-C1'	-18.62	1.32	1.53
21	A2	475	C	C2'-C1'	-18.62	1.32	1.53
67	B1	470	A	C2'-C1'	18.59	1.73	1.53
21	A2	1378	A	C2'-C1'	18.59	1.73	1.53
21	A2	1426	C	C2'-C1'	-18.57	1.32	1.53
67	B1	700	A	C2'-C1'	18.57	1.73	1.53
67	B1	1364	C	C2'-C1'	-18.57	1.32	1.53
67	B1	58	G	C2'-C1'	-18.57	1.32	1.53
21	A2	1255	C	O4'-C1'	18.56	1.65	1.41
21	A2	421	U	C2'-C1'	-18.55	1.32	1.53
67	B1	2098	C	O4'-C1'	18.54	1.65	1.41
21	A2	34	G	C2'-C1'	18.53	1.73	1.53
67	B1	2439	G	C2'-C1'	-18.53	1.32	1.53
67	B1	2506	G	O3'-P	18.52	1.83	1.61
21	A2	136	A	C2'-C1'	-18.52	1.32	1.53
67	B1	2272	G	C2'-C1'	-18.52	1.32	1.53
21	A2	855	C	C2'-C1'	-18.51	1.32	1.53
68	B3	120	C	O4'-C1'	18.49	1.65	1.41
21	A2	807	C	C2'-C1'	-18.46	1.33	1.53
68	B3	115	C	O4'-C1'	18.46	1.65	1.41
67	B1	2586	A	C2'-C1'	18.46	1.73	1.53
67	B1	1118	A	C2'-C1'	-18.45	1.33	1.53
67	B1	3027	C	O4'-C1'	18.45	1.65	1.41
67	B1	1787	U	O4'-C1'	18.44	1.65	1.41
21	A2	175	G	O4'-C1'	-18.40	1.17	1.41
67	B1	2618	C	C2'-C1'	18.39	1.73	1.53
67	B1	2826	U	C2'-C1'	18.39	1.73	1.53
21	A2	153	G	C2'-C1'	-18.39	1.33	1.53
21	A2	475	C	O4'-C1'	18.37	1.65	1.41
67	B1	2807	C	O4'-C1'	18.37	1.65	1.41
21	A2	651	U	C2'-C1'	-18.36	1.33	1.53
21	A2	797	U	O4'-C1'	18.36	1.65	1.41
67	B1	1098	C	O4'-C1'	18.35	1.65	1.41
67	B1	2402	A	O4'-C1'	18.35	1.65	1.41

*Continued on next page...*

*Continued from previous page...*

Mol	Chain	Res	Type	Atoms	Z	Observed(Å)	Ideal(Å)
67	B1	1162	C	O4'-C1'	18.34	1.65	1.41
67	B1	2575	U	C2'-C1'	-18.34	1.33	1.53
21	A2	687	G	C2'-C1'	-18.33	1.33	1.53
21	A2	547	U	C2'-C1'	-18.33	1.33	1.53
67	B1	2019	C	O4'-C1'	18.32	1.65	1.41
11	A1	44	G	C2'-C1'	-18.32	1.33	1.53
67	B1	1814	A	C2'-C1'	-18.32	1.33	1.53
21	A2	1273	G	C2'-C1'	-18.31	1.33	1.53
21	A2	1073	C	C2'-C1'	-18.30	1.33	1.53
67	B1	362	A	C2'-C1'	18.28	1.73	1.53
67	B1	143	C	O4'-C1'	18.28	1.65	1.41
67	B1	2122	G	O4'-C1'	18.27	1.65	1.41
67	B1	1567	C	C3'-C2'	18.27	1.73	1.52
67	B1	1989	G	C2'-C1'	-18.26	1.33	1.53
21	A2	1072	C	O4'-C1'	18.23	1.65	1.41
21	A2	91	G	C2'-C1'	-18.23	1.33	1.53
21	A2	396	C	C2'-C1'	-18.23	1.33	1.53
67	B1	1726	A	C2'-C1'	18.23	1.73	1.53
21	A2	463	G	C2'-C1'	-18.22	1.33	1.53
21	A2	1372	C	C2'-C1'	-18.21	1.33	1.53
21	A2	1455	A	C2'-C1'	-18.18	1.33	1.53
21	A2	509	C	C2'-C1'	-18.17	1.33	1.53
67	B1	622	A	C2'-C1'	-18.16	1.33	1.53
21	A2	1254	C	O4'-C1'	18.16	1.65	1.41
67	B1	2596	G	C2'-C1'	-18.16	1.33	1.53
21	A2	199	A	O4'-C1'	18.16	1.65	1.41
21	A2	250	G	C2'-C1'	-18.15	1.33	1.53
67	B1	3024	C	O4'-C1'	18.14	1.65	1.41
21	A2	718	G	C2'-C1'	-18.13	1.33	1.53
21	A2	842	U	C2'-C1'	18.13	1.73	1.53
67	B1	2651	G	C2'-C1'	-18.13	1.33	1.53
67	B1	2642	C	O4'-C1'	18.09	1.65	1.41
67	B1	1688	C	O4'-C1'	18.09	1.65	1.41
21	A2	1149	C	O4'-C1'	18.08	1.65	1.41
21	A2	814	C	C2'-C1'	-18.08	1.33	1.53
68	B3	41	A	O4'-C1'	18.08	1.65	1.41
67	B1	1586	G	O4'-C1'	18.07	1.65	1.41
67	B1	2545	A	O4'-C1'	18.06	1.65	1.41
67	B1	1107	G	C2'-C1'	-18.04	1.33	1.53
21	A2	670	C	C2'-C1'	-18.03	1.33	1.53
11	A1	61	U	O4'-C1'	18.02	1.65	1.41
67	B1	2865	C	C2'-C1'	-18.02	1.33	1.53

*Continued on next page...*

*Continued from previous page...*

Mol	Chain	Res	Type	Atoms	Z	Observed(Å)	Ideal(Å)
21	A2	30	C	C2'-C1'	-18.02	1.33	1.53
21	A2	1457	A	C2'-C1'	-18.01	1.33	1.53
21	A2	751	C	O4'-C1'	17.99	1.65	1.41
67	B1	325	G	C2'-C1'	-17.99	1.33	1.53
67	B1	2869	U	C2'-C1'	-17.99	1.33	1.53
68	B3	27	C	O4'-C1'	17.98	1.65	1.41
67	B1	1411	G	O4'-C1'	17.96	1.65	1.41
67	B1	1440	C	O4'-C1'	17.96	1.65	1.41
21	A2	336	C	C2'-C1'	-17.96	1.33	1.53
67	B1	1163	U	C2'-C1'	17.94	1.73	1.53
21	A2	419	G	C2'-C1'	-17.93	1.33	1.53
67	B1	1567	C	C2'-C1'	-17.93	1.33	1.53
67	B1	719	C	C2'-C1'	-17.90	1.33	1.53
67	B1	1525	G	C2'-C1'	-17.89	1.33	1.53
67	B1	1435	G	C2'-C1'	-17.89	1.33	1.53
67	B1	92	G	O4'-C1'	17.88	1.64	1.41
67	B1	835	G	C2'-C1'	-17.88	1.33	1.53
67	B1	2433	U	O4'-C1'	17.88	1.64	1.41
21	A2	691	G	C2'-C1'	-17.87	1.33	1.53
67	B1	863	C	C2'-C1'	-17.87	1.33	1.53
67	B1	2020	G	C2'-C1'	-17.86	1.33	1.53
67	B1	1984	G	C2'-C1'	-17.85	1.33	1.53
67	B1	665	C	O4'-C1'	17.85	1.64	1.41
21	A2	1342	C	C2'-C1'	-17.84	1.33	1.53
67	B1	3004	C	C2'-C1'	-17.84	1.33	1.53
67	B1	2201	C	O4'-C1'	17.83	1.64	1.41
53	BD	91	ARG	C-N	-17.83	0.93	1.34
21	A2	415	C	O4'-C1'	17.82	1.64	1.41
21	A2	1101	G	C2'-C1'	17.80	1.73	1.53
67	B1	769	G	C2'-C1'	-17.78	1.33	1.53
21	A2	400	G	C2'-C1'	17.76	1.72	1.53
67	B1	1090	G	C2'-C1'	-17.76	1.33	1.53
67	B1	486	A	O4'-C1'	-17.75	1.18	1.41
67	B1	2907	C	C2'-C1'	-17.74	1.33	1.53
67	B1	1393	C	O4'-C1'	-17.74	1.18	1.41
67	B1	750	C	C2'-C1'	-17.74	1.33	1.53
67	B1	1909	C	O4'-C1'	17.73	1.64	1.41
67	B1	3042	C	O4'-C1'	17.73	1.64	1.41
67	B1	2849	C	C2'-C1'	-17.73	1.33	1.53
21	A2	491	G	C2'-C1'	-17.71	1.33	1.53
67	B1	704	G	O4'-C1'	-17.71	1.18	1.41
21	A2	1190	C	O4'-C1'	17.70	1.64	1.41

*Continued on next page...*

*Continued from previous page...*

Mol	Chain	Res	Type	Atoms	Z	Observed(Å)	Ideal(Å)
21	A2	438	A	C2'-C1'	-17.70	1.33	1.53
67	B1	2706	C	O4'-C1'	17.70	1.64	1.41
67	B1	177	G	C2'-C1'	-17.70	1.33	1.53
67	B1	585	G	C2'-C1'	-17.69	1.33	1.53
27	A0	62	C	O4'-C1'	17.69	1.64	1.41
21	A2	343	G	C2'-C1'	17.67	1.72	1.53
67	B1	927	G	O4'-C1'	17.67	1.64	1.41
21	A2	788	C	O4'-C1'	17.66	1.64	1.41
67	B1	244	A	C2'-C1'	-17.66	1.33	1.53
67	B1	1570	C	C4'-C3'	17.66	1.72	1.53
67	B1	688	G	O4'-C1'	17.64	1.64	1.41
21	A2	788	C	C2'-C1'	-17.64	1.33	1.53
67	B1	1394	G	C2'-C1'	-17.63	1.33	1.53
67	B1	307	C	C2'-C1'	-17.63	1.33	1.53
67	B1	920	G	C2'-C1'	-17.63	1.33	1.53
21	A2	1209	C	C2'-C1'	-17.61	1.33	1.53
67	B1	2884	C	C2'-C1'	-17.61	1.33	1.53
67	B1	1147	G	C2'-C1'	-17.61	1.33	1.53
67	B1	2594	U	C2'-C1'	-17.60	1.33	1.53
67	B1	858	G	C2'-C1'	-17.58	1.34	1.53
21	A2	754	G	C2'-C1'	-17.58	1.34	1.53
21	A2	1064	C	C2'-C1'	-17.52	1.34	1.53
67	B1	2265	C	O4'-C1'	17.52	1.64	1.41
21	A2	1265	G	C2'-C1'	-17.52	1.34	1.53
67	B1	990	G	C2'-C1'	-17.51	1.34	1.53
11	A1	26	C	O4'-C1'	17.50	1.64	1.41
67	B1	2647	G	O4'-C1'	17.49	1.64	1.41
21	A2	392	G	C2'-C1'	-17.48	1.34	1.53
21	A2	768	A	C2'-C1'	17.48	1.72	1.53
67	B1	2377	C	C2'-C1'	-17.48	1.34	1.53
67	B1	1137	G	C2'-C1'	-17.47	1.34	1.53
67	B1	2238	G	C2'-C1'	17.46	1.72	1.53
67	B1	849	C	O4'-C1'	17.46	1.64	1.41
67	B1	2313	G	O4'-C1'	17.45	1.64	1.41
21	A2	1125	C	O4'-C1'	17.45	1.64	1.41
21	A2	62	G	C2'-C1'	-17.44	1.34	1.53
67	B1	50	C	C2'-C1'	17.44	1.72	1.53
67	B1	883	G	O4'-C1'	17.43	1.64	1.41
21	A2	94	C	C2'-C1'	-17.43	1.34	1.53
21	A2	797	U	C2'-C1'	-17.40	1.34	1.53
67	B1	168	G	C2'-C1'	-17.40	1.34	1.53
68	B3	58	C	C2'-C1'	-17.39	1.34	1.53

*Continued on next page...*

*Continued from previous page...*

Mol	Chain	Res	Type	Atoms	Z	Observed(Å)	Ideal(Å)
21	A2	1185	A	O4'-C1'	17.37	1.64	1.41
67	B1	2225	C	O4'-C1'	17.37	1.64	1.41
67	B1	392	G	O4'-C1'	17.36	1.64	1.41
67	B1	2761	G	C2'-C1'	17.36	1.72	1.53
21	A2	455	C	O4'-C1'	17.36	1.64	1.41
21	A2	138	C	O4'-C1'	17.35	1.64	1.41
27	A0	22	G	C2'-C1'	-17.35	1.34	1.53
67	B1	864	C	C2'-C1'	-17.34	1.34	1.53
67	B1	1031	C	C2'-C1'	-17.34	1.34	1.53
21	A2	362	C	O4'-C1'	17.33	1.64	1.41
67	B1	1214	C	O4'-C1'	17.33	1.64	1.41
67	B1	2195	G	C2'-C1'	-17.32	1.34	1.53
67	B1	2535	C	C2'-C1'	-17.32	1.34	1.53
21	A2	1122	C	O4'-C1'	17.31	1.64	1.41
21	A2	945	G	C2'-C1'	-17.30	1.34	1.53
67	B1	1934	C	O4'-C1'	17.29	1.64	1.41
68	B3	94	G	C2'-C1'	-17.29	1.34	1.53
21	A2	309	A	C2'-C1'	17.28	1.72	1.53
21	A2	1121	C	C2'-C1'	-17.28	1.34	1.53
67	B1	1569	A	P-OP2	17.27	1.78	1.49
67	B1	2937	U	C2'-C1'	17.27	1.72	1.53
11	A1	49	C	O4'-C1'	-17.25	1.19	1.41
21	A2	1194	C	C2'-C1'	-17.24	1.34	1.53
21	A2	1053	A	C2'-C1'	-17.23	1.34	1.53
67	B1	1296	A	C2'-C1'	-17.23	1.34	1.53
67	B1	77	C	C2'-C1'	-17.23	1.34	1.53
67	B1	857	U	C2'-C1'	-17.22	1.34	1.53
67	B1	2590	C	O4'-C1'	17.20	1.64	1.41
67	B1	2434	A	C2'-C1'	-17.19	1.34	1.53
67	B1	441	A	C2'-C1'	-17.18	1.34	1.53
21	A2	1167	C	O4'-C1'	17.18	1.64	1.41
67	B1	1988	U	O4'-C1'	17.17	1.64	1.41
67	B1	1566	G	C4'-C3'	17.17	1.72	1.53
21	A2	705	C	O4'-C1'	17.17	1.64	1.41
21	A2	1360	C	O4'-C1'	17.16	1.64	1.41
67	B1	1554	G	C2'-C1'	-17.16	1.34	1.53
68	B3	39	C	C2'-C1'	-17.15	1.34	1.53
67	B1	140	C	O4'-C1'	17.15	1.64	1.41
67	B1	405	G	C2'-C1'	-17.14	1.34	1.53
67	B1	935	A	C2'-C1'	17.14	1.72	1.53
21	A2	60	A	O4'-C1'	-17.13	1.19	1.41
67	B1	318	G	O4'-C1'	17.11	1.63	1.41

*Continued on next page...*

*Continued from previous page...*

Mol	Chain	Res	Type	Atoms	Z	Observed(Å)	Ideal(Å)
67	B1	787	G	C2'-C1'	-17.11	1.34	1.53
11	A1	57	C	O4'-C1'	17.11	1.63	1.41
67	B1	78	C	C2'-C1'	-17.09	1.34	1.53
67	B1	1102	C	C2'-C1'	-17.09	1.34	1.53
67	B1	785	C	O4'-C1'	17.09	1.63	1.41
67	B1	2498	G	C2'-C1'	-17.09	1.34	1.53
21	A2	409	C	O4'-C1'	17.09	1.63	1.41
67	B1	2599	C	C2'-C1'	-17.09	1.34	1.53
21	A2	647	G	C2'-C1'	-17.08	1.34	1.53
67	B1	266	A	C2'-C1'	-17.08	1.34	1.53
67	B1	1609	G	C2'-C1'	-17.08	1.34	1.53
67	B1	2134	G	O4'-C1'	17.08	1.63	1.41
67	B1	1186	G	O4'-C1'	17.07	1.63	1.41
21	A2	626	G	C2'-C1'	17.07	1.72	1.53
67	B1	1051	C	C2'-C1'	-17.06	1.34	1.53
67	B1	1614	U	C2'-C1'	-17.05	1.34	1.53
11	A1	51	G	O4'-C1'	17.04	1.63	1.41
67	B1	1229	U	O4'-C1'	17.04	1.63	1.41
21	A2	381	C	C2'-C1'	-17.03	1.34	1.53
68	B3	19	G	C2'-C1'	-17.03	1.34	1.53
67	B1	1229	U	C2'-C1'	-17.03	1.34	1.53
67	B1	1273	C	O4'-C1'	17.03	1.63	1.41
67	B1	1592	U	O4'-C1'	17.03	1.63	1.41
67	B1	1618	G	C2'-C1'	-17.02	1.34	1.53
21	A2	1038	C	O4'-C1'	17.02	1.63	1.41
67	B1	2671	C	C2'-C1'	-17.01	1.34	1.53
67	B1	1565	G	C4'-C3'	17.01	1.71	1.53
67	B1	1186	G	C2'-C1'	-17.01	1.34	1.53
67	B1	701	G	C2'-C1'	-16.97	1.34	1.53
67	B1	1559	A	O4'-C1'	16.97	1.63	1.41
67	B1	1406	G	O4'-C1'	16.95	1.63	1.41
21	A2	523	C	O4'-C1'	16.95	1.63	1.41
67	B1	2617	G	O4'-C1'	16.94	1.63	1.41
67	B1	2170	C	C2'-C1'	-16.94	1.34	1.53
21	A2	295	G	O4'-C1'	16.93	1.63	1.41
67	B1	1363	C	O4'-C1'	16.92	1.63	1.41
21	A2	1372	C	O4'-C1'	16.90	1.63	1.41
21	A2	710	G	C2'-C1'	-16.89	1.34	1.53
67	B1	121	G	C2'-C1'	-16.89	1.34	1.53
67	B1	1779	C	C2'-C1'	-16.89	1.34	1.53
21	A2	1018	C	O4'-C1'	16.88	1.63	1.41
67	B1	1161	A	O4'-C1'	16.86	1.63	1.41

*Continued on next page...*

*Continued from previous page...*

Mol	Chain	Res	Type	Atoms	Z	Observed(Å)	Ideal(Å)
21	A2	68	G	C2'-C1'	-16.86	1.34	1.53
67	B1	110	A	C2'-C1'	16.86	1.71	1.53
67	B1	822	A	C2'-C1'	-16.85	1.34	1.53
67	B1	2520	C	O4'-C1'	16.84	1.63	1.41
67	B1	778	A	C2'-C1'	-16.83	1.34	1.53
21	A2	1303	C	C2'-C1'	-16.82	1.34	1.53
67	B1	751	U	C2'-C1'	16.82	1.71	1.53
21	A2	724	C	C2'-C1'	-16.81	1.34	1.53
21	A2	1336	U	C2'-C1'	16.79	1.71	1.53
68	B3	92	G	C2'-C1'	-16.78	1.34	1.53
67	B1	957	C	O4'-C1'	16.77	1.63	1.41
67	B1	2076	A	C2'-C1'	-16.77	1.34	1.53
21	A2	184	G	O4'-C1'	-16.75	1.19	1.41
68	B3	27	C	C2'-C1'	-16.73	1.34	1.53
21	A2	980	C	C2'-C1'	-16.72	1.34	1.53
27	A0	43	G	O4'-C1'	16.70	1.63	1.41
21	A2	1040	A	C2'-C1'	-16.70	1.34	1.53
67	B1	2334	G	C2'-C1'	-16.69	1.34	1.53
21	A2	217	C	C2'-C1'	-16.68	1.34	1.53
67	B1	1449	C	O4'-C1'	16.68	1.63	1.41
21	A2	566	C	O4'-C1'	16.68	1.63	1.41
21	A2	470	G	O4'-C1'	-16.67	1.20	1.41
21	A2	1213	G	C2'-C1'	-16.67	1.35	1.53
67	B1	2952	C	C2'-C1'	-16.66	1.35	1.53
67	B1	872	G	C2'-C1'	-16.65	1.35	1.53
21	A2	1198	A	O4'-C1'	16.62	1.63	1.41
67	B1	2208	C	O4'-C1'	16.61	1.63	1.41
67	B1	3009	C	O4'-C1'	16.61	1.63	1.41
67	B1	2925	C	C2'-C1'	-16.61	1.35	1.53
21	A2	1321	U	C2'-C1'	16.60	1.71	1.53
67	B1	1081	U	O4'-C1'	16.60	1.63	1.41
67	B1	2734	C	O4'-C1'	16.60	1.63	1.41
21	A2	723	G	C2'-C1'	-16.58	1.35	1.53
67	B1	858	G	O4'-C1'	16.58	1.63	1.41
67	B1	2326	C	O4'-C1'	16.58	1.63	1.41
67	B1	1950	G	C2'-C1'	16.55	1.71	1.53
67	B1	380	A	C2'-C1'	-16.55	1.35	1.53
21	A2	620	G	O4'-C1'	16.55	1.63	1.41
21	A2	1037	U	O4'-C1'	16.54	1.63	1.41
67	B1	2206	G	C2'-C1'	-16.54	1.35	1.53
67	B1	2178	A	O4'-C1'	16.54	1.63	1.41
67	B1	1117	C	O4'-C1'	16.53	1.63	1.41

*Continued on next page...*

*Continued from previous page...*

Mol	Chain	Res	Type	Atoms	Z	Observed(Å)	Ideal(Å)
67	B1	1692	A	C2'-C1'	-16.53	1.35	1.53
67	B1	1767	C	O4'-C1'	16.52	1.63	1.41
21	A2	1009	G	C2'-C1'	-16.51	1.35	1.53
67	B1	466	C	O4'-C1'	16.51	1.63	1.41
67	B1	558	C	C2'-C1'	-16.51	1.35	1.53
21	A2	952	A	O4'-C1'	16.50	1.63	1.41
67	B1	821	U	C2'-C1'	16.50	1.71	1.53
68	B3	1	C	O4'-C1'	16.50	1.63	1.41
67	B1	2103	C	O4'-C1'	16.49	1.63	1.41
21	A2	183	A	C2'-C1'	-16.49	1.35	1.53
67	B1	1157	U	C2'-C1'	16.48	1.71	1.53
21	A2	162	C	C2'-C1'	-16.48	1.35	1.53
67	B1	2173	U	O4'-C1'	16.47	1.63	1.41
67	B1	988	C	C2'-C1'	-16.46	1.35	1.53
21	A2	1155	U	C2'-C1'	-16.44	1.35	1.53
67	B1	2815	C	O4'-C1'	16.43	1.63	1.41
21	A2	1273	G	O4'-C1'	16.43	1.63	1.41
21	A2	1335	A	O4'-C1'	16.43	1.63	1.41
67	B1	2217	C	C2'-C1'	-16.42	1.35	1.53
67	B1	2883	C	O4'-C1'	16.42	1.62	1.41
21	A2	156	A	O4'-C1'	16.41	1.62	1.41
67	B1	1943	C	O4'-C1'	16.41	1.62	1.41
67	B1	239	G	C2'-C1'	-16.41	1.35	1.53
21	A2	936	A	C2'-C1'	-16.41	1.35	1.53
67	B1	2767	C	C2'-C1'	-16.41	1.35	1.53
21	A2	1327	C	O4'-C1'	16.40	1.62	1.41
67	B1	2238	G	O4'-C1'	-16.39	1.20	1.41
67	B1	129	C	C2'-C1'	16.37	1.71	1.53
67	B1	476	C	C2'-C1'	-16.37	1.35	1.53
67	B1	1717	C	O4'-C1'	16.37	1.62	1.41
67	B1	513	C	C2'-C1'	-16.36	1.35	1.53
67	B1	1549	C	C2'-C1'	-16.36	1.35	1.53
67	B1	2003	C	O4'-C1'	16.36	1.62	1.41
67	B1	182	U	C2'-C1'	-16.35	1.35	1.53
67	B1	2157	U	O4'-C1'	16.35	1.62	1.41
21	A2	1444	G	C2'-C1'	-16.35	1.35	1.53
67	B1	1141	C	O4'-C1'	16.34	1.62	1.41
67	B1	1562	U	O4'-C1'	16.32	1.62	1.41
67	B1	447	G	C2'-C1'	-16.31	1.35	1.53
67	B1	2129	G	C2'-C1'	-16.31	1.35	1.53
67	B1	1699	U	C2'-C1'	-16.31	1.35	1.53
21	A2	117	C	C2'-C1'	-16.30	1.35	1.53

*Continued on next page...*



*Continued from previous page...*

Mol	Chain	Res	Type	Atoms	Z	Observed(Å)	Ideal(Å)
67	B1	1511	C	O4'-C1'	16.30	1.62	1.41
21	A2	117	C	O4'-C1'	16.30	1.62	1.41
67	B1	636	G	O4'-C1'	16.30	1.62	1.41
21	A2	217	C	O4'-C1'	16.30	1.62	1.41
27	A0	58	A	C2'-C1'	16.30	1.71	1.53
67	B1	888	U	C2'-C1'	-16.29	1.35	1.53
21	A2	930	G	C2'-C1'	-16.28	1.35	1.53
67	B1	1694	G	C2'-C1'	-16.28	1.35	1.53
67	B1	2654	C	O4'-C1'	16.27	1.62	1.41
21	A2	593	G	C2'-C1'	-16.27	1.35	1.53
21	A2	941	C	C2'-C1'	-16.27	1.35	1.53
67	B1	880	U	O4'-C1'	16.26	1.62	1.41
21	A2	926	C	O4'-C1'	16.24	1.62	1.41
67	B1	800	G	C2'-C1'	-16.24	1.35	1.53
67	B1	2881	G	C2'-C1'	-16.24	1.35	1.53
21	A2	978	G	O4'-C1'	16.24	1.62	1.41
21	A2	552	C	O4'-C1'	16.24	1.62	1.41
67	B1	371	U	O4'-C1'	16.23	1.62	1.41
67	B1	1465	A	O4'-C1'	-16.23	1.20	1.41
67	B1	324	C	C2'-C1'	16.21	1.71	1.53
21	A2	1437	G	C2'-C1'	-16.20	1.35	1.53
67	B1	187	C	C2'-C1'	-16.19	1.35	1.53
21	A2	1298	G	O4'-C1'	16.18	1.62	1.41
68	B3	41	A	C2'-C1'	-16.18	1.35	1.53
67	B1	1270	G	O4'-C1'	16.18	1.62	1.41
67	B1	2967	C	C2'-C1'	-16.17	1.35	1.53
67	B1	2283	C	O4'-C1'	16.17	1.62	1.41
21	A2	265	C	C2'-C1'	-16.17	1.35	1.53
67	B1	1460	C	C2'-C1'	-16.16	1.35	1.53
67	B1	2969	G	O4'-C1'	16.15	1.62	1.41
21	A2	694	U	C2'-C1'	16.14	1.71	1.53
21	A2	981	U	O4'-C1'	16.14	1.62	1.41
67	B1	2523	C	O4'-C1'	16.14	1.62	1.41
21	A2	492	G	C2'-C1'	-16.14	1.35	1.53
68	B3	90	A	O4'-C1'	16.13	1.62	1.41
67	B1	2622	C	O4'-C1'	16.11	1.62	1.41
21	A2	1164	A	C2'-C1'	-16.10	1.35	1.53
67	B1	2482	G	C2'-C1'	-16.10	1.35	1.53
67	B1	1259	G	C2'-C1'	-16.09	1.35	1.53
67	B1	2753	G	C2'-C1'	16.09	1.71	1.53
21	A2	1132	C	O4'-C1'	16.09	1.62	1.41
67	B1	1029	C	C2'-C1'	-16.08	1.35	1.53

*Continued on next page...*

*Continued from previous page...*

Mol	Chain	Res	Type	Atoms	Z	Observed(Å)	Ideal(Å)
67	B1	847	A	C2'-C1'	16.08	1.71	1.53
21	A2	1133	C	O4'-C1'	16.07	1.62	1.41
67	B1	2513	C	O4'-C1'	16.07	1.62	1.41
11	A1	2	G	C2'-C1'	-16.07	1.35	1.53
21	A2	1153	G	C2'-C1'	-16.06	1.35	1.53
67	B1	1624	U	O4'-C1'	-16.06	1.20	1.41
67	B1	1179	G	O4'-C1'	-16.06	1.20	1.41
67	B1	215	A	C2'-C1'	16.05	1.71	1.53
21	A2	418	G	C2'-C1'	16.04	1.71	1.53
21	A2	87	C	C2'-C1'	-16.03	1.35	1.53
21	A2	693	C	C2'-C1'	-16.03	1.35	1.53
67	B1	1499	C	C2'-C1'	-16.03	1.35	1.53
67	B1	2006	C	C2'-C1'	-16.03	1.35	1.53
67	B1	3013	U	C2'-C1'	-16.02	1.35	1.53
21	A2	314	G	C2'-C1'	-16.02	1.35	1.53
67	B1	1165	C	O4'-C1'	16.01	1.62	1.41
67	B1	1404	G	C2'-C1'	-16.01	1.35	1.53
21	A2	384	G	O4'-C1'	16.01	1.62	1.41
67	B1	1758	U	O4'-C1'	16.00	1.62	1.41
67	B1	116	G	O4'-C1'	16.00	1.62	1.41
67	B1	2068	U	O4'-C1'	16.00	1.62	1.41
67	B1	963	G	C2'-C1'	-15.99	1.35	1.53
67	B1	1439	G	O4'-C1'	15.98	1.62	1.41
21	A2	263	C	O4'-C1'	15.98	1.62	1.41
67	B1	1080	G	C2'-C1'	15.98	1.71	1.53
67	B1	2364	G	C2'-C1'	-15.97	1.35	1.53
68	B3	22	C	O4'-C1'	15.97	1.62	1.41
67	B1	1054	A	C2'-C1'	-15.97	1.35	1.53
21	A2	485	A	C2'-C1'	15.95	1.70	1.53
67	B1	115	C	C2'-C1'	-15.96	1.35	1.53
67	B1	1700	U	C2'-C1'	15.95	1.70	1.53
67	B1	1339	C	C2'-C1'	-15.95	1.35	1.53
27	A0	43	G	C2'-C1'	-15.92	1.35	1.53
21	A2	1437	G	O4'-C1'	15.92	1.62	1.41
67	B1	1783	U	C2'-C1'	-15.91	1.35	1.53
21	A2	329	G	C2'-C1'	-15.90	1.35	1.53
67	B1	947	C	O4'-C1'	15.90	1.62	1.41
67	B1	473	C	O4'-C1'	15.89	1.62	1.41
67	B1	610	C	C2'-C1'	-15.88	1.35	1.53
67	B1	640	C	O4'-C1'	15.88	1.62	1.41
21	A2	366	C	C2'-C1'	-15.88	1.35	1.53
67	B1	306	G	O4'-C1'	15.87	1.62	1.41

*Continued on next page...*

*Continued from previous page...*

Mol	Chain	Res	Type	Atoms	Z	Observed(Å)	Ideal(Å)
67	B1	973	C	C2'-C1'	-15.87	1.35	1.53
67	B1	887	U	C2'-C1'	15.87	1.70	1.53
67	B1	1470	C	O4'-C1'	15.87	1.62	1.41
67	B1	684	G	C2'-C1'	-15.86	1.35	1.53
67	B1	1139	C	O4'-C1'	15.86	1.62	1.41
21	A2	497	C	O4'-C1'	15.86	1.62	1.41
21	A2	13	C	C2'-C1'	-15.85	1.35	1.53
67	B1	1098	C	C2'-C1'	-15.85	1.35	1.53
21	A2	703	U	C2'-C1'	15.85	1.70	1.53
21	A2	1242	C	O4'-C1'	15.85	1.62	1.41
21	A2	666	G	C2'-C1'	-15.85	1.35	1.53
67	B1	2260	C	C2'-C1'	-15.85	1.35	1.53
21	A2	304	C	O4'-C1'	15.84	1.62	1.41
67	B1	436	C	O4'-C1'	15.84	1.62	1.41
67	B1	2308	C	O4'-C1'	15.84	1.62	1.41
21	A2	1047	U	C2'-C1'	-15.84	1.35	1.53
21	A2	749	C	O4'-C1'	15.83	1.62	1.41
67	B1	1607	C	O4'-C1'	15.83	1.62	1.41
67	B1	486	A	C2'-C1'	15.83	1.70	1.53
67	B1	1369	G	C2'-C1'	-15.82	1.35	1.53
67	B1	2645	C	O4'-C1'	15.82	1.62	1.41
67	B1	558	C	O4'-C1'	15.80	1.62	1.41
21	A2	551	U	O4'-C1'	15.80	1.62	1.41
67	B1	2236	C	O4'-C1'	15.80	1.62	1.41
21	A2	1396	C	O4'-C1'	15.79	1.62	1.41
67	B1	1050	C	O4'-C1'	15.79	1.62	1.41
67	B1	2089	C	C2'-C1'	-15.79	1.35	1.53
21	A2	792	C	O4'-C1'	15.79	1.62	1.41
67	B1	1297	C	C2'-C1'	-15.79	1.35	1.53
67	B1	528	G	C2'-C1'	-15.78	1.35	1.53
67	B1	2009	G	C2'-C1'	-15.78	1.35	1.53
27	A0	9	A	O4'-C1'	-15.78	1.21	1.41
67	B1	889	C	O4'-C1'	15.78	1.62	1.41
67	B1	1457	C	O4'-C1'	15.78	1.62	1.41
67	B1	2176	G	C2'-C1'	-15.77	1.36	1.53
21	A2	699	C	C2'-C1'	-15.76	1.36	1.53
21	A2	1439	G	C2'-C1'	15.76	1.70	1.53
67	B1	48	G	C2'-C1'	15.75	1.70	1.53
67	B1	216	A	C2'-C1'	15.75	1.70	1.53
67	B1	1709	C	O4'-C1'	15.75	1.62	1.41
67	B1	2858	C	C2'-C1'	-15.75	1.36	1.53
67	B1	2880	C	O4'-C1'	15.75	1.62	1.41

*Continued on next page...*

*Continued from previous page...*

Mol	Chain	Res	Type	Atoms	Z	Observed(Å)	Ideal(Å)
67	B1	1698	G	C2'-C1'	-15.75	1.36	1.53
67	B1	1586	G	C2'-C1'	-15.75	1.36	1.53
67	B1	1294	A	O4'-C1'	15.74	1.62	1.41
67	B1	2766	C	C2'-C1'	-15.74	1.36	1.53
67	B1	1187	A	C2'-C1'	-15.73	1.36	1.53
67	B1	1377	G	O4'-C1'	15.73	1.62	1.41
67	B1	1473	C	C2'-C1'	-15.72	1.36	1.53
67	B1	1570	C	C5'-C4'	15.72	1.70	1.51
21	A2	1169	C	O4'-C1'	15.71	1.62	1.41
67	B1	1509	C	O4'-C1'	15.71	1.62	1.41
67	B1	1646	G	C2'-C1'	15.70	1.70	1.53
21	A2	926	C	C2'-C1'	-15.70	1.36	1.53
21	A2	279	U	O4'-C1'	15.69	1.62	1.41
21	A2	1121	C	O4'-C1'	15.69	1.62	1.41
21	A2	168	G	C2'-C1'	-15.68	1.36	1.53
67	B1	1424	G	C2'-C1'	-15.68	1.36	1.53
21	A2	1328	G	C2'-C1'	-15.68	1.36	1.53
67	B1	1200	A	C2'-C1'	15.68	1.70	1.53
67	B1	2006	C	O4'-C1'	15.68	1.62	1.41
21	A2	1259	A	C2'-C1'	-15.68	1.36	1.53
21	A2	354	G	C2'-C1'	-15.66	1.36	1.53
67	B1	2482	G	O4'-C1'	15.66	1.62	1.41
21	A2	1223	C	C2'-C1'	-15.66	1.36	1.53
67	B1	671	G	C2'-C1'	-15.66	1.36	1.53
67	B1	1867	C	O4'-C1'	15.65	1.62	1.41
67	B1	568	A	O4'-C1'	15.65	1.61	1.41
67	B1	1384	C	O4'-C1'	15.63	1.61	1.41
21	A2	473	A	C2'-C1'	-15.62	1.36	1.53
67	B1	603	G	C2'-C1'	-15.62	1.36	1.53
67	B1	1191	C	O4'-C1'	15.62	1.61	1.41
21	A2	135	U	C2'-C1'	-15.62	1.36	1.53
67	B1	1681	G	C2'-C1'	-15.61	1.36	1.53
67	B1	923	A	C2'-C1'	15.60	1.70	1.53
67	B1	2331	A	O4'-C1'	15.60	1.61	1.41
21	A2	787	U	C2'-C1'	-15.60	1.36	1.53
67	B1	2840	C	O4'-C1'	15.60	1.61	1.41
21	A2	373	C	O4'-C1'	15.59	1.61	1.41
67	B1	66	C	O4'-C1'	15.59	1.61	1.41
67	B1	1673	C	C2'-C1'	-15.59	1.36	1.53
68	B3	47	G	C2'-C1'	-15.58	1.36	1.53
21	A2	11	A	O4'-C1'	15.57	1.61	1.41
21	A2	435	A	O4'-C1'	15.56	1.61	1.41

*Continued on next page...*

*Continued from previous page...*

Mol	Chain	Res	Type	Atoms	Z	Observed(Å)	Ideal(Å)
67	B1	2638	G	C2'-C1'	-15.55	1.36	1.53
21	A2	1199	A	O4'-C1'	-15.55	1.21	1.41
21	A2	1136	A	O4'-C1'	15.54	1.61	1.41
67	B1	1567	C	P-O5'	15.54	1.75	1.59
67	B1	729	A	C2'-C1'	-15.53	1.36	1.53
67	B1	1370	G	C2'-C1'	-15.53	1.36	1.53
21	A2	1250	C	O4'-C1'	15.53	1.61	1.41
68	B3	8	C	C2'-C1'	15.52	1.70	1.53
21	A2	1234	A	C2'-C1'	-15.52	1.36	1.53
67	B1	727	A	C2'-C1'	-15.52	1.36	1.53
67	B1	2490	C	C2'-C1'	-15.52	1.36	1.53
21	A2	698	A	C2'-C1'	-15.51	1.36	1.53
21	A2	616	G	C2'-C1'	-15.49	1.36	1.53
21	A2	1448	A	C2'-C1'	15.49	1.70	1.53
67	B1	1910	C	O4'-C1'	15.48	1.61	1.41
21	A2	1117	A	C2'-C1'	-15.48	1.36	1.53
67	B1	2818	C	O4'-C1'	15.47	1.61	1.41
27	A0	25	C	O4'-C1'	15.47	1.61	1.41
21	A2	492	G	O4'-C1'	15.46	1.61	1.41
67	B1	1576	C	C2'-C1'	-15.46	1.36	1.53
21	A2	1115	G	C2'-C1'	-15.46	1.36	1.53
67	B1	2722	G	C2'-C1'	-15.45	1.36	1.53
67	B1	1495	A	C2'-C1'	-15.45	1.36	1.53
67	B1	1530	A	O4'-C1'	-15.44	1.21	1.41
67	B1	2848	C	C2'-C1'	-15.45	1.36	1.53
21	A2	754	G	O4'-C1'	15.44	1.61	1.41
67	B1	462	A	O4'-C1'	15.44	1.61	1.41
21	A2	1421	C	O4'-C1'	15.43	1.61	1.41
67	B1	2196	C	O4'-C1'	15.43	1.61	1.41
67	B1	131	C	O4'-C1'	15.43	1.61	1.41
67	B1	924	A	C2'-C1'	15.43	1.70	1.53
21	A2	651	U	O4'-C1'	15.42	1.61	1.41
67	B1	2296	A	C2'-C1'	-15.41	1.36	1.53
67	B1	932	C	O4'-C1'	15.40	1.61	1.41
68	B3	56	C	O4'-C1'	15.40	1.61	1.41
67	B1	204	G	C2'-C1'	15.39	1.70	1.53
67	B1	3049	C	O4'-C1'	15.39	1.61	1.41
27	A0	6	C	O4'-C1'	15.39	1.61	1.41
68	B3	81	C	O4'-C1'	15.39	1.61	1.41
11	A1	69	G	C2'-C1'	-15.38	1.36	1.53
21	A2	841	C	C2'-C1'	-15.38	1.36	1.53
21	A2	1406	U	C2'-C1'	15.38	1.70	1.53

*Continued on next page...*

*Continued from previous page...*

Mol	Chain	Res	Type	Atoms	Z	Observed(Å)	Ideal(Å)
67	B1	456	G	C2'-C1'	-15.38	1.36	1.53
67	B1	592	C	O4'-C1'	15.37	1.61	1.41
67	B1	2635	C	O4'-C1'	15.36	1.61	1.41
67	B1	1042	G	C2'-C1'	15.36	1.70	1.53
67	B1	1383	G	C2'-C1'	-15.35	1.36	1.53
21	A2	1086	C	O4'-C1'	15.35	1.61	1.41
67	B1	2421	A	C2'-C1'	-15.34	1.36	1.53
67	B1	220	C	O4'-C1'	15.34	1.61	1.41
67	B1	128	C	O4'-C1'	15.33	1.61	1.41
67	B1	1651	A	C2'-C1'	-15.33	1.36	1.53
67	B1	764	G	C2'-C1'	15.32	1.70	1.53
67	B1	1571	G	C2'-C1'	-15.31	1.36	1.53
67	B1	2104	G	O4'-C1'	15.31	1.61	1.41
67	B1	130	G	O4'-C1'	15.30	1.61	1.41
21	A2	1239	A	C2'-C1'	-15.28	1.36	1.53
67	B1	369	G	O4'-C1'	15.28	1.61	1.41
67	B1	1288	C	O4'-C1'	15.28	1.61	1.41
67	B1	1072	U	C2'-C1'	15.28	1.70	1.53
67	B1	1515	G	C2'-C1'	-15.28	1.36	1.53
67	B1	2808	C	C2'-C1'	-15.27	1.36	1.53
67	B1	2187	C	O4'-C1'	15.26	1.61	1.41
21	A2	1363	C	O4'-C1'	15.26	1.61	1.41
21	A2	92	G	O4'-C1'	-15.25	1.21	1.41
21	A2	700	G	C2'-C1'	-15.24	1.36	1.53
21	A2	175	G	C2'-C1'	15.24	1.70	1.53
67	B1	473	C	C2'-C1'	-15.24	1.36	1.53
67	B1	2625	C	O4'-C1'	15.24	1.61	1.41
67	B1	1084	G	C2'-C1'	-15.23	1.36	1.53
67	B1	1056	C	O4'-C1'	15.23	1.61	1.41
21	A2	362	C	C2'-C1'	-15.22	1.36	1.53
27	A0	38	A	C2'-C1'	-15.22	1.36	1.53
67	B1	1514	C	O4'-C1'	15.21	1.61	1.41
67	B1	1852	U	O4'-C1'	15.21	1.61	1.41
67	B1	2099	G	C2'-C1'	-15.20	1.36	1.53
67	B1	1308	G	C2'-C1'	-15.19	1.36	1.53
67	B1	1840	G	O4'-C1'	15.20	1.61	1.41
67	B1	2622	C	C2'-C1'	-15.19	1.36	1.53
21	A2	636	G	C2'-C1'	-15.19	1.36	1.53
21	A2	1365	G	C2'-C1'	-15.19	1.36	1.53
67	B1	2776	A	C2'-C1'	-15.18	1.36	1.53
21	A2	383	C	C2'-C1'	-15.18	1.36	1.53
67	B1	124	C	O4'-C1'	15.18	1.61	1.41

*Continued on next page...*

*Continued from previous page...*

Mol	Chain	Res	Type	Atoms	Z	Observed(Å)	Ideal(Å)
67	B1	1219	C	O4'-C1'	15.18	1.61	1.41
67	B1	2537	G	C2'-C1'	-15.18	1.36	1.53
67	B1	1741	C	O4'-C1'	15.17	1.61	1.41
67	B1	1887	A	O4'-C1'	15.17	1.61	1.41
21	A2	34	G	O4'-C1'	-15.16	1.22	1.41
67	B1	1497	C	O4'-C1'	15.15	1.61	1.41
67	B1	790	U	C2'-C1'	-15.15	1.36	1.53
67	B1	708	A	C2'-C1'	-15.15	1.36	1.53
21	A2	660	C	O4'-C1'	15.14	1.61	1.41
67	B1	493	A	C2'-C1'	-15.13	1.36	1.53
67	B1	2505	A	O4'-C1'	15.13	1.61	1.41
21	A2	138	C	C2'-C1'	-15.12	1.36	1.53
67	B1	226	C	O4'-C1'	15.12	1.61	1.41
67	B1	2434	A	O4'-C1'	15.12	1.61	1.41
67	B1	160	C	C2'-C1'	-15.12	1.36	1.53
67	B1	2358	U	O4'-C1'	15.11	1.61	1.41
67	B1	2131	C	O4'-C1'	15.08	1.61	1.41
68	B3	16	G	C2'-C1'	-15.08	1.36	1.53
21	A2	120	C	O4'-C1'	15.08	1.61	1.41
67	B1	934	G	O4'-C1'	15.08	1.61	1.41
67	B1	2468	C	O4'-C1'	15.07	1.61	1.41
67	B1	1134	A	O4'-C1'	15.07	1.61	1.41
67	B1	1577	C	O4'-C1'	15.06	1.61	1.41
67	B1	775	C	C2'-C1'	-15.06	1.36	1.53
67	B1	2032	G	C2'-C1'	-15.06	1.36	1.53
67	B1	2508	G	O4'-C1'	15.05	1.61	1.41
67	B1	467	U	O4'-C1'	15.04	1.61	1.41
67	B1	1860	A	C2'-C1'	15.04	1.69	1.53
67	B1	2215	U	C2'-C1'	-15.04	1.36	1.53
67	B1	1139	C	C2'-C1'	-15.03	1.36	1.53
67	B1	1477	C	O4'-C1'	15.03	1.61	1.41
68	B3	38	U	C2'-C1'	-15.03	1.36	1.53
67	B1	418	C	C2'-C1'	-15.01	1.36	1.53
67	B1	2990	G	O4'-C1'	15.01	1.61	1.41
21	A2	1047	U	O4'-C1'	15.00	1.61	1.41
68	B3	50	G	O4'-C1'	15.00	1.61	1.41
67	B1	716	U	O4'-C1'	14.99	1.61	1.41
21	A2	267	C	O4'-C1'	14.99	1.61	1.41
21	A2	409	C	C2'-C1'	-14.99	1.36	1.53
67	B1	121	G	O4'-C1'	14.98	1.61	1.41
21	A2	1394	G	O4'-C1'	14.96	1.61	1.41
67	B1	492	A	C2'-C1'	14.96	1.69	1.53

*Continued on next page...*

*Continued from previous page...*

Mol	Chain	Res	Type	Atoms	Z	Observed(Å)	Ideal(Å)
21	A2	1252	C	O4'-C1'	14.96	1.61	1.41
67	B1	2395	C	C2'-C1'	-14.95	1.36	1.53
68	B3	53	A	C2'-C1'	-14.94	1.36	1.53
67	B1	2088	G	C2'-C1'	-14.94	1.36	1.53
67	B1	2133	G	C2'-C1'	-14.92	1.36	1.53
67	B1	2958	U	C2'-C1'	14.91	1.69	1.53
21	A2	456	U	C2'-C1'	-14.91	1.36	1.53
67	B1	2122	G	C2'-C1'	-14.91	1.36	1.53
21	A2	81	C	O4'-C1'	14.90	1.61	1.41
67	B1	1928	A	C2'-C1'	-14.89	1.36	1.53
67	B1	268	C	O4'-C1'	14.89	1.61	1.41
67	B1	1188	C	C2'-C1'	-14.88	1.36	1.53
67	B1	2859	U	O4'-C1'	14.88	1.60	1.41
67	B1	1303	C	O4'-C1'	14.88	1.60	1.41
67	B1	2926	G	O4'-C1'	14.88	1.60	1.41
21	A2	660	C	C2'-C1'	-14.87	1.36	1.53
21	A2	147	A	O4'-C1'	14.87	1.60	1.41
21	A2	529	C	O4'-C1'	14.87	1.60	1.41
67	B1	2647	G	C2'-C1'	-14.87	1.36	1.53
67	B1	2808	C	O4'-C1'	14.87	1.60	1.41
67	B1	866	G	C2'-C1'	-14.86	1.37	1.53
67	B1	2136	G	C2'-C1'	-14.86	1.37	1.53
21	A2	96	G	C2'-C1'	-14.86	1.37	1.53
67	B1	1963	G	C2'-C1'	-14.85	1.37	1.53
67	B1	537	U	O4'-C1'	14.85	1.60	1.41
67	B1	1934	C	C2'-C1'	-14.85	1.37	1.53
11	A1	74	A	C2'-C1'	-14.85	1.37	1.53
67	B1	900	C	O4'-C1'	14.84	1.60	1.41
67	B1	160	C	O4'-C1'	14.84	1.60	1.41
21	A2	1162	G	C2'-C1'	-14.84	1.37	1.53
67	B1	181	U	C2'-C1'	14.84	1.69	1.53
67	B1	634	G	C2'-C1'	14.84	1.69	1.53
67	B1	1701	C	O4'-C1'	14.84	1.60	1.41
67	B1	2288	C	C2'-C1'	-14.83	1.37	1.53
67	B1	2326	C	C2'-C1'	-14.83	1.37	1.53
67	B1	1711	C	C2'-C1'	14.83	1.69	1.53
67	B1	1752	C	O4'-C1'	14.82	1.60	1.41
67	B1	2010	G	C2'-C1'	-14.82	1.37	1.53
67	B1	190	C	O4'-C1'	14.81	1.60	1.41
21	A2	1081	C	C2'-C1'	14.80	1.69	1.53
67	B1	1475	G	C2'-C1'	-14.80	1.37	1.53
67	B1	2886	C	O4'-C1'	14.80	1.60	1.41

*Continued on next page...*



*Continued from previous page...*

Mol	Chain	Res	Type	Atoms	Z	Observed(Å)	Ideal(Å)
67	B1	1105	C	O4'-C1'	14.80	1.60	1.41
67	B1	2739	G	C2'-C1'	-14.80	1.37	1.53
67	B1	593	C	O4'-C1'	14.80	1.60	1.41
67	B1	2684	G	C2'-C1'	-14.79	1.37	1.53
67	B1	1438	C	O4'-C1'	14.78	1.60	1.41
67	B1	2380	A	C2'-C1'	-14.78	1.37	1.53
68	B3	13	C	C2'-C1'	-14.78	1.37	1.53
21	A2	363	C	C2'-C1'	14.78	1.69	1.53
67	B1	901	C	O4'-C1'	14.78	1.60	1.41
67	B1	85	G	C2'-C1'	-14.78	1.37	1.53
67	B1	2594	U	O4'-C1'	14.77	1.60	1.41
67	B1	2871	A	C2'-C1'	14.77	1.69	1.53
67	B1	2266	C	O4'-C1'	14.76	1.60	1.41
21	A2	273	C	O4'-C1'	14.75	1.60	1.41
67	B1	1059	C	C2'-C1'	-14.75	1.37	1.53
67	B1	1747	C	C2'-C1'	-14.74	1.37	1.53
67	B1	2086	C	O4'-C1'	14.73	1.60	1.41
67	B1	2753	G	O4'-C1'	-14.72	1.22	1.41
67	B1	2836	G	O4'-C1'	14.71	1.60	1.41
21	A2	1147	G	C2'-C1'	-14.70	1.37	1.53
11	A1	47	G	C2'-C1'	14.70	1.69	1.53
67	B1	274	C	C2'-C1'	-14.69	1.37	1.53
67	B1	2430	C	O4'-C1'	14.69	1.60	1.41
67	B1	258	C	O4'-C1'	14.68	1.60	1.41
21	A2	337	C	C2'-C1'	-14.68	1.37	1.53
67	B1	1143	A	O4'-C1'	14.68	1.60	1.41
67	B1	2213	G	C2'-C1'	-14.67	1.37	1.53
67	B1	712	C	O4'-C1'	14.67	1.60	1.41
21	A2	724	C	O4'-C1'	14.67	1.60	1.41
67	B1	2632	C	C2'-C1'	14.67	1.69	1.53
67	B1	1296	A	O4'-C1'	14.66	1.60	1.41
67	B1	661	G	C2'-C1'	-14.65	1.37	1.53
67	B1	2033	G	O4'-C1'	14.65	1.60	1.41
21	A2	321	A	O4'-C1'	14.64	1.60	1.41
21	A2	1066	C	C2'-C1'	-14.64	1.37	1.53
67	B1	822	A	O4'-C1'	14.64	1.60	1.41
67	B1	178	G	C2'-C1'	-14.63	1.37	1.53
21	A2	1026	A	C2'-C1'	-14.63	1.37	1.53
21	A2	1436	U	C2'-C1'	14.63	1.69	1.53
67	B1	1484	U	C2'-C1'	-14.63	1.37	1.53
67	B1	1568	A	O5'-C5'	14.62	1.67	1.44
67	B1	1640	G	C2'-C1'	-14.61	1.37	1.53

*Continued on next page...*

*Continued from previous page...*

Mol	Chain	Res	Type	Atoms	Z	Observed(Å)	Ideal(Å)
21	A2	166	A	C2'-C1'	-14.61	1.37	1.53
67	B1	921	C	O4'-C1'	14.60	1.60	1.41
67	B1	122	G	C2'-C1'	-14.60	1.37	1.53
67	B1	1773	C	O4'-C1'	14.60	1.60	1.41
67	B1	2182	A	C2'-C1'	14.59	1.69	1.53
27	A0	75	C	O4'-C1'	14.59	1.60	1.41
67	B1	2068	U	C2'-C1'	14.58	1.69	1.53
21	A2	366	C	O4'-C1'	14.57	1.60	1.41
67	B1	154	U	C2'-C1'	14.57	1.69	1.53
27	A0	14	A	O4'-C1'	14.57	1.60	1.41
67	B1	3048	C	O4'-C1'	14.56	1.60	1.41
21	A2	1204	C	O4'-C1'	14.56	1.60	1.41
21	A2	760	C	O4'-C1'	14.56	1.60	1.41
21	A2	867	A	C2'-C1'	14.55	1.69	1.53
67	B1	1746	C	O4'-C1'	14.55	1.60	1.41
67	B1	1907	G	C2'-C1'	-14.55	1.37	1.53
67	B1	1576	C	O4'-C1'	14.54	1.60	1.41
21	A2	971	G	C2'-C1'	-14.54	1.37	1.53
68	B3	68	C	C2'-C1'	-14.54	1.37	1.53
21	A2	833	C	C2'-C1'	-14.54	1.37	1.53
67	B1	1218	C	O4'-C1'	14.52	1.60	1.41
21	A2	880	G	C2'-C1'	-14.52	1.37	1.53
67	B1	2764	G	C2'-C1'	-14.52	1.37	1.53
21	A2	1004	U	O4'-C1'	14.52	1.60	1.41
67	B1	1272	A	C2'-C1'	14.51	1.69	1.53
21	A2	1194	C	O4'-C1'	14.50	1.60	1.41
67	B1	210	A	O4'-C1'	14.50	1.60	1.41
21	A2	1494	C	O4'-C1'	14.49	1.60	1.41
67	B1	652	G	O4'-C1'	14.49	1.60	1.41
67	B1	32	C	C2'-C1'	-14.49	1.37	1.53
21	A2	774	U	O4'-C1'	14.49	1.60	1.41
67	B1	463	A	C2'-C1'	-14.49	1.37	1.53
67	B1	521	C	O4'-C1'	14.49	1.60	1.41
21	A2	472	C	C2'-C1'	-14.48	1.37	1.53
67	B1	452	A	C2'-C1'	-14.48	1.37	1.53
67	B1	2424	A	O4'-C1'	14.48	1.60	1.41
21	A2	45	U	C2'-C1'	14.48	1.69	1.53
67	B1	1289	C	O4'-C1'	14.48	1.60	1.41
67	B1	1251	G	O4'-C1'	14.47	1.60	1.41
67	B1	1040	C	O4'-C1'	14.47	1.60	1.41
67	B1	1939	C	O4'-C1'	14.47	1.60	1.41
67	B1	1794	C	C2'-C1'	-14.46	1.37	1.53

*Continued on next page...*

*Continued from previous page...*

Mol	Chain	Res	Type	Atoms	Z	Observed(Å)	Ideal(Å)
67	B1	392	G	C2'-C1'	-14.45	1.37	1.53
67	B1	1231	C	O4'-C1'	14.45	1.60	1.41
67	B1	778	A	O4'-C1'	14.44	1.60	1.41
67	B1	2887	C	O4'-C1'	14.44	1.60	1.41
67	B1	571	G	C2'-C1'	-14.43	1.37	1.53
67	B1	152	G	C2'-C1'	14.43	1.69	1.53
67	B1	2989	A	C2'-C1'	-14.43	1.37	1.53
67	B1	44	C	C2'-C1'	-14.43	1.37	1.53
67	B1	493	A	O4'-C1'	14.42	1.60	1.41
21	A2	280	C	C2'-C1'	-14.42	1.37	1.53
21	A2	1185	A	C2'-C1'	-14.41	1.37	1.53
67	B1	1763	A	C2'-C1'	-14.41	1.37	1.53
21	A2	60	A	C2'-C1'	14.41	1.69	1.53
21	A2	1076	G	C2'-C1'	-14.41	1.37	1.53
67	B1	2674	C	O4'-C1'	14.40	1.60	1.41
67	B1	1511	C	C2'-C1'	-14.40	1.37	1.53
67	B1	2849	C	O4'-C1'	14.40	1.60	1.41
67	B1	603	G	O4'-C1'	14.39	1.60	1.41
21	A2	1348	C	C2'-C1'	-14.39	1.37	1.53
11	A1	28	C	O4'-C1'	14.38	1.60	1.41
21	A2	464	G	C2'-C1'	-14.38	1.37	1.53
21	A2	1024	G	C2'-C1'	-14.38	1.37	1.53
67	B1	1106	C	C2'-C1'	-14.37	1.37	1.53
67	B1	1395	G	C2'-C1'	-14.37	1.37	1.53
67	B1	1603	G	C2'-C1'	-14.37	1.37	1.53
67	B1	1838	C	C2'-C1'	-14.37	1.37	1.53
67	B1	2556	C	C2'-C1'	-14.37	1.37	1.53
21	A2	381	C	O4'-C1'	14.37	1.60	1.41
21	A2	1035	C	C2'-C1'	-14.37	1.37	1.53
67	B1	2951	G	C2'-C1'	-14.37	1.37	1.53
67	B1	3013	U	O4'-C1'	14.37	1.60	1.41
21	A2	1470	G	C2'-C1'	-14.36	1.37	1.53
27	A0	50	C	C2'-C1'	-14.36	1.37	1.53
67	B1	2824	C	C2'-C1'	-14.36	1.37	1.53
21	A2	474	G	C2'-C1'	-14.36	1.37	1.53
67	B1	1960	U	O4'-C1'	14.36	1.60	1.41
67	B1	1441	C	O4'-C1'	14.36	1.60	1.41
68	B3	94	G	O4'-C1'	14.36	1.60	1.41
21	A2	878	U	C2'-C1'	-14.35	1.37	1.53
67	B1	2713	A	C2'-C1'	14.35	1.69	1.53
11	A1	71	C	C2'-C1'	-14.35	1.37	1.53
11	A1	73	C	O4'-C1'	14.35	1.60	1.41

*Continued on next page...*

*Continued from previous page...*

Mol	Chain	Res	Type	Atoms	Z	Observed(Å)	Ideal(Å)
67	B1	2170	C	O4'-C1'	14.35	1.60	1.41
67	B1	2381	A	C5'-C4'	14.34	1.68	1.51
67	B1	1953	U	C2'-C1'	-14.34	1.37	1.53
21	A2	294	A	C2'-C1'	-14.33	1.37	1.53
21	A2	652	C	C2'-C1'	-14.33	1.37	1.53
27	A0	68	G	C2'-C1'	-14.33	1.37	1.53
67	B1	359	C	C2'-C1'	-14.32	1.37	1.53
67	B1	2905	C	O4'-C1'	14.32	1.60	1.41
21	A2	627	G	C2'-C1'	-14.32	1.37	1.53
67	B1	2913	C	O4'-C1'	14.31	1.60	1.41
67	B1	1811	G	O4'-C1'	-14.31	1.23	1.41
67	B1	1047	A	O4'-C1'	14.30	1.60	1.41
67	B1	2073	G	C2'-C1'	-14.30	1.37	1.53
21	A2	933	G	C2'-C1'	-14.30	1.37	1.53
67	B1	644	G	O4'-C1'	14.29	1.60	1.41
67	B1	956	U	O4'-C1'	14.29	1.60	1.41
67	B1	344	G	C2'-C1'	-14.29	1.37	1.53
21	A2	1472	G	C2'-C1'	-14.29	1.37	1.53
67	B1	1790	G	O4'-C1'	14.28	1.60	1.41
21	A2	248	U	O4'-C1'	14.27	1.60	1.41
21	A2	457	G	O4'-C1'	14.27	1.60	1.41
67	B1	2288	C	O4'-C1'	14.27	1.60	1.41
67	B1	1407	A	O4'-C1'	14.27	1.60	1.41
67	B1	293	G	C2'-C1'	14.26	1.69	1.53
67	B1	2029	C	O4'-C1'	14.26	1.60	1.41
68	B3	26	C	O4'-C1'	14.26	1.60	1.41
21	A2	715	C	O4'-C1'	14.25	1.60	1.41
67	B1	2607	U	C2'-C1'	14.25	1.69	1.53
11	A1	54	G	O4'-C1'	14.24	1.60	1.41
21	A2	393	A	O4'-C1'	-14.24	1.23	1.41
67	B1	466	C	C2'-C1'	-14.24	1.37	1.53
21	A2	681	G	C2'-C1'	14.24	1.69	1.53
67	B1	737	G	C2'-C1'	-14.24	1.37	1.53
67	B1	1651	A	O4'-C1'	14.23	1.60	1.41
67	B1	2094	A	C2'-C1'	-14.23	1.37	1.53
68	B3	68	C	O4'-C1'	14.23	1.60	1.41
67	B1	1391	C	O4'-C1'	14.23	1.60	1.41
67	B1	2822	G	C2'-C1'	-14.23	1.37	1.53
67	B1	844	C	O4'-C1'	14.22	1.60	1.41
21	A2	715	C	C2'-C1'	-14.22	1.37	1.53
21	A2	847	A	C2'-C1'	-14.22	1.37	1.53
21	A2	42	G	C2'-C1'	-14.20	1.37	1.53

*Continued on next page...*

*Continued from previous page...*

Mol	Chain	Res	Type	Atoms	Z	Observed(Å)	Ideal(Å)
67	B1	796	C	O4'-C1'	14.20	1.60	1.41
67	B1	2066	C	O4'-C1'	14.20	1.60	1.41
67	B1	1141	C	C2'-C1'	-14.19	1.37	1.53
21	A2	279	U	C2'-C1'	-14.19	1.37	1.53
67	B1	3036	C	O4'-C1'	14.19	1.60	1.41
11	A1	62	C	O4'-C1'	14.18	1.60	1.41
68	B3	5	G	C2'-C1'	-14.17	1.37	1.53
21	A2	613	C	O4'-C1'	14.17	1.60	1.41
67	B1	2683	G	C2'-C1'	-14.17	1.37	1.53
67	B1	936	G	C2'-C1'	-14.16	1.37	1.53
67	B1	2012	G	O4'-C1'	-14.16	1.23	1.41
67	B1	2039	U	O4'-C1'	14.16	1.60	1.41
67	B1	173	G	C2'-C1'	-14.16	1.37	1.53
67	B1	2750	C	O4'-C1'	14.16	1.60	1.41
21	A2	229	G	C2'-C1'	-14.15	1.37	1.53
67	B1	1756	C	O4'-C1'	14.14	1.60	1.41
67	B1	2498	G	O4'-C1'	14.13	1.60	1.41
67	B1	1820	C	C2'-C1'	-14.13	1.37	1.53
67	B1	2319	C	C2'-C1'	-14.13	1.37	1.53
21	A2	6	G	C2'-C1'	-14.13	1.37	1.53
67	B1	408	C	C2'-C1'	-14.13	1.37	1.53
67	B1	605	A	O4'-C1'	14.13	1.60	1.41
67	B1	2529	G	C2'-C1'	-14.12	1.37	1.53
67	B1	1628	C	O4'-C1'	14.12	1.60	1.41
67	B1	119	U	O4'-C1'	14.12	1.60	1.41
67	B1	2475	G	C2'-C1'	-14.11	1.37	1.53
67	B1	2945	A	C2'-C1'	-14.11	1.37	1.53
67	B1	1377	G	C2'-C1'	-14.10	1.37	1.53
21	A2	792	C	C2'-C1'	-14.10	1.37	1.53
21	A2	44	C	O4'-C1'	14.09	1.59	1.41
67	B1	2877	A	O4'-C1'	14.09	1.59	1.41
67	B1	1571	G	O4'-C1'	14.08	1.59	1.41
67	B1	297	G	C2'-C1'	-14.08	1.37	1.53
21	A2	373	C	C2'-C1'	-14.08	1.37	1.53
67	B1	1048	C	O4'-C1'	14.07	1.59	1.41
67	B1	905	G	O4'-C1'	14.07	1.59	1.41
67	B1	1799	G	C2'-C1'	-14.07	1.37	1.53
21	A2	437	A	C2'-C1'	-14.06	1.37	1.53
67	B1	2727	C	O4'-C1'	14.06	1.59	1.41
21	A2	4	C	C2'-C1'	14.06	1.68	1.53
67	B1	2043	A	O4'-C1'	14.06	1.59	1.41
68	B3	79	U	C2'-C1'	14.06	1.68	1.53

*Continued on next page...*

*Continued from previous page...*

Mol	Chain	Res	Type	Atoms	Z	Observed(Å)	Ideal(Å)
67	B1	1051	C	O4'-C1'	14.05	1.59	1.41
67	B1	1086	U	O4'-C1'	14.05	1.59	1.41
67	B1	2648	C	O4'-C1'	14.04	1.59	1.41
67	B1	1472	U	C2'-C1'	-14.04	1.38	1.53
67	B1	454	C	O4'-C1'	14.04	1.59	1.41
67	B1	2306	C	C2'-C1'	-14.04	1.38	1.53
21	A2	268	C	O4'-C1'	14.03	1.59	1.41
67	B1	1271	G	O4'-C1'	14.02	1.59	1.41
67	B1	2151	C	O4'-C1'	14.02	1.59	1.41
11	A1	76	C	O4'-C1'	14.02	1.59	1.41
21	A2	548	A	C2'-C1'	-14.01	1.38	1.53
21	A2	426	C	O4'-C1'	14.01	1.59	1.41
67	B1	502	G	O4'-C1'	-14.00	1.23	1.41
67	B1	2629	U	C2'-C1'	-14.00	1.38	1.53
67	B1	1547	U	C2'-C1'	14.00	1.68	1.53
67	B1	2503	C	O4'-C1'	13.99	1.59	1.41
67	B1	2474	A	C2'-C1'	-13.99	1.38	1.53
21	A2	75	C	C2'-C1'	13.99	1.68	1.53
67	B1	2759	A	C2'-C1'	-13.99	1.38	1.53
67	B1	1403	C	O4'-C1'	13.98	1.59	1.41
67	B1	2642	C	C2'-C1'	-13.98	1.38	1.53
21	A2	1178	C	O4'-C1'	13.98	1.59	1.41
67	B1	2559	G	C2'-C1'	-13.98	1.38	1.53
67	B1	2410	U	O4'-C1'	13.98	1.59	1.41
68	B3	65	G	O4'-C1'	13.97	1.59	1.41
67	B1	1941	A	C2'-C1'	-13.97	1.38	1.53
21	A2	1271	G	O4'-C1'	13.97	1.59	1.41
21	A2	554	C	O4'-C1'	13.96	1.59	1.41
21	A2	344	G	O4'-C1'	13.95	1.59	1.41
21	A2	1286	C	O4'-C1'	13.94	1.59	1.41
67	B1	136	U	O4'-C1'	13.94	1.59	1.41
67	B1	1429	A	C2'-C1'	13.94	1.68	1.53
67	B1	1747	C	O4'-C1'	13.94	1.59	1.41
67	B1	2234	C	O4'-C1'	13.94	1.59	1.41
21	A2	375	G	O4'-C1'	13.93	1.59	1.41
67	B1	1071	A	O4'-C1'	13.92	1.59	1.41
67	B1	1675	C	C2'-C1'	-13.92	1.38	1.53
67	B1	2562	G	O4'-C1'	13.92	1.59	1.41
67	B1	1979	G	C2'-C1'	-13.91	1.38	1.53
67	B1	1548	A	C2'-C1'	13.91	1.68	1.53
67	B1	1924	A	C2'-C1'	-13.91	1.38	1.53
67	B1	2273	U	C2'-C1'	-13.91	1.38	1.53

*Continued on next page...*

*Continued from previous page...*

Mol	Chain	Res	Type	Atoms	Z	Observed(Å)	Ideal(Å)
21	A2	1411	G	O4'-C1'	13.90	1.59	1.41
67	B1	977	C	O4'-C1'	13.90	1.59	1.41
68	B3	29	G	C2'-C1'	-13.89	1.38	1.53
67	B1	725	G	C2'-C1'	-13.88	1.38	1.53
67	B1	208	A	O4'-C1'	13.88	1.59	1.41
67	B1	512	G	C2'-C1'	-13.88	1.38	1.53
21	A2	23	G	O4'-C1'	13.88	1.59	1.41
67	B1	2829	C	O4'-C1'	13.87	1.59	1.41
67	B1	2145	G	C2'-C1'	13.87	1.68	1.53
67	B1	3011	G	C2'-C1'	-13.86	1.38	1.53
67	B1	2439	G	O4'-C1'	13.86	1.59	1.41
21	A2	1357	C	C2'-C1'	13.85	1.68	1.53
67	B1	2641	C	C2'-C1'	-13.84	1.38	1.53
67	B1	1471	G	C2'-C1'	-13.84	1.38	1.53
67	B1	1390	U	O4'-C1'	-13.83	1.23	1.41
21	A2	162	C	O4'-C1'	13.82	1.59	1.41
21	A2	746	A	O4'-C1'	-13.82	1.23	1.41
21	A2	1347	U	C2'-C1'	-13.82	1.38	1.53
21	A2	420	C	O4'-C1'	13.82	1.59	1.41
67	B1	691	G	C2'-C1'	-13.82	1.38	1.53
21	A2	1124	G	C2'-C1'	-13.81	1.38	1.53
67	B1	2403	G	C2'-C1'	-13.81	1.38	1.53
67	B1	2254	U	O4'-C1'	13.81	1.59	1.41
67	B1	3001	C	O4'-C1'	13.81	1.59	1.41
21	A2	1067	G	C2'-C1'	13.81	1.68	1.53
21	A2	583	G	O4'-C1'	13.81	1.59	1.41
27	A0	63	G	C2'-C1'	-13.80	1.38	1.53
67	B1	2466	C	C2'-C1'	-13.80	1.38	1.53
67	B1	2790	C	O4'-C1'	13.80	1.59	1.41
67	B1	1432	C	O4'-C1'	13.79	1.59	1.41
67	B1	1955	U	C2'-C1'	13.79	1.68	1.53
21	A2	20	G	C2'-C1'	-13.78	1.38	1.53
67	B1	1500	C	O4'-C1'	13.78	1.59	1.41
21	A2	781	U	C2'-C1'	-13.78	1.38	1.53
21	A2	542	G	C2'-C1'	-13.78	1.38	1.53
67	B1	161	C	O4'-C1'	13.78	1.59	1.41
67	B1	2276	G	C2'-C1'	13.78	1.68	1.53
67	B1	575	G	C2'-C1'	-13.77	1.38	1.53
67	B1	594	U	C2'-C1'	13.77	1.68	1.53
67	B1	1552	C	O4'-C1'	13.77	1.59	1.41
67	B1	2303	A	O4'-C1'	13.77	1.59	1.41
21	A2	108	G	C2'-C1'	-13.76	1.38	1.53

*Continued on next page...*

*Continued from previous page...*

Mol	Chain	Res	Type	Atoms	Z	Observed(Å)	Ideal(Å)
21	A2	116	C	C2'-C1'	-13.75	1.38	1.53
67	B1	640	C	C2'-C1'	-13.75	1.38	1.53
67	B1	2927	A	O4'-C1'	13.75	1.59	1.41
21	A2	1442	G	C2'-C1'	-13.74	1.38	1.53
67	B1	2081	C	O4'-C1'	13.74	1.59	1.41
67	B1	2375	C	O4'-C1'	13.73	1.59	1.41
27	A0	61	C	O4'-C1'	13.73	1.59	1.41
67	B1	1721	U	C2'-C1'	-13.73	1.38	1.53
21	A2	215	C	C2'-C1'	-13.73	1.38	1.53
67	B1	1834	C	C2'-C1'	-13.72	1.38	1.53
21	A2	736	A	C2'-C1'	13.72	1.68	1.53
67	B1	2484	C	C2'-C1'	-13.72	1.38	1.53
67	B1	1228	G	C2'-C1'	13.72	1.68	1.53
21	A2	132	G	P-O5'	-13.71	1.46	1.59
67	B1	2535	C	O4'-C1'	13.71	1.59	1.41
67	B1	1222	U	O4'-C1'	13.71	1.59	1.41
67	B1	2900	C	O4'-C1'	13.71	1.59	1.41
67	B1	777	A	C2'-C1'	13.71	1.68	1.53
67	B1	1164	C	O4'-C1'	13.71	1.59	1.41
21	A2	278	A	C2'-C1'	13.70	1.68	1.53
67	B1	474	G	O4'-C1'	13.70	1.59	1.41
21	A2	1219	C	O4'-C1'	13.69	1.59	1.41
67	B1	472	A	C2'-C1'	-13.69	1.38	1.53
67	B1	598	C	O4'-C1'	13.69	1.59	1.41
21	A2	1200	U	O4'-C1'	-13.69	1.23	1.41
67	B1	428	A	C2'-C1'	13.69	1.68	1.53
67	B1	336	C	O4'-C1'	13.68	1.59	1.41
67	B1	117	A	O4'-C1'	13.67	1.59	1.41
67	B1	1468	G	O4'-C1'	13.67	1.59	1.41
67	B1	1309	G	C2'-C1'	-13.67	1.38	1.53
67	B1	190	C	C2'-C1'	-13.66	1.38	1.53
21	A2	121	C	C2'-C1'	-13.66	1.38	1.53
21	A2	1195	U	C2'-C1'	-13.66	1.38	1.53
21	A2	263	C	C2'-C1'	-13.65	1.38	1.53
21	A2	628	G	C2'-C1'	-13.64	1.38	1.53
21	A2	633	C	C2'-C1'	-13.64	1.38	1.53
67	B1	2337	G	C2'-C1'	-13.64	1.38	1.53
67	B1	1364	C	O4'-C1'	13.63	1.59	1.41
67	B1	2486	A	O4'-C1'	13.63	1.59	1.41
21	A2	552	C	C2'-C1'	-13.63	1.38	1.53
67	B1	2666	G	C2'-C1'	-13.63	1.38	1.53
21	A2	1409	G	C2'-C1'	13.62	1.68	1.53

*Continued on next page...*



*Continued from previous page...*

Mol	Chain	Res	Type	Atoms	Z	Observed(Å)	Ideal(Å)
67	B1	928	A	O4'-C1'	13.62	1.59	1.41
67	B1	2215	U	O4'-C1'	13.62	1.59	1.41
21	A2	613	C	C2'-C1'	-13.62	1.38	1.53
21	A2	565	C	O4'-C1'	13.61	1.59	1.41
21	A2	1021	C	O4'-C1'	13.60	1.59	1.41
67	B1	2295	C	O4'-C1'	13.60	1.59	1.41
21	A2	184	G	C2'-C1'	13.60	1.68	1.53
68	B3	6	G	C2'-C1'	-13.59	1.38	1.53
67	B1	1488	C	C2'-C1'	-13.59	1.38	1.53
11	A1	35	G	O4'-C1'	13.59	1.59	1.41
21	A2	943	C	O4'-C1'	13.59	1.59	1.41
67	B1	2338	A	O4'-C1'	13.59	1.59	1.41
67	B1	2721	C	O4'-C1'	13.59	1.59	1.41
67	B1	1916	U	O4'-C1'	13.58	1.59	1.41
21	A2	1100	G	O4'-C1'	13.57	1.59	1.41
21	A2	643	G	C2'-C1'	-13.56	1.38	1.53
67	B1	2715	A	C2'-C1'	-13.56	1.38	1.53
67	B1	2774	C	C2'-C1'	-13.55	1.38	1.53
21	A2	967	C	O4'-C1'	13.55	1.59	1.41
67	B1	1544	C	C2'-C1'	-13.55	1.38	1.53
67	B1	1724	A	O4'-C1'	13.54	1.59	1.41
67	B1	2353	C	C2'-C1'	-13.55	1.38	1.53
67	B1	2688	C	O4'-C1'	13.54	1.59	1.41
67	B1	3048	C	C2'-C1'	-13.54	1.38	1.53
67	B1	2158	G	C2'-C1'	-13.54	1.38	1.53
11	A1	3	G	C2'-C1'	13.54	1.68	1.53
67	B1	172	C	C2'-C1'	-13.53	1.38	1.53
68	B3	13	C	O4'-C1'	13.53	1.59	1.41
21	A2	738	C	O4'-C1'	13.52	1.59	1.41
67	B1	2300	C	O4'-C1'	13.52	1.59	1.41
67	B1	1454	G	O4'-C1'	-13.52	1.24	1.41
67	B1	1569	A	O5'-C5'	13.52	1.66	1.44
67	B1	2251	G	C2'-C1'	-13.52	1.38	1.53
21	A2	1329	C	C2'-C1'	-13.51	1.38	1.53
67	B1	2069	G	O4'-C1'	13.51	1.59	1.41
67	B1	2555	C	O4'-C1'	13.51	1.59	1.41
21	A2	1057	A	C2'-C1'	13.51	1.68	1.53
67	B1	823	G	C2'-C1'	-13.51	1.38	1.53
67	B1	2292	A	O4'-C1'	13.51	1.59	1.41
67	B1	2314	U	O4'-C1'	13.51	1.59	1.41
67	B1	544	A	O4'-C1'	13.50	1.59	1.41
21	A2	1211	A	C2'-C1'	13.50	1.68	1.53

*Continued on next page...*

*Continued from previous page...*

Mol	Chain	Res	Type	Atoms	Z	Observed(Å)	Ideal(Å)
67	B1	2750	C	C2'-C1'	-13.50	1.38	1.53
21	A2	425	C	O4'-C1'	13.49	1.59	1.41
27	A0	48	C	O4'-C1'	13.49	1.59	1.41
67	B1	743	A	C2'-C1'	-13.49	1.38	1.53
67	B1	2529	G	O4'-C1'	13.49	1.59	1.41
67	B1	1011	A	O4'-C1'	13.49	1.59	1.41
67	B1	2515	U	C2'-C1'	-13.49	1.38	1.53
21	A2	1196	A	O4'-C1'	13.49	1.59	1.41
21	A2	1424	G	O4'-C1'	13.49	1.59	1.41
67	B1	1478	G	C2'-C1'	-13.49	1.38	1.53
21	A2	512	U	C2'-C1'	-13.48	1.38	1.53
67	B1	2207	C	O4'-C1'	13.48	1.59	1.41
67	B1	681	C	C2'-C1'	-13.48	1.38	1.53
21	A2	674	C	O4'-C1'	13.47	1.59	1.41
21	A2	733	C	O4'-C1'	13.47	1.59	1.41
67	B1	1307	C	O4'-C1'	13.47	1.59	1.41
67	B1	2774	C	O4'-C1'	13.47	1.59	1.41
67	B1	1905	G	C2'-C1'	13.47	1.68	1.53
21	A2	750	C	O4'-C1'	13.46	1.59	1.41
21	A2	1237	G	C2'-C1'	-13.46	1.38	1.53
67	B1	396	G	C2'-C1'	-13.46	1.38	1.53
67	B1	766	G	C2'-C1'	-13.46	1.38	1.53
21	A2	967	C	C2'-C1'	-13.46	1.38	1.53
21	A2	1386	C	O4'-C1'	13.46	1.59	1.41
67	B1	1276	G	C2'-C1'	-13.45	1.38	1.53
67	B1	2283	C	C2'-C1'	-13.46	1.38	1.53
67	B1	138	U	O4'-C1'	13.45	1.59	1.41
67	B1	53	A	C2'-C1'	13.44	1.68	1.53
21	A2	72	C	C2'-C1'	-13.44	1.38	1.53
67	B1	39	C	O4'-C1'	13.44	1.59	1.41
67	B1	184	A	C2'-C1'	13.44	1.68	1.53
67	B1	1313	G	O4'-C1'	-13.44	1.24	1.41
21	A2	1263	C	O4'-C1'	13.43	1.59	1.41
21	A2	50	C	O4'-C1'	13.43	1.59	1.41
67	B1	2801	G	C2'-C1'	-13.43	1.38	1.53
67	B1	1070	G	O4'-C1'	13.42	1.59	1.41
67	B1	2801	G	O4'-C1'	13.42	1.59	1.41
67	B1	2101	A	O4'-C1'	13.41	1.59	1.41
67	B1	1835	A	O4'-C1'	13.41	1.59	1.41
67	B1	2662	G	C2'-C1'	-13.41	1.38	1.53
21	A2	292	U	C2'-C1'	-13.40	1.38	1.53
67	B1	81	G	C2'-C1'	-13.40	1.38	1.53

*Continued on next page...*

*Continued from previous page...*

Mol	Chain	Res	Type	Atoms	Z	Observed(Å)	Ideal(Å)
68	B3	70	C	O4'-C1'	13.39	1.59	1.41
21	A2	355	C	C2'-C1'	-13.39	1.38	1.53
67	B1	1331	U	C2'-C1'	-13.39	1.38	1.53
21	A2	291	G	C2'-C1'	-13.38	1.38	1.53
21	A2	919	U	C2'-C1'	-13.38	1.38	1.53
21	A2	165	U	O4'-C1'	13.37	1.59	1.41
67	B1	120	G	C2'-C1'	-13.37	1.38	1.53
67	B1	1355	A	O4'-C1'	13.37	1.59	1.41
67	B1	557	G	C2'-C1'	-13.36	1.38	1.53
67	B1	2048	C	O4'-C1'	13.36	1.59	1.41
67	B1	202	A	C2'-C1'	13.36	1.68	1.53
67	B1	2834	C	O4'-C1'	13.36	1.59	1.41
67	B1	1225	A	C2'-C1'	-13.36	1.38	1.53
67	B1	1261	C	O4'-C1'	13.36	1.59	1.41
21	A2	564	C	O4'-C1'	13.35	1.59	1.41
21	A2	803	C	C2'-C1'	-13.35	1.38	1.53
67	B1	2317	G	C2'-C1'	-13.35	1.38	1.53
21	A2	163	C	C2'-C1'	-13.34	1.38	1.53
67	B1	1164	C	C2'-C1'	-13.34	1.38	1.53
67	B1	1131	G	C2'-C1'	-13.34	1.38	1.53
67	B1	720	C	C2'-C1'	-13.33	1.38	1.53
67	B1	2627	C	O4'-C1'	13.32	1.58	1.41
21	A2	59	C	O4'-C1'	13.32	1.58	1.41
67	B1	1095	A	C2'-C1'	-13.32	1.38	1.53
67	B1	2699	U	C2'-C1'	-13.32	1.38	1.53
21	A2	230	C	C2'-C1'	-13.32	1.38	1.53
21	A2	980	C	O4'-C1'	13.31	1.58	1.41
67	B1	2353	C	O4'-C1'	13.31	1.58	1.41
67	B1	937	A	O4'-C1'	13.31	1.58	1.41
67	B1	2796	C	O4'-C1'	13.30	1.58	1.41
67	B1	901	C	C2'-C1'	-13.30	1.38	1.53
67	B1	930	G	C2'-C1'	-13.30	1.38	1.53
67	B1	1462	G	C2'-C1'	-13.29	1.38	1.53
67	B1	2710	G	C2'-C1'	13.29	1.68	1.53
21	A2	262	G	O4'-C1'	13.29	1.58	1.41
21	A2	372	G	C2'-C1'	-13.29	1.38	1.53
21	A2	1170	C	O4'-C1'	13.29	1.58	1.41
67	B1	517	A	C2'-C1'	13.28	1.68	1.53
21	A2	236	C	O4'-C1'	13.27	1.58	1.41
67	B1	928	A	C2'-C1'	-13.27	1.38	1.53
67	B1	1270	G	C2'-C1'	-13.27	1.38	1.53
67	B1	2447	A	O4'-C1'	13.26	1.58	1.41

*Continued on next page...*

*Continued from previous page...*

Mol	Chain	Res	Type	Atoms	Z	Observed(Å)	Ideal(Å)
67	B1	2824	C	O4'-C1'	13.26	1.58	1.41
67	B1	1321	C	C2'-C1'	-13.26	1.38	1.53
68	B3	43	C	C2'-C1'	-13.26	1.38	1.53
21	A2	1086	C	C2'-C1'	-13.26	1.38	1.53
21	A2	144	G	O4'-C1'	13.26	1.58	1.41
21	A2	1054	A	O4'-C1'	13.26	1.58	1.41
67	B1	61	G	C2'-C1'	-13.26	1.38	1.53
21	A2	468	G	C2'-C1'	-13.25	1.38	1.53
67	B1	1545	C	C2'-C1'	-13.24	1.38	1.53
67	B1	2604	G	C2'-C1'	-13.24	1.38	1.53
67	B1	115	C	O4'-C1'	13.24	1.58	1.41
67	B1	32	C	O4'-C1'	13.24	1.58	1.41
67	B1	351	C	O4'-C1'	13.23	1.58	1.41
67	B1	1856	G	C2'-C1'	-13.23	1.38	1.53
67	B1	1906	G	O4'-C1'	-13.23	1.24	1.41
67	B1	740	C	O4'-C1'	13.23	1.58	1.41
67	B1	1158	G	O4'-C1'	13.23	1.58	1.41
67	B1	2772	U	O4'-C1'	13.22	1.58	1.41
67	B1	2091	U	O4'-C1'	13.22	1.58	1.41
67	B1	1388	U	O4'-C1'	13.22	1.58	1.41
21	A2	104	A	O4'-C1'	13.21	1.58	1.41
67	B1	1760	C	O4'-C1'	13.21	1.58	1.41
67	B1	2268	C	C2'-C1'	13.21	1.67	1.53
21	A2	189	C	O4'-C1'	13.20	1.58	1.41
67	B1	1913	C	O4'-C1'	13.20	1.58	1.41
67	B1	2791	C	O4'-C1'	13.19	1.58	1.41
67	B1	1115	A	O4'-C1'	13.19	1.58	1.41
67	B1	1023	C	O4'-C1'	13.19	1.58	1.41
21	A2	26	A	O4'-C1'	13.18	1.58	1.41
21	A2	1400	A	O4'-C1'	13.18	1.58	1.41
67	B1	2994	G	C2'-C1'	-13.18	1.38	1.53
67	B1	2311	C	O4'-C1'	13.17	1.58	1.41
21	A2	112	G	O4'-C1'	13.17	1.58	1.41
21	A2	1059	C	O4'-C1'	13.17	1.58	1.41
67	B1	1402	C	O4'-C1'	13.17	1.58	1.41
21	A2	271	G	C2'-C1'	-13.16	1.38	1.53
67	B1	2112	C	O4'-C1'	13.16	1.58	1.41
21	A2	481	C	O4'-C1'	13.16	1.58	1.41
67	B1	2198	U	C2'-C1'	-13.16	1.38	1.53
67	B1	2914	U	O4'-C1'	13.16	1.58	1.41
67	B1	953	G	C2'-C1'	13.15	1.67	1.53
67	B1	927	G	C2'-C1'	-13.15	1.38	1.53

*Continued on next page...*

*Continued from previous page...*

Mol	Chain	Res	Type	Atoms	Z	Observed(Å)	Ideal(Å)
67	B1	1637	C	O4'-C1'	13.15	1.58	1.41
67	B1	1328	G	O4'-C1'	13.15	1.58	1.41
67	B1	1735	G	C2'-C1'	13.15	1.67	1.53
21	A2	1039	C	C2'-C1'	-13.14	1.38	1.53
67	B1	731	C	O4'-C1'	13.14	1.58	1.41
21	A2	1388	G	C2'-C1'	-13.14	1.38	1.53
67	B1	1287	G	O4'-C1'	13.13	1.58	1.41
67	B1	439	G	O4'-C1'	13.13	1.58	1.41
67	B1	676	G	C2'-C1'	-13.12	1.39	1.53
67	B1	2833	G	O4'-C1'	13.12	1.58	1.41
67	B1	1259	G	O4'-C1'	13.12	1.58	1.41
21	A2	558	C	C2'-C1'	-13.12	1.39	1.53
67	B1	884	C	C2'-C1'	-13.12	1.39	1.53
67	B1	2214	U	O4'-C1'	13.11	1.58	1.41
67	B1	1100	G	C2'-C1'	-13.11	1.39	1.53
21	A2	943	C	C2'-C1'	-13.11	1.39	1.53
67	B1	647	G	C2'-C1'	-13.11	1.39	1.53
67	B1	513	C	O4'-C1'	13.11	1.58	1.41
67	B1	694	A	C2'-C1'	13.11	1.67	1.53
67	B1	1649	G	C2'-C1'	-13.11	1.39	1.53
68	B3	40	G	O4'-C1'	13.11	1.58	1.41
21	A2	1020	G	O4'-C1'	13.10	1.58	1.41
67	B1	2502	C	O4'-C1'	13.10	1.58	1.41
27	A0	47	U	O4'-C1'	-13.10	1.24	1.41
67	B1	1559	A	C2'-C1'	-13.10	1.39	1.53
67	B1	1909	C	C2'-C1'	-13.09	1.39	1.53
67	B1	1271	G	C2'-C1'	-13.09	1.39	1.53
21	A2	862	C	O4'-C1'	13.09	1.58	1.41
67	B1	2015	G	O4'-C1'	13.08	1.58	1.41
67	B1	1338	G	C2'-C1'	-13.07	1.39	1.53
21	A2	56	A	C4'-C3'	13.07	1.67	1.53
21	A2	204	G	C2'-C1'	-13.07	1.39	1.53
67	B1	729	A	O4'-C1'	13.06	1.58	1.41
21	A2	96	G	O4'-C1'	13.06	1.58	1.41
21	A2	299	G	O4'-C1'	-13.06	1.24	1.41
67	B1	494	C	O4'-C1'	13.06	1.58	1.41
67	B1	2599	C	O4'-C1'	13.06	1.58	1.41
67	B1	1233	U	C2'-C1'	13.06	1.67	1.53
67	B1	732	G	C2'-C1'	-13.05	1.39	1.53
67	B1	1736	G	C2'-C1'	-13.05	1.39	1.53
21	A2	516	A	C2'-C1'	-13.05	1.39	1.53
21	A2	1308	U	O4'-C1'	13.05	1.58	1.41

*Continued on next page...*

*Continued from previous page...*

Mol	Chain	Res	Type	Atoms	Z	Observed(Å)	Ideal(Å)
67	B1	1121	C	C2'-C1'	-13.05	1.39	1.53
67	B1	2541	U	O4'-C1'	13.05	1.58	1.41
67	B1	125	C	C2'-C1'	-13.04	1.39	1.53
21	A2	324	C	O4'-C1'	-13.04	1.24	1.41
67	B1	826	C	C2'-C1'	-13.04	1.39	1.53
67	B1	103	A	C2'-C1'	-13.03	1.39	1.53
67	B1	449	G	O4'-C1'	13.03	1.58	1.41
21	A2	1336	U	O4'-C1'	-13.03	1.24	1.41
67	B1	2556	C	O4'-C1'	13.03	1.58	1.41
67	B1	359	C	O4'-C1'	13.02	1.58	1.41
21	A2	1440	G	C2'-C1'	13.02	1.67	1.53
27	A0	9	A	C2'-C1'	13.02	1.67	1.53
21	A2	1029	G	C2'-C1'	13.01	1.67	1.53
67	B1	2211	C	O4'-C1'	13.01	1.58	1.41
21	A2	48	G	C2'-C1'	-13.00	1.39	1.53
67	B1	2659	G	C2'-C1'	-13.00	1.39	1.53
11	A1	17	C	O4'-C1'	13.00	1.58	1.41
21	A2	83	C	O4'-C1'	13.00	1.58	1.41
67	B1	1523	A	C2'-C1'	13.00	1.67	1.53
67	B1	806	C	C2'-C1'	-12.99	1.39	1.53
67	B1	2081	C	C2'-C1'	-12.99	1.39	1.53
67	B1	1278	C	C2'-C1'	-12.99	1.39	1.53
67	B1	957	C	C2'-C1'	-12.99	1.39	1.53
11	A1	22	A	C2'-C1'	-12.98	1.39	1.53
67	B1	568	A	C2'-C1'	-12.98	1.39	1.53
21	A2	548	A	O4'-C1'	12.98	1.58	1.41
67	B1	1795	C	O4'-C1'	12.98	1.58	1.41
67	B1	2197	U	O4'-C1'	12.98	1.58	1.41
67	B1	2967	C	O4'-C1'	12.98	1.58	1.41
67	B1	2371	A	C2'-C1'	-12.97	1.39	1.53
21	A2	1353	C	C2'-C1'	-12.96	1.39	1.53
21	A2	163	C	O4'-C1'	12.96	1.58	1.41
67	B1	2327	C	O4'-C1'	12.96	1.58	1.41
67	B1	1500	C	C2'-C1'	-12.96	1.39	1.53
67	B1	1674	G	O4'-C1'	-12.96	1.24	1.41
67	B1	301	G	O4'-C1'	12.95	1.58	1.41
21	A2	831	A	O4'-C1'	12.95	1.58	1.41
21	A2	982	U	C2'-C1'	-12.94	1.39	1.53
21	A2	1410	G	C2'-C1'	-12.94	1.39	1.53
21	A2	260	C	C2'-C1'	-12.94	1.39	1.53
67	B1	1374	G	C2'-C1'	-12.94	1.39	1.53
67	B1	2167	C	O4'-C1'	12.94	1.58	1.41

*Continued on next page...*

*Continued from previous page...*

Mol	Chain	Res	Type	Atoms	Z	Observed(Å)	Ideal(Å)
67	B1	2920	C	C2'-C1'	-12.93	1.39	1.53
67	B1	2613	C	O4'-C1'	12.93	1.58	1.41
67	B1	1732	C	O4'-C1'	12.93	1.58	1.41
21	A2	1394	G	C2'-C1'	-12.93	1.39	1.53
67	B1	2065	C	O4'-C1'	12.93	1.58	1.41
21	A2	160	C	C2'-C1'	-12.92	1.39	1.53
67	B1	2257	A	O4'-C1'	-12.92	1.24	1.41
67	B1	1525	G	O4'-C1'	12.91	1.58	1.41
11	A1	61	U	C2'-C1'	-12.91	1.39	1.53
67	B1	2978	G	C2'-C1'	-12.91	1.39	1.53
21	A2	168	G	O4'-C1'	12.90	1.58	1.41
67	B1	844	C	C2'-C1'	-12.90	1.39	1.53
21	A2	46	A	O4'-C1'	-12.90	1.24	1.41
67	B1	849	C	C2'-C1'	-12.89	1.39	1.53
67	B1	2610	C	O4'-C1'	12.89	1.58	1.41
67	B1	2938	G	C2'-C1'	-12.88	1.39	1.53
67	B1	431	U	O4'-C1'	12.88	1.58	1.41
11	A1	41	C	O4'-C1'	12.88	1.58	1.41
21	A2	762	G	C2'-C1'	12.87	1.67	1.53
21	A2	1202	G	C2'-C1'	-12.87	1.39	1.53
21	A2	302	A	C2'-C1'	12.87	1.67	1.53
68	B3	111	G	C2'-C1'	-12.87	1.39	1.53
21	A2	375	G	C2'-C1'	-12.87	1.39	1.53
67	B1	2924	G	C2'-C1'	12.87	1.67	1.53
21	A2	1431	C	O4'-C1'	12.87	1.58	1.41
67	B1	2940	C	O4'-C1'	12.86	1.58	1.41
67	B1	1235	A	C2'-C1'	12.86	1.67	1.53
67	B1	281	G	C2'-C1'	-12.84	1.39	1.53
67	B1	952	C	O4'-C1'	12.84	1.58	1.41
67	B1	707	U	C2'-C1'	-12.84	1.39	1.53
68	B3	58	C	O4'-C1'	12.84	1.58	1.41
21	A2	1369	C	O4'-C1'	12.83	1.58	1.41
67	B1	2409	C	O4'-C1'	12.82	1.58	1.41
67	B1	1754	A	O4'-C1'	-12.82	1.25	1.41
21	A2	672	G	C2'-C1'	-12.81	1.39	1.53
21	A2	902	U	C2'-C1'	-12.81	1.39	1.53
67	B1	1344	C	O4'-C1'	12.81	1.58	1.41
67	B1	1297	C	O4'-C1'	12.80	1.58	1.41
21	A2	200	G	C2'-C1'	12.80	1.67	1.53
67	B1	660	U	C2'-C1'	-12.80	1.39	1.53
67	B1	753	A	C2'-C1'	12.80	1.67	1.53
67	B1	1303	C	C2'-C1'	-12.80	1.39	1.53

*Continued on next page...*

*Continued from previous page...*

Mol	Chain	Res	Type	Atoms	Z	Observed(Å)	Ideal(Å)
67	B1	78	C	O4'-C1'	12.80	1.58	1.41
21	A2	830	A	C2'-C1'	-12.80	1.39	1.53
21	A2	1465	C	O4'-C1'	12.79	1.58	1.41
21	A2	329	G	O4'-C1'	12.79	1.58	1.41
67	B1	1192	G	C2'-C1'	-12.79	1.39	1.53
67	B1	811	C	C2'-C1'	-12.78	1.39	1.53
68	B3	22	C	C2'-C1'	12.78	1.67	1.53
21	A2	958	G	C2'-C1'	12.78	1.67	1.53
67	B1	2071	C	C2'-C1'	-12.78	1.39	1.53
21	A2	473	A	O4'-C1'	12.77	1.58	1.41
67	B1	2651	G	O4'-C1'	12.77	1.58	1.41
67	B1	955	A	C2'-C1'	12.77	1.67	1.53
67	B1	2853	A	C2'-C1'	-12.77	1.39	1.53
67	B1	51	G	O4'-C1'	12.76	1.58	1.41
21	A2	394	C	P-O5'	-12.76	1.47	1.59
67	B1	2875	C	C2'-C1'	-12.75	1.39	1.53
67	B1	89	C	O4'-C1'	12.75	1.58	1.41
27	A0	40	C	O4'-C1'	12.75	1.58	1.41
67	B1	1864	G	O4'-C1'	-12.75	1.25	1.41
68	B3	69	C	O4'-C1'	12.75	1.58	1.41
67	B1	1760	C	C2'-C1'	-12.74	1.39	1.53
67	B1	2219	A	C2'-C1'	-12.74	1.39	1.53
21	A2	1258	C	C2'-C1'	12.74	1.67	1.53
67	B1	1669	A	C2'-C1'	-12.74	1.39	1.53
21	A2	821	G	C2'-C1'	12.73	1.67	1.53
27	A0	7	G	C2'-C1'	-12.73	1.39	1.53
21	A2	1410	G	O4'-C1'	12.72	1.58	1.41
67	B1	1201	G	O4'-C1'	12.72	1.58	1.41
67	B1	2159	C	O4'-C1'	12.72	1.58	1.41
67	B1	2516	G	O4'-C1'	12.72	1.58	1.41
21	A2	631	C	O4'-C1'	12.71	1.58	1.41
67	B1	1492	C	O4'-C1'	12.71	1.58	1.41
27	A0	2	C	O4'-C1'	12.71	1.58	1.41
67	B1	415	U	C2'-C1'	12.70	1.67	1.53
21	A2	895	C	O4'-C1'	12.69	1.58	1.41
67	B1	254	A	O4'-C1'	12.69	1.58	1.41
67	B1	1855	G	C2'-C1'	-12.69	1.39	1.53
67	B1	498	U	C2'-C1'	-12.69	1.39	1.53
67	B1	2545	A	C2'-C1'	-12.69	1.39	1.53
67	B1	1059	C	O4'-C1'	12.68	1.58	1.41
67	B1	710	G	C2'-C1'	-12.68	1.39	1.53
67	B1	90	A	O4'-C1'	12.67	1.58	1.41

*Continued on next page...*



*Continued from previous page...*

Mol	Chain	Res	Type	Atoms	Z	Observed(Å)	Ideal(Å)
67	B1	1298	C	C2'-C1'	-12.67	1.39	1.53
21	A2	1402	C	O4'-C1'	12.67	1.58	1.41
67	B1	2395	C	O4'-C1'	12.67	1.58	1.41
67	B1	2612	A	C2'-C1'	12.67	1.67	1.53
67	B1	750	C	O4'-C1'	12.66	1.58	1.41
67	B1	1082	A	O4'-C1'	12.66	1.58	1.41
67	B1	1084	G	O4'-C1'	12.66	1.58	1.41
67	B1	273	G	C2'-C1'	-12.66	1.39	1.53
11	A1	67	C	O4'-C1'	12.66	1.58	1.41
67	B1	903	C	O4'-C1'	12.66	1.58	1.41
67	B1	2263	G	C2'-C1'	12.66	1.67	1.53
21	A2	1125	C	C2'-C1'	-12.65	1.39	1.53
67	B1	980	G	C2'-C1'	-12.65	1.39	1.53
67	B1	1172	U	O4'-C1'	12.65	1.58	1.41
68	B3	69	C	C2'-C1'	-12.65	1.39	1.53
67	B1	2216	G	C2'-C1'	12.64	1.67	1.53
67	B1	2818	C	C2'-C1'	-12.64	1.39	1.53
21	A2	699	C	O4'-C1'	12.64	1.58	1.41
21	A2	1491	C	C2'-C1'	-12.63	1.39	1.53
67	B1	1984	G	O4'-C1'	12.63	1.58	1.41
67	B1	82	C	C2'-C1'	-12.63	1.39	1.53
67	B1	128	C	C2'-C1'	-12.63	1.39	1.53
67	B1	824	C	O4'-C1'	12.63	1.58	1.41
67	B1	993	G	C2'-C1'	-12.62	1.39	1.53
21	A2	1017	U	O4'-C1'	12.61	1.58	1.41
67	B1	741	G	C2'-C1'	-12.61	1.39	1.53
68	B3	40	G	C2'-C1'	-12.61	1.39	1.53
67	B1	1102	C	O4'-C1'	12.61	1.58	1.41
67	B1	1386	G	C2'-C1'	-12.60	1.39	1.53
67	B1	125	C	O4'-C1'	12.60	1.58	1.41
67	B1	2765	C	C2'-C1'	-12.60	1.39	1.53
21	A2	326	C	C2'-C1'	-12.58	1.39	1.53
21	A2	875	G	C2'-C1'	-12.58	1.39	1.53
67	B1	112	U	C2'-C1'	-12.58	1.39	1.53
67	B1	867	C	C2'-C1'	12.58	1.67	1.53
21	A2	689	C	C2'-C1'	-12.57	1.39	1.53
67	B1	222	A	C2'-C1'	-12.57	1.39	1.53
67	B1	2866	A	C2'-C1'	-12.57	1.39	1.53
67	B1	2972	G	C2'-C1'	-12.57	1.39	1.53
21	A2	1314	C	C2'-C1'	-12.56	1.39	1.53
67	B1	207	A	O4'-C1'	12.56	1.57	1.41
67	B1	826	C	O4'-C1'	12.56	1.57	1.41

*Continued on next page...*

*Continued from previous page...*

Mol	Chain	Res	Type	Atoms	Z	Observed(Å)	Ideal(Å)
68	B3	74	U	O4'-C1'	12.56	1.57	1.41
67	B1	1057	C	O4'-C1'	12.56	1.57	1.41
67	B1	2837	C	O4'-C1'	12.56	1.57	1.41
67	B1	1138	C	O4'-C1'	12.55	1.57	1.41
67	B1	1704	C	C2'-C1'	-12.56	1.39	1.53
67	B1	374	C	C2'-C1'	-12.55	1.39	1.53
67	B1	2293	G	C2'-C1'	12.55	1.67	1.53
67	B1	1390	U	C2'-C1'	12.54	1.67	1.53
67	B1	523	C	C2'-C1'	-12.54	1.39	1.53
67	B1	349	A	C2'-C1'	12.54	1.67	1.53
67	B1	1676	G	C2'-C1'	-12.54	1.39	1.53
21	A2	648	A	C2'-C1'	-12.53	1.39	1.53
21	A2	976	A	C2'-C1'	12.53	1.67	1.53
27	A0	39	U	O4'-C1'	12.53	1.57	1.41
67	B1	1223	A	O4'-C1'	12.53	1.57	1.41
67	B1	2342	C	O4'-C1'	12.53	1.57	1.41
67	B1	2279	G	C2'-C1'	-12.52	1.39	1.53
21	A2	619	A	C2'-C1'	12.52	1.67	1.53
21	A2	771	G	C2'-C1'	-12.52	1.39	1.53
67	B1	2054	G	C2'-C1'	-12.52	1.39	1.53
67	B1	2630	C	O4'-C1'	12.52	1.57	1.41
21	A2	610	G	C2'-C1'	-12.52	1.39	1.53
21	A2	1197	C	C2'-C1'	-12.51	1.39	1.53
21	A2	1463	A	O4'-C1'	12.51	1.57	1.41
67	B1	1472	U	O4'-C1'	12.51	1.57	1.41
67	B1	210	A	C2'-C1'	-12.50	1.39	1.53
67	B1	367	G	O4'-C1'	-12.50	1.25	1.41
21	A2	696	G	C2'-C1'	-12.50	1.39	1.53
67	B1	12	C	O4'-C1'	12.50	1.57	1.41
67	B1	768	C	O4'-C1'	12.49	1.57	1.41
67	B1	2987	U	C2'-C1'	-12.49	1.39	1.53
21	A2	981	U	C2'-C1'	-12.49	1.39	1.53
27	A0	76	A	C2'-C1'	12.49	1.67	1.53
67	B1	74	A	C2'-C1'	-12.49	1.39	1.53
67	B1	936	G	O4'-C1'	12.48	1.57	1.41
67	B1	1616	A	O4'-C1'	-12.48	1.25	1.41
67	B1	1820	C	O4'-C1'	12.48	1.57	1.41
67	B1	2299	G	C2'-C1'	-12.48	1.39	1.53
67	B1	1011	A	C2'-C1'	-12.48	1.39	1.53
67	B1	767	G	C2'-C1'	-12.47	1.39	1.53
67	B1	1089	C	O4'-C1'	12.47	1.57	1.41
67	B1	2907	C	O4'-C1'	12.47	1.57	1.41

*Continued on next page...*

*Continued from previous page...*

Mol	Chain	Res	Type	Atoms	Z	Observed(Å)	Ideal(Å)
67	B1	459	C	O4'-C1'	12.47	1.57	1.41
67	B1	2694	C	C2'-C1'	-12.46	1.39	1.53
67	B1	1817	C	O4'-C1'	12.46	1.57	1.41
67	B1	1931	G	C2'-C1'	-12.46	1.39	1.53
21	A2	1340	U	O4'-C1'	12.46	1.57	1.41
67	B1	2322	A	O4'-C1'	12.46	1.57	1.41
67	B1	1913	C	C2'-C1'	-12.45	1.39	1.53
67	B1	906	G	C2'-C1'	-12.44	1.39	1.53
67	B1	1758	U	C2'-C1'	-12.44	1.39	1.53
67	B1	2392	A	O4'-C1'	12.44	1.57	1.41
21	A2	365	C	O4'-C1'	12.44	1.57	1.41
21	A2	69	U	C2'-C1'	-12.44	1.39	1.53
67	B1	1407	A	C2'-C1'	12.44	1.67	1.53
67	B1	119	U	C2'-C1'	-12.43	1.39	1.53
67	B1	2246	G	C2'-C1'	-12.43	1.39	1.53
67	B1	347	G	C2'-C1'	-12.42	1.39	1.53
67	B1	2363	G	C2'-C1'	12.42	1.67	1.53
21	A2	110	C	O4'-C1'	12.42	1.57	1.41
21	A2	801	A	O4'-C1'	-12.40	1.25	1.41
21	A2	1449	G	O4'-C1'	12.40	1.57	1.41
21	A2	1451	C	O4'-C1'	12.40	1.57	1.41
21	A2	130	G	C2'-C1'	12.40	1.67	1.53
21	A2	563	U	O4'-C1'	12.40	1.57	1.41
21	A2	1303	C	O4'-C1'	12.39	1.57	1.41
67	B1	670	G	C2'-C1'	-12.39	1.39	1.53
67	B1	2052	A	O4'-C1'	-12.39	1.25	1.41
21	A2	393	A	C2'-C1'	12.39	1.67	1.53
67	B1	434	G	O4'-C1'	12.39	1.57	1.41
21	A2	497	C	C2'-C1'	-12.39	1.39	1.53
67	B1	2448	A	O4'-C1'	-12.39	1.25	1.41
67	B1	2923	G	C2'-C1'	12.39	1.67	1.53
67	B1	1520	G	C2'-C1'	-12.38	1.39	1.53
67	B1	1494	U	C2'-C1'	12.38	1.67	1.53
67	B1	1428	G	C2'-C1'	-12.38	1.39	1.53
67	B1	1908	C	O4'-C1'	12.36	1.57	1.41
67	B1	1250	A	C2'-C1'	12.36	1.67	1.53
21	A2	505	U	C2'-C1'	12.35	1.67	1.53
67	B1	2579	G	C2'-C1'	12.35	1.67	1.53
21	A2	71	C	O4'-C1'	12.35	1.57	1.41
21	A2	1044	A	O4'-C1'	12.35	1.57	1.41
67	B1	451	C	O4'-C1'	12.34	1.57	1.41
67	B1	2800	U	C2'-C1'	12.33	1.67	1.53

*Continued on next page...*

*Continued from previous page...*

Mol	Chain	Res	Type	Atoms	Z	Observed(Å)	Ideal(Å)
21	A2	127	G	O4'-C1'	12.33	1.57	1.41
67	B1	1481	G	O4'-C1'	12.33	1.57	1.41
21	A2	759	C	O4'-C1'	12.33	1.57	1.41
21	A2	759	C	C2'-C1'	-12.32	1.39	1.53
67	B1	1305	C	O4'-C1'	12.31	1.57	1.41
67	B1	1231	C	C2'-C1'	-12.31	1.39	1.53
67	B1	1933	U	C2'-C1'	-12.31	1.39	1.53
67	B1	1593	C	C2'-C1'	-12.30	1.39	1.53
21	A2	764	C	C2'-C1'	-12.30	1.39	1.53
21	A2	1152	C	O4'-C1'	12.30	1.57	1.41
67	B1	1666	G	C2'-C1'	-12.30	1.39	1.53
67	B1	975	C	O4'-C1'	12.30	1.57	1.41
67	B1	852	A	C2'-C1'	-12.29	1.39	1.53
67	B1	2514	C	O4'-C1'	12.29	1.57	1.41
67	B1	666	A	O4'-C1'	12.29	1.57	1.41
67	B1	2776	A	O4'-C1'	12.29	1.57	1.41
21	A2	335	G	C2'-C1'	-12.28	1.39	1.53
21	A2	670	C	O4'-C1'	12.28	1.57	1.41
67	B1	2675	C	C2'-C1'	-12.28	1.39	1.53
67	B1	211	A	O4'-C1'	12.28	1.57	1.41
67	B1	94	A	C2'-C1'	12.27	1.66	1.53
67	B1	597	C	O4'-C1'	12.27	1.57	1.41
67	B1	1193	G	O4'-C1'	12.27	1.57	1.41
21	A2	1136	A	C2'-C1'	-12.27	1.39	1.53
67	B1	855	G	O4'-C1'	-12.27	1.25	1.41
67	B1	1502	C	O4'-C1'	12.27	1.57	1.41
67	B1	1127	C	O4'-C1'	12.26	1.57	1.41
21	A2	1317	G	C2'-C1'	-12.26	1.39	1.53
67	B1	2103	C	C2'-C1'	-12.26	1.39	1.53
67	B1	2598	C	C2'-C1'	-12.26	1.39	1.53
21	A2	526	A	C2'-C1'	-12.25	1.39	1.53
67	B1	1982	C	C2'-C1'	-12.25	1.39	1.53
67	B1	1656	C	O4'-C1'	12.25	1.57	1.41
67	B1	1945	C	O4'-C1'	12.25	1.57	1.41
67	B1	370	A	C2'-C1'	-12.25	1.39	1.53
67	B1	2454	G	C2'-C1'	-12.25	1.39	1.53
67	B1	922	C	O4'-C1'	12.24	1.57	1.41
67	B1	2118	C	C2'-C1'	12.24	1.66	1.53
67	B1	2085	C	O4'-C1'	12.24	1.57	1.41
67	B1	300	U	O4'-C1'	12.24	1.57	1.41
67	B1	2004	A	C2'-C1'	-12.23	1.39	1.53
67	B1	1896	U	C2'-C1'	12.23	1.66	1.53

*Continued on next page...*

*Continued from previous page...*

Mol	Chain	Res	Type	Atoms	Z	Observed(Å)	Ideal(Å)
67	B1	2838	U	C2'-C1'	-12.23	1.39	1.53
67	B1	1030	C	O4'-C1'	12.22	1.57	1.41
67	B1	1348	G	C2'-C1'	12.22	1.66	1.53
67	B1	2895	G	O4'-C1'	12.22	1.57	1.41
67	B1	2962	A	C2'-C1'	-12.22	1.40	1.53
21	A2	1392	G	C2'-C1'	-12.22	1.40	1.53
21	A2	1310	C	O4'-C1'	12.22	1.57	1.41
21	A2	31	U	O4'-C1'	12.21	1.57	1.41
67	B1	1263	C	C2'-C1'	-12.20	1.40	1.53
21	A2	1227	A	C2'-C1'	-12.20	1.40	1.53
67	B1	1522	A	C2'-C1'	12.20	1.66	1.53
21	A2	1295	C	O4'-C1'	12.20	1.57	1.41
67	B1	2868	C	O4'-C1'	12.20	1.57	1.41
21	A2	511	C	O4'-C1'	12.20	1.57	1.41
21	A2	751	C	C2'-C1'	-12.20	1.40	1.53
67	B1	1335	C	O4'-C1'	12.19	1.57	1.41
21	A2	533	C	C2'-C1'	-12.19	1.40	1.53
67	B1	2192	G	C2'-C1'	-12.19	1.40	1.53
67	B1	1738	A	C2'-C1'	12.19	1.66	1.53
21	A2	645	G	C2'-C1'	12.18	1.66	1.53
21	A2	181	G	O4'-C1'	12.18	1.57	1.41
67	B1	2677	U	O4'-C1'	12.18	1.57	1.41
67	B1	1584	G	C2'-C1'	-12.17	1.40	1.53
67	B1	2842	C	O4'-C1'	12.16	1.57	1.41
21	A2	350	G	C2'-C1'	-12.16	1.40	1.53
67	B1	2792	G	C2'-C1'	-12.16	1.40	1.53
67	B1	123	A	C2'-C1'	-12.16	1.40	1.53
21	A2	1367	C	O4'-C1'	12.16	1.57	1.41
67	B1	798	G	C2'-C1'	-12.16	1.40	1.53
67	B1	1156	G	O4'-C1'	12.16	1.57	1.41
67	B1	1967	G	C2'-C1'	-12.15	1.40	1.53
68	B3	99	G	C2'-C1'	-12.15	1.40	1.53
67	B1	2722	G	O4'-C1'	12.15	1.57	1.41
21	A2	830	A	O4'-C1'	12.14	1.57	1.41
67	B1	2707	G	C2'-C1'	-12.14	1.40	1.53
67	B1	1948	A	O4'-C1'	12.14	1.57	1.41
67	B1	1121	C	O4'-C1'	12.14	1.57	1.41
21	A2	532	C	O4'-C1'	12.13	1.57	1.41
67	B1	1244	C	C2'-C1'	12.13	1.66	1.53
21	A2	342	G	C2'-C1'	-12.13	1.40	1.53
21	A2	953	C	O4'-C1'	12.13	1.57	1.41
67	B1	1545	C	O4'-C1'	12.12	1.57	1.41

*Continued on next page...*

*Continued from previous page...*

Mol	Chain	Res	Type	Atoms	Z	Observed(Å)	Ideal(Å)
21	A2	857	C	C2'-C1'	-12.12	1.40	1.53
67	B1	2879	G	O4'-C1'	12.12	1.57	1.41
67	B1	2431	C	O4'-C1'	12.11	1.57	1.41
68	B3	76	U	C2'-C1'	12.10	1.66	1.53
11	A1	26	C	C2'-C1'	-12.10	1.40	1.53
21	A2	292	U	O4'-C1'	12.10	1.57	1.41
67	B1	730	C	O4'-C1'	12.09	1.57	1.41
68	B3	28	C	C2'-C1'	-12.09	1.40	1.53
67	B1	797	C	O4'-C1'	12.09	1.57	1.41
21	A2	369	A	O4'-C1'	12.08	1.57	1.41
21	A2	794	A	C2'-C1'	-12.08	1.40	1.53
67	B1	961	C	O4'-C1'	12.08	1.57	1.41
67	B1	1550	C	O4'-C1'	12.08	1.57	1.41
18	AF	217	MET	C-O	-12.08	1.00	1.23
67	B1	84	A	C2'-C1'	-12.07	1.40	1.53
67	B1	1445	G	C2'-C1'	-12.06	1.40	1.53
67	B1	2544	C	C2'-C1'	-12.06	1.40	1.53
67	B1	1736	G	O4'-C1'	12.06	1.57	1.41
21	A2	167	G	O4'-C1'	12.06	1.57	1.41
55	Bh	24	ILE	C-O	-12.06	1.00	1.23
67	B1	1593	C	O4'-C1'	12.06	1.57	1.41
67	B1	1474	A	C2'-C1'	-12.06	1.40	1.53
67	B1	2223	G	O4'-C1'	-12.05	1.25	1.41
67	B1	2436	A	C2'-C1'	-12.05	1.40	1.53
68	B3	31	U	O4'-C1'	12.05	1.57	1.41
67	B1	1566	G	C3'-C2'	12.05	1.66	1.52
67	B1	66	C	C2'-C1'	-12.04	1.40	1.53
67	B1	500	C	C2'-C1'	-12.04	1.40	1.53
21	A2	819	G	C2'-C1'	-12.04	1.40	1.53
67	B1	2446	C	C2'-C1'	-12.04	1.40	1.53
67	B1	2433	U	C2'-C1'	-12.04	1.40	1.53
67	B1	2783	C	O4'-C1'	12.04	1.57	1.41
21	A2	1028	C	C2'-C1'	-12.03	1.40	1.53
55	Bh	24	ILE	C-OXT	-12.03	1.00	1.23
67	B1	882	U	C2'-C1'	-12.03	1.40	1.53
21	A2	1188	C	C2'-C1'	-12.03	1.40	1.53
67	B1	1379	A	C2'-C1'	12.03	1.66	1.53
67	B1	2816	C	O4'-C1'	12.02	1.57	1.41
67	B1	827	G	C2'-C1'	-12.02	1.40	1.53
67	B1	484	C	O4'-C1'	12.02	1.57	1.41
21	A2	332	C	C2'-C1'	-12.01	1.40	1.53
67	B1	2191	U	C2'-C1'	-12.01	1.40	1.53

*Continued on next page...*

*Continued from previous page...*

Mol	Chain	Res	Type	Atoms	Z	Observed(Å)	Ideal(Å)
67	B1	2867	U	O4'-C1'	12.00	1.57	1.41
67	B1	546	C	O4'-C1'	11.99	1.57	1.41
21	A2	709	G	C2'-C1'	11.99	1.66	1.53
21	A2	634	C	O4'-C1'	11.99	1.57	1.41
67	B1	1184	U	O4'-C1'	-11.98	1.26	1.41
21	A2	387	G	O4'-C1'	11.98	1.57	1.41
67	B1	112	U	O4'-C1'	11.97	1.57	1.41
67	B1	257	G	C2'-C1'	-11.96	1.40	1.53
67	B1	1902	G	O4'-C1'	11.96	1.57	1.41
21	A2	1435	G	C2'-C1'	-11.96	1.40	1.53
67	B1	2044	C	O4'-C1'	11.96	1.57	1.41
21	A2	834	C	O4'-C1'	11.96	1.57	1.41
67	B1	2218	C	O4'-C1'	11.96	1.57	1.41
21	A2	632	C	O4'-C1'	11.95	1.57	1.41
67	B1	2143	C	C2'-C1'	-11.94	1.40	1.53
21	A2	109	U	C2'-C1'	-11.94	1.40	1.53
21	A2	673	C	C2'-C1'	-11.94	1.40	1.53
67	B1	460	C	C2'-C1'	-11.94	1.40	1.53
67	B1	1441	C	C2'-C1'	-11.93	1.40	1.53
21	A2	264	C	O4'-C1'	11.93	1.57	1.41
67	B1	2078	A	C2'-C1'	11.93	1.66	1.53
67	B1	2249	A	C2'-C1'	11.92	1.66	1.53
67	B1	2474	A	O4'-C1'	11.92	1.57	1.41
67	B1	1829	C	C2'-C1'	-11.92	1.40	1.53
67	B1	676	G	O4'-C1'	11.91	1.57	1.41
21	A2	1069	G	C2'-C1'	-11.91	1.40	1.53
21	A2	698	A	O4'-C1'	11.91	1.57	1.41
67	B1	2777	G	C2'-C1'	-11.91	1.40	1.53
67	B1	2523	C	C2'-C1'	-11.90	1.40	1.53
21	A2	1367	C	C2'-C1'	-11.90	1.40	1.53
67	B1	2098	C	C2'-C1'	-11.90	1.40	1.53
67	B1	2889	A	C2'-C1'	-11.89	1.40	1.53
68	B3	3	G	O4'-C1'	11.89	1.57	1.41
68	B3	67	U	C2'-C1'	11.89	1.66	1.53
67	B1	346	U	C2'-C1'	-11.88	1.40	1.53
67	B1	2405	U	C2'-C1'	-11.88	1.40	1.53
67	B1	980	G	O4'-C1'	11.88	1.57	1.41
67	B1	1428	G	O4'-C1'	11.88	1.57	1.41
67	B1	575	G	O4'-C1'	11.88	1.57	1.41
21	A2	1131	G	C2'-C1'	-11.87	1.40	1.53
21	A2	1176	C	C2'-C1'	-11.87	1.40	1.53
67	B1	1800	G	C2'-C1'	-11.87	1.40	1.53

*Continued on next page...*

*Continued from previous page...*

Mol	Chain	Res	Type	Atoms	Z	Observed(Å)	Ideal(Å)
67	B1	1902	G	C2'-C1'	-11.87	1.40	1.53
21	A2	1214	G	C2'-C1'	-11.86	1.40	1.53
67	B1	30	G	C2'-C1'	-11.86	1.40	1.53
67	B1	830	G	C2'-C1'	-11.86	1.40	1.53
67	B1	2152	G	C2'-C1'	11.86	1.66	1.53
21	A2	1207	G	O4'-C1'	-11.86	1.26	1.41
11	A1	56	U	C2'-C1'	-11.86	1.40	1.53
21	A2	1404	C	C2'-C1'	-11.86	1.40	1.53
67	B1	362	A	O4'-C1'	-11.86	1.26	1.41
67	B1	2370	C	C2'-C1'	11.86	1.66	1.53
67	B1	2687	A	C2'-C1'	11.86	1.66	1.53
67	B1	104	C	O4'-C1'	11.86	1.57	1.41
67	B1	2391	G	C2'-C1'	-11.86	1.40	1.53
67	B1	1110	A	C2'-C1'	-11.85	1.40	1.53
67	B1	2906	C	O4'-C1'	11.85	1.57	1.41
67	B1	225	C	O4'-C1'	11.85	1.57	1.41
67	B1	578	C	O4'-C1'	11.85	1.57	1.41
21	A2	1192	C	O4'-C1'	11.85	1.57	1.41
67	B1	2219	A	O4'-C1'	11.85	1.57	1.41
67	B1	2865	C	O4'-C1'	11.84	1.57	1.41
67	B1	1327	C	O4'-C1'	11.84	1.57	1.41
67	B1	2658	G	O4'-C1'	11.84	1.57	1.41
21	A2	1333	G	C2'-C1'	11.84	1.66	1.53
67	B1	1537	U	C2'-C1'	-11.83	1.40	1.53
67	B1	2461	C	O4'-C1'	11.82	1.57	1.41
21	A2	627	G	O4'-C1'	11.82	1.57	1.41
67	B1	269	C	O4'-C1'	11.81	1.57	1.41
67	B1	484	C	C2'-C1'	-11.81	1.40	1.53
67	B1	306	G	C2'-C1'	-11.81	1.40	1.53
67	B1	457	C	C2'-C1'	-11.81	1.40	1.53
67	B1	2582	C	O4'-C1'	11.81	1.57	1.41
67	B1	2425	A	O4'-C1'	11.81	1.57	1.41
67	B1	2568	A	P-O5'	-11.81	1.48	1.59
21	A2	913	G	C2'-C1'	-11.81	1.40	1.53
68	B3	44	C	O4'-C1'	11.80	1.56	1.41
21	A2	94	C	O4'-C1'	11.80	1.56	1.41
67	B1	2843	C	O4'-C1'	11.79	1.56	1.41
67	B1	407	A	O4'-C1'	11.79	1.56	1.41
11	A1	12	U	O4'-C1'	11.79	1.56	1.41
67	B1	2490	C	O4'-C1'	11.79	1.56	1.41
67	B1	686	C	O4'-C1'	11.79	1.56	1.41
67	B1	1526	G	O4'-C1'	11.79	1.56	1.41

*Continued on next page...*



*Continued from previous page...*

Mol	Chain	Res	Type	Atoms	Z	Observed(Å)	Ideal(Å)
67	B1	2201	C	C2'-C1'	-11.78	1.40	1.53
21	A2	145	A	O4'-C1'	11.77	1.56	1.41
67	B1	369	G	C2'-C1'	-11.77	1.40	1.53
67	B1	2696	G	C2'-C1'	11.77	1.66	1.53
67	B1	2399	C	O4'-C1'	11.77	1.56	1.41
67	B1	2679	A	C2'-C1'	-11.77	1.40	1.53
21	A2	1066	C	O4'-C1'	11.76	1.56	1.41
67	B1	2377	C	O4'-C1'	11.76	1.56	1.41
21	A2	116	C	O4'-C1'	11.75	1.56	1.41
67	B1	2310	G	C2'-C1'	11.75	1.66	1.53
21	A2	82	G	C2'-C1'	-11.74	1.40	1.53
67	B1	2670	U	C2'-C1'	11.74	1.66	1.53
67	B1	393	C	O4'-C1'	11.73	1.56	1.41
21	A2	671	C	O4'-C1'	11.73	1.56	1.41
68	B3	112	C	C2'-C1'	-11.73	1.40	1.53
21	A2	66	G	C2'-C1'	-11.73	1.40	1.53
21	A2	282	G	C2'-C1'	-11.73	1.40	1.53
21	A2	841	C	O4'-C1'	11.72	1.56	1.41
21	A2	1177	C	O4'-C1'	11.71	1.56	1.41
21	A2	829	U	C2'-C1'	11.71	1.66	1.53
21	A2	638	G	C2'-C1'	-11.71	1.40	1.53
67	B1	1204	U	O4'-C1'	11.71	1.56	1.41
21	A2	755	U	O4'-C1'	11.70	1.56	1.41
67	B1	582	A	O4'-C1'	11.70	1.56	1.41
21	A2	420	C	C2'-C1'	-11.69	1.40	1.53
67	B1	617	G	C2'-C1'	11.69	1.66	1.53
67	B1	166	G	O4'-C1'	-11.69	1.26	1.41
67	B1	307	C	O4'-C1'	11.69	1.56	1.41
67	B1	2521	U	C2'-C1'	-11.68	1.40	1.53
67	B1	2557	C	O4'-C1'	11.68	1.56	1.41
67	B1	2696	G	O4'-C1'	-11.68	1.26	1.41
21	A2	1231	G	O4'-C1'	11.67	1.56	1.41
67	B1	1779	C	O4'-C1'	11.67	1.56	1.41
21	A2	760	C	C2'-C1'	-11.67	1.40	1.53
67	B1	1589	G	O4'-C1'	11.67	1.56	1.41
67	B1	1096	A	C2'-C1'	-11.66	1.40	1.53
67	B1	941	C	O4'-C1'	11.66	1.56	1.41
21	A2	422	U	C2'-C1'	11.66	1.66	1.53
67	B1	194	G	C2'-C1'	11.66	1.66	1.53
67	B1	624	U	O4'-C1'	11.66	1.56	1.41
67	B1	1898	A	C2'-C1'	11.65	1.66	1.53
21	A2	382	G	O4'-C1'	-11.65	1.26	1.41

*Continued on next page...*

*Continued from previous page...*

Mol	Chain	Res	Type	Atoms	Z	Observed(Å)	Ideal(Å)
67	B1	697	U	C2'-C1'	11.65	1.66	1.53
21	A2	1281	U	C2'-C1'	-11.65	1.40	1.53
21	A2	1068	C	O4'-C1'	11.65	1.56	1.41
67	B1	2892	A	O4'-C1'	11.64	1.56	1.41
67	B1	710	G	O4'-C1'	11.64	1.56	1.41
11	A1	77	A	O4'-C1'	-11.64	1.26	1.41
67	B1	2100	U	O4'-C1'	11.63	1.56	1.41
67	B1	2650	G	C2'-C1'	-11.63	1.40	1.53
67	B1	1433	C	O4'-C1'	11.63	1.56	1.41
67	B1	2085	C	C2'-C1'	-11.62	1.40	1.53
21	A2	410	U	C2'-C1'	-11.62	1.40	1.53
21	A2	1417	A	O4'-C1'	11.62	1.56	1.41
67	B1	1124	G	O4'-C1'	11.62	1.56	1.41
67	B1	2231	G	P-O5'	-11.62	1.48	1.59
67	B1	102	A	C2'-C1'	-11.62	1.40	1.53
67	B1	2441	A	O4'-C1'	11.62	1.56	1.41
21	A2	733	C	C2'-C1'	-11.61	1.40	1.53
68	B3	20	G	C2'-C1'	-11.61	1.40	1.53
67	B1	2432	G	C2'-C1'	11.61	1.66	1.53
67	B1	2970	U	C2'-C1'	11.61	1.66	1.53
67	B1	714	C	O3'-P	-11.60	1.47	1.61
67	B1	962	C	O4'-C1'	11.60	1.56	1.41
21	A2	1104	G	C2'-C1'	11.60	1.66	1.53
27	A0	17	U	O4'-C1'	11.60	1.56	1.41
67	B1	2092	G	C2'-C1'	-11.60	1.40	1.53
67	B1	2918	G	C2'-C1'	-11.60	1.40	1.53
67	B1	450	G	C2'-C1'	-11.60	1.40	1.53
67	B1	1512	G	C2'-C1'	-11.60	1.40	1.53
21	A2	1476	C	O4'-C1'	11.59	1.56	1.41
67	B1	2848	C	O4'-C1'	11.59	1.56	1.41
67	B1	2935	A	O4'-C1'	11.59	1.56	1.41
67	B1	305	G	C5'-C4'	11.58	1.65	1.51
67	B1	2406	C	O4'-C1'	11.57	1.56	1.41
21	A2	42	G	O4'-C1'	11.57	1.56	1.41
67	B1	2491	C	O4'-C1'	11.57	1.56	1.41
21	A2	1399	G	O4'-C1'	11.57	1.56	1.41
21	A2	630	A	C2'-C1'	-11.57	1.40	1.53
67	B1	1042	G	O4'-C1'	11.56	1.56	1.41
67	B1	816	C	C2'-C1'	-11.56	1.40	1.53
67	B1	2239	C	O4'-C1'	11.56	1.56	1.41
21	A2	749	C	C2'-C1'	-11.56	1.40	1.53
67	B1	2649	A	C2'-C1'	-11.55	1.40	1.53

*Continued on next page...*

*Continued from previous page...*

Mol	Chain	Res	Type	Atoms	Z	Observed(Å)	Ideal(Å)
21	A2	1019	A	O4'-C1'	11.55	1.56	1.41
21	A2	1308	U	C2'-C1'	-11.55	1.40	1.53
21	A2	1158	G	C2'-C1'	11.55	1.66	1.53
67	B1	2467	C	O4'-C1'	11.54	1.56	1.41
21	A2	932	C	O4'-C1'	11.54	1.56	1.41
21	A2	836	G	C2'-C1'	-11.54	1.40	1.53
21	A2	1142	G	O4'-C1'	11.53	1.56	1.41
21	A2	1179	C	C2'-C1'	-11.53	1.40	1.53
21	A2	305	C	O4'-C1'	11.52	1.56	1.41
67	B1	891	C	O4'-C1'	11.52	1.56	1.41
67	B1	2119	C	O4'-C1'	11.52	1.56	1.41
67	B1	2269	C	C2'-C1'	11.52	1.66	1.53
21	A2	1422	G	C2'-C1'	11.51	1.66	1.53
67	B1	54	G	O4'-C1'	11.51	1.56	1.41
67	B1	1828	A	C2'-C1'	-11.51	1.40	1.53
67	B1	2035	U	C2'-C1'	-11.51	1.40	1.53
67	B1	2717	A	C2'-C1'	11.51	1.66	1.53
21	A2	1359	C	C5'-C4'	11.51	1.65	1.51
67	B1	2314	U	C2'-C1'	11.51	1.66	1.53
67	B1	2241	U	C2'-C1'	11.50	1.66	1.53
21	A2	1256	C	O4'-C1'	11.50	1.56	1.41
67	B1	1846	G	C2'-C1'	-11.49	1.40	1.53
21	A2	1183	C	O4'-C1'	11.49	1.56	1.41
67	B1	2398	C	C2'-C1'	-11.49	1.40	1.53
67	B1	899	A	C2'-C1'	11.49	1.66	1.53
21	A2	1235	A	C2'-C1'	-11.48	1.40	1.53
67	B1	673	A	C2'-C1'	-11.48	1.40	1.53
67	B1	643	G	C2'-C1'	-11.48	1.40	1.53
67	B1	1993	A	C2'-C1'	11.48	1.66	1.53
21	A2	955	G	C2'-C1'	-11.47	1.40	1.53
67	B1	358	C	C2'-C1'	-11.47	1.40	1.53
67	B1	2928	C	C2'-C1'	11.47	1.66	1.53
67	B1	1603	G	O4'-C1'	11.46	1.56	1.41
21	A2	1364	C	O4'-C1'	11.46	1.56	1.41
67	B1	2694	C	O4'-C1'	11.46	1.56	1.41
67	B1	2543	A	C2'-C1'	11.46	1.66	1.53
21	A2	838	C	O4'-C1'	11.45	1.56	1.41
67	B1	2131	C	C2'-C1'	-11.45	1.40	1.53
21	A2	780	C	O4'-C1'	11.45	1.56	1.41
67	B1	615	A	C2'-C1'	11.44	1.66	1.53
67	B1	871	G	C2'-C1'	-11.44	1.40	1.53
67	B1	1085	G	O4'-C1'	11.44	1.56	1.41

*Continued on next page...*

*Continued from previous page...*

Mol	Chain	Res	Type	Atoms	Z	Observed(Å)	Ideal(Å)
67	B1	1848	A	O4'-C1'	11.43	1.56	1.41
67	B1	2470	U	C2'-C1'	11.43	1.66	1.53
67	B1	2635	C	P-O5'	-11.43	1.48	1.59
68	B3	97	G	O4'-C1'	-11.43	1.26	1.41
27	A0	12	U	O4'-C1'	11.42	1.56	1.41
67	B1	314	A	C2'-C1'	11.42	1.66	1.53
67	B1	2117	U	C2'-C1'	-11.42	1.40	1.53
67	B1	431	U	C2'-C1'	-11.41	1.40	1.53
67	B1	3004	C	O4'-C1'	11.41	1.56	1.41
67	B1	1264	G	C2'-C1'	-11.41	1.40	1.53
21	A2	635	C	O4'-C1'	11.41	1.56	1.41
67	B1	418	C	O4'-C1'	11.41	1.56	1.41
21	A2	815	C	O4'-C1'	11.40	1.56	1.41
67	B1	2882	G	C2'-C1'	11.40	1.65	1.53
67	B1	1845	C	O4'-C1'	11.40	1.56	1.41
67	B1	207	A	C2'-C1'	-11.39	1.40	1.53
67	B1	214	C	O4'-C1'	11.39	1.56	1.41
67	B1	234	G	O4'-C1'	-11.39	1.26	1.41
68	B3	71	G	C2'-C1'	-11.39	1.40	1.53
67	B1	345	C	O4'-C1'	11.39	1.56	1.41
67	B1	2284	C	C2'-C1'	-11.39	1.40	1.53
11	A1	7	G	O4'-C1'	-11.38	1.26	1.41
21	A2	1414	G	O4'-C1'	11.38	1.56	1.41
67	B1	1412	C	C2'-C1'	-11.38	1.40	1.53
67	B1	1801	C	O4'-C1'	11.38	1.56	1.41
21	A2	5	C	C4'-C3'	11.38	1.65	1.53
67	B1	182	U	O4'-C1'	11.38	1.56	1.41
67	B1	2174	G	C2'-C1'	11.38	1.65	1.53
21	A2	102	U	O4'-C1'	11.37	1.56	1.41
67	B1	421	C	O4'-C1'	11.37	1.56	1.41
67	B1	2889	A	O4'-C1'	11.37	1.56	1.41
67	B1	358	C	O4'-C1'	11.37	1.56	1.41
67	B1	1177	C	C2'-C1'	-11.37	1.40	1.53
67	B1	2700	U	O4'-C1'	11.37	1.56	1.41
21	A2	466	C	C2'-C1'	-11.37	1.40	1.53
21	A2	1007	A	C2'-C1'	11.37	1.65	1.53
67	B1	2908	U	C2'-C1'	11.37	1.65	1.53
21	A2	1286	C	C2'-C1'	-11.36	1.40	1.53
27	A0	20	U	O4'-C1'	11.36	1.56	1.41
21	A2	1285	C	C2'-C1'	-11.35	1.40	1.53
67	B1	2592	U	C2'-C1'	-11.35	1.40	1.53
67	B1	1772	A	O4'-C1'	11.35	1.56	1.41

*Continued on next page...*

*Continued from previous page...*

Mol	Chain	Res	Type	Atoms	Z	Observed(Å)	Ideal(Å)
67	B1	3005	C	O4'-C1'	11.35	1.56	1.41
21	A2	40	C	C2'-C1'	-11.35	1.40	1.53
67	B1	1414	G	O4'-C1'	11.35	1.56	1.41
21	A2	264	C	C2'-C1'	-11.34	1.40	1.53
67	B1	1206	A	O4'-C1'	11.34	1.56	1.41
67	B1	1757	G	C2'-C1'	-11.34	1.40	1.53
21	A2	903	G	C2'-C1'	-11.34	1.40	1.53
67	B1	1752	C	C2'-C1'	-11.34	1.40	1.53
67	B1	606	A	C2'-C1'	-11.33	1.40	1.53
21	A2	424	U	C5'-C4'	11.32	1.65	1.51
21	A2	1000	G	C2'-C1'	-11.32	1.40	1.53
67	B1	833	G	C2'-C1'	-11.32	1.40	1.53
21	A2	882	C	O4'-C1'	11.32	1.56	1.41
67	B1	950	G	O4'-C1'	11.32	1.56	1.41
67	B1	606	A	O4'-C1'	11.32	1.56	1.41
67	B1	402	G	C2'-C1'	-11.31	1.41	1.53
21	A2	1174	A	O4'-C1'	11.30	1.56	1.41
67	B1	1865	U	C2'-C1'	11.31	1.65	1.53
21	A2	855	C	O4'-C1'	11.30	1.56	1.41
21	A2	1264	G	C2'-C1'	-11.30	1.41	1.53
21	A2	861	G	O4'-C1'	11.30	1.56	1.41
67	B1	2586	A	O4'-C1'	-11.30	1.26	1.41
67	B1	784	C	O4'-C1'	11.29	1.56	1.41
67	B1	1537	U	O4'-C1'	11.29	1.56	1.41
67	B1	1713	G	C2'-C1'	-11.28	1.41	1.53
21	A2	526	A	O4'-C1'	11.28	1.56	1.41
21	A2	1440	G	O4'-C1'	-11.28	1.26	1.41
67	B1	2076	A	O4'-C1'	11.28	1.56	1.41
21	A2	157	A	O4'-C1'	11.28	1.56	1.41
21	A2	104	A	C2'-C1'	-11.27	1.41	1.53
67	B1	1165	C	C2'-C1'	11.27	1.65	1.53
21	A2	358	G	O4'-C1'	-11.27	1.26	1.41
67	B1	1497	C	C2'-C1'	-11.27	1.41	1.53
21	A2	209	A	O4'-C1'	11.26	1.56	1.41
21	A2	697	A	O4'-C1'	-11.26	1.27	1.41
67	B1	2070	U	C2'-C1'	-11.25	1.41	1.53
21	A2	13	C	O4'-C1'	11.25	1.56	1.41
67	B1	537	U	P-O5'	11.25	1.71	1.59
67	B1	2354	A	O4'-C1'	11.25	1.56	1.41
67	B1	2174	G	O4'-C1'	-11.25	1.27	1.41
21	A2	139	C	O4'-C1'	11.24	1.56	1.41
67	B1	1356	A	O4'-C1'	11.24	1.56	1.41

*Continued on next page...*

*Continued from previous page...*

Mol	Chain	Res	Type	Atoms	Z	Observed(Å)	Ideal(Å)
67	B1	2488	C	O4'-C1'	11.24	1.56	1.41
21	A2	1174	A	C2'-C1'	-11.23	1.41	1.53
21	A2	573	C	C2'-C1'	-11.23	1.41	1.53
67	B1	306	G	P-O5'	-11.23	1.48	1.59
68	B3	53	A	O4'-C1'	11.23	1.56	1.41
21	A2	577	C	O4'-C1'	11.23	1.56	1.41
67	B1	2330	A	O4'-C1'	11.23	1.56	1.41
21	A2	423	U	O4'-C1'	-11.23	1.27	1.41
11	A1	66	C	O4'-C1'	11.21	1.56	1.41
21	A2	352	A	C2'-C1'	11.21	1.65	1.53
67	B1	2096	G	C2'-C1'	-11.20	1.41	1.53
67	B1	2342	C	C2'-C1'	-11.20	1.41	1.53
67	B1	1036	C	C2'-C1'	-11.20	1.41	1.53
67	B1	2309	C	O4'-C1'	11.20	1.56	1.41
21	A2	766	G	C2'-C1'	-11.19	1.41	1.53
68	B3	24	C	O4'-C1'	11.19	1.56	1.41
21	A2	144	G	P-O5'	-11.18	1.48	1.59
21	A2	676	G	O4'-C1'	11.18	1.56	1.41
67	B1	1682	C	O4'-C1'	11.17	1.56	1.41
21	A2	1021	C	C2'-C1'	-11.17	1.41	1.53
67	B1	1684	C	O4'-C1'	11.16	1.56	1.41
67	B1	907	C	O4'-C1'	11.16	1.56	1.41
21	A2	1010	G	O4'-C1'	11.16	1.56	1.41
67	B1	740	C	C2'-C1'	-11.16	1.41	1.53
21	A2	736	A	O4'-C1'	-11.15	1.27	1.41
67	B1	911	G	C2'-C1'	-11.15	1.41	1.53
67	B1	2984	A	O4'-C1'	11.15	1.56	1.41
67	B1	478	C	O4'-C1'	11.14	1.56	1.41
67	B1	1873	G	C2'-C1'	-11.14	1.41	1.53
21	A2	313	G	C2'-C1'	-11.13	1.41	1.53
68	B3	25	A	O4'-C1'	11.13	1.56	1.41
67	B1	1526	G	C2'-C1'	-11.12	1.41	1.53
21	A2	202	G	C2'-C1'	11.12	1.65	1.53
67	B1	277	A	O4'-C1'	11.12	1.56	1.41
27	A0	66	C	O4'-C1'	11.12	1.56	1.41
67	B1	2298	C	O4'-C1'	11.12	1.56	1.41
21	A2	90	C	C2'-C1'	-11.11	1.41	1.53
21	A2	473	A	C3'-C2'	11.11	1.65	1.52
67	B1	140	C	C2'-C1'	-11.11	1.41	1.53
21	A2	1494	C	C2'-C1'	-11.11	1.41	1.53
67	B1	674	G	C2'-C1'	-11.11	1.41	1.53
67	B1	855	G	C2'-C1'	11.11	1.65	1.53

*Continued on next page...*

*Continued from previous page...*

Mol	Chain	Res	Type	Atoms	Z	Observed(Å)	Ideal(Å)
67	B1	886	G	O4'-C1'	-11.10	1.27	1.41
67	B1	2172	G	O4'-C1'	-11.10	1.27	1.41
67	B1	3031	U	O4'-C1'	11.10	1.56	1.41
67	B1	2959	A	O4'-C1'	11.10	1.56	1.41
67	B1	780	G	P-O5'	-11.10	1.48	1.59
67	B1	2758	G	O4'-C1'	-11.10	1.27	1.41
68	B3	93	G	C2'-C1'	-11.09	1.41	1.53
67	B1	465	C	O4'-C1'	11.09	1.56	1.41
67	B1	2378	C	C2'-C1'	-11.09	1.41	1.53
67	B1	2819	C	C2'-C1'	-11.09	1.41	1.53
21	A2	550	G	C2'-C1'	-11.09	1.41	1.53
67	B1	63	A	O4'-C1'	11.08	1.56	1.41
67	B1	2102	A	C2'-C1'	-11.08	1.41	1.53
67	B1	179	A	C2'-C1'	-11.08	1.41	1.53
21	A2	271	G	O4'-C1'	11.08	1.56	1.41
21	A2	520	G	C2'-C1'	11.08	1.65	1.53
21	A2	670	C	C4'-C3'	11.08	1.65	1.53
67	B1	644	G	C2'-C1'	-11.07	1.41	1.53
67	B1	2440	C	O4'-C1'	11.07	1.56	1.41
21	A2	1171	G	C2'-C1'	11.06	1.65	1.53
67	B1	1568	A	P-OP2	11.06	1.67	1.49
67	B1	2111	C	C2'-C1'	-11.06	1.41	1.53
11	A1	11	C	C2'-C1'	-11.06	1.41	1.53
67	B1	318	G	C4'-C3'	11.06	1.65	1.53
21	A2	49	C	C2'-C1'	-11.05	1.41	1.53
21	A2	1088	U	C2'-C1'	-11.05	1.41	1.53
21	A2	1116	G	C2'-C1'	-11.05	1.41	1.53
67	B1	171	A	O4'-C1'	11.05	1.56	1.41
21	A2	1412	A	O4'-C1'	11.05	1.56	1.41
67	B1	2577	U	C2'-C1'	-11.05	1.41	1.53
67	B1	576	G	C2'-C1'	-11.04	1.41	1.53
67	B1	631	G	C2'-C1'	-11.04	1.41	1.53
67	B1	950	G	C2'-C1'	-11.04	1.41	1.53
67	B1	3014	U	O4'-C1'	-11.04	1.27	1.41
67	B1	2574	G	O4'-C1'	11.04	1.55	1.41
21	A2	1313	G	C2'-C1'	-11.03	1.41	1.53
67	B1	835	G	O4'-C1'	11.03	1.55	1.41
67	B1	2588	C	O4'-C1'	11.03	1.55	1.41
67	B1	1742	C	O4'-C1'	11.03	1.55	1.41
67	B1	2511	C	C2'-C1'	-11.02	1.41	1.53
67	B1	320	C	O4'-C1'	11.02	1.55	1.41
67	B1	438	G	C2'-C1'	-11.01	1.41	1.53

*Continued on next page...*

*Continued from previous page...*

Mol	Chain	Res	Type	Atoms	Z	Observed(Å)	Ideal(Å)
21	A2	1139	A	C2'-C1'	-11.01	1.41	1.53
67	B1	2806	A	C2'-C1'	-11.01	1.41	1.53
67	B1	2963	G	C2'-C1'	11.01	1.65	1.53
67	B1	895	C	O4'-C1'	11.01	1.55	1.41
67	B1	1357	G	C2'-C1'	11.01	1.65	1.53
67	B1	1502	C	C2'-C1'	-11.00	1.41	1.53
21	A2	1488	C	O4'-C1'	11.00	1.55	1.41
21	A2	1387	C	C2'-C1'	-11.00	1.41	1.53
67	B1	743	A	O4'-C1'	11.00	1.55	1.41
67	B1	1003	C	O4'-C1'	10.99	1.55	1.41
67	B1	1020	G	C2'-C1'	-10.99	1.41	1.53
68	B3	96	C	O4'-C1'	10.99	1.55	1.41
21	A2	600	C	O4'-C1'	10.99	1.55	1.41
21	A2	139	C	C2'-C1'	-10.99	1.41	1.53
67	B1	1136	G	O4'-C1'	-10.99	1.27	1.41
67	B1	2614	C	O4'-C1'	10.99	1.55	1.41
27	A0	72	C	O4'-C1'	10.99	1.55	1.41
21	A2	1071	C	C2'-C1'	-10.99	1.41	1.53
67	B1	465	C	C2'-C1'	-10.99	1.41	1.53
21	A2	408	C	O4'-C1'	10.98	1.55	1.41
67	B1	1052	G	C2'-C1'	-10.98	1.41	1.53
21	A2	1376	C	O4'-C1'	10.97	1.55	1.41
21	A2	93	A	C2'-C1'	-10.97	1.41	1.53
21	A2	1345	G	O4'-C1'	-10.96	1.27	1.41
21	A2	908	G	C2'-C1'	-10.96	1.41	1.53
67	B1	1047	A	C2'-C1'	10.96	1.65	1.53
21	A2	977	G	C2'-C1'	-10.96	1.41	1.53
67	B1	1422	G	C2'-C1'	-10.96	1.41	1.53
67	B1	2160	C	O4'-C1'	10.96	1.55	1.41
21	A2	538	C	O4'-C1'	10.96	1.55	1.41
21	A2	796	C	O4'-C1'	10.96	1.55	1.41
67	B1	2181	G	C2'-C1'	-10.95	1.41	1.53
68	B3	25	A	C2'-C1'	-10.95	1.41	1.53
21	A2	1180	G	O4'-C1'	10.95	1.55	1.41
67	B1	1274	G	C2'-C1'	-10.95	1.41	1.53
21	A2	1484	C	O4'-C1'	-10.95	1.27	1.41
67	B1	1196	A	C2'-C1'	10.94	1.65	1.53
67	B1	1432	C	C2'-C1'	-10.94	1.41	1.53
67	B1	1670	A	C5'-C4'	10.94	1.64	1.51
67	B1	1261	C	C2'-C1'	-10.94	1.41	1.53
68	B3	107	G	O4'-C1'	-10.94	1.27	1.41
67	B1	1067	G	C2'-C1'	-10.93	1.41	1.53

*Continued on next page...*



*Continued from previous page...*

Mol	Chain	Res	Type	Atoms	Z	Observed(Å)	Ideal(Å)
67	B1	2726	G	C2'-C1'	-10.93	1.41	1.53
67	B1	1445	G	C5'-C4'	10.93	1.64	1.51
67	B1	2029	C	C2'-C1'	-10.93	1.41	1.53
21	A2	1191	G	C2'-C1'	-10.93	1.41	1.53
67	B1	2492	G	O4'-C1'	-10.93	1.27	1.41
68	B3	45	C	C2'-C1'	10.93	1.65	1.53
67	B1	1695	G	O4'-C1'	10.93	1.55	1.41
67	B1	2522	C	C2'-C1'	10.93	1.65	1.53
67	B1	2591	A	O4'-C1'	10.93	1.55	1.41
67	B1	141	C	O4'-C1'	10.92	1.55	1.41
11	A1	46	U	C2'-C1'	10.91	1.65	1.53
21	A2	584	C	C2'-C1'	-10.91	1.41	1.53
21	A2	490	C	O4'-C1'	10.90	1.55	1.41
67	B1	2517	U	C2'-C1'	-10.90	1.41	1.53
21	A2	18	C	C2'-C1'	-10.90	1.41	1.53
21	A2	1126	G	C2'-C1'	-10.89	1.41	1.53
67	B1	2421	A	O4'-C1'	10.89	1.55	1.41
67	B1	2125	C	C2'-C1'	-10.89	1.41	1.53
67	B1	955	A	O4'-C1'	-10.88	1.27	1.41
67	B1	1624	U	C4'-C3'	10.88	1.65	1.53
21	A2	1332	C	O4'-C1'	10.88	1.55	1.41
67	B1	555	G	C2'-C1'	-10.88	1.41	1.53
67	B1	1118	A	O4'-C1'	10.88	1.55	1.41
67	B1	945	U	C2'-C1'	-10.88	1.41	1.53
67	B1	2445	G	C2'-C1'	-10.87	1.41	1.53
67	B1	1140	C	O4'-C1'	10.87	1.55	1.41
67	B1	519	A	O4'-C1'	10.87	1.55	1.41
21	A2	1230	G	C2'-C1'	-10.87	1.41	1.53
67	B1	1111	G	O4'-C1'	10.87	1.55	1.41
21	A2	614	G	C2'-C1'	-10.86	1.41	1.53
67	B1	2220	C	O4'-C1'	10.86	1.55	1.41
67	B1	2765	C	O4'-C1'	10.86	1.55	1.41
21	A2	1188	C	O4'-C1'	10.86	1.55	1.41
67	B1	2866	A	O4'-C1'	10.86	1.55	1.41
21	A2	62	G	O4'-C1'	10.85	1.55	1.41
67	B1	924	A	O4'-C1'	-10.85	1.27	1.41
67	B1	728	A	C2'-C1'	-10.85	1.41	1.53
21	A2	219	C	C2'-C1'	-10.85	1.41	1.53
67	B1	1148	C	O4'-C1'	10.84	1.55	1.41
21	A2	441	U	O4'-C1'	10.84	1.55	1.41
67	B1	2812	U	C2'-C1'	-10.83	1.41	1.53
21	A2	1476	C	C2'-C1'	-10.83	1.41	1.53

*Continued on next page...*

*Continued from previous page...*

Mol	Chain	Res	Type	Atoms	Z	Observed(Å)	Ideal(Å)
67	B1	2146	C	C2'-C1'	-10.83	1.41	1.53
67	B1	395	G	C2'-C1'	-10.83	1.41	1.53
21	A2	1232	G	C2'-C1'	-10.83	1.41	1.53
67	B1	1713	G	O4'-C1'	10.83	1.55	1.41
21	A2	241	U	O4'-C1'	10.82	1.55	1.41
67	B1	1510	U	C2'-C1'	10.82	1.65	1.53
67	B1	836	U	C2'-C1'	-10.82	1.41	1.53
67	B1	33	U	O4'-C1'	10.82	1.55	1.41
67	B1	446	G	O4'-C1'	10.82	1.55	1.41
67	B1	1509	C	C2'-C1'	-10.82	1.41	1.53
67	B1	2795	G	C2'-C1'	-10.82	1.41	1.53
67	B1	2356	U	C2'-C1'	10.80	1.65	1.53
67	B1	2960	G	C2'-C1'	-10.80	1.41	1.53
21	A2	594	A	O4'-C1'	10.79	1.55	1.41
67	B1	612	G	O4'-C1'	-10.79	1.27	1.41
21	A2	509	C	O4'-C1'	10.79	1.55	1.41
67	B1	1925	A	C2'-C1'	-10.79	1.41	1.53
67	B1	1699	U	O4'-C1'	10.79	1.55	1.41
67	B1	998	G	C2'-C1'	10.79	1.65	1.53
68	B3	66	A	C2'-C1'	-10.79	1.41	1.53
67	B1	1961	G	C2'-C1'	10.78	1.65	1.53
21	A2	1352	G	O4'-C1'	10.78	1.55	1.41
67	B1	341	U	O4'-C1'	10.77	1.55	1.41
67	B1	1534	G	C2'-C1'	-10.77	1.41	1.53
67	B1	1975	C	C2'-C1'	10.77	1.65	1.53
67	B1	2790	C	C2'-C1'	-10.77	1.41	1.53
21	A2	325	A	C4'-C3'	10.77	1.65	1.53
21	A2	725	C	O4'-C1'	10.77	1.55	1.41
21	A2	1417	A	C2'-C1'	-10.77	1.41	1.53
67	B1	2465	A	O4'-C1'	10.77	1.55	1.41
67	B1	1464	A	O4'-C1'	10.76	1.55	1.41
67	B1	2435	G	O4'-C1'	-10.76	1.27	1.41
67	B1	1126	C	O4'-C1'	10.76	1.55	1.41
21	A2	54	C	O4'-C1'	10.76	1.55	1.41
67	B1	1926	A	O4'-C1'	10.76	1.55	1.41
67	B1	2227	G	P-O5'	-10.76	1.49	1.59
67	B1	1480	G	O4'-C1'	10.76	1.55	1.41
21	A2	789	G	C2'-C1'	10.75	1.65	1.53
67	B1	2059	G	O4'-C1'	10.75	1.55	1.41
67	B1	2202	U	O4'-C1'	10.75	1.55	1.41
21	A2	336	C	O4'-C1'	10.74	1.55	1.41
67	B1	663	A	P-O5'	-10.74	1.49	1.59

*Continued on next page...*

*Continued from previous page...*

Mol	Chain	Res	Type	Atoms	Z	Observed(Å)	Ideal(Å)
21	A2	820	G	C2'-C1'	-10.73	1.41	1.53
21	A2	873	A	O4'-C1'	10.73	1.55	1.41
67	B1	744	G	O4'-C1'	10.73	1.55	1.41
67	B1	2028	G	O4'-C1'	10.73	1.55	1.41
21	A2	1374	C	O4'-C1'	10.73	1.55	1.41
67	B1	2246	G	P-O5'	-10.73	1.49	1.59
21	A2	389	G	C2'-C1'	-10.73	1.41	1.53
21	A2	904	G	C2'-C1'	10.73	1.65	1.53
21	A2	1295	C	O3'-P	-10.73	1.48	1.61
67	B1	114	C	O4'-C1'	10.73	1.55	1.41
67	B1	2952	C	O4'-C1'	10.73	1.55	1.41
67	B1	1654	G	O3'-P	-10.72	1.48	1.61
67	B1	1870	G	C2'-C1'	-10.72	1.41	1.53
67	B1	2617	G	C2'-C1'	-10.72	1.41	1.53
21	A2	1088	U	O4'-C1'	10.71	1.55	1.41
67	B1	2007	C	C2'-C1'	-10.71	1.41	1.53
67	B1	1997	C	C2'-C1'	-10.71	1.41	1.53
21	A2	1093	C	C2'-C1'	10.70	1.65	1.53
67	B1	1181	C	O4'-C1'	10.70	1.55	1.41
67	B1	2915	U	O4'-C1'	10.71	1.55	1.41
67	B1	789	G	C2'-C1'	-10.70	1.41	1.53
67	B1	2719	G	O4'-C1'	10.70	1.55	1.41
67	B1	2392	A	C2'-C1'	-10.70	1.41	1.53
67	B1	2797	C	O4'-C1'	-10.70	1.27	1.41
67	B1	3046	C	O4'-C1'	10.70	1.55	1.41
21	A2	38	G	C2'-C1'	-10.70	1.41	1.53
67	B1	789	G	C5'-C4'	10.69	1.64	1.51
67	B1	2870	A	O4'-C1'	10.70	1.55	1.41
67	B1	2891	A	O4'-C1'	10.70	1.55	1.41
67	B1	1671	A	C2'-C1'	10.69	1.65	1.53
21	A2	283	U	C2'-C1'	-10.69	1.41	1.53
21	A2	32	A	O4'-C1'	-10.69	1.27	1.41
21	A2	1426	C	O4'-C1'	10.69	1.55	1.41
67	B1	408	C	O4'-C1'	10.69	1.55	1.41
67	B1	1668	G	C2'-C1'	-10.69	1.41	1.53
21	A2	1110	U	O4'-C1'	10.69	1.55	1.41
21	A2	103	A	C2'-C1'	10.68	1.65	1.53
21	A2	1107	C	O4'-C1'	10.67	1.55	1.41
67	B1	1587	A	C2'-C1'	-10.67	1.41	1.53
67	B1	2297	C	O4'-C1'	10.67	1.55	1.41
67	B1	391	C	O4'-C1'	10.67	1.55	1.41
21	A2	14	C	O4'-C1'	10.67	1.55	1.41

*Continued on next page...*

*Continued from previous page...*

Mol	Chain	Res	Type	Atoms	Z	Observed(Å)	Ideal(Å)
21	A2	835	C	O4'-C1'	10.67	1.55	1.41
67	B1	700	A	P-O5'	-10.67	1.49	1.59
67	B1	1638	C	O4'-C1'	10.67	1.55	1.41
67	B1	782	G	O4'-C1'	10.66	1.55	1.41
67	B1	203	G	O4'-C1'	10.66	1.55	1.41
67	B1	476	C	O4'-C1'	10.66	1.55	1.41
67	B1	2571	G	C2'-C1'	10.66	1.65	1.53
67	B1	2708	U	O4'-C1'	10.66	1.55	1.41
67	B1	1852	U	C2'-C1'	-10.66	1.41	1.53
67	B1	2463	G	C2'-C1'	-10.66	1.41	1.53
21	A2	828	U	C4'-C3'	10.66	1.64	1.53
67	B1	583	A	C2'-C1'	10.66	1.65	1.53
21	A2	157	A	C2'-C1'	10.65	1.65	1.53
21	A2	298	C	P-O5'	-10.65	1.49	1.59
67	B1	1295	G	O4'-C1'	10.65	1.55	1.41
67	B1	1330	G	C2'-C1'	-10.65	1.41	1.53
67	B1	1647	C	C2'-C1'	-10.65	1.41	1.53
67	B1	2500	G	C2'-C1'	10.65	1.65	1.53
67	B1	1871	C	O4'-C1'	10.64	1.55	1.41
21	A2	47	A	O4'-C1'	10.64	1.55	1.41
67	B1	3009	C	C2'-C1'	-10.64	1.41	1.53
67	B1	1341	U	O4'-C1'	10.64	1.55	1.41
67	B1	33	U	C2'-C1'	-10.63	1.41	1.53
67	B1	679	U	C4'-C3'	10.63	1.64	1.53
67	B1	373	G	O4'-C1'	10.63	1.55	1.41
21	A2	1074	C	O4'-C1'	10.62	1.55	1.41
21	A2	1359	C	O4'-C1'	10.62	1.55	1.41
67	B1	2591	A	C2'-C1'	-10.62	1.41	1.53
67	B1	746	C	O4'-C1'	10.62	1.55	1.41
67	B1	443	C	O4'-C1'	10.62	1.55	1.41
67	B1	1033	C	C2'-C1'	10.62	1.65	1.53
21	A2	1156	A	C2'-C1'	10.62	1.65	1.53
21	A2	1478	A	C2'-C1'	-10.62	1.41	1.53
67	B1	1822	G	O4'-C1'	-10.61	1.27	1.41
67	B1	3017	U	O4'-C1'	10.61	1.55	1.41
67	B1	881	G	C5'-C4'	10.61	1.64	1.51
67	B1	1684	C	C2'-C1'	-10.61	1.41	1.53
67	B1	2851	A	O4'-C1'	-10.61	1.27	1.41
21	A2	207	G	C2'-C1'	10.60	1.65	1.53
21	A2	938	C	O4'-C1'	10.60	1.55	1.41
21	A2	1322	C	C2'-C1'	-10.60	1.41	1.53
21	A2	1480	G	O4'-C1'	-10.60	1.27	1.41

*Continued on next page...*

*Continued from previous page...*

Mol	Chain	Res	Type	Atoms	Z	Observed(Å)	Ideal(Å)
21	A2	1435	G	O4'-C1'	10.59	1.55	1.41
67	B1	2245	C	C2'-C1'	-10.59	1.41	1.53
21	A2	897	A	O4'-C1'	10.59	1.55	1.41
67	B1	2615	U	C2'-C1'	-10.58	1.41	1.53
21	A2	17	C	C2'-C1'	-10.57	1.41	1.53
67	B1	495	U	O4'-C1'	10.57	1.55	1.41
67	B1	1106	C	O4'-C1'	10.57	1.55	1.41
67	B1	1947	A	C2'-C1'	-10.57	1.41	1.53
67	B1	2037	A	C2'-C1'	10.57	1.65	1.53
21	A2	1161	A	C2'-C1'	-10.57	1.41	1.53
21	A2	877	A	O4'-C1'	10.56	1.55	1.41
67	B1	2090	A	O4'-C1'	10.56	1.55	1.41
21	A2	89	G	C2'-C1'	-10.56	1.41	1.53
21	A2	617	A	C2'-C1'	10.56	1.65	1.53
21	A2	348	C	O4'-C1'	10.56	1.55	1.41
67	B1	2120	C	O4'-C1'	10.55	1.55	1.41
21	A2	1316	U	O4'-C1'	10.55	1.55	1.41
21	A2	1323	A	C2'-C1'	-10.55	1.41	1.53
67	B1	2669	U	C5'-C4'	10.54	1.64	1.51
21	A2	566	C	C2'-C1'	-10.54	1.41	1.53
67	B1	739	C	C2'-C1'	-10.54	1.41	1.53
68	B3	18	G	C2'-C1'	-10.54	1.41	1.53
67	B1	977	C	C2'-C1'	-10.54	1.41	1.53
67	B1	686	C	C2'-C1'	-10.54	1.41	1.53
21	A2	242	A	C2'-C1'	10.53	1.65	1.53
21	A2	723	G	O4'-C1'	10.53	1.55	1.41
27	A0	55	U	C2'-C1'	10.53	1.65	1.53
67	B1	682	G	O4'-C1'	-10.53	1.27	1.41
67	B1	521	C	C2'-C1'	-10.53	1.41	1.53
67	B1	1483	U	O4'-C1'	10.53	1.55	1.41
67	B1	2767	C	O4'-C1'	10.53	1.55	1.41
21	A2	518	U	O4'-C1'	10.52	1.55	1.41
21	A2	1448	A	O4'-C1'	-10.52	1.27	1.41
68	B3	32	C	O4'-C1'	10.52	1.55	1.41
67	B1	812	C	C2'-C1'	-10.52	1.41	1.53
67	B1	2354	A	C2'-C1'	-10.52	1.41	1.53
67	B1	371	U	O3'-P	-10.52	1.48	1.61
67	B1	2059	G	C2'-C1'	-10.52	1.41	1.53
67	B1	2770	A	C2'-C1'	-10.52	1.41	1.53
68	B3	6	G	O4'-C1'	10.51	1.55	1.41
67	B1	1230	G	O4'-C1'	10.51	1.55	1.41
21	A2	318	C	O4'-C1'	10.51	1.55	1.41

*Continued on next page...*

*Continued from previous page...*

Mol	Chain	Res	Type	Atoms	Z	Observed(Å)	Ideal(Å)
21	A2	1055	C	O4'-C1'	10.51	1.55	1.41
67	B1	632	G	C2'-C1'	-10.51	1.41	1.53
21	A2	167	G	C2'-C1'	-10.51	1.41	1.53
67	B1	946	U	C2'-C1'	-10.51	1.41	1.53
21	A2	470	G	C2'-C1'	10.50	1.65	1.53
67	B1	742	C	O4'-C1'	10.50	1.55	1.41
21	A2	919	U	O4'-C1'	10.50	1.55	1.41
21	A2	1458	A	O4'-C1'	10.50	1.55	1.41
67	B1	672	C	O4'-C1'	10.50	1.55	1.41
11	A1	47	G	O4'-C1'	-10.49	1.28	1.41
67	B1	1665	G	O4'-C1'	10.49	1.55	1.41
67	B1	2914	U	C2'-C1'	10.49	1.64	1.53
21	A2	227	C	O4'-C1'	10.49	1.55	1.41
67	B1	1797	A	O4'-C1'	10.49	1.55	1.41
67	B1	946	U	O4'-C1'	10.48	1.55	1.41
67	B1	2904	U	C2'-C1'	-10.48	1.41	1.53
67	B1	2966	C	C2'-C1'	-10.48	1.41	1.53
21	A2	81	C	C2'-C1'	-10.48	1.41	1.53
21	A2	383	C	O4'-C1'	10.48	1.55	1.41
21	A2	1202	G	O4'-C1'	10.47	1.55	1.41
67	B1	1965	C	C2'-C1'	-10.47	1.41	1.53
67	B1	2850	G	O4'-C1'	10.47	1.55	1.41
67	B1	3037	G	C2'-C1'	10.47	1.64	1.53
21	A2	487	U	C5'-C4'	10.47	1.64	1.51
21	A2	272	C	C2'-C1'	-10.47	1.41	1.53
21	A2	1270	C	C2'-C1'	10.47	1.64	1.53
27	A0	50	C	O4'-C1'	10.46	1.55	1.41
67	B1	151	G	O4'-C1'	10.46	1.55	1.41
67	B1	515	G	C2'-C1'	10.46	1.64	1.53
21	A2	1054	A	C2'-C1'	-10.46	1.41	1.53
67	B1	766	G	O4'-C1'	10.46	1.55	1.41
67	B1	226	C	C2'-C1'	-10.46	1.41	1.53
67	B1	148	C	C2'-C1'	-10.45	1.41	1.53
67	B1	354	G	O4'-C1'	-10.45	1.28	1.41
67	B1	988	C	O4'-C1'	10.45	1.55	1.41
67	B1	2652	G	O4'-C1'	-10.45	1.28	1.41
21	A2	1143	G	C2'-C1'	10.45	1.64	1.53
67	B1	2707	G	O4'-C1'	10.45	1.55	1.41
21	A2	1432	U	O4'-C1'	10.45	1.55	1.41
67	B1	1938	G	C4'-C3'	10.45	1.64	1.53
21	A2	849	U	O4'-C1'	10.44	1.55	1.41
11	A1	11	C	O4'-C1'	10.44	1.55	1.41

*Continued on next page...*

*Continued from previous page...*

Mol	Chain	Res	Type	Atoms	Z	Observed(Å)	Ideal(Å)
67	B1	651	C	O4'-C1'	10.43	1.55	1.41
67	B1	1573	A	C5'-C4'	10.43	1.63	1.51
21	A2	215	C	O4'-C1'	10.43	1.55	1.41
21	A2	1142	G	C2'-C1'	-10.43	1.41	1.53
67	B1	21	C	O4'-C1'	10.43	1.55	1.41
67	B1	235	G	C2'-C1'	-10.43	1.41	1.53
67	B1	2135	C	C2'-C1'	-10.43	1.41	1.53
21	A2	1089	C	O4'-C1'	10.42	1.55	1.41
67	B1	1844	C	O4'-C1'	10.42	1.55	1.41
67	B1	497	G	C2'-C1'	-10.42	1.41	1.53
21	A2	826	C	O4'-C1'	10.42	1.55	1.41
21	A2	1175	C	O4'-C1'	10.41	1.55	1.41
67	B1	1378	G	C5'-C4'	10.40	1.63	1.51
67	B1	1865	U	O4'-C1'	-10.40	1.28	1.41
67	B1	693	G	O4'-C1'	-10.40	1.28	1.41
67	B1	2991	C	O4'-C1'	10.40	1.55	1.41
67	B1	922	C	C2'-C1'	-10.39	1.42	1.53
67	B1	485	G	C4'-C3'	-10.39	1.41	1.53
21	A2	188	C	O4'-C1'	10.39	1.55	1.41
67	B1	275	C	O4'-C1'	10.39	1.55	1.41
67	B1	1519	G	C2'-C1'	10.38	1.64	1.53
67	B1	1549	C	O4'-C1'	10.38	1.55	1.41
67	B1	1477	C	C2'-C1'	-10.38	1.42	1.53
67	B1	2464	G	C2'-C1'	10.38	1.64	1.53
21	A2	489	C	O4'-C1'	10.38	1.55	1.41
27	A0	27	C	O4'-C1'	10.38	1.55	1.41
67	B1	669	G	C2'-C1'	-10.38	1.42	1.53
67	B1	2080	G	C2'-C1'	-10.38	1.42	1.53
21	A2	592	G	C2'-C1'	10.38	1.64	1.53
67	B1	1553	G	O4'-C1'	-10.37	1.28	1.41
11	A1	49	C	C2'-C1'	10.37	1.64	1.53
67	B1	1311	C	C2'-C1'	-10.37	1.42	1.53
67	B1	1865	U	C5'-C4'	10.37	1.63	1.51
67	B1	2229	G	O4'-C1'	10.37	1.55	1.41
67	B1	1539	U	C2'-C1'	10.36	1.64	1.53
67	B1	2565	A	O4'-C1'	10.36	1.55	1.41
67	B1	1103	C	O4'-C1'	10.36	1.55	1.41
67	B1	2844	G	O4'-C1'	10.36	1.55	1.41
21	A2	1376	C	C2'-C1'	-10.35	1.42	1.53
67	B1	2277	G	P-O5'	-10.35	1.49	1.59
67	B1	2792	G	O4'-C1'	10.35	1.55	1.41
21	A2	1358	A	C2'-C1'	10.35	1.64	1.53

*Continued on next page...*

*Continued from previous page...*

Mol	Chain	Res	Type	Atoms	Z	Observed(Å)	Ideal(Å)
21	A2	809	C	O4'-C1'	10.34	1.55	1.41
21	A2	623	C	C2'-C1'	-10.34	1.42	1.53
67	B1	742	C	C2'-C1'	-10.34	1.42	1.53
21	A2	466	C	O4'-C1'	10.34	1.55	1.41
21	A2	693	C	O4'-C1'	10.33	1.55	1.41
67	B1	183	G	C2'-C1'	-10.33	1.42	1.53
67	B1	485	G	O4'-C1'	10.33	1.55	1.41
67	B1	1743	G	C2'-C1'	10.33	1.64	1.53
67	B1	3040	G	O4'-C1'	10.33	1.55	1.41
67	B1	1149	C	O4'-C1'	10.33	1.55	1.41
67	B1	991	U	O4'-C1'	10.32	1.55	1.41
67	B1	2932	C	O4'-C1'	10.32	1.55	1.41
21	A2	1269	G	O4'-C1'	10.32	1.55	1.41
21	A2	702	G	C2'-C1'	-10.31	1.42	1.53
21	A2	1022	U	C2'-C1'	10.31	1.64	1.53
27	A0	27	C	C2'-C1'	-10.31	1.42	1.53
17	AO	145	ARG	NE-CZ	10.31	1.46	1.33
67	B1	2655	C	C2'-C1'	-10.31	1.42	1.53
67	B1	268	C	C2'-C1'	-10.31	1.42	1.53
67	B1	2898	G	C2'-C1'	-10.31	1.42	1.53
21	A2	1418	G	O4'-C1'	10.31	1.55	1.41
21	A2	1416	C	C2'-C1'	10.30	1.64	1.53
21	A2	1478	A	O4'-C1'	10.30	1.55	1.41
21	A2	637	G	C2'-C1'	-10.30	1.42	1.53
67	B1	561	C	O4'-C1'	10.30	1.55	1.41
67	B1	2292	A	C2'-C1'	-10.30	1.42	1.53
27	A0	69	C	C2'-C1'	-10.30	1.42	1.53
21	A2	242	A	O4'-C1'	-10.29	1.28	1.41
67	B1	2925	C	O4'-C1'	10.29	1.55	1.41
67	B1	3007	A	C2'-C1'	10.29	1.64	1.53
21	A2	1102	A	C2'-C1'	-10.29	1.42	1.53
21	A2	474	G	O4'-C1'	10.28	1.55	1.41
21	A2	582	G	O4'-C1'	10.28	1.55	1.41
21	A2	1209	C	O4'-C1'	10.28	1.55	1.41
67	B1	2635	C	C2'-C1'	-10.28	1.42	1.53
21	A2	472	C	O4'-C1'	10.27	1.55	1.41
67	B1	1218	C	C2'-C1'	-10.27	1.42	1.53
67	B1	2390	G	C2'-C1'	10.27	1.64	1.53
27	A0	29	G	C2'-C1'	-10.27	1.42	1.53
67	B1	1262	C	O4'-C1'	10.27	1.54	1.41
67	B1	42	G	O4'-C1'	10.26	1.54	1.41
67	B1	2762	G	O4'-C1'	10.26	1.54	1.41

*Continued on next page...*



*Continued from previous page...*

Mol	Chain	Res	Type	Atoms	Z	Observed(Å)	Ideal(Å)
67	B1	2042	A	O4'-C1'	-10.26	1.28	1.41
11	A1	35	G	C2'-C1'	-10.26	1.42	1.53
67	B1	1325	A	O4'-C1'	10.26	1.54	1.41
21	A2	477	G	O4'-C1'	10.25	1.54	1.41
67	B1	86	G	C2'-C1'	-10.25	1.42	1.53
67	B1	1180	G	O4'-C1'	10.24	1.54	1.41
21	A2	543	C	O4'-C1'	10.24	1.54	1.41
21	A2	747	U	C2'-C1'	10.24	1.64	1.53
21	A2	808	C	O4'-C1'	10.23	1.54	1.41
67	B1	687	C	O4'-C1'	10.23	1.54	1.41
67	B1	2549	A	O4'-C1'	10.23	1.54	1.41
67	B1	1632	U	C2'-C1'	10.23	1.64	1.53
67	B1	2431	C	C2'-C1'	-10.23	1.42	1.53
67	B1	885	A	O4'-C1'	10.23	1.54	1.41
67	B1	1483	U	C5'-C4'	10.23	1.63	1.51
67	B1	2781	A	O4'-C1'	10.23	1.54	1.41
67	B1	308	C	O4'-C1'	10.22	1.54	1.41
21	A2	1090	C	C2'-C1'	-10.22	1.42	1.53
67	B1	806	C	O4'-C1'	10.22	1.54	1.41
67	B1	1829	C	O4'-C1'	10.22	1.54	1.41
67	B1	809	A	O4'-C1'	-10.21	1.28	1.41
67	B1	2104	G	C2'-C1'	-10.21	1.42	1.53
21	A2	711	U	O4'-C1'	10.21	1.54	1.41
67	B1	1211	C	C2'-C1'	10.21	1.64	1.53
68	B3	8	C	O4'-C1'	10.21	1.54	1.41
21	A2	1338	C	O4'-C1'	10.21	1.54	1.41
67	B1	2145	G	O4'-C1'	-10.20	1.28	1.41
67	B1	2560	G	C4'-C3'	10.21	1.64	1.53
21	A2	210	A	C2'-C1'	-10.20	1.42	1.53
21	A2	1223	C	O4'-C1'	10.20	1.54	1.41
21	A2	939	C	O4'-C1'	10.20	1.54	1.41
21	A2	794	A	O4'-C1'	10.20	1.54	1.41
67	B1	933	G	C2'-C1'	-10.20	1.42	1.53
21	A2	852	G	C2'-C1'	-10.20	1.42	1.53
67	B1	2512	C	O4'-C1'	10.20	1.54	1.41
67	B1	913	G	C2'-C1'	-10.19	1.42	1.53
21	A2	403	C	C2'-C1'	-10.19	1.42	1.53
67	B1	3014	U	C2'-C1'	10.19	1.64	1.53
67	B1	270	C	O4'-C1'	10.19	1.54	1.41
67	B1	437	G	C2'-C1'	10.18	1.64	1.53
67	B1	799	C	O4'-C1'	10.18	1.54	1.41
21	A2	280	C	O4'-C1'	10.18	1.54	1.41

*Continued on next page...*

*Continued from previous page...*

Mol	Chain	Res	Type	Atoms	Z	Observed(Å)	Ideal(Å)
67	B1	1691	U	C2'-C1'	-10.18	1.42	1.53
67	B1	1841	G	C5'-C4'	10.18	1.63	1.51
67	B1	389	C	O4'-C1'	10.17	1.54	1.41
67	B1	1580	G	C2'-C1'	-10.17	1.42	1.53
21	A2	965	G	C2'-C1'	-10.17	1.42	1.53
67	B1	1343	C	C2'-C1'	-10.17	1.42	1.53
67	B1	907	C	C2'-C1'	-10.17	1.42	1.53
21	A2	765	U	C2'-C1'	10.17	1.64	1.53
21	A2	1354	A	C2'-C1'	-10.17	1.42	1.53
21	A2	1445	A	C2'-C1'	-10.16	1.42	1.53
67	B1	1241	C	O4'-C1'	10.16	1.54	1.41
68	B3	21	C	O4'-C1'	10.16	1.54	1.41
11	A1	5	C	P-O5'	-10.16	1.49	1.59
21	A2	258	A	C2'-C1'	-10.16	1.42	1.53
21	A2	1311	C	O4'-C1'	10.16	1.54	1.41
21	A2	239	A	C2'-C1'	-10.15	1.42	1.53
21	A2	779	G	C2'-C1'	-10.15	1.42	1.53
67	B1	351	C	C2'-C1'	10.15	1.64	1.53
21	A2	1077	U	O4'-C1'	10.15	1.54	1.41
67	B1	1329	G	O4'-C1'	10.14	1.54	1.41
67	B1	94	A	O4'-C1'	10.14	1.54	1.41
67	B1	206	A	O4'-C1'	10.14	1.54	1.41
67	B1	3040	G	C2'-C1'	-10.14	1.42	1.53
67	B1	2005	A	C2'-C1'	-10.14	1.42	1.53
21	A2	903	G	O4'-C1'	10.14	1.54	1.41
67	B1	3012	C	C2'-C1'	-10.13	1.42	1.53
11	A1	1	G	C2'-C1'	-10.13	1.42	1.53
67	B1	2569	G	O4'-C1'	10.13	1.54	1.41
21	A2	1225	C	O4'-C1'	10.13	1.54	1.41
21	A2	1266	A	C2'-C1'	-10.13	1.42	1.53
67	B1	1448	G	C2'-C1'	-10.13	1.42	1.53
67	B1	1488	C	O4'-C1'	10.13	1.54	1.41
67	B1	2547	A	C4'-C3'	-10.13	1.42	1.53
67	B1	2989	A	O4'-C1'	10.13	1.54	1.41
67	B1	449	G	O3'-P	-10.12	1.49	1.61
67	B1	2116	G	O4'-C1'	10.12	1.54	1.41
67	B1	2672	A	C4'-C3'	10.12	1.64	1.53
67	B1	365	G	O4'-C1'	-10.12	1.28	1.41
21	A2	668	G	C2'-C1'	-10.12	1.42	1.53
67	B1	2583	G	O4'-C1'	-10.12	1.28	1.41
67	B1	3006	G	O4'-C1'	10.12	1.54	1.41
21	A2	165	U	C2'-C1'	-10.11	1.42	1.53

*Continued on next page...*

*Continued from previous page...*

Mol	Chain	Res	Type	Atoms	Z	Observed(Å)	Ideal(Å)
67	B1	1035	G	P-O5'	-10.11	1.49	1.59
21	A2	523	C	P-O5'	-10.11	1.49	1.59
67	B1	43	G	C2'-C1'	10.11	1.64	1.53
67	B1	554	C	O4'-C1'	10.11	1.54	1.41
67	B1	1839	U	C2'-C1'	10.11	1.64	1.53
67	B1	2517	U	O4'-C1'	10.11	1.54	1.41
67	B1	407	A	C2'-C1'	-10.10	1.42	1.53
67	B1	1206	A	C2'-C1'	-10.10	1.42	1.53
67	B1	2341	G	O3'-P	-10.10	1.49	1.61
21	A2	11	A	C2'-C1'	-10.10	1.42	1.53
67	B1	802	G	O4'-C1'	10.10	1.54	1.41
67	B1	2675	C	O4'-C1'	10.10	1.54	1.41
67	B1	1396	A	C2'-C1'	10.09	1.64	1.53
67	B1	2548	A	C2'-C1'	10.09	1.64	1.53
21	A2	814	C	O4'-C1'	10.09	1.54	1.41
67	B1	137	A	O4'-C1'	10.09	1.54	1.41
21	A2	1492	U	C2'-C1'	-10.08	1.42	1.53
67	B1	967	G	C2'-C1'	-10.08	1.42	1.53
67	B1	1474	A	O3'-P	-10.08	1.49	1.61
21	A2	1218	C	C2'-C1'	-10.08	1.42	1.53
67	B1	205	A	O4'-C1'	10.08	1.54	1.41
67	B1	2846	A	C2'-C1'	-10.08	1.42	1.53
67	B1	1622	G	C2'-C1'	10.08	1.64	1.53
67	B1	2345	U	O4'-C1'	10.08	1.54	1.41
67	B1	3012	C	O4'-C1'	10.07	1.54	1.41
21	A2	272	C	O4'-C1'	10.07	1.54	1.41
67	B1	1484	U	O4'-C1'	10.07	1.54	1.41
67	B1	192	U	C2'-C1'	-10.07	1.42	1.53
67	B1	1800	G	O4'-C1'	10.07	1.54	1.41
67	B1	1770	A	O4'-C1'	10.06	1.54	1.41
67	B1	1953	U	O4'-C1'	10.06	1.54	1.41
67	B1	2110	C	O4'-C1'	10.06	1.54	1.41
67	B1	3035	C	O3'-P	-10.06	1.49	1.61
67	B1	738	C	O4'-C1'	10.06	1.54	1.41
67	B1	397	G	O4'-C1'	-10.06	1.28	1.41
67	B1	2361	C	C2'-C1'	-10.06	1.42	1.53
67	B1	2540	A	C2'-C1'	-10.06	1.42	1.53
21	A2	232	G	O4'-C1'	10.05	1.54	1.41
21	A2	872	A	C2'-C1'	-10.05	1.42	1.53
67	B1	2306	C	O4'-C1'	10.05	1.54	1.41
67	B1	796	C	C2'-C1'	-10.05	1.42	1.53
67	B1	1339	C	O4'-C1'	10.05	1.54	1.41

*Continued on next page...*

*Continued from previous page...*

Mol	Chain	Res	Type	Atoms	Z	Observed(Å)	Ideal(Å)
67	B1	2566	A	C2'-C1'	10.04	1.64	1.53
67	B1	93	C	O4'-C1'	10.04	1.54	1.41
67	B1	2601	C	O4'-C1'	10.04	1.54	1.41
68	B3	11	A	C2'-C1'	-10.04	1.42	1.53
67	B1	2891	A	C2'-C1'	-10.04	1.42	1.53
21	A2	748	A	C2'-C1'	-10.03	1.42	1.53
67	B1	2655	C	O3'-P	-10.03	1.49	1.61
21	A2	1039	C	O4'-C1'	10.02	1.54	1.41
21	A2	1310	C	C2'-C1'	-10.02	1.42	1.53
21	A2	516	A	O4'-C1'	10.02	1.54	1.41
21	A2	1087	C	O4'-C1'	10.02	1.54	1.41
67	B1	709	A	C2'-C1'	-10.02	1.42	1.53
67	B1	800	G	O4'-C1'	10.02	1.54	1.41
67	B1	2222	C	O4'-C1'	10.02	1.54	1.41
67	B1	2367	C	O4'-C1'	10.02	1.54	1.41
21	A2	1030	U	C2'-C1'	-10.01	1.42	1.53
67	B1	476	C	C5'-C4'	10.01	1.63	1.51
67	B1	2262	C	O4'-C1'	10.01	1.54	1.41
67	B1	2840	C	C2'-C1'	-10.01	1.42	1.53
21	A2	1097	G	C2'-C1'	-10.01	1.42	1.53
67	B1	2235	G	O4'-C1'	10.01	1.54	1.41
67	B1	2919	C	C2'-C1'	-10.01	1.42	1.53
21	A2	1035	C	O4'-C1'	10.00	1.54	1.41
67	B1	1936	C	O4'-C1'	10.00	1.54	1.41
67	B1	997	A	O4'-C1'	10.00	1.54	1.41
21	A2	312	U	O4'-C1'	10.00	1.54	1.41
67	B1	2629	U	O4'-C1'	10.00	1.54	1.41
67	B1	1544	C	O4'-C1'	9.99	1.54	1.41
67	B1	2301	C	O4'-C1'	9.99	1.54	1.41
67	B1	3022	C	O4'-C1'	9.99	1.54	1.41
67	B1	2237	A	C2'-C1'	-9.99	1.42	1.53
67	B1	2463	G	O4'-C1'	9.99	1.54	1.41
67	B1	2510	A	O4'-C1'	9.99	1.54	1.41
21	A2	1221	A	O4'-C1'	9.99	1.54	1.41
67	B1	82	C	O4'-C1'	9.99	1.54	1.41
67	B1	573	G	C2'-C1'	-9.99	1.42	1.53
67	B1	1710	C	O4'-C1'	9.98	1.54	1.41
11	A1	46	U	O4'-C1'	-9.98	1.28	1.41
67	B1	1937	A	C2'-C1'	9.98	1.64	1.53
67	B1	1653	U	O4'-C1'	9.98	1.54	1.41
67	B1	2977	G	C2'-C1'	-9.97	1.42	1.53
67	B1	198	C	O4'-C1'	9.97	1.54	1.41

*Continued on next page...*

*Continued from previous page...*

Mol	Chain	Res	Type	Atoms	Z	Observed(Å)	Ideal(Å)
67	B1	258	C	C2'-C1'	-9.97	1.42	1.53
67	B1	285	C	O4'-C1'	9.97	1.54	1.41
67	B1	2774	C	C5'-C4'	9.97	1.63	1.51
67	B1	1554	G	O4'-C1'	9.97	1.54	1.41
21	A2	1280	C	O4'-C1'	9.96	1.54	1.41
67	B1	1194	G	C2'-C1'	-9.96	1.42	1.53
67	B1	2230	G	C2'-C1'	9.96	1.64	1.53
67	B1	629	G	C2'-C1'	9.95	1.64	1.53
67	B1	1534	G	O3'-P	-9.95	1.49	1.61
67	B1	601	A	C2'-C1'	9.95	1.64	1.53
21	A2	190	C	O4'-C1'	9.95	1.54	1.41
27	A0	28	C	O4'-C1'	9.94	1.54	1.41
67	B1	2991	C	C2'-C1'	-9.94	1.42	1.53
67	B1	769	G	O4'-C1'	9.94	1.54	1.41
67	B1	801	A	C2'-C1'	9.94	1.64	1.53
67	B1	1675	C	O4'-C1'	9.93	1.54	1.41
67	B1	1408	G	C2'-C1'	-9.93	1.42	1.53
67	B1	2928	C	O4'-C1'	9.93	1.54	1.41
67	B1	356	C	C2'-C1'	-9.93	1.42	1.53
67	B1	37	C	O4'-C1'	9.92	1.54	1.41
67	B1	833	G	O4'-C1'	9.92	1.54	1.41
67	B1	65	G	C2'-C1'	-9.92	1.42	1.53
67	B1	2828	G	C2'-C1'	-9.91	1.42	1.53
67	B1	1182	C	C2'-C1'	-9.91	1.42	1.53
67	B1	1415	C	O4'-C1'	9.91	1.54	1.41
21	A2	673	C	O4'-C1'	9.91	1.54	1.41
67	B1	688	G	C2'-C1'	-9.91	1.42	1.53
21	A2	1225	C	C2'-C1'	-9.90	1.42	1.53
67	B1	1511	C	P-O5'	9.90	1.69	1.59
67	B1	2385	G	C2'-C1'	-9.90	1.42	1.53
67	B1	1541	U	O4'-C1'	-9.90	1.28	1.41
67	B1	1143	A	C2'-C1'	-9.89	1.42	1.53
67	B1	1341	U	C2'-C1'	-9.89	1.42	1.53
11	A1	23	G	C2'-C1'	9.89	1.64	1.53
21	A2	191	A	C2'-C1'	-9.89	1.42	1.53
67	B1	278	C	O4'-C1'	-9.89	1.28	1.41
67	B1	758	C	C3'-C2'	9.89	1.63	1.52
67	B1	1217	U	C2'-C1'	-9.88	1.42	1.53
67	B1	2838	U	O4'-C1'	9.89	1.54	1.41
67	B1	2074	U	C2'-C1'	-9.88	1.42	1.53
21	A2	70	C	O4'-C1'	9.88	1.54	1.41
67	B1	418	C	P-O5'	-9.88	1.49	1.59

*Continued on next page...*

*Continued from previous page...*

Mol	Chain	Res	Type	Atoms	Z	Observed(Å)	Ideal(Å)
67	B1	983	G	C2'-C1'	-9.88	1.42	1.53
21	A2	43	A	C2'-C1'	-9.88	1.42	1.53
21	A2	740	G	O4'-C1'	9.88	1.54	1.41
21	A2	360	A	O4'-C1'	9.87	1.54	1.41
67	B1	761	U	O3'-P	-9.87	1.49	1.61
67	B1	1905	G	P-O5'	-9.87	1.49	1.59
67	B1	2711	U	O4'-C1'	9.87	1.54	1.41
21	A2	536	A	C2'-C1'	-9.87	1.42	1.53
21	A2	702	G	O4'-C1'	9.86	1.54	1.41
21	A2	971	G	O4'-C1'	9.86	1.54	1.41
67	B1	162	G	O4'-C1'	9.86	1.54	1.41
67	B1	1474	A	O4'-C1'	9.86	1.54	1.41
67	B1	1093	G	O4'-C1'	-9.86	1.28	1.41
67	B1	1717	C	C2'-C1'	-9.86	1.42	1.53
67	B1	2673	C	O4'-C1'	9.86	1.54	1.41
21	A2	219	C	O4'-C1'	9.86	1.54	1.41
67	B1	1570	C	C2'-C1'	-9.86	1.42	1.53
67	B1	2659	G	O4'-C1'	9.86	1.54	1.41
21	A2	972	C	O4'-C1'	9.85	1.54	1.41
67	B1	363	G	C2'-C1'	9.85	1.64	1.53
67	B1	940	G	C4'-C3'	9.85	1.64	1.53
67	B1	1473	C	P-O5'	-9.85	1.49	1.59
67	B1	2162	G	C2'-C1'	-9.85	1.42	1.53
67	B1	2369	G	C2'-C1'	-9.85	1.42	1.53
21	A2	679	G	O4'-C1'	9.84	1.54	1.41
67	B1	1195	G	C2'-C1'	9.84	1.64	1.53
27	A0	14	A	C2'-C1'	9.84	1.64	1.53
11	A1	28	C	C2'-C1'	-9.84	1.42	1.53
21	A2	338	C	C2'-C1'	9.84	1.64	1.53
67	B1	902	C	O4'-C1'	9.83	1.54	1.41
68	B3	30	G	C2'-C1'	9.83	1.64	1.53
67	B1	2018	C	O4'-C1'	9.83	1.54	1.41
67	B1	87	C	O4'-C1'	9.82	1.54	1.41
21	A2	368	C	C2'-C1'	-9.82	1.42	1.53
21	A2	692	G	C2'-C1'	-9.82	1.42	1.53
67	B1	2867	U	P-O5'	-9.82	1.50	1.59
67	B1	1217	U	O4'-C1'	9.81	1.54	1.41
67	B1	1346	G	C2'-C1'	-9.81	1.42	1.53
67	B1	1977	C	O4'-C1'	9.81	1.54	1.41
21	A2	210	A	O4'-C1'	9.81	1.54	1.41
21	A2	1144	G	C2'-C1'	-9.81	1.42	1.53
67	B1	1738	A	O3'-P	-9.81	1.49	1.61

*Continued on next page...*

*Continued from previous page...*

Mol	Chain	Res	Type	Atoms	Z	Observed(Å)	Ideal(Å)
67	B1	2235	G	C2'-C1'	-9.81	1.42	1.53
67	B1	2893	U	C2'-C1'	-9.81	1.42	1.53
67	B1	1686	C	C2'-C1'	-9.81	1.42	1.53
21	A2	1105	C	C2'-C1'	9.80	1.64	1.53
68	B3	99	G	O4'-C1'	9.80	1.54	1.41
67	B1	1567	C	P-OP2	9.80	1.65	1.49
21	A2	1312	C	O4'-C1'	9.80	1.54	1.41
67	B1	2349	U	C2'-C1'	-9.80	1.42	1.53
67	B1	2807	C	C2'-C1'	-9.79	1.42	1.53
21	A2	255	G	O4'-C1'	9.79	1.54	1.41
67	B1	269	C	C2'-C1'	-9.79	1.42	1.53
67	B1	2899	G	C2'-C1'	-9.79	1.42	1.53
67	B1	2691	G	C2'-C1'	-9.79	1.42	1.53
67	B1	2733	A	O4'-C1'	9.79	1.54	1.41
21	A2	786	G	C2'-C1'	-9.79	1.42	1.53
21	A2	1233	G	O4'-C1'	-9.79	1.28	1.41
67	B1	609	G	C2'-C1'	-9.79	1.42	1.53
67	B1	1314	A	O4'-C1'	-9.79	1.28	1.41
21	A2	578	G	C2'-C1'	-9.78	1.42	1.53
67	B1	2882	G	O4'-C1'	-9.78	1.28	1.41
21	A2	1346	C	O4'-C1'	9.78	1.54	1.41
67	B1	130	G	C2'-C1'	-9.78	1.42	1.53
67	B1	505	A	C2'-C1'	9.77	1.64	1.53
67	B1	2470	U	O4'-C1'	9.77	1.54	1.41
21	A2	1243	C	O4'-C1'	9.77	1.54	1.41
27	A0	26	G	C2'-C1'	9.77	1.64	1.53
67	B1	865	C	O4'-C1'	9.77	1.54	1.41
67	B1	18	C	C2'-C1'	9.77	1.64	1.53
67	B1	1543	C	C2'-C1'	-9.76	1.42	1.53
67	B1	2788	U	C2'-C1'	-9.76	1.42	1.53
21	A2	5	C	C2'-C1'	-9.76	1.42	1.53
21	A2	80	A	P-O5'	-9.76	1.50	1.59
21	A2	300	G	O4'-C1'	-9.76	1.28	1.41
67	B1	3005	C	C2'-C1'	-9.75	1.42	1.53
11	A1	38	G	O4'-C1'	9.75	1.54	1.41
21	A2	361	A	O4'-C1'	9.75	1.54	1.41
67	B1	621	G	O4'-C1'	9.75	1.54	1.41
21	A2	861	G	C2'-C1'	-9.74	1.42	1.53
67	B1	2569	G	C2'-C1'	-9.74	1.42	1.53
11	A1	27	A	O4'-C1'	9.74	1.54	1.41
67	B1	911	G	O4'-C1'	9.74	1.54	1.41
67	B1	2915	U	C2'-C1'	-9.73	1.42	1.53

*Continued on next page...*

*Continued from previous page...*

Mol	Chain	Res	Type	Atoms	Z	Observed(Å)	Ideal(Å)
67	B1	170	A	C2'-C1'	9.73	1.64	1.53
67	B1	723	A	O4'-C1'	9.73	1.54	1.41
67	B1	1615	G	O4'-C1'	-9.73	1.28	1.41
67	B1	2799	C	O4'-C1'	9.73	1.54	1.41
21	A2	464	G	O4'-C1'	9.73	1.54	1.41
67	B1	548	U	O4'-C1'	9.73	1.54	1.41
67	B1	805	C	O4'-C1'	9.73	1.54	1.41
67	B1	824	C	C3'-C2'	9.73	1.63	1.52
67	B1	1564	C	O4'-C1'	9.73	1.54	1.41
67	B1	2059	G	O3'-P	-9.73	1.49	1.61
68	B3	2	G	C2'-C1'	9.73	1.64	1.53
67	B1	2834	C	C2'-C1'	-9.72	1.42	1.53
21	A2	1385	U	O4'-C1'	9.72	1.54	1.41
67	B1	2794	G	O4'-C1'	-9.72	1.29	1.41
67	B1	2934	C	C2'-C1'	-9.72	1.42	1.53
67	B1	1068	U	O4'-C1'	9.72	1.54	1.41
21	A2	1241	U	C2'-C1'	9.71	1.64	1.53
27	A0	60	U	C2'-C1'	-9.71	1.42	1.53
67	B1	998	G	O4'-C1'	-9.71	1.29	1.41
68	B3	36	U	C5'-C4'	9.71	1.62	1.51
21	A2	1433	C	O4'-C1'	9.70	1.54	1.41
67	B1	847	A	O4'-C1'	9.70	1.54	1.41
67	B1	509	A	O4'-C1'	9.70	1.54	1.41
67	B1	634	G	O4'-C1'	-9.70	1.29	1.41
67	B1	1572	C	O4'-C1'	9.70	1.54	1.41
67	B1	1621	G	C2'-C1'	-9.70	1.42	1.53
21	A2	1073	C	O4'-C1'	9.70	1.54	1.41
67	B1	483	C	C2'-C1'	-9.70	1.42	1.53
67	B1	1568	A	C5'-C4'	9.69	1.62	1.51
67	B1	1899	C	O4'-C1'	9.69	1.54	1.41
21	A2	1272	G	O4'-C1'	9.69	1.54	1.41
67	B1	197	C	O4'-C1'	9.69	1.54	1.41
67	B1	1170	G	C2'-C1'	9.69	1.64	1.53
67	B1	1843	C	O4'-C1'	9.69	1.54	1.41
67	B1	2121	C	O4'-C1'	9.69	1.54	1.41
67	B1	1405	G	O4'-C1'	9.69	1.54	1.41
67	B1	2420	C	O4'-C1'	9.68	1.54	1.41
67	B1	2843	C	C2'-C1'	-9.68	1.42	1.53
67	B1	1023	C	C2'-C1'	-9.68	1.42	1.53
67	B1	2351	G	O4'-C1'	-9.68	1.29	1.41
21	A2	124	C	O4'-C1'	9.68	1.54	1.41
67	B1	124	C	C2'-C1'	-9.68	1.42	1.53

*Continued on next page...*



*Continued from previous page...*

Mol	Chain	Res	Type	Atoms	Z	Observed(Å)	Ideal(Å)
67	B1	2147	C	O4'-C1'	9.68	1.54	1.41
21	A2	1040	A	O4'-C1'	9.67	1.54	1.41
21	A2	1162	G	O4'-C1'	9.67	1.54	1.41
21	A2	1232	G	P-O5'	9.67	1.69	1.59
67	B1	1300	C	C2'-C1'	-9.67	1.42	1.53
67	B1	1093	G	C2'-C1'	9.66	1.64	1.53
21	A2	1465	C	C2'-C1'	-9.66	1.42	1.53
21	A2	1193	G	C2'-C1'	-9.66	1.42	1.53
67	B1	2972	G	O4'-C1'	9.66	1.54	1.41
67	B1	2684	G	O4'-C1'	9.66	1.54	1.41
67	B1	2695	U	C2'-C1'	-9.66	1.42	1.53
21	A2	1081	C	C3'-O3'	9.65	1.55	1.42
21	A2	1432	U	C2'-C1'	-9.65	1.42	1.53
67	B1	1644	G	C2'-C1'	9.65	1.64	1.53
67	B1	2749	G	C3'-C2'	9.65	1.63	1.52
21	A2	1048	G	C2'-C1'	-9.65	1.42	1.53
67	B1	2198	U	O4'-C1'	9.65	1.54	1.41
67	B1	1689	G	O4'-C1'	9.65	1.54	1.41
68	B3	20	G	O4'-C1'	9.64	1.54	1.41
21	A2	584	C	O4'-C1'	9.64	1.54	1.41
67	B1	1097	G	C2'-C1'	-9.64	1.42	1.53
67	B1	2065	C	C2'-C1'	-9.64	1.42	1.53
67	B1	2697	G	O4'-C1'	9.64	1.54	1.41
68	B3	91	G	C2'-C1'	-9.63	1.42	1.53
21	A2	811	G	C2'-C1'	9.63	1.64	1.53
21	A2	1093	C	O4'-C1'	9.63	1.54	1.41
67	B1	1751	G	O4'-C1'	9.63	1.54	1.41
21	A2	553	C	C2'-C1'	-9.62	1.42	1.53
67	B1	1637	C	C2'-C1'	-9.62	1.42	1.53
21	A2	1297	G	O4'-C1'	9.62	1.54	1.41
67	B1	1796	U	O4'-C1'	-9.62	1.29	1.41
67	B1	2968	G	C2'-C1'	-9.62	1.42	1.53
21	A2	496	C	C2'-C1'	-9.62	1.42	1.53
67	B1	1747	C	O3'-P	-9.62	1.49	1.61
21	A2	1012	C	O4'-C1'	9.61	1.54	1.41
67	B1	2721	C	C2'-C1'	-9.61	1.42	1.53
21	A2	337	C	O4'-C1'	9.61	1.54	1.41
21	A2	1008	U	O4'-C1'	9.61	1.54	1.41
67	B1	1481	G	C2'-C1'	-9.61	1.42	1.53
11	A1	30	G	C2'-C1'	-9.60	1.42	1.53
21	A2	755	U	C2'-C1'	-9.60	1.42	1.53
21	A2	1318	U	O4'-C1'	9.60	1.54	1.41

*Continued on next page...*

*Continued from previous page...*

Mol	Chain	Res	Type	Atoms	Z	Observed(Å)	Ideal(Å)
67	B1	2817	U	O4'-C1'	9.60	1.54	1.41
67	B1	334	G	C5'-C4'	9.60	1.62	1.51
67	B1	1302	G	C2'-C1'	-9.60	1.42	1.53
67	B1	1451	A	O4'-C1'	9.60	1.54	1.41
67	B1	2857	C	O4'-C1'	9.60	1.54	1.41
67	B1	142	G	C2'-C1'	9.59	1.64	1.53
67	B1	618	C	C2'-C1'	-9.59	1.42	1.53
67	B1	815	U	C2'-C1'	9.59	1.64	1.53
67	B1	1676	G	O4'-C1'	9.59	1.54	1.41
67	B1	2205	A	O4'-C1'	9.59	1.54	1.41
67	B1	2452	C	P-O5'	-9.59	1.50	1.59
67	B1	884	C	P-O5'	-9.59	1.50	1.59
21	A2	27	C	O4'-C1'	9.59	1.54	1.41
27	A0	33	U	P-O5'	-9.58	1.50	1.59
67	B1	2640	C	C2'-C1'	-9.58	1.42	1.53
67	B1	475	U	O4'-C1'	9.58	1.54	1.41
67	B1	485	G	C2'-C1'	-9.58	1.42	1.53
67	B1	2998	G	O4'-C1'	-9.58	1.29	1.41
21	A2	930	G	O4'-C1'	9.58	1.54	1.41
21	A2	815	C	C2'-C1'	-9.58	1.42	1.53
21	A2	1103	G	C2'-C1'	-9.58	1.42	1.53
27	A0	15	G	C3'-C2'	-9.57	1.42	1.52
21	A2	1431	C	C2'-C1'	-9.57	1.42	1.53
67	B1	868	U	O4'-C1'	9.57	1.54	1.41
67	B1	980	G	C3'-C2'	9.57	1.63	1.52
21	A2	1154	G	O4'-C1'	9.57	1.54	1.41
67	B1	2309	C	C2'-C1'	-9.57	1.42	1.53
21	A2	491	G	O4'-C1'	9.56	1.54	1.41
21	A2	263	C	C5'-C4'	9.56	1.62	1.51
67	B1	186	A	O3'-P	-9.56	1.49	1.61
67	B1	730	C	C2'-C1'	-9.56	1.42	1.53
67	B1	2394	G	C2'-C1'	-9.56	1.42	1.53
67	B1	2835	A	O4'-C1'	9.56	1.54	1.41
67	B1	2907	C	C3'-O3'	9.56	1.55	1.42
21	A2	1380	C	C2'-C1'	-9.56	1.42	1.53
21	A2	518	U	C2'-C1'	-9.56	1.42	1.53
67	B1	906	G	O4'-C1'	-9.55	1.29	1.41
67	B1	931	C	O4'-C1'	9.56	1.54	1.41
67	B1	1513	G	O4'-C1'	-9.55	1.29	1.41
67	B1	2313	G	C2'-C1'	-9.55	1.42	1.53
67	B1	1239	C	O4'-C1'	9.55	1.54	1.41
67	B1	1921	U	C2'-C1'	-9.55	1.42	1.53

*Continued on next page...*

*Continued from previous page...*

Mol	Chain	Res	Type	Atoms	Z	Observed(Å)	Ideal(Å)
21	A2	1112	G	C2'-C1'	-9.54	1.42	1.53
67	B1	1087	G	O4'-C1'	-9.54	1.29	1.41
21	A2	136	A	O4'-C1'	9.54	1.54	1.41
67	B1	963	G	O4'-C1'	9.54	1.54	1.41
67	B1	1148	C	C2'-C1'	-9.54	1.42	1.53
67	B1	1823	A	O4'-C1'	9.54	1.54	1.41
67	B1	1253	U	O4'-C1'	9.53	1.54	1.41
67	B1	1682	C	C2'-C1'	-9.53	1.42	1.53
68	B3	42	A	C2'-C1'	-9.53	1.42	1.53
21	A2	589	U	C2'-C1'	9.53	1.63	1.53
21	A2	146	A	C4'-C3'	9.52	1.63	1.53
21	A2	1090	C	O4'-C1'	9.52	1.54	1.41
67	B1	2322	A	C2'-C1'	-9.52	1.42	1.53
67	B1	2437	G	C2'-C1'	-9.52	1.42	1.53
67	B1	1388	U	C2'-C1'	-9.52	1.42	1.53
67	B1	84	A	O4'-C1'	9.51	1.54	1.41
67	B1	1755	C	O4'-C1'	9.51	1.54	1.41
21	A2	1325	C	O4'-C1'	9.51	1.54	1.41
21	A2	154	C	C2'-C1'	9.51	1.63	1.53
67	B1	2555	C	C2'-C1'	-9.51	1.42	1.53
67	B1	2712	G	O4'-C1'	9.51	1.54	1.41
67	B1	875	G	O4'-C1'	9.51	1.54	1.41
67	B1	2231	G	C2'-C1'	-9.50	1.42	1.53
67	B1	2563	A	C2'-C1'	9.50	1.63	1.53
21	A2	830	A	C4'-C3'	9.50	1.63	1.53
21	A2	674	C	C5'-C4'	9.49	1.62	1.51
21	A2	409	C	C5'-C4'	9.49	1.62	1.51
21	A2	1198	A	C5'-C4'	9.49	1.62	1.51
67	B1	2393	G	O4'-C1'	-9.49	1.29	1.41
67	B1	2870	A	P-O5'	-9.49	1.50	1.59
21	A2	957	A	C2'-C1'	9.48	1.63	1.53
67	B1	545	G	O4'-C1'	-9.48	1.29	1.41
67	B1	892	U	C2'-C1'	-9.48	1.43	1.53
67	B1	1430	A	C2'-C1'	9.48	1.63	1.53
21	A2	1109	C	C2'-C1'	-9.48	1.43	1.53
67	B1	1470	C	C5'-C4'	9.48	1.62	1.51
67	B1	2188	C	O4'-C1'	9.48	1.53	1.41
21	A2	927	A	C2'-C1'	-9.47	1.43	1.53
27	A0	68	G	C5'-C4'	9.47	1.62	1.51
21	A2	738	C	C2'-C1'	-9.47	1.43	1.53
67	B1	1566	G	C2'-C1'	-9.46	1.43	1.53
67	B1	1604	G	C2'-C1'	-9.46	1.43	1.53

*Continued on next page...*

*Continued from previous page...*

Mol	Chain	Res	Type	Atoms	Z	Observed(Å)	Ideal(Å)
67	B1	2407	G	O4'-C1'	9.46	1.53	1.41
67	B1	926	C	O4'-C1'	9.46	1.53	1.41
67	B1	1099	C	O4'-C1'	9.46	1.53	1.41
67	B1	1723	A	O4'-C1'	9.45	1.53	1.41
21	A2	338	C	O4'-C1'	9.45	1.53	1.41
67	B1	1168	A	O4'-C1'	9.45	1.53	1.41
67	B1	2389	C	O4'-C1'	9.45	1.53	1.41
67	B1	335	C	C2'-C1'	-9.44	1.43	1.53
67	B1	730	C	P-O5'	-9.44	1.50	1.59
21	A2	488	A	C2'-C1'	-9.44	1.43	1.53
68	B3	89	G	C2'-C1'	-9.44	1.43	1.53
21	A2	1455	A	O4'-C1'	9.44	1.53	1.41
21	A2	401	U	C2'-C1'	9.44	1.63	1.53
67	B1	424	U	O4'-C1'	9.43	1.53	1.41
21	A2	638	G	O4'-C1'	9.43	1.53	1.41
21	A2	1050	G	O4'-C1'	-9.43	1.29	1.41
67	B1	3032	C	O4'-C1'	9.43	1.53	1.41
11	A1	22	A	P-O5'	-9.43	1.50	1.59
21	A2	71	C	C2'-C1'	-9.42	1.43	1.53
67	B1	872	G	O4'-C1'	9.42	1.53	1.41
67	B1	1294	A	C5'-C4'	9.42	1.62	1.51
67	B1	1480	G	C2'-C1'	9.42	1.63	1.53
67	B1	148	C	O4'-C1'	9.41	1.53	1.41
67	B1	1333	G	C2'-C1'	-9.41	1.43	1.53
67	B1	1573	A	O4'-C1'	-9.41	1.29	1.41
67	B1	1882	C	O4'-C1'	9.41	1.53	1.41
67	B1	2246	G	O4'-C1'	9.41	1.53	1.41
21	A2	1276	G	O4'-C1'	9.41	1.53	1.41
67	B1	1948	A	C2'-C1'	-9.41	1.43	1.53
67	B1	2155	C	C5'-C4'	9.41	1.62	1.51
67	B1	811	C	O4'-C1'	9.41	1.53	1.41
67	B1	1162	C	C2'-C1'	-9.40	1.43	1.53
67	B1	2381	A	C2'-C1'	-9.40	1.43	1.53
67	B1	1368	A	C2'-C1'	9.40	1.63	1.53
67	B1	2514	C	P-O5'	-9.40	1.50	1.59
67	B1	1848	A	C3'-C2'	-9.40	1.42	1.52
21	A2	5	C	O4'-C1'	9.39	1.53	1.41
67	B1	2243	G	O4'-C1'	-9.39	1.29	1.41
67	B1	226	C	P-O5'	-9.39	1.50	1.59
67	B1	356	C	P-O5'	9.39	1.69	1.59
27	A0	74	C	O4'-C1'	9.38	1.53	1.41
67	B1	596	C	C2'-C1'	-9.38	1.43	1.53

*Continued on next page...*

*Continued from previous page...*

Mol	Chain	Res	Type	Atoms	Z	Observed(Å)	Ideal(Å)
67	B1	233	A	C2'-C1'	-9.38	1.43	1.53
21	A2	334	G	O4'-C1'	-9.37	1.29	1.41
67	B1	141	C	C2'-C1'	-9.37	1.43	1.53
21	A2	438	A	O4'-C1'	9.37	1.53	1.41
21	A2	580	G	O4'-C1'	-9.37	1.29	1.41
67	B1	68	G	O4'-C1'	9.37	1.53	1.41
67	B1	37	C	C2'-C1'	-9.37	1.43	1.53
21	A2	284	A	C2'-C1'	9.36	1.63	1.53
67	B1	242	C	O4'-C1'	9.36	1.53	1.41
67	B1	762	G	C5'-C4'	9.36	1.62	1.51
67	B1	791	C	O4'-C1'	9.36	1.53	1.41
68	B3	126	C	O4'-C1'	9.36	1.53	1.41
21	A2	822	A	O4'-C1'	9.36	1.53	1.41
67	B1	661	G	O4'-C1'	9.36	1.53	1.41
21	A2	261	G	C4'-C3'	-9.35	1.42	1.53
21	A2	495	G	C2'-C1'	-9.35	1.43	1.53
21	A2	1360	C	C5'-C4'	9.35	1.62	1.51
67	B1	2206	G	O4'-C1'	9.35	1.53	1.41
21	A2	1111	G	P-O5'	-9.35	1.50	1.59
67	B1	655	C	O4'-C1'	9.35	1.53	1.41
67	B1	2214	U	C2'-C1'	-9.35	1.43	1.53
21	A2	1022	U	O4'-C1'	9.35	1.53	1.41
67	B1	79	C	O4'-C1'	9.35	1.53	1.41
67	B1	551	A	C2'-C1'	-9.35	1.43	1.53
67	B1	1615	G	C2'-C1'	9.35	1.63	1.53
21	A2	933	G	O4'-C1'	9.34	1.53	1.41
11	A1	60	A	O4'-C1'	9.34	1.53	1.41
21	A2	944	C	O4'-C1'	9.34	1.53	1.41
67	B1	843	C	C2'-C1'	-9.34	1.43	1.53
67	B1	1542	U	C2'-C1'	9.34	1.63	1.53
67	B1	2693	G	P-O5'	-9.33	1.50	1.59
11	A1	2	G	O4'-C1'	9.33	1.53	1.41
67	B1	175	G	O4'-C1'	-9.33	1.29	1.41
67	B1	2639	G	C2'-C1'	-9.33	1.43	1.53
21	A2	188	C	C2'-C1'	-9.33	1.43	1.53
67	B1	1908	C	C2'-C1'	-9.33	1.43	1.53
67	B1	261	A	O4'-C1'	9.33	1.53	1.41
67	B1	352	G	C2'-C1'	-9.32	1.43	1.53
67	B1	2957	G	O4'-C1'	9.32	1.53	1.41
21	A2	1434	C	O4'-C1'	9.32	1.53	1.41
67	B1	2856	G	C2'-C1'	-9.32	1.43	1.53
67	B1	1711	C	P-O5'	-9.32	1.50	1.59

*Continued on next page...*

*Continued from previous page...*

Mol	Chain	Res	Type	Atoms	Z	Observed(Å)	Ideal(Å)
11	A1	8	U	C4'-O4'	9.32	1.57	1.45
67	B1	1596	G	C2'-C1'	9.32	1.63	1.53
67	B1	1780	C	O4'-C1'	9.32	1.53	1.41
67	B1	2110	C	C2'-C1'	-9.32	1.43	1.53
68	B3	102	G	C5'-C4'	9.32	1.62	1.51
21	A2	1129	A	O4'-C1'	9.31	1.53	1.41
67	B1	827	G	O4'-C1'	-9.31	1.29	1.41
67	B1	249	G	O4'-C1'	9.31	1.53	1.41
67	B1	2130	C	C2'-C1'	-9.31	1.43	1.53
67	B1	2494	A	O4'-C1'	9.31	1.53	1.41
21	A2	265	C	O4'-C1'	9.31	1.53	1.41
21	A2	444	G	C2'-C1'	-9.30	1.43	1.53
67	B1	2631	C	O4'-C1'	9.30	1.53	1.41
67	B1	448	A	C2'-C1'	9.30	1.63	1.53
21	A2	12	U	C2'-C1'	-9.30	1.43	1.53
21	A2	1197	C	O4'-C1'	9.30	1.53	1.41
67	B1	34	C	C2'-C1'	9.30	1.63	1.53
67	B1	266	A	O4'-C1'	9.30	1.53	1.41
67	B1	1317	G	C2'-C1'	-9.30	1.43	1.53
67	B1	1891	C	O4'-C1'	9.29	1.53	1.41
21	A2	1238	G	O4'-C1'	-9.29	1.29	1.41
21	A2	1315	G	C2'-C1'	-9.29	1.43	1.53
67	B1	345	C	C2'-C1'	-9.29	1.43	1.53
67	B1	1133	U	C5'-C4'	9.29	1.62	1.51
67	B1	699	A	C2'-C1'	-9.29	1.43	1.53
67	B1	3001	C	C2'-C1'	-9.29	1.43	1.53
68	B3	97	G	C2'-C1'	9.29	1.63	1.53
67	B1	1993	A	O4'-C1'	-9.28	1.29	1.41
67	B1	2312	U	C2'-C1'	9.28	1.63	1.53
67	B1	630	G	C2'-C1'	9.28	1.63	1.53
67	B1	2135	C	P-O5'	-9.28	1.50	1.59
67	B1	1192	G	O4'-C1'	9.28	1.53	1.41
67	B1	3038	A	P-O5'	-9.28	1.50	1.59
67	B1	234	G	C5'-C4'	9.27	1.62	1.51
67	B1	2777	G	C5'-C4'	9.27	1.62	1.51
67	B1	2272	G	O4'-C1'	9.27	1.53	1.41
21	A2	1263	C	C2'-C1'	-9.27	1.43	1.53
67	B1	830	G	O4'-C1'	9.27	1.53	1.41
21	A2	632	C	C2'-C1'	-9.26	1.43	1.53
67	B1	1729	C	O4'-C1'	9.26	1.53	1.41
27	A0	35	U	O4'-C1'	9.26	1.53	1.41
21	A2	442	C	O4'-C1'	9.26	1.53	1.41

*Continued on next page...*

*Continued from previous page...*

Mol	Chain	Res	Type	Atoms	Z	Observed(Å)	Ideal(Å)
21	A2	499	G	C2'-C1'	-9.26	1.43	1.53
67	B1	804	C	O4'-C1'	9.26	1.53	1.41
21	A2	1159	U	O4'-C1'	9.25	1.53	1.41
67	B1	1173	G	C2'-C1'	-9.25	1.43	1.53
21	A2	17	C	O3'-P	-9.25	1.50	1.61
67	B1	188	A	C2'-C1'	9.24	1.63	1.53
67	B1	61	G	O4'-C1'	9.24	1.53	1.41
67	B1	664	A	O4'-C1'	9.24	1.53	1.41
67	B1	1602	C	O3'-P	-9.24	1.50	1.61
67	B1	2157	U	C2'-C1'	-9.24	1.43	1.53
67	B1	1031	C	O4'-C1'	9.23	1.53	1.41
67	B1	2547	A	O4'-C1'	9.23	1.53	1.41
67	B1	2875	C	O4'-C1'	9.23	1.53	1.41
21	A2	654	U	C2'-C1'	9.23	1.63	1.53
67	B1	1033	C	O4'-C1'	9.23	1.53	1.41
67	B1	2874	C	O4'-C1'	9.23	1.53	1.41
21	A2	931	C	O4'-C1'	9.23	1.53	1.41
67	B1	845	U	O4'-C1'	9.23	1.53	1.41
67	B1	865	C	C2'-C1'	-9.22	1.43	1.53
67	B1	3047	C	O4'-C1'	9.22	1.53	1.41
67	B1	2124	C	O4'-C1'	9.22	1.53	1.41
21	A2	868	C	O4'-C1'	9.21	1.53	1.41
21	A2	704	C	C2'-C1'	9.21	1.63	1.53
67	B1	423	G	C2'-C1'	-9.21	1.43	1.53
68	B3	36	U	C2'-C1'	-9.21	1.43	1.53
21	A2	262	G	C2'-C1'	-9.21	1.43	1.53
67	B1	291	A	C2'-C1'	-9.21	1.43	1.53
67	B1	1087	G	C2'-C1'	9.20	1.63	1.53
67	B1	2965	C	O4'-C1'	9.21	1.53	1.41
67	B1	996	U	C2'-C1'	9.20	1.63	1.53
21	A2	1486	A	C2'-C1'	9.20	1.63	1.53
67	B1	850	C	C2'-C1'	-9.20	1.43	1.53
67	B1	2534	C	O4'-C1'	9.20	1.53	1.41
67	B1	190	C	C4'-C3'	9.19	1.63	1.53
67	B1	441	A	O4'-C1'	9.19	1.53	1.41
67	B1	3029	A	C2'-C1'	9.19	1.63	1.53
67	B1	1778	G	O4'-C1'	9.19	1.53	1.41
21	A2	1250	C	C2'-C1'	-9.19	1.43	1.53
67	B1	926	C	C5'-C4'	9.19	1.62	1.51
67	B1	1216	A	C2'-C1'	-9.19	1.43	1.53
67	B1	2159	C	C2'-C1'	-9.19	1.43	1.53
21	A2	1203	G	C2'-C1'	-9.18	1.43	1.53

*Continued on next page...*

*Continued from previous page...*

Mol	Chain	Res	Type	Atoms	Z	Observed(Å)	Ideal(Å)
67	B1	562	G	O4'-C1'	-9.18	1.29	1.41
67	B1	943	G	C4'-C3'	9.18	1.63	1.53
67	B1	1067	G	O3'-P	-9.18	1.50	1.61
67	B1	1926	A	C2'-C1'	-9.18	1.43	1.53
67	B1	3026	C	O4'-C1'	-9.18	1.29	1.41
67	B1	2744	U	C2'-C1'	-9.18	1.43	1.53
21	A2	516	A	O3'-P	-9.17	1.50	1.61
67	B1	770	G	O4'-C1'	-9.17	1.29	1.41
67	B1	1052	G	C5'-C4'	9.17	1.62	1.51
67	B1	2830	C	C2'-C1'	9.17	1.63	1.53
21	A2	1234	A	O4'-C1'	9.17	1.53	1.41
67	B1	848	A	O3'-P	-9.17	1.50	1.61
21	A2	501	G	C2'-C1'	-9.17	1.43	1.53
67	B1	2686	A	C2'-C1'	-9.17	1.43	1.53
21	A2	187	C	O4'-C1'	9.16	1.53	1.41
21	A2	1377	G	O4'-C1'	-9.16	1.29	1.41
67	B1	174	C	O4'-C1'	9.16	1.53	1.41
67	B1	569	G	O4'-C1'	9.16	1.53	1.41
67	B1	1381	C	C2'-C1'	-9.16	1.43	1.53
67	B1	1753	G	O4'-C1'	9.16	1.53	1.41
67	B1	2766	C	O4'-C1'	9.16	1.53	1.41
21	A2	1108	U	P-O5'	-9.16	1.50	1.59
21	A2	1159	U	C2'-C1'	9.16	1.63	1.53
67	B1	1810	G	O4'-C1'	9.16	1.53	1.41
21	A2	902	U	O4'-C1'	9.15	1.53	1.41
21	A2	131	G	C2'-C1'	-9.15	1.43	1.53
21	A2	264	C	P-O5'	-9.15	1.50	1.59
21	A2	1061	A	O4'-C1'	9.15	1.53	1.41
67	B1	654	C	C2'-C1'	-9.15	1.43	1.53
67	B1	1998	G	C4'-O4'	9.15	1.57	1.45
67	B1	113	C	O4'-C1'	9.15	1.53	1.41
58	BP	39	ARG	CZ-NH1	9.15	1.45	1.33
67	B1	602	G	C2'-C1'	-9.15	1.43	1.53
67	B1	851	G	O4'-C1'	9.15	1.53	1.41
67	B1	2162	G	O4'-C1'	9.15	1.53	1.41
68	B3	72	G	C2'-C1'	-9.15	1.43	1.53
21	A2	211	G	O4'-C1'	9.14	1.53	1.41
67	B1	2223	G	C2'-C1'	-9.14	1.43	1.53
67	B1	1312	C	O4'-C1'	9.14	1.53	1.41
67	B1	1682	C	C4'-C3'	-9.14	1.43	1.53
67	B1	1637	C	C5'-C4'	9.14	1.62	1.51
67	B1	100	C	O4'-C1'	9.14	1.53	1.41

*Continued on next page...*



*Continued from previous page...*

Mol	Chain	Res	Type	Atoms	Z	Observed(Å)	Ideal(Å)
67	B1	1890	U	C2'-C1'	-9.13	1.43	1.53
67	B1	2376	U	O4'-C1'	9.13	1.53	1.41
67	B1	1381	C	O4'-C1'	9.13	1.53	1.41
67	B1	77	C	O4'-C1'	9.13	1.53	1.41
67	B1	935	A	O4'-C1'	-9.13	1.29	1.41
67	B1	2394	G	O4'-C1'	9.13	1.53	1.41
21	A2	197	A	C5'-C4'	9.12	1.62	1.51
27	A0	69	C	O4'-C1'	9.13	1.53	1.41
67	B1	939	A	O4'-C1'	9.13	1.53	1.41
67	B1	173	G	O4'-C1'	9.12	1.53	1.41
67	B1	1397	U	O3'-P	-9.12	1.50	1.61
67	B1	1215	C	O4'-C1'	9.12	1.53	1.41
67	B1	2652	G	C2'-C1'	9.12	1.63	1.53
67	B1	1295	G	C2'-C1'	-9.12	1.43	1.53
67	B1	2623	G	O4'-C1'	-9.12	1.29	1.41
21	A2	73	U	C2'-C1'	-9.12	1.43	1.53
21	A2	1351	U	C2'-C1'	-9.12	1.43	1.53
67	B1	2951	G	C3'-C2'	-9.12	1.42	1.52
67	B1	970	G	O4'-C1'	-9.11	1.29	1.41
67	B1	17	C	O4'-C1'	9.11	1.53	1.41
67	B1	1421	C	O4'-C1'	9.11	1.53	1.41
67	B1	2003	C	C2'-C1'	-9.11	1.43	1.53
67	B1	1841	G	C2'-C1'	-9.11	1.43	1.53
21	A2	1025	U	O4'-C1'	9.11	1.53	1.41
67	B1	1728	C	O4'-C1'	9.11	1.53	1.41
67	B1	2931	G	C2'-C1'	-9.11	1.43	1.53
67	B1	462	A	C2'-C1'	-9.10	1.43	1.53
67	B1	2155	C	C2'-C1'	9.10	1.63	1.53
67	B1	2179	G	C2'-C1'	9.10	1.63	1.53
67	B1	2885	C	O4'-C1'	9.10	1.53	1.41
67	B1	1449	C	C2'-C1'	-9.10	1.43	1.53
67	B1	1034	G	O4'-C1'	-9.10	1.29	1.41
67	B1	1069	A	O4'-C1'	-9.10	1.29	1.41
67	B1	694	A	O4'-C1'	-9.10	1.29	1.41
67	B1	1105	C	C2'-C1'	-9.10	1.43	1.53
67	B1	1828	A	O4'-C1'	9.10	1.53	1.41
21	A2	1208	A	O4'-C1'	9.09	1.53	1.41
21	A2	1474	A	C2'-C1'	9.09	1.63	1.53
67	B1	917	A	C2'-C1'	9.09	1.63	1.53
67	B1	1185	A	O3'-P	-9.09	1.50	1.61
67	B1	1597	G	C2'-C1'	9.09	1.63	1.53
67	B1	1854	G	O4'-C1'	-9.09	1.29	1.41

*Continued on next page...*

*Continued from previous page...*

Mol	Chain	Res	Type	Atoms	Z	Observed(Å)	Ideal(Å)
27	A0	47	U	C2'-C1'	9.08	1.63	1.53
67	B1	357	G	O4'-C1'	-9.07	1.29	1.41
67	B1	1312	C	C2'-C1'	-9.07	1.43	1.53
67	B1	2731	C	C2'-C1'	9.07	1.63	1.53
67	B1	2937	U	O4'-C1'	9.07	1.53	1.41
67	B1	871	G	O4'-C1'	9.07	1.53	1.41
21	A2	625	G	C2'-C1'	-9.06	1.43	1.53
67	B1	1080	G	O4'-C1'	-9.06	1.29	1.41
67	B1	1623	C	O4'-C1'	9.06	1.53	1.41
21	A2	1007	A	O4'-C1'	9.06	1.53	1.41
67	B1	837	G	O4'-C1'	9.06	1.53	1.41
67	B1	2500	G	O4'-C1'	-9.06	1.29	1.41
67	B1	783	C	O4'-C1'	9.06	1.53	1.41
67	B1	2036	A	O4'-C1'	-9.06	1.29	1.41
67	B1	1307	C	C2'-C1'	-9.06	1.43	1.53
21	A2	465	C	O4'-C1'	9.06	1.53	1.41
21	A2	481	C	C5'-C4'	9.05	1.62	1.51
67	B1	1842	C	O4'-C1'	9.05	1.53	1.41
67	B1	2894	A	C2'-C1'	-9.05	1.43	1.53
21	A2	287	G	C2'-C1'	-9.05	1.43	1.53
67	B1	79	C	C2'-C1'	-9.05	1.43	1.53
67	B1	731	C	C2'-C1'	-9.05	1.43	1.53
27	A0	2	C	C2'-C1'	-9.05	1.43	1.53
21	A2	99	C	O4'-C1'	9.04	1.53	1.41
67	B1	1614	U	C4'-C3'	9.04	1.63	1.53
67	B1	1138	C	C2'-C1'	-9.04	1.43	1.53
68	B3	107	G	C5'-C4'	9.04	1.62	1.51
21	A2	503	G	O4'-C1'	-9.04	1.29	1.41
67	B1	1868	C	O4'-C1'	9.04	1.53	1.41
21	A2	180	G	O4'-C1'	9.03	1.53	1.41
67	B1	2546	G	O4'-C1'	9.03	1.53	1.41
67	B1	2609	G	C2'-C1'	-9.03	1.43	1.53
67	B1	496	A	C2'-C1'	9.03	1.63	1.53
67	B1	2302	C	O4'-C1'	9.03	1.53	1.41
67	B1	460	C	O4'-C1'	9.03	1.53	1.41
21	A2	506	G	C2'-C1'	-9.03	1.43	1.53
21	A2	700	G	O4'-C1'	9.03	1.53	1.41
21	A2	1303	C	P-O5'	-9.03	1.50	1.59
67	B1	229	G	C2'-C1'	-9.03	1.43	1.53
67	B1	464	C	C2'-C1'	9.03	1.63	1.53
67	B1	1030	C	C2'-C1'	-9.03	1.43	1.53
11	A1	36	A	C2'-C1'	9.02	1.63	1.53

*Continued on next page...*

*Continued from previous page...*

Mol	Chain	Res	Type	Atoms	Z	Observed(Å)	Ideal(Å)
21	A2	457	G	C2'-C1'	-9.02	1.43	1.53
67	B1	759	G	C2'-C1'	-9.02	1.43	1.53
21	A2	569	G	C2'-C1'	-9.01	1.43	1.53
67	B1	1299	C	O4'-C1'	9.01	1.53	1.41
67	B1	1460	C	O4'-C1'	9.01	1.53	1.41
67	B1	658	C	C2'-C1'	9.01	1.63	1.53
67	B1	923	A	O4'-C1'	-9.01	1.29	1.41
67	B1	1194	G	O4'-C1'	9.01	1.53	1.41
21	A2	653	C	O4'-C1'	9.01	1.53	1.41
59	BM	75	ARG	NE-CZ	9.01	1.44	1.33
67	B1	285	C	C2'-C1'	-9.01	1.43	1.53
11	A1	44	G	O4'-C1'	9.00	1.53	1.41
67	B1	943	G	O4'-C1'	9.00	1.53	1.41
67	B1	617	G	O4'-C1'	9.00	1.53	1.41
21	A2	1391	U	C2'-C1'	9.00	1.63	1.53
67	B1	2097	G	O4'-C1'	9.00	1.53	1.41
21	A2	1378	A	C4'-C3'	9.00	1.63	1.53
67	B1	1436	A	C2'-C1'	-9.00	1.43	1.53
21	A2	969	A	O4'-C1'	8.99	1.53	1.41
21	A2	1160	C	O4'-C1'	8.99	1.53	1.41
67	B1	988	C	C5'-C4'	8.99	1.62	1.51
21	A2	239	A	O4'-C1'	8.99	1.53	1.41
67	B1	2046	C	O4'-C1'	8.99	1.53	1.41
67	B1	535	G	C2'-C1'	8.99	1.63	1.53
68	B3	54	A	C2'-C1'	8.99	1.63	1.53
21	A2	880	G	O4'-C1'	8.98	1.53	1.41
21	A2	1408	C	O4'-C1'	8.98	1.53	1.41
67	B1	2545	A	C5'-C4'	8.98	1.62	1.51
67	B1	646	U	C2'-C1'	8.98	1.63	1.53
68	B3	35	A	O4'-C1'	8.98	1.53	1.41
67	B1	1150	G	O4'-C1'	8.98	1.53	1.41
67	B1	539	A	O4'-C1'	8.98	1.53	1.41
21	A2	355	C	O4'-C1'	8.97	1.53	1.41
21	A2	397	C	O4'-C1'	8.97	1.53	1.41
67	B1	721	G	O4'-C1'	8.97	1.53	1.41
67	B1	2113	G	C2'-C1'	-8.97	1.43	1.53
67	B1	2674	C	C2'-C1'	-8.97	1.43	1.53
67	B1	2091	U	C2'-C1'	-8.97	1.43	1.53
21	A2	185	G	C2'-C1'	-8.97	1.43	1.53
21	A2	359	A	C2'-C1'	-8.96	1.43	1.53
27	A0	4	G	O4'-C1'	8.96	1.53	1.41
67	B1	88	G	C2'-C1'	-8.96	1.43	1.53

*Continued on next page...*

*Continued from previous page...*

Mol	Chain	Res	Type	Atoms	Z	Observed(Å)	Ideal(Å)
67	B1	707	U	O4'-C1'	8.96	1.53	1.41
67	B1	199	C	O4'-C1'	8.96	1.53	1.41
21	A2	47	A	C2'-C1'	-8.96	1.43	1.53
21	A2	950	C	O4'-C1'	8.95	1.53	1.41
11	A1	29	C	O4'-C1'	8.95	1.53	1.41
67	B1	1061	G	C2'-C1'	-8.95	1.43	1.53
67	B1	1485	A	O4'-C1'	8.95	1.53	1.41
67	B1	1710	C	C2'-C1'	-8.95	1.43	1.53
67	B1	2484	C	O4'-C1'	8.95	1.53	1.41
67	B1	2752	U	O4'-C1'	8.95	1.53	1.41
67	B1	635	G	C2'-C1'	-8.95	1.43	1.53
67	B1	1641	G	C2'-C1'	-8.95	1.43	1.53
67	B1	1735	G	O4'-C1'	8.95	1.53	1.41
67	B1	2378	C	O4'-C1'	8.95	1.53	1.41
21	A2	208	U	O4'-C1'	8.94	1.53	1.41
67	B1	961	C	C2'-C1'	-8.94	1.43	1.53
67	B1	1062	C	C2'-C1'	-8.94	1.43	1.53
21	A2	386	C	C3'-C2'	8.94	1.62	1.52
21	A2	1240	A	O4'-C1'	8.94	1.53	1.41
21	A2	1337	A	C2'-C1'	8.94	1.63	1.53
67	B1	2597	A	O4'-C1'	8.94	1.53	1.41
21	A2	237	C	O4'-C1'	8.93	1.53	1.41
21	A2	324	C	C4'-O4'	-8.93	1.33	1.45
46	BA	120	TYR	CD2-CE2	8.93	1.52	1.39
67	B1	650	C	O4'-C1'	8.93	1.53	1.41
67	B1	2874	C	C2'-C1'	-8.93	1.43	1.53
67	B1	251	C	O4'-C1'	8.92	1.53	1.41
67	B1	2699	U	O4'-C1'	8.92	1.53	1.41
68	B3	52	U	C2'-C1'	-8.92	1.43	1.53
21	A2	285	C	O4'-C1'	8.92	1.53	1.41
21	A2	114	A	C2'-C1'	-8.92	1.43	1.53
21	A2	737	C	O4'-C1'	8.92	1.53	1.41
21	A2	278	A	O4'-C1'	8.92	1.53	1.41
67	B1	2813	G	C5'-C4'	8.92	1.62	1.51
67	B1	1502	C	P-O5'	-8.91	1.50	1.59
67	B1	1920	A	C2'-C1'	-8.91	1.43	1.53
68	B3	34	C	C2'-C1'	-8.91	1.43	1.53
19	AS	7	GLY	N-CA	-8.91	1.32	1.46
21	A2	1033	G	C2'-C1'	8.91	1.63	1.53
67	B1	349	A	O4'-C1'	8.91	1.53	1.41
67	B1	1083	G	C2'-C1'	-8.91	1.43	1.53
21	A2	1058	G	C2'-C1'	-8.90	1.43	1.53

*Continued on next page...*

*Continued from previous page...*

Mol	Chain	Res	Type	Atoms	Z	Observed(Å)	Ideal(Å)
67	B1	18	C	O4'-C1'	8.90	1.53	1.41
67	B1	57	C	C2'-C1'	-8.90	1.43	1.53
68	B3	108	G	O4'-C1'	-8.90	1.30	1.41
67	B1	1188	C	O4'-C1'	8.89	1.53	1.41
21	A2	970	G	C2'-C1'	-8.89	1.43	1.53
67	B1	1791	A	C2'-C1'	8.89	1.63	1.53
67	B1	2946	C	O4'-C1'	8.89	1.53	1.41
67	B1	1624	U	C2'-C1'	8.88	1.63	1.53
67	B1	2287	C	C2'-C1'	8.88	1.63	1.53
67	B1	2158	G	O4'-C1'	8.88	1.53	1.41
67	B1	2698	G	O4'-C1'	-8.88	1.30	1.41
67	B1	402	G	C5'-C4'	8.88	1.62	1.51
67	B1	2903	U	C2'-C1'	-8.87	1.43	1.53
67	B1	748	G	O4'-C1'	-8.87	1.30	1.41
67	B1	1307	C	C5'-C4'	8.87	1.61	1.51
21	A2	816	G	C2'-C1'	-8.87	1.43	1.53
68	B3	36	U	O4'-C1'	8.87	1.53	1.41
67	B1	1623	C	C2'-C1'	-8.87	1.43	1.53
67	B1	2255	C	O4'-C1'	8.87	1.53	1.41
67	B1	2899	G	O4'-C1'	8.87	1.53	1.41
21	A2	825	C	C2'-C1'	-8.87	1.43	1.53
21	A2	1248	A	O4'-C1'	8.87	1.53	1.41
67	B1	832	A	C2'-C1'	-8.86	1.43	1.53
67	B1	2449	A	O4'-C1'	8.86	1.53	1.41
67	B1	1382	C	O4'-C1'	8.86	1.53	1.41
67	B1	48	G	O4'-C1'	-8.85	1.30	1.41
67	B1	499	A	C2'-C1'	-8.85	1.43	1.53
67	B1	3025	C	C2'-C1'	-8.85	1.43	1.53
21	A2	328	G	C2'-C1'	-8.85	1.43	1.53
21	A2	929	C	O4'-C1'	8.85	1.53	1.41
67	B1	2032	G	O4'-C1'	8.85	1.53	1.41
67	B1	2906	C	C3'-C2'	-8.85	1.43	1.52
67	B1	313	U	O4'-C1'	8.85	1.53	1.41
67	B1	1557	G	C2'-C1'	8.85	1.63	1.53
67	B1	294	U	C2'-C1'	-8.85	1.43	1.53
67	B1	2867	U	C2'-C1'	-8.85	1.43	1.53
67	B1	2286	U	C4'-C3'	8.84	1.62	1.53
67	B1	449	G	C2'-C1'	-8.84	1.43	1.53
67	B1	1193	G	C2'-C1'	-8.84	1.43	1.53
67	B1	2916	G	O4'-C1'	-8.84	1.30	1.41
21	A2	551	U	C2'-C1'	-8.84	1.43	1.53
67	B1	607	C	O4'-C1'	8.84	1.53	1.41

*Continued on next page...*

*Continued from previous page...*

Mol	Chain	Res	Type	Atoms	Z	Observed(Å)	Ideal(Å)
67	B1	171	A	C2'-C1'	-8.84	1.43	1.53
21	A2	1205	G	O4'-C1'	-8.84	1.30	1.41
27	A0	44	C	O4'-C1'	8.84	1.53	1.41
67	B1	2412	A	C2'-C1'	-8.84	1.43	1.53
67	B1	224	G	C2'-C1'	-8.84	1.43	1.53
67	B1	1991	G	C2'-C1'	8.83	1.63	1.53
67	B1	2714	G	O4'-C1'	8.83	1.53	1.41
67	B1	427	G	O4'-C1'	8.83	1.53	1.41
67	B1	1320	C	O4'-C1'	8.83	1.53	1.41
67	B1	1613	A	O4'-C1'	-8.83	1.30	1.41
67	B1	2153	C	O4'-C1'	8.83	1.53	1.41
67	B1	2716	C	C2'-C1'	8.82	1.63	1.53
67	B1	2784	A	C2'-C1'	-8.82	1.43	1.53
67	B1	2949	G	C2'-C1'	8.81	1.63	1.53
67	B1	174	C	P-O5'	-8.81	1.50	1.59
67	B1	1332	A	C2'-C1'	-8.81	1.43	1.53
67	B1	1568	A	C4'-O4'	-8.81	1.34	1.45
67	B1	2345	U	C2'-C1'	-8.81	1.43	1.53
67	B1	2487	G	C2'-C1'	-8.81	1.43	1.53
67	B1	2148	U	C5'-C4'	8.81	1.61	1.51
21	A2	1222	C	O4'-C1'	8.81	1.53	1.41
67	B1	1648	C	O4'-C1'	8.81	1.53	1.41
67	B1	2372	C	C2'-C1'	8.81	1.63	1.53
67	B1	1942	G	C2'-C1'	-8.80	1.43	1.53
67	B1	1988	U	P-O5'	-8.80	1.50	1.59
21	A2	1062	G	C2'-C1'	-8.80	1.43	1.53
67	B1	2109	C	O4'-C1'	8.80	1.53	1.41
11	A1	42	C	O4'-C1'	8.79	1.53	1.41
67	B1	1939	C	C2'-C1'	-8.79	1.43	1.53
67	B1	2219	A	C4'-O4'	-8.80	1.34	1.45
67	B1	2259	G	O4'-C1'	8.79	1.53	1.41
67	B1	2297	C	C2'-C1'	-8.79	1.43	1.53
67	B1	2344	G	C3'-C2'	-8.79	1.43	1.52
67	B1	104	C	C2'-C1'	-8.79	1.43	1.53
68	B3	121	A	C2'-C1'	-8.79	1.43	1.53
21	A2	54	C	C5'-C4'	8.79	1.61	1.51
67	B1	733	A	O3'-P	-8.79	1.50	1.61
21	A2	1208	A	C4'-O4'	-8.78	1.34	1.45
67	B1	230	A	C4'-C3'	8.78	1.62	1.53
67	B1	1962	G	C2'-C1'	-8.78	1.43	1.53
21	A2	1475	C	O4'-C1'	8.78	1.53	1.41
67	B1	1796	U	C2'-C1'	8.78	1.63	1.53

*Continued on next page...*

*Continued from previous page...*

Mol	Chain	Res	Type	Atoms	Z	Observed(Å)	Ideal(Å)
67	B1	2660	G	C2'-C1'	-8.78	1.43	1.53
67	B1	2897	C	C2'-C1'	-8.78	1.43	1.53
67	B1	1888	G	P-O5'	8.77	1.68	1.59
67	B1	1743	G	O4'-C1'	-8.77	1.30	1.41
67	B1	1911	G	C2'-C1'	8.77	1.62	1.53
68	B3	59	C	C2'-C1'	-8.77	1.43	1.53
67	B1	1969	C	O4'-C1'	8.77	1.53	1.41
67	B1	2585	G	O4'-C1'	-8.77	1.30	1.41
67	B1	1380	G	O4'-C1'	8.77	1.53	1.41
67	B1	1956	G	O3'-P	-8.77	1.50	1.61
67	B1	411	U	C2'-C1'	8.77	1.62	1.53
67	B1	487	U	C2'-C1'	8.77	1.62	1.53
68	B3	122	C	O4'-C1'	-8.77	1.30	1.41
67	B1	2213	G	O4'-C1'	8.76	1.53	1.41
67	B1	1769	G	C2'-C1'	-8.76	1.43	1.53
21	A2	313	G	O4'-C1'	8.76	1.53	1.41
21	A2	1253	G	O4'-C1'	8.76	1.53	1.41
11	A1	41	C	C4'-C3'	-8.75	1.43	1.53
21	A2	229	G	O4'-C1'	8.75	1.53	1.41
21	A2	341	C	O4'-C1'	8.75	1.53	1.41
21	A2	362	C	C4'-C3'	8.75	1.62	1.53
67	B1	620	G	C2'-C1'	-8.75	1.43	1.53
68	B3	112	C	C4'-C3'	8.75	1.62	1.53
67	B1	1120	C	O4'-C1'	8.74	1.53	1.41
67	B1	1600	G	O4'-C1'	8.74	1.53	1.41
67	B1	302	U	O4'-C1'	-8.74	1.30	1.41
67	B1	2016	C	P-O5'	8.74	1.68	1.59
67	B1	1226	G	C2'-C1'	8.74	1.62	1.53
21	A2	240	U	C2'-C1'	8.73	1.62	1.53
21	A2	824	G	O4'-C1'	8.73	1.53	1.41
67	B1	479	G	C2'-C1'	-8.73	1.43	1.53
27	A0	59	A	C2'-C1'	8.73	1.62	1.53
21	A2	775	G	O4'-C1'	8.73	1.52	1.41
67	B1	1737	A	O4'-C1'	8.73	1.52	1.41
68	B3	9	A	C2'-C1'	8.73	1.62	1.53
21	A2	1342	C	O4'-C1'	8.72	1.52	1.41
67	B1	1132	U	C2'-C1'	-8.72	1.43	1.53
67	B1	1569	A	C3'-C2'	-8.72	1.43	1.52
67	B1	2416	G	C2'-C1'	8.72	1.62	1.53
67	B1	2664	G	O4'-C1'	8.72	1.52	1.41
68	B3	119	C	C2'-C1'	-8.72	1.43	1.53
67	B1	2106	G	C4'-C3'	-8.72	1.43	1.53

*Continued on next page...*

*Continued from previous page...*

Mol	Chain	Res	Type	Atoms	Z	Observed(Å)	Ideal(Å)
21	A2	1478	A	P-O5'	-8.72	1.51	1.59
67	B1	241	C	O4'-C1'	8.71	1.52	1.41
21	A2	100	A	O4'-C1'	8.71	1.52	1.41
67	B1	1679	U	O4'-C1'	8.71	1.52	1.41
67	B1	2809	G	C2'-C1'	-8.71	1.43	1.53
21	A2	144	G	C2'-C1'	-8.71	1.43	1.53
67	B1	572	U	O4'-C1'	8.71	1.52	1.41
67	B1	1833	G	C2'-C1'	-8.71	1.43	1.53
21	A2	1127	A	C2'-C1'	-8.70	1.43	1.53
67	B1	580	G	O4'-C1'	8.71	1.52	1.41
67	B1	873	G	O4'-C1'	8.71	1.52	1.41
67	B1	1498	C	O4'-C1'	8.71	1.52	1.41
67	B1	2383	A	O4'-C1'	8.70	1.52	1.41
67	B1	2475	G	O4'-C1'	8.71	1.52	1.41
67	B1	1345	G	C2'-C1'	-8.70	1.43	1.53
21	A2	1023	C	C2'-C1'	-8.70	1.43	1.53
67	B1	1028	G	O4'-C1'	8.70	1.52	1.41
67	B1	1971	C	O4'-C1'	8.70	1.52	1.41
67	B1	2026	C	O4'-C1'	8.70	1.52	1.41
21	A2	214	C	C2'-C1'	-8.69	1.43	1.53
67	B1	2066	C	C2'-C1'	-8.69	1.43	1.53
67	B1	1476	C	O4'-C1'	8.69	1.52	1.41
67	B1	4	C	C2'-C1'	-8.69	1.43	1.53
67	B1	469	A	P-O5'	-8.69	1.51	1.59
67	B1	2485	C	C2'-C1'	8.69	1.62	1.53
68	B3	107	G	O3'-P	-8.69	1.50	1.61
21	A2	90	C	O4'-C1'	8.68	1.52	1.41
27	A0	57	G	C2'-C1'	-8.68	1.43	1.53
67	B1	232	U	C5'-C4'	8.68	1.61	1.51
67	B1	2074	U	O4'-C1'	8.68	1.52	1.41
67	B1	1182	C	O4'-C1'	8.67	1.52	1.41
21	A2	148	C	O4'-C1'	8.67	1.52	1.41
21	A2	177	A	C2'-C1'	8.67	1.62	1.53
21	A2	386	C	O4'-C1'	8.67	1.52	1.41
21	A2	798	U	C5'-C4'	8.67	1.61	1.51
67	B1	715	G	C2'-C1'	8.67	1.62	1.53
67	B1	1576	C	O3'-P	-8.67	1.50	1.61
21	A2	645	G	O4'-C1'	-8.66	1.30	1.41
67	B1	1991	G	O4'-C1'	-8.66	1.30	1.41
67	B1	1305	C	C2'-C1'	-8.66	1.43	1.53
21	A2	269	A	C2'-C1'	-8.66	1.43	1.53
67	B1	804	C	C2'-C1'	-8.66	1.43	1.53

*Continued on next page...*



*Continued from previous page...*

Mol	Chain	Res	Type	Atoms	Z	Observed(Å)	Ideal(Å)
67	B1	1300	C	O4'-C1'	8.66	1.52	1.41
67	B1	1358	C	O4'-C1'	8.66	1.52	1.41
27	A0	47	U	O3'-P	-8.65	1.50	1.61
11	A1	62	C	C2'-C1'	-8.65	1.43	1.53
21	A2	209	A	C2'-C1'	-8.65	1.43	1.53
67	B1	983	G	O4'-C1'	8.65	1.52	1.41
21	A2	68	G	O4'-C1'	8.65	1.52	1.41
67	B1	2662	G	C3'-C2'	8.65	1.62	1.52
21	A2	227	C	P-O5'	-8.65	1.51	1.59
27	A0	16	C	O4'-C1'	8.65	1.52	1.41
67	B1	1705	C	O4'-C1'	8.65	1.52	1.41
67	B1	2868	C	C2'-C1'	-8.65	1.43	1.53
67	B1	2174	G	C4'-O4'	-8.64	1.34	1.45
21	A2	949	G	O4'-C1'	-8.64	1.30	1.41
67	B1	1147	G	P-O5'	-8.64	1.51	1.59
67	B1	2954	C	O4'-C1'	8.64	1.52	1.41
67	B1	760	G	C2'-C1'	-8.64	1.43	1.53
67	B1	1567	C	C3'-O3'	-8.64	1.30	1.42
67	B1	1833	G	O4'-C1'	8.64	1.52	1.41
67	B1	2030	G	C5'-C4'	8.64	1.61	1.51
67	B1	127	C	O4'-C1'	8.63	1.52	1.41
67	B1	311	C	O4'-C1'	8.63	1.52	1.41
67	B1	1115	A	C2'-C1'	-8.63	1.43	1.53
21	A2	948	G	C2'-C1'	8.63	1.62	1.53
21	A2	150	G	O4'-C1'	-8.63	1.30	1.41
67	B1	809	A	C2'-C1'	8.63	1.62	1.53
67	B1	1162	C	C3'-C2'	8.62	1.62	1.52
67	B1	2919	C	O4'-C1'	8.62	1.52	1.41
67	B1	2992	G	P-O5'	-8.62	1.51	1.59
67	B1	1734	G	C2'-C1'	8.62	1.62	1.53
67	B1	2034	G	C2'-C1'	-8.62	1.43	1.53
21	A2	284	A	O4'-C1'	8.62	1.52	1.41
67	B1	218	A	C4'-C3'	8.62	1.62	1.53
21	A2	505	U	O4'-C1'	-8.61	1.30	1.41
67	B1	1414	G	C2'-C1'	-8.61	1.43	1.53
67	B1	1555	G	P-O5'	-8.61	1.51	1.59
67	B1	2712	G	C2'-C1'	-8.61	1.43	1.53
11	A1	53	G	C2'-C1'	-8.61	1.43	1.53
21	A2	615	G	P-O5'	-8.61	1.51	1.59
67	B1	348	G	C2'-C1'	-8.61	1.43	1.53
67	B1	2048	C	C2'-C1'	-8.61	1.43	1.53
67	B1	2464	G	O4'-C1'	-8.61	1.30	1.41

*Continued on next page...*

*Continued from previous page...*

Mol	Chain	Res	Type	Atoms	Z	Observed(Å)	Ideal(Å)
68	B3	44	C	C2'-C1'	8.61	1.62	1.53
67	B1	1540	A	C4'-C3'	-8.60	1.43	1.53
67	B1	696	G	C4'-C3'	-8.60	1.43	1.53
7	AB	33	TYR	CG-CD1	8.60	1.50	1.39
21	A2	657	A	C2'-C1'	8.60	1.62	1.53
21	A2	1489	A	C2'-C1'	-8.60	1.43	1.53
21	A2	498	C	C5'-C4'	8.60	1.61	1.51
21	A2	519	G	C3'-C2'	-8.60	1.43	1.52
21	A2	1137	G	O4'-C1'	8.60	1.52	1.41
67	B1	2927	A	C4'-C3'	8.60	1.62	1.53
21	A2	1375	C	O4'-C1'	8.60	1.52	1.41
21	A2	368	C	P-O5'	-8.59	1.51	1.59
67	B1	428	A	O4'-C1'	8.59	1.52	1.41
67	B1	3010	C	C2'-C1'	-8.59	1.44	1.53
67	B1	960	C	O4'-C1'	8.59	1.52	1.41
67	B1	1499	C	O4'-C1'	8.59	1.52	1.41
67	B1	1436	A	O4'-C1'	8.58	1.52	1.41
21	A2	86	C	C2'-C1'	8.58	1.62	1.53
67	B1	1899	C	O3'-P	-8.58	1.50	1.61
67	B1	1220	U	O4'-C1'	8.58	1.52	1.41
67	B1	2131	C	C4'-C3'	8.58	1.62	1.53
21	A2	1219	C	C2'-C1'	-8.57	1.44	1.53
67	B1	1900	U	O4'-C1'	8.57	1.52	1.41
67	B1	2423	G	C2'-C1'	-8.57	1.44	1.53
21	A2	36	G	O4'-C1'	-8.57	1.30	1.41
67	B1	2449	A	C2'-C1'	-8.57	1.44	1.53
67	B1	472	A	O4'-C1'	8.57	1.52	1.41
21	A2	1000	G	C3'-C2'	-8.57	1.43	1.52
67	B1	1843	C	C2'-C1'	-8.57	1.44	1.53
67	B1	2999	G	O4'-C1'	8.57	1.52	1.41
67	B1	2072	G	C2'-C1'	-8.57	1.44	1.53
21	A2	710	G	C4'-C3'	8.56	1.62	1.53
67	B1	118	A	O4'-C1'	8.56	1.52	1.41
67	B1	758	C	C2'-C1'	8.56	1.62	1.53
67	B1	2656	A	C5'-C4'	8.56	1.61	1.51
67	B1	553	C	O4'-C1'	8.56	1.52	1.41
67	B1	1329	G	C5'-C4'	8.56	1.61	1.51
21	A2	622	C	C5'-C4'	8.56	1.61	1.51
67	B1	233	A	O4'-C1'	8.56	1.52	1.41
21	A2	123	U	O4'-C1'	8.56	1.52	1.41
67	B1	2595	C	O4'-C1'	8.55	1.52	1.41
21	A2	107	C	C2'-C1'	-8.55	1.44	1.53

*Continued on next page...*

*Continued from previous page...*

Mol	Chain	Res	Type	Atoms	Z	Observed(Å)	Ideal(Å)
67	B1	578	C	C2'-C1'	-8.55	1.44	1.53
67	B1	2210	G	O4'-C1'	-8.55	1.30	1.41
68	B3	125	U	O4'-C1'	8.55	1.52	1.41
21	A2	311	A	C2'-C1'	8.55	1.62	1.53
21	A2	426	C	C2'-C1'	-8.55	1.44	1.53
67	B1	1484	U	P-O5'	-8.55	1.51	1.59
21	A2	521	G	C2'-C1'	-8.55	1.44	1.53
67	B1	2239	C	C2'-C1'	-8.54	1.44	1.53
67	B1	2446	C	O4'-C1'	8.54	1.52	1.41
67	B1	436	C	C2'-C1'	-8.54	1.44	1.53
67	B1	2020	G	O4'-C1'	8.54	1.52	1.41
67	B1	1863	G	C3'-O3'	8.54	1.54	1.42
21	A2	1481	G	O4'-C1'	8.54	1.52	1.41
11	A1	8	U	O4'-C1'	8.54	1.52	1.41
21	A2	305	C	C2'-C1'	-8.53	1.44	1.53
67	B1	681	C	O4'-C1'	8.53	1.52	1.41
67	B1	2245	C	O4'-C1'	8.53	1.52	1.41
67	B1	29	U	O4'-C1'	8.53	1.52	1.41
67	B1	1991	G	O3'-P	-8.53	1.50	1.61
67	B1	246	A	C2'-C1'	8.53	1.62	1.53
21	A2	1460	G	O4'-C1'	8.53	1.52	1.41
21	A2	634	C	C2'-C1'	-8.52	1.44	1.53
67	B1	345	C	C5'-C4'	8.52	1.61	1.51
67	B1	2540	A	O4'-C1'	8.52	1.52	1.41
68	B3	123	U	C2'-C1'	8.52	1.62	1.53
67	B1	1583	G	C3'-C2'	-8.52	1.43	1.52
67	B1	2531	G	O4'-C1'	8.52	1.52	1.41
21	A2	2	U	C2'-C1'	-8.52	1.44	1.53
67	B1	788	A	O3'-P	-8.52	1.50	1.61
67	B1	2901	C	C4'-C3'	-8.52	1.43	1.53
21	A2	510	A	C2'-C1'	8.52	1.62	1.53
21	A2	802	G	P-O5'	-8.51	1.51	1.59
67	B1	1785	G	C2'-C1'	-8.51	1.44	1.53
21	A2	877	A	C2'-C1'	-8.51	1.44	1.53
67	B1	890	G	C2'-C1'	-8.51	1.44	1.53
67	B1	1180	G	O3'-P	-8.51	1.50	1.61
67	B1	794	G	C2'-C1'	-8.50	1.44	1.53
67	B1	2005	A	P-O5'	-8.50	1.51	1.59
67	B1	882	U	O4'-C1'	8.50	1.52	1.41
67	B1	1351	G	C2'-C1'	-8.50	1.44	1.53
67	B1	2791	C	C4'-C3'	8.50	1.62	1.53
67	B1	1242	A	O4'-C1'	8.50	1.52	1.41

*Continued on next page...*

*Continued from previous page...*

Mol	Chain	Res	Type	Atoms	Z	Observed(Å)	Ideal(Å)
67	B1	2460	A	O4'-C1'	8.50	1.52	1.41
21	A2	213	C	C2'-C1'	-8.49	1.44	1.53
21	A2	1418	G	C2'-C1'	-8.49	1.44	1.53
67	B1	177	G	P-O5'	-8.49	1.51	1.59
67	B1	445	G	C5'-C4'	8.49	1.61	1.51
67	B1	2730	U	O4'-C1'	8.49	1.52	1.41
67	B1	426	G	P-O5'	-8.49	1.51	1.59
21	A2	649	A	C2'-C1'	-8.49	1.44	1.53
67	B1	2169	C	C2'-C1'	-8.49	1.44	1.53
21	A2	764	C	O4'-C1'	8.49	1.52	1.41
67	B1	2804	C	O4'-C1'	8.49	1.52	1.41
67	B1	2258	A	O4'-C1'	8.48	1.52	1.41
67	B1	389	C	O3'-P	-8.48	1.50	1.61
67	B1	1983	C	O4'-C1'	8.48	1.52	1.41
21	A2	302	A	O4'-C1'	8.48	1.52	1.41
67	B1	1436	A	C4'-C3'	8.48	1.62	1.53
21	A2	1023	C	O4'-C1'	8.47	1.52	1.41
67	B1	770	G	C2'-C1'	8.47	1.62	1.53
21	A2	306	C	P-O5'	-8.47	1.51	1.59
21	A2	1243	C	C4'-C3'	8.47	1.62	1.53
67	B1	1923	A	C2'-C1'	8.47	1.62	1.53
67	B1	863	C	O4'-C1'	8.47	1.52	1.41
68	B3	115	C	C2'-C1'	-8.47	1.44	1.53
67	B1	1263	C	O4'-C1'	8.47	1.52	1.41
21	A2	391	G	O4'-C1'	-8.47	1.30	1.41
67	B1	2410	U	C2'-C1'	-8.47	1.44	1.53
67	B1	10	C	C2'-C1'	8.46	1.62	1.53
67	B1	839	A	O4'-C1'	8.46	1.52	1.41
67	B1	491	G	C4'-C3'	8.46	1.62	1.53
67	B1	530	A	P-O5'	-8.46	1.51	1.59
67	B1	918	A	P-O5'	-8.46	1.51	1.59
21	A2	938	C	C2'-C1'	-8.46	1.44	1.53
67	B1	1268	A	C2'-C1'	8.46	1.62	1.53
21	A2	1387	C	C5'-C4'	8.45	1.61	1.51
21	A2	1454	A	O4'-C1'	8.45	1.52	1.41
67	B1	779	A	C5'-C4'	8.45	1.61	1.51
67	B1	1398	C	C2'-C1'	-8.44	1.44	1.53
67	B1	2390	G	O4'-C1'	-8.44	1.30	1.41
67	B1	2106	G	C2'-C1'	-8.44	1.44	1.53
67	B1	1055	C	O4'-C1'	8.43	1.52	1.41
67	B1	1569	A	O4'-C1'	8.43	1.52	1.41
21	A2	1491	C	C3'-C2'	8.43	1.62	1.52

*Continued on next page...*

*Continued from previous page...*

Mol	Chain	Res	Type	Atoms	Z	Observed(Å)	Ideal(Å)
67	B1	2042	A	C3'-C2'	8.43	1.62	1.52
21	A2	454	G	C2'-C1'	-8.43	1.44	1.53
67	B1	926	C	C2'-C1'	8.43	1.62	1.53
67	B1	1450	C	C2'-C1'	-8.43	1.44	1.53
67	B1	1901	A	C2'-C1'	8.43	1.62	1.53
21	A2	722	G	C2'-C1'	-8.42	1.44	1.53
67	B1	1280	C	O4'-C1'	8.42	1.52	1.41
67	B1	2385	G	O4'-C1'	8.42	1.52	1.41
21	A2	1349	C	C2'-C1'	-8.42	1.44	1.53
67	B1	2711	U	C2'-C1'	-8.42	1.44	1.53
67	B1	281	G	O4'-C1'	8.42	1.52	1.41
21	A2	1387	C	O4'-C1'	8.42	1.52	1.41
67	B1	1396	A	O4'-C1'	8.41	1.52	1.41
68	B3	98	G	C2'-C1'	8.41	1.62	1.53
67	B1	2272	G	C4'-C3'	8.41	1.62	1.53
67	B1	951	C	C2'-C1'	-8.41	1.44	1.53
67	B1	1565	G	C3'-O3'	-8.41	1.30	1.42
67	B1	1597	G	O4'-C1'	8.41	1.52	1.41
67	B1	372	A	C2'-C1'	8.41	1.62	1.53
67	B1	538	G	C2'-C1'	-8.41	1.44	1.53
67	B1	1491	U	O4'-C1'	-8.41	1.30	1.41
67	B1	2111	C	O4'-C1'	8.41	1.52	1.41
21	A2	680	C	O4'-C1'	8.40	1.52	1.41
21	A2	1362	C	O4'-C1'	8.40	1.52	1.41
48	BR	9	ARG	CZ-NH2	8.40	1.44	1.33
67	B1	326	C	O4'-C1'	8.40	1.52	1.41
67	B1	1285	C	C2'-C1'	-8.40	1.44	1.53
67	B1	1846	G	O4'-C1'	8.40	1.52	1.41
67	B1	2320	U	C2'-C1'	8.40	1.62	1.53
67	B1	2348	G	C2'-C1'	8.40	1.62	1.53
67	B1	1788	G	O4'-C1'	-8.40	1.30	1.41
67	B1	2380	A	O4'-C1'	8.40	1.52	1.41
21	A2	972	C	C2'-C1'	-8.40	1.44	1.53
21	A2	1350	U	C2'-C1'	-8.39	1.44	1.53
21	A2	1151	A	O4'-C1'	8.39	1.52	1.41
21	A2	332	C	O4'-C1'	8.39	1.52	1.41
67	B1	412	G	C2'-C1'	-8.39	1.44	1.53
67	B1	1447	G	O4'-C1'	8.39	1.52	1.41
21	A2	1070	C	C2'-C1'	-8.39	1.44	1.53
67	B1	1889	G	O4'-C1'	-8.39	1.30	1.41
21	A2	290	C	O4'-C1'	8.38	1.52	1.41
21	A2	885	G	O4'-C1'	-8.38	1.30	1.41

*Continued on next page...*

*Continued from previous page...*

Mol	Chain	Res	Type	Atoms	Z	Observed(Å)	Ideal(Å)
67	B1	1691	U	O4'-C1'	8.38	1.52	1.41
67	B1	1614	U	O4'-C1'	8.38	1.52	1.41
21	A2	348	C	C2'-C1'	-8.38	1.44	1.53
67	B1	2075	U	C3'-C2'	-8.37	1.43	1.52
67	B1	1643	A	C5'-C4'	8.37	1.61	1.51
67	B1	2071	C	O4'-C1'	8.37	1.52	1.41
15	AE	32	PRO	N-CD	-8.37	1.36	1.47
21	A2	1146	G	C4'-C3'	8.37	1.62	1.53
67	B1	90	A	C2'-C1'	-8.37	1.44	1.53
21	A2	1199	A	C2'-C1'	8.37	1.62	1.53
21	A2	1327	C	C2'-C1'	-8.37	1.44	1.53
62	BN	71	ARG	CZ-NH1	8.37	1.44	1.33
67	B1	22	C	O4'-C1'	8.37	1.52	1.41
67	B1	1986	U	C2'-C1'	-8.37	1.44	1.53
67	B1	2339	C	O4'-C1'	8.37	1.52	1.41
21	A2	763	G	O3'-P	-8.36	1.51	1.61
67	B1	678	G	O4'-C1'	8.37	1.52	1.41
21	A2	351	C	C2'-C1'	-8.36	1.44	1.53
67	B1	1858	G	C2'-C1'	-8.36	1.44	1.53
21	A2	965	G	C5'-C4'	8.36	1.61	1.51
21	A2	1080	C	C4'-O4'	8.36	1.56	1.45
21	A2	1393	A	C2'-C1'	8.36	1.62	1.53
67	B1	187	C	O4'-C1'	8.36	1.52	1.41
67	B1	1675	C	C5'-C4'	8.36	1.61	1.51
67	B1	2931	G	O4'-C1'	8.36	1.52	1.41
67	B1	2269	C	O4'-C1'	8.36	1.52	1.41
67	B1	2483	U	O4'-C1'	8.36	1.52	1.41
67	B1	189	U	C2'-C1'	-8.35	1.44	1.53
67	B1	2663	G	O4'-C1'	8.35	1.52	1.41
11	A1	5	C	C2'-C1'	8.35	1.62	1.53
67	B1	3019	C	O4'-C1'	8.35	1.52	1.41
21	A2	281	G	C2'-C1'	-8.34	1.44	1.53
67	B1	953	G	O3'-P	-8.34	1.51	1.61
67	B1	1107	G	O4'-C1'	8.34	1.52	1.41
67	B1	1201	G	P-O5'	-8.34	1.51	1.59
67	B1	458	U	O4'-C1'	8.34	1.52	1.41
21	A2	1167	C	C2'-C1'	-8.34	1.44	1.53
67	B1	712	C	C2'-C1'	-8.34	1.44	1.53
67	B1	2294	A	O4'-C1'	8.34	1.52	1.41
21	A2	549	A	C4'-C3'	8.33	1.62	1.53
21	A2	1046	G	O4'-C1'	-8.33	1.30	1.41
67	B1	1205	U	C2'-C1'	8.33	1.62	1.53

*Continued on next page...*

*Continued from previous page...*

Mol	Chain	Res	Type	Atoms	Z	Observed(Å)	Ideal(Å)
21	A2	1334	A	O4'-C1'	8.33	1.52	1.41
67	B1	626	C	O3'-P	-8.33	1.51	1.61
67	B1	1081	U	C2'-C1'	-8.32	1.44	1.53
67	B1	1975	C	P-O5'	-8.32	1.51	1.59
67	B1	2878	A	C2'-C1'	-8.32	1.44	1.53
67	B1	1611	C	P-O5'	-8.32	1.51	1.59
21	A2	1088	U	C4'-C3'	8.32	1.62	1.53
67	B1	2321	A	O4'-C1'	-8.32	1.30	1.41
21	A2	85	A	O4'-C1'	8.32	1.52	1.41
67	B1	715	G	C5'-C4'	8.32	1.61	1.51
67	B1	861	G	O4'-C1'	-8.32	1.30	1.41
67	B1	1821	C	C2'-C1'	-8.32	1.44	1.53
67	B1	2856	G	C5'-C4'	8.32	1.61	1.51
21	A2	576	C	C2'-C1'	-8.31	1.44	1.53
67	B1	1048	C	O3'-P	-8.31	1.51	1.61
67	B1	253	G	C2'-C1'	-8.31	1.44	1.53
67	B1	626	C	C5'-C4'	8.31	1.61	1.51
67	B1	1764	G	C2'-C1'	-8.31	1.44	1.53
67	B1	1771	C	O4'-C1'	8.31	1.52	1.41
67	B1	2275	G	C4'-C3'	8.30	1.62	1.53
67	B1	2957	G	C2'-C1'	-8.31	1.44	1.53
21	A2	1220	G	C3'-C2'	-8.30	1.43	1.52
21	A2	838	C	C2'-C1'	-8.30	1.44	1.53
67	B1	2716	C	O4'-C1'	8.30	1.52	1.41
67	B1	1389	A	C2'-C1'	8.30	1.62	1.53
67	B1	395	G	O4'-C1'	8.29	1.52	1.41
68	B3	14	G	O4'-C1'	-8.29	1.30	1.41
21	A2	849	U	C2'-C1'	-8.29	1.44	1.53
67	B1	501	C	O4'-C1'	8.29	1.52	1.41
67	B1	896	G	C4'-C3'	-8.29	1.44	1.53
67	B1	1174	U	P-O5'	-8.29	1.51	1.59
67	B1	1465	A	P-O5'	-8.29	1.51	1.59
67	B1	111	U	C2'-C1'	8.29	1.62	1.53
21	A2	1443	G	O4'-C1'	-8.29	1.30	1.41
67	B1	2655	C	O4'-C1'	8.29	1.52	1.41
21	A2	562	A	O3'-P	-8.28	1.51	1.61
27	A0	26	G	O4'-C1'	8.28	1.52	1.41
67	B1	2163	G	C4'-C3'	8.28	1.62	1.53
67	B1	2771	G	O4'-C1'	-8.28	1.30	1.41
67	B1	973	C	C5'-C4'	8.28	1.61	1.51
21	A2	885	G	C4'-C3'	8.28	1.62	1.53
67	B1	40	G	C2'-C1'	-8.28	1.44	1.53

*Continued on next page...*

*Continued from previous page...*

Mol	Chain	Res	Type	Atoms	Z	Observed(Å)	Ideal(Å)
67	B1	2708	U	C2'-C1'	-8.28	1.44	1.53
67	B1	2514	C	C3'-O3'	8.28	1.53	1.42
21	A2	101	G	O4'-C1'	-8.27	1.30	1.41
67	B1	461	C	O4'-C1'	8.27	1.52	1.41
21	A2	565	C	C2'-C1'	-8.27	1.44	1.53
67	B1	1561	G	P-O5'	8.27	1.68	1.59
67	B1	1866	G	C2'-C1'	-8.27	1.44	1.53
67	B1	559	G	O4'-C1'	8.26	1.52	1.41
67	B1	628	A	O4'-C1'	8.26	1.52	1.41
67	B1	2493	A	C3'-O3'	8.26	1.53	1.42
67	B1	2347	G	C2'-C1'	-8.26	1.44	1.53
33	BC	9	ARG	CD-NE	8.26	1.60	1.46
67	B1	273	G	O4'-C1'	8.26	1.52	1.41
67	B1	324	C	P-O5'	-8.26	1.51	1.59
67	B1	390	C	O4'-C1'	8.26	1.52	1.41
67	B1	2830	C	O4'-C1'	8.26	1.52	1.41
67	B1	544	A	C2'-C1'	-8.25	1.44	1.53
67	B1	2116	G	C2'-C1'	-8.25	1.44	1.53
21	A2	121	C	O4'-C1'	8.25	1.52	1.41
21	A2	779	G	P-O5'	-8.25	1.51	1.59
21	A2	1138	G	C2'-C1'	8.25	1.62	1.53
21	A2	105	C	C2'-C1'	-8.25	1.44	1.53
68	B3	118	G	C5'-C4'	8.25	1.61	1.51
21	A2	494	G	O4'-C1'	-8.25	1.30	1.41
21	A2	1453	U	O3'-P	-8.25	1.51	1.61
67	B1	193	A	C2'-C1'	-8.24	1.44	1.53
67	B1	1367	A	C2'-C1'	-8.24	1.44	1.53
67	B1	944	G	C2'-C1'	-8.24	1.44	1.53
21	A2	1470	G	O4'-C1'	8.24	1.52	1.41
67	B1	1949	A	C3'-C2'	-8.23	1.43	1.52
67	B1	2456	C	O4'-C1'	8.23	1.52	1.41
21	A2	126	G	O4'-C1'	-8.23	1.30	1.41
67	B1	1516	C	O4'-C1'	8.23	1.52	1.41
21	A2	925	U	C2'-C1'	-8.22	1.44	1.53
21	A2	1148	G	P-O5'	-8.22	1.51	1.59
67	B1	941	C	C2'-C1'	-8.22	1.44	1.53
21	A2	1118	C	C5'-C4'	8.22	1.61	1.51
67	B1	1241	C	C5'-C4'	8.22	1.61	1.51
67	B1	2061	A	O4'-C1'	8.22	1.52	1.41
67	B1	3041	U	O4'-C1'	8.22	1.52	1.41
67	B1	2866	A	C4'-O4'	8.22	1.56	1.45
68	B3	95	G	C4'-C3'	8.22	1.62	1.53

*Continued on next page...*



*Continued from previous page...*

Mol	Chain	Res	Type	Atoms	Z	Observed(Å)	Ideal(Å)
67	B1	2827	C	C4'-O4'	-8.22	1.34	1.45
67	B1	783	C	C2'-C1'	-8.21	1.44	1.53
67	B1	267	C	O4'-C1'	8.21	1.52	1.41
67	B1	2333	G	O4'-C1'	8.21	1.52	1.41
67	B1	2414	G	O4'-C1'	-8.21	1.30	1.41
67	B1	1938	G	O4'-C1'	-8.21	1.30	1.41
21	A2	18	C	O4'-C1'	8.21	1.52	1.41
27	A0	8	U	C5'-C4'	8.21	1.61	1.51
67	B1	2386	U	O4'-C1'	8.21	1.52	1.41
67	B1	1169	G	C2'-C1'	-8.21	1.44	1.53
67	B1	2634	U	C2'-C1'	-8.21	1.44	1.53
21	A2	380	C	C2'-C1'	-8.20	1.44	1.53
36	Bf	2	ALA	N-CA	-8.20	1.29	1.46
67	B1	1286	G	C2'-C1'	-8.20	1.44	1.53
67	B1	1947	A	O4'-C1'	8.20	1.52	1.41
21	A2	719	G	O4'-C1'	8.20	1.52	1.41
21	A2	1078	U	C2'-C1'	-8.20	1.44	1.53
21	A2	1098	G	C4'-C3'	8.20	1.62	1.53
67	B1	1242	A	O3'-P	-8.20	1.51	1.61
21	A2	622	C	O4'-C1'	8.19	1.52	1.41
67	B1	490	C	C2'-C1'	-8.20	1.44	1.53
67	B1	2465	A	C2'-C1'	-8.19	1.44	1.53
67	B1	2800	U	C5'-C4'	8.19	1.61	1.51
21	A2	149	U	O4'-C1'	-8.19	1.31	1.41
67	B1	1469	U	C2'-C1'	-8.19	1.44	1.53
67	B1	1838	C	O4'-C1'	8.19	1.52	1.41
67	B1	509	A	O3'-P	-8.19	1.51	1.61
67	B1	2135	C	O4'-C1'	8.19	1.52	1.41
21	A2	1275	U	C2'-C1'	-8.19	1.44	1.53
21	A2	1398	U	C2'-C1'	8.19	1.62	1.53
27	A0	75	C	C2'-C1'	-8.19	1.44	1.53
21	A2	315	A	C5'-C4'	8.18	1.61	1.51
21	A2	8	U	O4'-C1'	-8.18	1.31	1.41
67	B1	2497	G	C2'-C1'	-8.18	1.44	1.53
21	A2	275	A	O4'-C1'	-8.18	1.31	1.41
21	A2	1425	C	O4'-C1'	8.18	1.52	1.41
67	B1	2293	G	C5'-C4'	8.18	1.61	1.51
67	B1	1190	G	C2'-C1'	-8.18	1.44	1.53
67	B1	511	A	C2'-C1'	8.17	1.62	1.53
67	B1	2919	C	C4'-C3'	8.17	1.62	1.53
21	A2	307	G	C2'-C1'	-8.16	1.44	1.53
21	A2	1173	A	O4'-C1'	8.16	1.52	1.41

*Continued on next page...*

*Continued from previous page...*

Mol	Chain	Res	Type	Atoms	Z	Observed(Å)	Ideal(Å)
67	B1	820	C	O4'-C1'	8.16	1.52	1.41
67	B1	1410	A	P-O5'	-8.16	1.51	1.59
67	B1	668	G	C2'-C1'	-8.16	1.44	1.53
21	A2	1166	G	C2'-C1'	-8.16	1.44	1.53
67	B1	864	C	O4'-C1'	8.16	1.52	1.41
67	B1	1320	C	P-O5'	-8.16	1.51	1.59
27	A0	61	C	C2'-C1'	-8.16	1.44	1.53
67	B1	2532	G	O4'-C1'	8.15	1.52	1.41
67	B1	1224	A	C2'-C1'	8.15	1.62	1.53
67	B1	2129	G	O4'-C1'	8.15	1.52	1.41
67	B1	2903	U	C4'-C3'	8.15	1.62	1.53
67	B1	2188	C	C5'-C4'	8.15	1.61	1.51
67	B1	2382	A	P-O5'	-8.15	1.51	1.59
67	B1	2450	A	C3'-C2'	-8.15	1.43	1.52
21	A2	1371	C	C2'-C1'	-8.15	1.44	1.53
67	B1	97	C	O4'-C1'	8.15	1.52	1.41
67	B1	1313	G	C5'-C4'	8.15	1.61	1.51
67	B1	1746	C	C2'-C1'	-8.15	1.44	1.53
67	B1	3023	G	C2'-C1'	-8.15	1.44	1.53
67	B1	2633	A	C2'-C1'	-8.15	1.44	1.53
21	A2	839	G	C2'-C1'	-8.14	1.44	1.53
67	B1	2871	A	P-O5'	-8.14	1.51	1.59
67	B1	1063	C	O4'-C1'	8.14	1.52	1.41
21	A2	436	A	C2'-C1'	-8.14	1.44	1.53
67	B1	1252	G	O4'-C1'	8.14	1.52	1.41
67	B1	2036	A	C2'-C1'	8.14	1.62	1.53
67	B1	3015	A	O4'-C1'	8.14	1.52	1.41
21	A2	429	A	O4'-C1'	8.13	1.52	1.41
21	A2	850	A	O4'-C1'	8.13	1.52	1.41
44	BW	29	ARG	CZ-NH2	8.13	1.43	1.33
67	B1	1249	G	C2'-C1'	-8.13	1.44	1.53
67	B1	2642	C	P-O5'	-8.13	1.51	1.59
21	A2	956	C	C2'-C1'	-8.13	1.44	1.53
67	B1	2871	A	O4'-C1'	-8.13	1.31	1.41
67	B1	2118	C	O4'-C1'	8.13	1.52	1.41
67	B1	2384	G	C2'-C1'	-8.13	1.44	1.53
11	A1	12	U	C2'-C1'	-8.13	1.44	1.53
21	A2	922	G	C2'-C1'	-8.13	1.44	1.53
21	A2	1089	C	C2'-C1'	-8.13	1.44	1.53
67	B1	1166	A	O4'-C1'	8.13	1.52	1.41
68	B3	19	G	O3'-P	-8.13	1.51	1.61
67	B1	2644	G	C2'-C1'	-8.12	1.44	1.53

*Continued on next page...*

*Continued from previous page...*

Mol	Chain	Res	Type	Atoms	Z	Observed(Å)	Ideal(Å)
21	A2	672	G	O4'-C1'	8.12	1.52	1.41
21	A2	79	G	C2'-C1'	8.12	1.62	1.53
21	A2	441	U	C2'-C1'	-8.12	1.44	1.53
67	B1	2207	C	C2'-C1'	-8.12	1.44	1.53
46	BA	89	GLU	CG-CD	8.12	1.64	1.51
67	B1	3017	U	C2'-C1'	-8.11	1.44	1.53
21	A2	385	A	P-O5'	-8.11	1.51	1.59
67	B1	2336	G	C2'-C1'	-8.11	1.44	1.53
67	B1	1032	C	O3'-P	8.11	1.70	1.61
21	A2	1482	C	O4'-C1'	8.11	1.52	1.41
67	B1	577	C	O4'-C1'	8.11	1.52	1.41
67	B1	1465	A	C2'-C1'	8.11	1.62	1.53
21	A2	727	G	C2'-C1'	8.11	1.62	1.53
67	B1	2362	U	C2'-C1'	8.10	1.62	1.53
67	B1	2436	A	O4'-C1'	8.10	1.52	1.41
21	A2	467	G	C5'-C4'	8.10	1.61	1.51
21	A2	374	G	O4'-C1'	8.10	1.52	1.41
67	B1	611	G	C2'-C1'	-8.10	1.44	1.53
67	B1	2625	C	C2'-C1'	-8.10	1.44	1.53
67	B1	1282	A	O4'-C1'	8.10	1.52	1.41
67	B1	1446	G	C2'-C1'	8.10	1.62	1.53
67	B1	2182	A	O4'-C1'	-8.10	1.31	1.41
21	A2	825	C	O4'-C1'	8.09	1.52	1.41
67	B1	1038	U	C2'-C1'	8.09	1.62	1.53
67	B1	1076	G	P-O5'	-8.09	1.51	1.59
21	A2	597	C	O4'-C1'	8.09	1.52	1.41
21	A2	784	G	C2'-C1'	8.09	1.62	1.53
67	B1	1242	A	C2'-C1'	-8.09	1.44	1.53
67	B1	2562	G	C4'-O4'	-8.09	1.35	1.45
67	B1	2841	G	O4'-C1'	8.09	1.52	1.41
27	A0	55	U	C3'-C2'	-8.09	1.43	1.52
67	B1	439	G	C2'-C1'	-8.08	1.44	1.53
67	B1	572	U	C2'-C1'	-8.08	1.44	1.53
21	A2	620	G	C2'-C1'	-8.08	1.44	1.53
67	B1	2980	G	P-O5'	-8.08	1.51	1.59
21	A2	576	C	O4'-C1'	8.08	1.52	1.41
21	A2	1016	G	C2'-C1'	-8.08	1.44	1.53
21	A2	1058	G	O4'-C1'	8.08	1.52	1.41
67	B1	288	G	C2'-C1'	-8.08	1.44	1.53
67	B1	1283	G	C2'-C1'	8.07	1.62	1.53
67	B1	1663	C	O4'-C1'	8.07	1.52	1.41
67	B1	1095	A	O4'-C1'	8.07	1.52	1.41

*Continued on next page...*

*Continued from previous page...*

Mol	Chain	Res	Type	Atoms	Z	Observed(Å)	Ideal(Å)
67	B1	1646	G	C3'-O3'	8.07	1.53	1.42
67	B1	2332	G	C2'-C1'	-8.06	1.44	1.53
21	A2	1408	C	C2'-C1'	-8.06	1.44	1.53
67	B1	2030	G	O4'-C1'	8.06	1.52	1.41
67	B1	252	A	O4'-C1'	8.06	1.52	1.41
67	B1	380	A	O4'-C1'	8.06	1.52	1.41
67	B1	2820	C	C2'-C1'	-8.06	1.44	1.53
67	B1	502	G	C2'-C1'	8.06	1.62	1.53
21	A2	813	G	C2'-C1'	-8.05	1.44	1.53
67	B1	457	C	O4'-C1'	8.05	1.52	1.41
67	B1	592	C	C2'-C1'	-8.05	1.44	1.53
67	B1	1471	G	O4'-C1'	8.05	1.52	1.41
67	B1	1882	C	C2'-C1'	-8.05	1.44	1.53
67	B1	2637	U	C2'-C1'	-8.05	1.44	1.53
68	B3	84	U	C2'-C1'	8.05	1.62	1.53
21	A2	990	G	C2'-C1'	8.05	1.62	1.53
67	B1	807	G	O4'-C1'	-8.05	1.31	1.41
67	B1	1665	G	C5'-C4'	8.05	1.61	1.51
67	B1	1912	A	P-O5'	-8.05	1.51	1.59
67	B1	2781	A	C2'-C1'	-8.05	1.44	1.53
67	B1	564	U	O3'-P	-8.04	1.51	1.61
67	B1	633	A	C2'-C1'	8.04	1.62	1.53
67	B1	825	C	O4'-C1'	8.04	1.52	1.41
67	B1	574	C	O4'-C1'	8.04	1.52	1.41
67	B1	1313	G	C2'-C1'	8.04	1.62	1.53
21	A2	276	A	C2'-C1'	-8.04	1.44	1.53
21	A2	1176	C	P-O5'	-8.04	1.51	1.59
67	B1	1174	U	C2'-C1'	-8.04	1.44	1.53
67	B1	2966	C	O4'-C1'	8.04	1.52	1.41
21	A2	129	G	O4'-C1'	8.04	1.52	1.41
21	A2	658	A	O4'-C1'	8.04	1.52	1.41
68	B3	95	G	C2'-C1'	-8.04	1.44	1.53
67	B1	2081	C	O3'-P	-8.03	1.51	1.61
67	B1	442	G	C2'-C1'	8.03	1.62	1.53
67	B1	2186	C	C4'-C3'	8.03	1.61	1.53
67	B1	1569	A	C4'-O4'	-8.03	1.35	1.45
21	A2	644	G	C2'-C1'	-8.03	1.44	1.53
67	B1	2425	A	C2'-C1'	-8.03	1.44	1.53
21	A2	999	G	O4'-C1'	8.03	1.52	1.41
21	A2	1018	C	C5'-C4'	8.03	1.60	1.51
67	B1	2217	C	O4'-C1'	8.03	1.52	1.41
67	B1	2782	A	O4'-C1'	8.03	1.52	1.41

*Continued on next page...*

*Continued from previous page...*

Mol	Chain	Res	Type	Atoms	Z	Observed(Å)	Ideal(Å)
67	B1	920	G	O4'-C1'	8.02	1.52	1.41
21	A2	270	A	C2'-C1'	8.02	1.62	1.53
67	B1	184	A	C4'-C3'	8.02	1.61	1.53
67	B1	2559	G	O4'-C1'	8.02	1.52	1.41
67	B1	2019	C	C2'-C1'	-8.02	1.44	1.53
67	B1	2062	A	C3'-C2'	8.01	1.61	1.52
67	B1	2645	C	C2'-C1'	-8.01	1.44	1.53
11	A1	37	A	O4'-C1'	8.01	1.52	1.41
67	B1	1001	C	C2'-C1'	8.01	1.62	1.53
21	A2	350	G	O4'-C1'	8.01	1.52	1.41
67	B1	292	U	C2'-C1'	8.00	1.62	1.53
67	B1	1937	A	C2'-O2'	-8.00	1.31	1.41
67	B1	2873	G	O4'-C1'	-8.00	1.31	1.41
21	A2	994	C	O4'-C1'	8.00	1.52	1.41
67	B1	1489	G	C5'-C4'	7.99	1.60	1.51
67	B1	1690	U	C3'-C2'	-7.99	1.44	1.52
21	A2	478	C	C2'-C1'	-7.99	1.44	1.53
67	B1	776	G	O4'-C1'	7.99	1.52	1.41
21	A2	742	U	C2'-C1'	-7.99	1.44	1.53
67	B1	1265	A	O4'-C1'	7.99	1.52	1.41
67	B1	629	G	C4'-C3'	7.98	1.61	1.53
21	A2	1184	U	C5'-C4'	7.98	1.60	1.51
67	B1	296	G	C2'-C1'	-7.98	1.44	1.53
67	B1	653	U	O4'-C1'	7.98	1.52	1.41
67	B1	810	A	C2'-C1'	-7.98	1.44	1.53
67	B1	1999	G	C2'-C1'	7.98	1.62	1.53
21	A2	50	C	C2'-C1'	-7.98	1.44	1.53
67	B1	1273	C	C2'-C1'	-7.98	1.44	1.53
67	B1	2380	A	P-O5'	-7.98	1.51	1.59
21	A2	277	G	C2'-C1'	-7.97	1.44	1.53
21	A2	1460	G	C2'-C1'	7.97	1.62	1.53
67	B1	714	C	O4'-C1'	7.97	1.52	1.41
67	B1	1268	A	P-O5'	-7.97	1.51	1.59
67	B1	1774	A	C2'-C1'	7.97	1.62	1.53
67	B1	866	G	O3'-P	-7.97	1.51	1.61
67	B1	2063	U	P-O5'	-7.97	1.51	1.59
67	B1	2452	C	O4'-C1'	7.97	1.52	1.41
67	B1	1397	U	C4'-C3'	7.97	1.61	1.53
33	BC	185	TYR	CD1-CE1	7.97	1.51	1.39
67	B1	97	C	C2'-C1'	-7.97	1.44	1.53
67	B1	1412	C	O4'-C1'	7.97	1.52	1.41
67	B1	1766	A	C2'-C1'	-7.97	1.44	1.53

*Continued on next page...*

*Continued from previous page...*

Mol	Chain	Res	Type	Atoms	Z	Observed(Å)	Ideal(Å)
67	B1	2905	C	C2'-C1'	-7.96	1.44	1.53
67	B1	1567	C	C4'-C3'	7.96	1.61	1.53
67	B1	2692	A	P-O5'	-7.96	1.51	1.59
21	A2	146	A	C2'-C1'	-7.95	1.44	1.53
67	B1	231	G	O4'-C1'	-7.95	1.31	1.41
67	B1	2389	C	O3'-P	-7.95	1.51	1.61
67	B1	1431	U	P-O5'	7.95	1.67	1.59
67	B1	2451	G	C2'-C1'	-7.95	1.44	1.53
67	B1	2927	A	C2'-C1'	-7.95	1.44	1.53
67	B1	607	C	C2'-C1'	-7.95	1.44	1.53
67	B1	808	A	P-O5'	-7.94	1.51	1.59
67	B1	2578	C	O4'-C1'	7.94	1.51	1.41
21	A2	540	G	C2'-C1'	7.94	1.62	1.53
67	B1	893	C	O4'-C1'	7.94	1.51	1.41
58	BP	13	ARG	CD-NE	7.94	1.59	1.46
67	B1	323	U	O4'-C1'	7.94	1.51	1.41
67	B1	1570	C	C3'-C2'	7.94	1.61	1.52
21	A2	320	G	C5'-C4'	7.94	1.60	1.51
67	B1	516	A	C2'-C1'	-7.94	1.44	1.53
21	A2	50	C	P-O5'	-7.93	1.51	1.59
67	B1	3006	G	C5'-C4'	7.93	1.60	1.51
67	B1	733	A	C2'-C1'	7.93	1.62	1.53
67	B1	2237	A	O4'-C1'	7.93	1.51	1.41
21	A2	395	C	O4'-C1'	7.93	1.51	1.41
67	B1	660	U	O4'-C1'	7.93	1.51	1.41
11	A1	26	C	O3'-P	-7.93	1.51	1.61
67	B1	2996	A	O4'-C1'	7.93	1.51	1.41
21	A2	1424	G	O3'-P	-7.92	1.51	1.61
67	B1	1854	G	C4'-C3'	7.92	1.61	1.53
21	A2	952	A	C2'-C1'	-7.92	1.44	1.53
21	A2	1302	C	C5'-C4'	7.92	1.60	1.51
67	B1	697	U	O4'-C1'	7.92	1.51	1.41
21	A2	1481	G	C2'-C1'	-7.92	1.44	1.53
21	A2	758	U	O4'-C1'	7.92	1.51	1.41
67	B1	403	G	C3'-C2'	7.92	1.61	1.52
67	B1	2112	C	O3'-P	-7.92	1.51	1.61
21	A2	1316	U	C5'-C4'	7.92	1.60	1.51
67	B1	1154	A	O4'-C1'	-7.92	1.31	1.41
67	B1	1574	A	C2'-C1'	7.92	1.62	1.53
67	B1	2419	U	C5'-C4'	7.92	1.60	1.51
68	B3	87	G	O4'-C1'	7.92	1.51	1.41
67	B1	31	G	O4'-C1'	-7.91	1.31	1.41

*Continued on next page...*

*Continued from previous page...*

Mol	Chain	Res	Type	Atoms	Z	Observed(Å)	Ideal(Å)
67	B1	91	G	O4'-C1'	7.91	1.51	1.41
67	B1	840	G	C4'-C3'	7.91	1.61	1.53
67	B1	1629	G	P-O5'	-7.91	1.51	1.59
21	A2	917	A	O4'-C1'	7.91	1.51	1.41
11	A1	56	U	O4'-C1'	7.91	1.51	1.41
21	A2	647	G	C3'-C2'	-7.91	1.44	1.52
67	B1	262	C	O4'-C1'	7.91	1.51	1.41
67	B1	1888	G	C4'-C3'	7.91	1.61	1.53
67	B1	2971	U	C3'-O3'	7.91	1.53	1.42
67	B1	1568	A	O3'-P	-7.90	1.51	1.61
21	A2	723	G	P-O5'	-7.90	1.51	1.59
67	B1	302	U	P-O5'	-7.90	1.51	1.59
68	B3	114	G	P-O5'	-7.90	1.51	1.59
21	A2	530	G	C2'-C1'	-7.89	1.44	1.53
11	A1	19	G	O4'-C1'	-7.89	1.31	1.41
21	A2	1405	C	O4'-C1'	7.89	1.51	1.41
67	B1	550	A	P-O5'	-7.89	1.51	1.59
67	B1	2711	U	C3'-C2'	7.89	1.61	1.52
67	B1	2473	C	O4'-C1'	7.89	1.51	1.41
67	B1	789	G	O4'-C1'	7.89	1.51	1.41
67	B1	2609	G	C4'-C3'	-7.89	1.44	1.53
67	B1	2863	A	C2'-C1'	-7.89	1.44	1.53
21	A2	27	C	P-O5'	-7.89	1.51	1.59
21	A2	118	U	C2'-C1'	-7.89	1.44	1.53
21	A2	254	G	C2'-C1'	7.89	1.62	1.53
21	A2	1380	C	O4'-C1'	7.89	1.51	1.41
67	B1	92	G	P-O5'	-7.89	1.51	1.59
67	B1	193	A	C4'-C3'	7.89	1.61	1.53
67	B1	303	A	O4'-C1'	7.89	1.51	1.41
67	B1	653	U	C2'-C1'	-7.89	1.44	1.53
67	B1	2606	C	C3'-C2'	-7.88	1.44	1.52
68	B3	2	G	C5'-C4'	7.88	1.60	1.51
67	B1	1210	G	C2'-C1'	-7.88	1.44	1.53
67	B1	2359	G	C4'-C3'	-7.88	1.44	1.53
67	B1	1578	C	C4'-C3'	-7.88	1.44	1.53
67	B1	1824	G	O4'-C1'	7.88	1.51	1.41
67	B1	1987	A	O4'-C1'	7.88	1.51	1.41
67	B1	801	A	O4'-C1'	-7.88	1.31	1.41
67	B1	1409	U	C2'-C1'	-7.88	1.44	1.53
67	B1	2983	G	C2'-C1'	-7.88	1.44	1.53
68	B3	23	A	C2'-C1'	-7.88	1.44	1.53
21	A2	1389	G	O4'-C1'	-7.88	1.31	1.41

*Continued on next page...*

*Continued from previous page...*

Mol	Chain	Res	Type	Atoms	Z	Observed(Å)	Ideal(Å)
67	B1	536	G	C4'-C3'	7.87	1.61	1.53
67	B1	739	C	O4'-C1'	7.87	1.51	1.41
67	B1	1702	C	O4'-C1'	7.87	1.51	1.41
21	A2	1019	A	C2'-C1'	-7.87	1.44	1.53
21	A2	192	G	C2'-C1'	-7.87	1.44	1.53
67	B1	2547	A	C2'-C1'	-7.87	1.44	1.53
68	B3	26	C	C5'-C4'	7.87	1.60	1.51
67	B1	560	G	O4'-C1'	-7.87	1.31	1.41
67	B1	583	A	P-O5'	-7.87	1.51	1.59
67	B1	1250	A	O4'-C1'	-7.87	1.31	1.41
67	B1	2579	G	P-O5'	-7.86	1.51	1.59
67	B1	972	C	P-O5'	-7.86	1.51	1.59
67	B1	1925	A	C4'-C3'	7.86	1.61	1.53
21	A2	214	C	O4'-C1'	7.86	1.51	1.41
68	B3	80	G	O4'-C1'	7.86	1.51	1.41
67	B1	2126	G	P-O5'	-7.86	1.51	1.59
21	A2	653	C	C2'-C1'	-7.86	1.44	1.53
21	A2	907	C	O4'-C1'	7.86	1.51	1.41
21	A2	1219	C	C4'-C3'	7.86	1.61	1.53
67	B1	1698	G	C4'-O4'	-7.86	1.35	1.45
67	B1	1011	A	P-O5'	-7.85	1.51	1.59
68	B3	73	U	O4'-C1'	7.85	1.51	1.41
21	A2	968	C	O4'-C1'	7.85	1.51	1.41
21	A2	1351	U	P-O5'	-7.85	1.51	1.59
21	A2	992	G	O4'-C1'	7.84	1.51	1.41
67	B1	1299	C	C3'-C2'	-7.84	1.44	1.52
44	BW	67	LYS	C-N	7.84	1.47	1.33
67	B1	64	A	C2'-C1'	7.84	1.61	1.53
35	BL	45	SER	N-CA	-7.84	1.30	1.46
67	B1	20	C	C4'-C3'	7.84	1.61	1.53
67	B1	1044	C	O4'-C1'	7.84	1.51	1.41
21	A2	196	G	C4'-C3'	7.84	1.61	1.53
21	A2	1191	G	O4'-C1'	7.84	1.51	1.41
67	B1	1841	G	O4'-C1'	7.84	1.51	1.41
67	B1	670	G	O4'-C1'	7.83	1.51	1.41
21	A2	1041	C	C4'-C3'	7.83	1.61	1.53
67	B1	180	A	O4'-C1'	7.83	1.51	1.41
67	B1	1949	A	O4'-C1'	7.83	1.51	1.41
21	A2	1170	C	C2'-C1'	-7.83	1.44	1.53
67	B1	1100	G	O3'-P	-7.83	1.51	1.61
67	B1	215	A	O4'-C1'	-7.83	1.31	1.41
67	B1	2872	G	P-O5'	-7.83	1.51	1.59

*Continued on next page...*



*Continued from previous page...*

Mol	Chain	Res	Type	Atoms	Z	Observed(Å)	Ideal(Å)
21	A2	379	A	C2'-C1'	7.82	1.61	1.53
21	A2	784	G	O3'-P	-7.82	1.51	1.61
67	B1	2466	C	O4'-C1'	7.82	1.51	1.41
21	A2	196	G	C5'-C4'	7.82	1.60	1.51
67	B1	1199	U	O4'-C1'	7.82	1.51	1.41
21	A2	1345	G	C3'-C2'	7.82	1.61	1.52
67	B1	2955	G	O4'-C1'	7.81	1.51	1.41
21	A2	1302	C	O4'-C1'	7.81	1.51	1.41
67	B1	1552	C	O3'-P	-7.81	1.51	1.61
67	B1	1766	A	O4'-C1'	7.81	1.51	1.41
67	B1	2785	G	C2'-C1'	-7.81	1.44	1.53
67	B1	545	G	C2'-C1'	7.81	1.61	1.53
67	B1	803	A	C2'-C1'	-7.81	1.44	1.53
67	B1	1050	C	C2'-C1'	-7.81	1.44	1.53
35	BL	9	ARG	N-CA	-7.81	1.30	1.46
67	B1	2080	G	O4'-C1'	7.81	1.51	1.41
67	B1	1351	G	O4'-C1'	7.81	1.51	1.41
21	A2	293	G	C2'-C1'	-7.80	1.44	1.53
27	A0	23	A	O4'-C1'	7.80	1.51	1.41
67	B1	1133	U	O4'-C1'	7.80	1.51	1.41
67	B1	2355	G	O4'-C1'	7.80	1.51	1.41
21	A2	1172	A	C2'-C1'	7.80	1.61	1.53
67	B1	2114	C	C2'-C1'	-7.80	1.44	1.53
67	B1	634	G	O3'-P	-7.80	1.51	1.61
67	B1	1477	C	P-O5'	-7.80	1.51	1.59
67	B1	951	C	O4'-C1'	7.80	1.51	1.41
21	A2	38	G	C5'-C4'	7.80	1.60	1.51
21	A2	1248	A	C2'-C1'	7.80	1.61	1.53
36	Bf	3	ARG	CD-NE	7.80	1.59	1.46
67	B1	849	C	C5'-C4'	7.80	1.60	1.51
67	B1	2869	U	C5'-C4'	7.79	1.60	1.51
21	A2	479	C	C4'-C3'	7.79	1.61	1.53
21	A2	1459	G	C2'-C1'	-7.79	1.44	1.53
67	B1	2172	G	O3'-P	-7.79	1.51	1.61
21	A2	231	G	O4'-C1'	-7.79	1.31	1.41
21	A2	504	G	O4'-C1'	7.79	1.51	1.41
67	B1	1421	C	C2'-C1'	-7.79	1.44	1.53
27	A0	27	C	C5'-C4'	7.79	1.60	1.51
21	A2	140	C	C2'-C1'	-7.79	1.44	1.53
27	A0	72	C	C2'-C1'	-7.79	1.44	1.53
67	B1	2779	G	C3'-C2'	7.79	1.61	1.52
15	AE	8	ARG	CZ-NH2	7.78	1.43	1.33

*Continued on next page...*

*Continued from previous page...*

Mol	Chain	Res	Type	Atoms	Z	Observed(Å)	Ideal(Å)
67	B1	2500	G	C5'-C4'	7.78	1.60	1.51
67	B1	2700	U	P-O5'	-7.78	1.51	1.59
68	B3	8	C	C4'-O4'	-7.78	1.35	1.45
67	B1	106	G	C2'-C1'	-7.78	1.44	1.53
21	A2	643	G	O4'-C1'	7.78	1.51	1.41
21	A2	1030	U	P-O5'	7.78	1.67	1.59
67	B1	176	G	O3'-P	-7.78	1.51	1.61
67	B1	762	G	O4'-C1'	7.78	1.51	1.41
21	A2	664	G	C2'-C1'	-7.78	1.44	1.53
67	B1	114	C	C2'-C1'	-7.78	1.44	1.53
67	B1	2241	U	O4'-C1'	-7.77	1.31	1.41
67	B1	760	G	O4'-C1'	7.77	1.51	1.41
21	A2	243	G	O4'-C1'	-7.77	1.31	1.41
21	A2	1377	G	C2'-C1'	-7.77	1.44	1.53
67	B1	477	C	C2'-C1'	-7.77	1.44	1.53
67	B1	623	G	C2'-C1'	-7.76	1.44	1.53
21	A2	185	G	O4'-C1'	7.76	1.51	1.41
67	B1	2180	C	C2'-C1'	-7.76	1.44	1.53
67	B1	2212	C	O4'-C1'	7.76	1.51	1.41
21	A2	201	G	C2'-C1'	7.76	1.61	1.53
67	B1	34	C	O3'-P	-7.76	1.51	1.61
67	B1	678	G	C2'-C1'	-7.76	1.44	1.53
67	B1	2524	C	O4'-C1'	7.76	1.51	1.41
67	B1	972	C	O4'-C1'	7.75	1.51	1.41
21	A2	742	U	O4'-C1'	7.75	1.51	1.41
36	Bf	3	ARG	NE-CZ	7.75	1.43	1.33
47	BI	49	TYR	CZ-OH	7.75	1.51	1.37
67	B1	343	C	C2'-C1'	-7.75	1.44	1.53
67	B1	2384	G	O4'-C1'	7.75	1.51	1.41
21	A2	142	G	C2'-C1'	-7.75	1.44	1.53
21	A2	321	A	P-O5'	-7.75	1.52	1.59
67	B1	1980	U	C2'-C1'	-7.75	1.44	1.53
67	B1	1987	A	C2'-C1'	-7.75	1.44	1.53
27	A0	62	C	C4'-C3'	-7.75	1.44	1.53
67	B1	2043	A	C2'-C1'	7.75	1.61	1.53
67	B1	842	C	P-O5'	-7.75	1.52	1.59
67	B1	2390	G	C3'-C2'	-7.75	1.44	1.52
67	B1	547	C	O4'-C1'	7.74	1.51	1.41
21	A2	36	G	C5'-C4'	7.74	1.60	1.51
67	B1	1568	A	O4'-C1'	-7.74	1.31	1.41
67	B1	2495	A	O3'-P	-7.74	1.51	1.61
32	BO	71	PHE	CG-CD1	7.74	1.50	1.38

*Continued on next page...*

*Continued from previous page...*

Mol	Chain	Res	Type	Atoms	Z	Observed(Å)	Ideal(Å)
11	A1	1	G	O4'-C1'	7.74	1.51	1.41
67	B1	1728	C	C2'-C1'	-7.74	1.44	1.53
67	B1	2670	U	C5'-C4'	7.74	1.60	1.51
67	B1	428	A	C3'-O3'	7.73	1.52	1.42
67	B1	1432	C	C5'-C4'	-7.73	1.42	1.51
11	A1	13	C	C2'-C1'	-7.73	1.44	1.53
67	B1	1515	G	O4'-C1'	7.73	1.51	1.41
21	A2	1118	C	P-O5'	-7.73	1.52	1.59
67	B1	824	C	C2'-C1'	-7.73	1.44	1.53
27	A0	33	U	O4'-C1'	7.72	1.51	1.41
67	B1	2830	C	P-O5'	-7.72	1.52	1.59
27	A0	5	C	C2'-C1'	-7.72	1.44	1.53
67	B1	1471	G	O3'-P	-7.72	1.51	1.61
67	B1	2175	G	C5'-C4'	7.72	1.60	1.51
67	B1	733	A	O4'-C1'	-7.72	1.31	1.41
67	B1	2445	G	O4'-C1'	7.72	1.51	1.41
21	A2	428	G	C2'-C1'	-7.72	1.44	1.53
21	A2	701	G	C2'-C1'	7.72	1.61	1.53
21	A2	765	U	O4'-C1'	7.72	1.51	1.41
67	B1	891	C	C2'-C1'	-7.72	1.44	1.53
21	A2	1292	A	O4'-C1'	7.72	1.51	1.41
67	B1	2579	G	O4'-C1'	-7.72	1.31	1.41
21	A2	1341	C	C2'-C1'	-7.71	1.44	1.53
67	B1	1208	A	O4'-C1'	-7.71	1.31	1.41
67	B1	1436	A	P-O5'	-7.71	1.52	1.59
67	B1	1935	C	O4'-C1'	7.71	1.51	1.41
21	A2	373	C	C5'-C4'	7.71	1.60	1.51
67	B1	2241	U	C5'-C4'	7.71	1.60	1.51
21	A2	1206	G	C2'-C1'	-7.71	1.44	1.53
67	B1	1795	C	C2'-C1'	-7.71	1.44	1.53
67	B1	2709	C	P-O5'	-7.71	1.52	1.59
21	A2	884	G	C2'-C1'	-7.71	1.44	1.53
29	AL	5	ARG	NE-CZ	7.71	1.43	1.33
67	B1	695	G	O4'-C1'	7.71	1.51	1.41
67	B1	1492	C	C5'-C4'	7.71	1.60	1.51
56	BH	18	GLY	C-N	-7.70	1.19	1.34
21	A2	911	C	O4'-C1'	7.70	1.51	1.41
21	A2	948	G	O4'-C1'	-7.70	1.31	1.41
67	B1	1003	C	C2'-C1'	-7.70	1.44	1.53
67	B1	2914	U	C5'-C4'	7.70	1.60	1.51
21	A2	384	G	C2'-C1'	-7.70	1.44	1.53
21	A2	581	G	C5'-C4'	7.70	1.60	1.51

*Continued on next page...*

*Continued from previous page...*

Mol	Chain	Res	Type	Atoms	Z	Observed(Å)	Ideal(Å)
67	B1	2796	C	C2'-C1'	-7.70	1.44	1.53
67	B1	857	U	O4'-C1'	7.70	1.51	1.41
67	B1	941	C	O3'-P	-7.70	1.51	1.61
68	B3	105	G	C5'-C4'	7.70	1.60	1.51
67	B1	1921	U	C3'-O3'	7.69	1.52	1.42
67	B1	1886	C	C2'-C1'	-7.69	1.44	1.53
21	A2	983	G	C2'-C1'	-7.69	1.44	1.53
67	B1	1595	G	C2'-C1'	7.69	1.61	1.53
67	B1	2109	C	C5'-C4'	7.69	1.60	1.51
21	A2	225	U	C2'-C1'	7.69	1.61	1.53
21	A2	1030	U	O4'-C1'	7.69	1.51	1.41
67	B1	1333	G	O4'-C1'	7.69	1.51	1.41
21	A2	582	G	C2'-C1'	-7.69	1.44	1.53
67	B1	2469	G	C5'-C4'	7.69	1.60	1.51
11	A1	65	C	O4'-C1'	7.68	1.51	1.41
21	A2	334	G	C2'-C1'	7.68	1.61	1.53
21	A2	1102	A	P-O5'	7.68	1.67	1.59
67	B1	1813	A	C2'-C1'	7.68	1.61	1.53
67	B1	688	G	P-O5'	-7.68	1.52	1.59
21	A2	192	G	O4'-C1'	-7.68	1.31	1.41
67	B1	1827	A	C2'-C1'	7.68	1.61	1.53
21	A2	1319	C	C2'-C1'	-7.68	1.45	1.53
27	A0	32	C	O4'-C1'	7.68	1.51	1.41
67	B1	165	G	O4'-C1'	7.67	1.51	1.41
67	B1	848	A	O4'-C1'	7.67	1.51	1.41
67	B1	1805	U	O4'-C1'	7.67	1.51	1.41
21	A2	425	C	C2'-C1'	-7.67	1.45	1.53
27	A0	5	C	O4'-C1'	7.67	1.51	1.41
67	B1	231	G	C2'-C1'	7.67	1.61	1.53
67	B1	1856	G	O4'-C1'	7.67	1.51	1.41
68	B3	90	A	C2'-C1'	-7.67	1.45	1.53
67	B1	194	G	C5'-C4'	7.67	1.60	1.51
67	B1	1073	G	C2'-C1'	-7.67	1.45	1.53
67	B1	2171	G	C2'-C1'	-7.67	1.45	1.53
21	A2	755	U	O3'-P	-7.67	1.51	1.61
21	A2	1146	G	C2'-C1'	7.67	1.61	1.53
67	B1	2618	C	O4'-C1'	7.67	1.51	1.41
67	B1	2641	C	O4'-C1'	7.67	1.51	1.41
68	B3	83	C	C2'-C1'	7.67	1.61	1.53
67	B1	2755	G	C5'-C4'	7.67	1.60	1.51
67	B1	1930	A	O3'-P	-7.66	1.51	1.61
21	A2	142	G	O4'-C1'	-7.66	1.31	1.41

*Continued on next page...*

*Continued from previous page...*

Mol	Chain	Res	Type	Atoms	Z	Observed(Å)	Ideal(Å)
67	B1	673	A	O4'-C1'	7.66	1.51	1.41
67	B1	1424	G	C4'-O4'	-7.66	1.35	1.45
67	B1	2202	U	O3'-P	7.66	1.70	1.61
21	A2	40	C	O4'-C1'	7.66	1.51	1.41
21	A2	836	G	O4'-C1'	7.66	1.51	1.41
67	B1	1900	U	C4'-C3'	7.66	1.61	1.53
21	A2	497	C	O3'-P	-7.66	1.51	1.61
21	A2	837	C	O4'-C1'	7.65	1.51	1.41
21	A2	377	A	C4'-C3'	7.65	1.61	1.53
27	A0	3	C	C2'-C1'	-7.65	1.45	1.53
67	B1	2049	U	O4'-C1'	7.65	1.51	1.41
67	B1	1177	C	O4'-C1'	7.64	1.51	1.41
67	B1	2250	G	C2'-C1'	-7.64	1.45	1.53
27	A0	49	C	O4'-C1'	7.64	1.51	1.41
67	B1	1244	C	O4'-C1'	7.64	1.51	1.41
67	B1	843	C	C5'-C4'	7.64	1.60	1.51
11	A1	34	U	O4'-C1'	7.64	1.51	1.41
21	A2	521	G	O4'-C1'	7.64	1.51	1.41
67	B1	1746	C	O3'-P	-7.64	1.51	1.61
67	B1	2338	A	C2'-C1'	-7.64	1.45	1.53
67	B1	547	C	C3'-C2'	-7.63	1.44	1.52
67	B1	659	U	O4'-C1'	7.63	1.51	1.41
67	B1	1962	G	C4'-C3'	7.63	1.61	1.53
67	B1	2979	C	O4'-C1'	7.63	1.51	1.41
59	BM	17	SER	CA-CB	7.63	1.64	1.52
67	B1	741	G	O4'-C1'	7.63	1.51	1.41
67	B1	342	C	C3'-O3'	7.63	1.52	1.42
21	A2	41	C	C3'-C2'	-7.63	1.44	1.52
67	B1	199	C	C5'-C4'	7.63	1.60	1.51
67	B1	321	C	O4'-C1'	7.63	1.51	1.41
67	B1	1513	G	C2'-C1'	-7.63	1.45	1.53
67	B1	1981	G	O4'-C1'	-7.63	1.31	1.41
68	B3	103	C	C4'-C3'	7.63	1.61	1.53
67	B1	725	G	P-O5'	-7.62	1.52	1.59
21	A2	24	C	C2'-C1'	-7.62	1.45	1.53
21	A2	252	U	P-O5'	-7.62	1.52	1.59
67	B1	363	G	O4'-C1'	-7.62	1.31	1.41
67	B1	2144	U	C4'-C3'	-7.62	1.44	1.53
67	B1	1032	C	O4'-C1'	7.62	1.51	1.41
67	B1	1342	G	O4'-C1'	7.62	1.51	1.41
21	A2	833	C	O4'-C1'	7.62	1.51	1.41
21	A2	1359	C	C2'-C1'	-7.62	1.45	1.53

*Continued on next page...*

*Continued from previous page...*

Mol	Chain	Res	Type	Atoms	Z	Observed(Å)	Ideal(Å)
21	A2	1401	U	O4'-C1'	7.62	1.51	1.41
67	B1	798	G	C4'-O4'	7.62	1.55	1.45
21	A2	954	G	C5'-C4'	7.62	1.60	1.51
21	A2	322	G	C2'-C1'	-7.61	1.45	1.53
49	BQ	100	ARG	NE-CZ	7.61	1.43	1.33
67	B1	2876	G	P-O5'	-7.61	1.52	1.59
67	B1	1131	G	O4'-C1'	7.61	1.51	1.41
21	A2	508	C	C2'-C1'	-7.61	1.45	1.53
67	B1	2022	U	C5'-C4'	7.61	1.60	1.51
67	B1	303	A	C2'-C1'	7.61	1.61	1.53
67	B1	599	G	O4'-C1'	7.61	1.51	1.41
67	B1	1344	C	C2'-C1'	-7.61	1.45	1.53
67	B1	1816	C	C2'-C1'	-7.61	1.45	1.53
21	A2	668	G	C5'-C4'	7.61	1.60	1.51
21	A2	700	G	C5'-C4'	7.61	1.60	1.51
27	A0	64	G	C5'-C4'	7.61	1.60	1.51
67	B1	1809	G	C2'-C1'	7.61	1.61	1.53
67	B1	2021	G	O4'-C1'	7.61	1.51	1.41
67	B1	2337	G	C3'-C2'	-7.61	1.44	1.52
67	B1	704	G	C4'-C3'	-7.60	1.44	1.53
67	B1	1149	C	C2'-C1'	-7.60	1.45	1.53
67	B1	1321	C	O4'-C1'	7.60	1.51	1.41
21	A2	854	C	C2'-C1'	-7.60	1.45	1.53
21	A2	1122	C	C2'-C1'	-7.60	1.45	1.53
67	B1	92	G	O3'-P	-7.60	1.52	1.61
21	A2	1457	A	O4'-C1'	7.60	1.51	1.41
67	B1	312	G	C2'-C1'	-7.60	1.45	1.53
67	B1	433	C	P-O5'	-7.60	1.52	1.59
67	B1	403	G	C5'-C4'	7.59	1.60	1.51
67	B1	959	U	C2'-C1'	-7.59	1.45	1.53
67	B1	2604	G	O4'-C1'	7.59	1.51	1.41
68	B3	37	U	C2'-C1'	7.59	1.61	1.53
67	B1	75	G	C2'-C1'	-7.59	1.45	1.53
27	A0	41	C	C2'-C1'	-7.59	1.45	1.53
67	B1	2095	U	O4'-C1'	-7.59	1.31	1.41
67	B1	3022	C	O3'-P	-7.58	1.52	1.61
21	A2	351	C	O4'-C1'	7.58	1.51	1.41
21	A2	1411	G	C2'-C1'	-7.58	1.45	1.53
67	B1	1606	C	O4'-C1'	7.58	1.51	1.41
21	A2	610	G	O4'-C1'	7.58	1.51	1.41
21	A2	865	A	C2'-C1'	7.58	1.61	1.53
21	A2	1126	G	O4'-C1'	7.58	1.51	1.41

*Continued on next page...*

*Continued from previous page...*

Mol	Chain	Res	Type	Atoms	Z	Observed(Å)	Ideal(Å)
21	A2	734	G	C5'-C4'	7.58	1.60	1.51
21	A2	810	G	O3'-P	-7.58	1.52	1.61
67	B1	1503	C	O4'-C1'	7.58	1.51	1.41
67	B1	1735	G	O3'-P	-7.58	1.52	1.61
67	B1	2310	G	O4'-C1'	-7.58	1.31	1.41
21	A2	461	A	O4'-C1'	7.57	1.51	1.41
64	Bc	12	ARG	CZ-NH2	7.57	1.42	1.33
67	B1	828	G	P-O5'	-7.57	1.52	1.59
25	AH	94	ASN	C-N	7.57	1.51	1.34
67	B1	854	G	C3'-C2'	7.57	1.61	1.52
67	B1	1670	A	O4'-C1'	-7.57	1.31	1.41
67	B1	2307	C	O4'-C1'	7.57	1.51	1.41
27	A0	65	G	O4'-C1'	7.57	1.51	1.41
67	B1	814	G	C5'-C4'	7.57	1.60	1.51
67	B1	2114	C	O4'-C1'	7.57	1.51	1.41
67	B1	2728	U	C2'-C1'	-7.57	1.45	1.53
67	B1	360	G	O3'-P	-7.57	1.52	1.61
67	B1	779	A	C2'-C1'	7.57	1.61	1.53
21	A2	300	G	P-O5'	-7.56	1.52	1.59
67	B1	2102	A	C5'-C4'	7.56	1.60	1.51
21	A2	103	A	C3'-C2'	7.56	1.61	1.52
67	B1	1444	A	P-O5'	-7.56	1.52	1.59
21	A2	412	U	C4'-C3'	7.56	1.61	1.53
67	B1	2982	G	O4'-C1'	7.56	1.51	1.41
67	B1	453	U	O3'-P	-7.56	1.52	1.61
67	B1	2887	C	C2'-C1'	-7.56	1.45	1.53
21	A2	589	U	C5'-C4'	7.56	1.60	1.51
21	A2	1265	G	C3'-C2'	7.56	1.61	1.52
21	A2	363	C	P-O5'	-7.55	1.52	1.59
21	A2	398	C	C2'-C1'	-7.55	1.45	1.53
67	B1	954	A	O4'-C1'	7.55	1.51	1.41
67	B1	1304	G	C2'-C1'	-7.55	1.45	1.53
67	B1	1375	G	P-O5'	7.55	1.67	1.59
67	B1	2647	G	P-O5'	-7.55	1.52	1.59
21	A2	478	C	O4'-C1'	7.55	1.51	1.41
67	B1	787	G	O4'-C1'	7.55	1.51	1.41
67	B1	1618	G	O4'-C1'	7.55	1.51	1.41
67	B1	1938	G	C2'-C1'	7.55	1.61	1.53
67	B1	2932	C	C5'-C4'	7.55	1.60	1.51
21	A2	339	U	O4'-C1'	7.55	1.51	1.41
21	A2	1117	A	O4'-C1'	7.55	1.51	1.41
67	B1	1784	G	O4'-C1'	7.55	1.51	1.41

*Continued on next page...*

*Continued from previous page...*

Mol	Chain	Res	Type	Atoms	Z	Observed(Å)	Ideal(Å)
21	A2	200	G	C5'-C4'	7.55	1.60	1.51
21	A2	1077	U	C5'-C4'	7.55	1.60	1.51
67	B1	1892	G	C2'-C1'	7.55	1.61	1.53
67	B1	2055	U	O4'-C1'	7.55	1.51	1.41
21	A2	1028	C	O4'-C1'	7.54	1.51	1.41
6	AC	57	ARG	CZ-NH2	7.54	1.42	1.33
10	AD	168	ARG	CD-NE	7.54	1.59	1.46
11	A1	73	C	C2'-C1'	-7.54	1.45	1.53
21	A2	732	G	O4'-C1'	7.54	1.51	1.41
67	B1	868	U	C3'-C2'	-7.54	1.44	1.52
67	B1	962	C	C2'-C1'	-7.54	1.45	1.53
11	A1	69	G	O4'-C1'	7.54	1.51	1.41
67	B1	1372	C	O4'-C1'	7.54	1.51	1.41
67	B1	3007	A	P-O5'	-7.54	1.52	1.59
67	B1	1653	U	C4'-C3'	-7.54	1.44	1.53
21	A2	237	C	O3'-P	-7.54	1.52	1.61
67	B1	932	C	C2'-C1'	-7.54	1.45	1.53
67	B1	3009	C	P-O5'	-7.54	1.52	1.59
21	A2	956	C	O3'-P	-7.53	1.52	1.61
27	A0	15	G	C2'-C1'	-7.53	1.45	1.53
67	B1	1397	U	C2'-C1'	-7.53	1.45	1.53
21	A2	1471	G	C3'-C2'	7.53	1.61	1.52
67	B1	500	C	O4'-C1'	7.53	1.51	1.41
21	A2	776	C	P-O5'	-7.53	1.52	1.59
21	A2	837	C	C2'-C1'	7.53	1.61	1.53
21	A2	1485	G	C2'-C1'	-7.53	1.45	1.53
67	B1	899	A	O4'-C1'	-7.53	1.31	1.41
67	B1	2117	U	C4'-C3'	7.53	1.61	1.53
21	A2	622	C	C2'-C1'	7.52	1.61	1.53
21	A2	889	G	P-O5'	-7.52	1.52	1.59
21	A2	369	A	P-O5'	-7.52	1.52	1.59
21	A2	498	C	C2'-C1'	-7.52	1.45	1.53
67	B1	2679	A	O4'-C1'	7.52	1.51	1.41
67	B1	1254	C	O4'-C1'	7.52	1.51	1.41
51	Bj	8	ARG	CZ-NH2	7.52	1.42	1.33
67	B1	2513	C	C2'-C1'	-7.52	1.45	1.53
68	B3	104	C	O4'-C1'	7.52	1.51	1.41
67	B1	875	G	C2'-C1'	-7.52	1.45	1.53
67	B1	1672	G	C2'-C1'	-7.52	1.45	1.53
67	B1	2355	G	C2'-C1'	-7.52	1.45	1.53
67	B1	1080	G	C4'-C3'	7.51	1.61	1.53
21	A2	1137	G	C4'-C3'	7.51	1.61	1.53

*Continued on next page...*



*Continued from previous page...*

Mol	Chain	Res	Type	Atoms	Z	Observed(Å)	Ideal(Å)
67	B1	447	G	P-O5'	-7.51	1.52	1.59
24	AA	138	ARG	CZ-NH1	7.51	1.42	1.33
67	B1	361	G	C4'-C3'	7.51	1.61	1.53
67	B1	1038	U	O4'-C1'	7.51	1.51	1.41
67	B1	1862	G	C2'-C1'	-7.51	1.45	1.53
21	A2	210	A	C4'-O4'	7.51	1.55	1.45
67	B1	765	G	O4'-C1'	7.51	1.51	1.41
67	B1	3016	G	C2'-C1'	-7.51	1.45	1.53
21	A2	72	C	C3'-C2'	7.50	1.61	1.52
21	A2	1290	U	O4'-C1'	7.50	1.51	1.41
67	B1	261	A	C2'-C1'	-7.50	1.45	1.53
67	B1	1292	C	C2'-C1'	-7.50	1.45	1.53
67	B1	2294	A	P-O5'	-7.50	1.52	1.59
21	A2	1063	A	O4'-C1'	7.50	1.51	1.41
21	A2	1346	C	P-O5'	-7.50	1.52	1.59
67	B1	179	A	O4'-C1'	7.50	1.51	1.41
21	A2	545	C	O4'-C1'	7.50	1.51	1.41
67	B1	1150	G	C2'-C1'	-7.50	1.45	1.53
67	B1	2620	G	P-O5'	7.50	1.67	1.59
21	A2	173	G	C3'-C2'	-7.50	1.44	1.52
21	A2	415	C	P-O5'	-7.50	1.52	1.59
27	A0	36	U	P-O5'	7.50	1.67	1.59
34	B5	45	ARG	CZ-NH2	7.50	1.42	1.33
67	B1	2173	U	C3'-C2'	-7.50	1.44	1.52
68	B3	111	G	C4'-C3'	7.50	1.61	1.53
67	B1	2718	G	C2'-C1'	-7.50	1.45	1.53
67	B1	1044	C	C2'-C1'	-7.49	1.45	1.53
67	B1	2702	A	O3'-P	-7.49	1.52	1.61
21	A2	1395	G	C2'-C1'	-7.49	1.45	1.53
21	A2	1239	A	C5'-C4'	7.49	1.60	1.51
67	B1	526	C	C4'-C3'	7.49	1.61	1.53
67	B1	2665	G	C2'-C1'	7.49	1.61	1.53
67	B1	1968	A	C2'-C1'	7.49	1.61	1.53
67	B1	720	C	C4'-C3'	7.49	1.61	1.53
67	B1	2769	U	C2'-C1'	-7.49	1.45	1.53
67	B1	2789	G	C2'-C1'	-7.49	1.45	1.53
67	B1	716	U	C3'-C2'	7.49	1.61	1.52
67	B1	110	A	C4'-C3'	7.48	1.61	1.53
67	B1	1072	U	O4'-C1'	7.48	1.51	1.41
67	B1	3003	A	C2'-C1'	7.48	1.61	1.53
67	B1	2296	A	C4'-C3'	7.48	1.61	1.53
21	A2	73	U	O4'-C1'	7.48	1.51	1.41

*Continued on next page...*

*Continued from previous page...*

Mol	Chain	Res	Type	Atoms	Z	Observed(Å)	Ideal(Å)
21	A2	542	G	O4'-C1'	7.48	1.51	1.41
67	B1	543	G	C2'-C1'	7.48	1.61	1.53
21	A2	670	C	C5'-C4'	7.48	1.60	1.51
21	A2	1118	C	O4'-C1'	-7.48	1.31	1.41
47	BI	91	ARG	CD-NE	7.48	1.59	1.46
67	B1	800	G	C3'-C2'	-7.48	1.44	1.52
68	B3	13	C	C5'-C4'	7.48	1.60	1.51
21	A2	691	G	O4'-C1'	7.48	1.51	1.41
21	A2	230	C	O4'-C1'	7.47	1.51	1.41
21	A2	388	G	C2'-C1'	-7.47	1.45	1.53
53	BD	56	ARG	CZ-NH1	7.47	1.42	1.33
67	B1	626	C	O4'-C1'	7.47	1.51	1.41
11	A1	14	A	O4'-C1'	7.47	1.51	1.41
67	B1	289	G	C2'-C1'	-7.47	1.45	1.53
67	B1	2700	U	C2'-C1'	-7.47	1.45	1.53
21	A2	554	C	P-O5'	-7.47	1.52	1.59
67	B1	2600	C	P-O5'	-7.47	1.52	1.59
67	B1	214	C	C2'-C1'	7.47	1.61	1.53
67	B1	622	A	O4'-C1'	7.47	1.51	1.41
67	B1	3023	G	O4'-C1'	7.47	1.51	1.41
67	B1	1944	C	C2'-C1'	7.47	1.61	1.53
67	B1	680	U	O4'-C1'	7.46	1.51	1.41
67	B1	1536	U	O3'-P	-7.46	1.52	1.61
67	B1	1582	G	C2'-C1'	-7.46	1.45	1.53
21	A2	151	G	P-O5'	7.46	1.67	1.59
21	A2	712	G	P-O5'	7.46	1.67	1.59
67	B1	669	G	C5'-C4'	7.46	1.60	1.51
67	B1	819	U	O4'-C1'	7.46	1.51	1.41
67	B1	885	A	C3'-C2'	-7.46	1.44	1.52
67	B1	942	U	C4'-C3'	7.46	1.61	1.53
67	B1	2142	U	O3'-P	-7.46	1.52	1.61
67	B1	2692	A	C2'-C1'	-7.46	1.45	1.53
67	B1	716	U	C4'-C3'	7.46	1.61	1.53
67	B1	1569	A	C2'-C1'	7.45	1.61	1.53
21	A2	640	U	C5'-C4'	7.45	1.60	1.51
67	B1	2756	G	C2'-C1'	-7.45	1.45	1.53
21	A2	278	A	C5'-C4'	7.45	1.60	1.51
67	B1	514	U	O3'-P	-7.45	1.52	1.61
67	B1	1619	C	C3'-C2'	7.45	1.61	1.52
67	B1	2986	G	C3'-O3'	7.45	1.52	1.42
67	B1	2399	C	C2'-C1'	-7.45	1.45	1.53
21	A2	1279	A	O4'-C1'	7.45	1.51	1.41

*Continued on next page...*

*Continued from previous page...*

Mol	Chain	Res	Type	Atoms	Z	Observed(Å)	Ideal(Å)
67	B1	1176	C	O4'-C1'	7.45	1.51	1.41
67	B1	1216	A	O4'-C1'	7.45	1.51	1.41
67	B1	1854	G	C2'-C1'	7.45	1.61	1.53
67	B1	1041	U	O3'-P	-7.44	1.52	1.61
67	B1	1712	U	C2'-C1'	-7.44	1.45	1.53
21	A2	921	G	C2'-C1'	-7.44	1.45	1.53
67	B1	1524	A	C2'-C1'	7.44	1.61	1.53
67	B1	2167	C	C2'-C1'	-7.44	1.45	1.53
67	B1	2471	A	C5'-C4'	7.44	1.60	1.51
67	B1	989	G	C2'-C1'	-7.44	1.45	1.53
21	A2	194	C	O4'-C1'	7.44	1.51	1.41
21	A2	414	G	O4'-C1'	7.44	1.51	1.41
67	B1	574	C	C2'-C1'	-7.44	1.45	1.53
67	B1	1340	G	C5'-C4'	7.44	1.60	1.51
67	B1	1789	A	O4'-C1'	7.44	1.51	1.41
67	B1	2672	A	O4'-C1'	7.44	1.51	1.41
21	A2	533	C	O4'-C1'	7.44	1.51	1.41
67	B1	2697	G	C5'-C4'	7.44	1.60	1.51
21	A2	683	A	P-O5'	-7.43	1.52	1.59
21	A2	347	G	O4'-C1'	7.43	1.51	1.41
67	B1	2602	G	C2'-O2'	-7.43	1.31	1.41
21	A2	768	A	O4'-C1'	-7.43	1.31	1.41
21	A2	1046	G	C2'-C1'	7.43	1.61	1.53
67	B1	27	G	C4'-C3'	7.43	1.61	1.53
67	B1	1207	G	C2'-C1'	7.43	1.61	1.53
21	A2	221	A	C3'-C2'	7.42	1.61	1.52
67	B1	561	C	C5'-C4'	7.42	1.60	1.51
67	B1	675	G	C2'-C1'	-7.42	1.45	1.53
67	B1	1706	G	C2'-C1'	7.42	1.61	1.53
67	B1	1790	G	C2'-C1'	-7.42	1.45	1.53
67	B1	1904	G	C2'-C1'	7.42	1.61	1.53
67	B1	470	A	O4'-C1'	-7.42	1.32	1.41
67	B1	713	C	O4'-C1'	7.42	1.51	1.41
21	A2	196	G	O4'-C1'	7.42	1.51	1.41
21	A2	528	G	C2'-C1'	-7.42	1.45	1.53
21	A2	630	A	C4'-C3'	7.42	1.61	1.53
67	B1	1981	G	P-O5'	-7.42	1.52	1.59
21	A2	1441	G	O3'-P	-7.42	1.52	1.61
32	BO	13	ARG	NE-CZ	7.42	1.42	1.33
67	B1	1146	U	C2'-C1'	7.42	1.61	1.53
67	B1	1765	A	C2'-C1'	-7.42	1.45	1.53
21	A2	763	G	O4'-C1'	-7.41	1.32	1.41

*Continued on next page...*

*Continued from previous page...*

Mol	Chain	Res	Type	Atoms	Z	Observed(Å)	Ideal(Å)
21	A2	1299	A	C4'-C3'	7.41	1.61	1.53
67	B1	2552	C	O4'-C1'	7.41	1.51	1.41
67	B1	1476	C	C2'-C1'	7.41	1.61	1.53
67	B1	2525	C	C5'-C4'	7.41	1.60	1.51
67	B1	1753	G	C4'-C3'	7.41	1.61	1.53
23	AT	9	ARG	CD-NE	7.41	1.59	1.46
67	B1	420	U	C5'-C4'	7.41	1.60	1.51
67	B1	1130	G	O4'-C1'	7.41	1.51	1.41
21	A2	1392	G	O4'-C1'	7.41	1.51	1.41
67	B1	1596	G	C5'-C4'	7.41	1.60	1.51
21	A2	1427	C	O3'-P	-7.40	1.52	1.61
27	A0	24	G	C4'-C3'	7.40	1.61	1.53
67	B1	2942	G	P-O5'	7.40	1.67	1.59
67	B1	1309	G	O4'-C1'	7.40	1.51	1.41
67	B1	1360	G	C4'-C3'	7.40	1.61	1.53
21	A2	862	C	C2'-C1'	-7.40	1.45	1.53
67	B1	2413	G	C4'-C3'	7.40	1.61	1.53
67	B1	411	U	P-O5'	-7.39	1.52	1.59
67	B1	109	G	C2'-C1'	7.39	1.61	1.53
21	A2	399	A	C5'-C4'	7.39	1.60	1.51
21	A2	318	C	C2'-C1'	-7.39	1.45	1.53
67	B1	443	C	C2'-C1'	-7.39	1.45	1.53
67	B1	3041	U	C5'-C4'	7.39	1.60	1.51
67	B1	2697	G	C2'-C1'	7.39	1.61	1.53
21	A2	443	C	O4'-C1'	7.38	1.51	1.41
67	B1	937	A	O3'-P	-7.38	1.52	1.61
67	B1	2018	C	C4'-C3'	7.38	1.61	1.53
21	A2	463	G	O4'-C1'	7.38	1.51	1.41
67	B1	577	C	P-O5'	-7.38	1.52	1.59
67	B1	3035	C	O4'-C1'	7.38	1.51	1.41
21	A2	1077	U	C3'-O3'	7.38	1.52	1.42
53	BD	158	ARG	CD-NE	7.38	1.58	1.46
67	B1	220	C	C4'-C3'	-7.38	1.45	1.53
67	B1	2089	C	C5'-C4'	7.38	1.60	1.51
21	A2	1006	C	C2'-C1'	7.38	1.61	1.53
67	B1	1458	C	C5'-C4'	7.38	1.60	1.51
67	B1	431	U	O3'-P	-7.38	1.52	1.61
67	B1	3026	C	C2'-C1'	7.38	1.61	1.53
67	B1	28	A	C3'-C2'	7.38	1.61	1.52
67	B1	2880	C	C2'-C1'	-7.37	1.45	1.53
21	A2	50	C	C5'-C4'	7.37	1.60	1.51
67	B1	1020	G	C5'-C4'	7.37	1.60	1.51

*Continued on next page...*

*Continued from previous page...*

Mol	Chain	Res	Type	Atoms	Z	Observed(Å)	Ideal(Å)
67	B1	3045	G	C2'-C1'	7.37	1.61	1.53
67	B1	720	C	O4'-C1'	7.37	1.51	1.41
67	B1	1568	A	C2'-C1'	7.37	1.61	1.53
21	A2	317	A	C2'-C1'	-7.37	1.45	1.53
67	B1	1096	A	C4'-C3'	7.37	1.61	1.53
67	B1	2294	A	C2'-C1'	7.37	1.61	1.53
67	B1	1702	C	C5'-C4'	7.36	1.60	1.51
2	AK	67	GLU	CB-CG	7.36	1.66	1.52
21	A2	640	U	O3'-P	-7.36	1.52	1.61
67	B1	1851	U	O3'-P	-7.36	1.52	1.61
67	B1	2363	G	O3'-P	-7.36	1.52	1.61
21	A2	816	G	C5'-C4'	7.36	1.60	1.51
26	AP	20	ARG	CZ-NH2	7.36	1.42	1.33
67	B1	454	C	C5'-C4'	7.36	1.60	1.51
21	A2	1278	A	O4'-C1'	7.36	1.51	1.41
21	A2	547	U	O4'-C1'	7.35	1.51	1.41
67	B1	2334	G	O4'-C1'	7.35	1.51	1.41
67	B1	2602	G	P-O5'	-7.35	1.52	1.59
67	B1	1851	U	C2'-C1'	7.35	1.61	1.53
67	B1	2186	C	P-O5'	7.35	1.67	1.59
21	A2	1176	C	O4'-C1'	7.35	1.51	1.41
67	B1	305	G	C2'-C1'	7.35	1.61	1.53
67	B1	2580	G	C2'-C1'	-7.35	1.45	1.53
21	A2	611	A	C2'-C1'	7.35	1.61	1.53
59	BM	14	PRO	N-CD	-7.35	1.37	1.47
67	B1	2155	C	C3'-O3'	7.35	1.52	1.42
67	B1	2435	G	P-O5'	7.35	1.67	1.59
67	B1	2655	C	C5'-C4'	7.35	1.60	1.51
67	B1	1510	U	P-O5'	-7.35	1.52	1.59
11	A1	10	G	O4'-C1'	7.34	1.51	1.41
21	A2	457	G	P-O5'	-7.34	1.52	1.59
67	B1	917	A	O4'-C1'	-7.34	1.32	1.41
21	A2	137	A	O4'-C1'	7.34	1.51	1.41
2	AK	25	ARG	CD-NE	7.34	1.58	1.46
21	A2	1118	C	O3'-P	-7.34	1.52	1.61
21	A2	78	G	C2'-C1'	-7.33	1.45	1.53
21	A2	1285	C	C5'-C4'	7.33	1.60	1.51
67	B1	1111	G	C2'-C1'	-7.33	1.45	1.53
67	B1	737	G	O4'-C1'	7.33	1.51	1.41
67	B1	909	A	P-O5'	-7.33	1.52	1.59
67	B1	2934	C	O4'-C1'	7.33	1.51	1.41
67	B1	2183	A	C4'-O4'	7.33	1.55	1.45

*Continued on next page...*

*Continued from previous page...*

Mol	Chain	Res	Type	Atoms	Z	Observed(Å)	Ideal(Å)
67	B1	2573	C	C4'-C3'	-7.33	1.45	1.53
67	B1	2941	A	C2'-C1'	7.33	1.61	1.53
21	A2	758	U	C2'-C1'	-7.32	1.45	1.53
21	A2	1196	A	C2'-C1'	-7.32	1.45	1.53
67	B1	2214	U	O3'-P	-7.32	1.52	1.61
13	AX	39	ARG	CZ-NH1	7.32	1.42	1.33
67	B1	1643	A	C3'-C2'	7.32	1.61	1.52
67	B1	1626	A	C4'-C3'	7.32	1.61	1.53
21	A2	767	U	C2'-C1'	7.32	1.61	1.53
67	B1	1399	C	O3'-P	-7.32	1.52	1.61
67	B1	1684	C	C5'-C4'	7.31	1.60	1.51
67	B1	2903	U	O4'-C1'	7.31	1.51	1.41
67	B1	1002	A	O4'-C1'	7.31	1.51	1.41
24	AA	138	ARG	CD-NE	7.31	1.58	1.46
67	B1	2978	G	O4'-C1'	7.31	1.51	1.41
21	A2	1289	G	C2'-C1'	7.31	1.61	1.53
21	A2	1465	C	O3'-P	-7.31	1.52	1.61
53	BD	249	ARG	CD-NE	7.30	1.58	1.46
67	B1	1613	A	C2'-C1'	7.30	1.61	1.53
67	B1	2275	G	C5'-C4'	7.30	1.60	1.51
67	B1	2586	A	P-O5'	-7.30	1.52	1.59
21	A2	256	G	C2'-C1'	-7.30	1.45	1.53
21	A2	738	C	O3'-P	-7.30	1.52	1.61
67	B1	1871	C	C2'-C1'	-7.30	1.45	1.53
67	B1	2045	C	O4'-C1'	7.30	1.51	1.41
27	A0	38	A	O4'-C1'	7.30	1.51	1.41
38	Bb	8	ARG	NE-CZ	7.30	1.42	1.33
67	B1	1656	C	C5'-C4'	7.30	1.60	1.51
67	B1	1807	G	C2'-C1'	7.30	1.61	1.53
67	B1	1894	A	C2'-C1'	7.30	1.61	1.53
67	B1	2003	C	C3'-O3'	7.30	1.52	1.42
67	B1	1831	C	C5'-C4'	7.30	1.60	1.51
21	A2	1441	G	O4'-C1'	7.30	1.51	1.41
67	B1	174	C	O3'-P	-7.30	1.52	1.61
67	B1	2120	C	C2'-C1'	-7.30	1.45	1.53
67	B1	2607	U	O4'-C1'	-7.30	1.32	1.41
27	A0	60	U	C4'-C3'	7.29	1.61	1.53
21	A2	1436	U	O4'-C1'	-7.29	1.32	1.41
67	B1	563	A	C2'-C1'	-7.29	1.45	1.53
67	B1	1287	G	P-O5'	-7.29	1.52	1.59
67	B1	1509	C	O3'-P	-7.29	1.52	1.61
67	B1	2443	G	C2'-C1'	-7.29	1.45	1.53

*Continued on next page...*

*Continued from previous page...*

Mol	Chain	Res	Type	Atoms	Z	Observed(Å)	Ideal(Å)
67	B1	2558	U	O4'-C1'	7.29	1.51	1.41
67	B1	2573	C	O4'-C1'	7.29	1.51	1.41
21	A2	512	U	C5'-C4'	7.29	1.60	1.51
21	A2	939	C	C2'-C1'	-7.29	1.45	1.53
67	B1	1083	G	C3'-O3'	7.29	1.52	1.42
21	A2	285	C	C2'-C1'	-7.29	1.45	1.53
21	A2	1094	U	O4'-C1'	7.29	1.51	1.41
67	B1	2241	U	P-O5'	-7.29	1.52	1.59
21	A2	186	U	O4'-C1'	7.28	1.51	1.41
21	A2	225	U	O4'-C1'	7.28	1.51	1.41
21	A2	817	U	C5'-C4'	7.28	1.60	1.51
67	B1	2567	C	O4'-C1'	7.28	1.51	1.41
67	B1	2644	G	O4'-C1'	7.28	1.51	1.41
67	B1	1214	C	C3'-C2'	7.28	1.60	1.52
67	B1	1989	G	O4'-C1'	7.28	1.51	1.41
67	B1	2441	A	C5'-C4'	7.28	1.60	1.51
67	B1	1933	U	O4'-C1'	7.28	1.51	1.41
67	B1	640	C	C5'-C4'	7.28	1.60	1.51
67	B1	2950	G	C2'-C1'	7.28	1.61	1.53
67	B1	2293	G	C4'-C3'	7.28	1.61	1.53
67	B1	14	A	C2'-C1'	-7.27	1.45	1.53
67	B1	2786	G	C5'-C4'	7.27	1.60	1.51
21	A2	69	U	O4'-C1'	7.27	1.51	1.41
67	B1	580	G	C2'-C1'	-7.27	1.45	1.53
67	B1	1173	G	O4'-C1'	7.27	1.51	1.41
67	B1	2095	U	O3'-P	-7.27	1.52	1.61
67	B1	1341	U	O3'-P	-7.27	1.52	1.61
21	A2	79	G	C5'-C4'	7.27	1.60	1.51
21	A2	714	G	C2'-C1'	7.27	1.61	1.53
21	A2	982	U	O4'-C1'	7.27	1.51	1.41
67	B1	488	A	O4'-C1'	7.27	1.51	1.41
67	B1	1761	C	C2'-C1'	-7.27	1.45	1.53
68	B3	18	G	O4'-C1'	-7.27	1.32	1.41
21	A2	377	A	O4'-C1'	7.27	1.51	1.41
67	B1	2573	C	C2'-C1'	7.27	1.61	1.53
67	B1	2105	A	O4'-C1'	7.27	1.51	1.41
21	A2	1396	C	C2'-C1'	-7.26	1.45	1.53
67	B1	339	A	P-O5'	-7.26	1.52	1.59
67	B1	541	A	C5'-C4'	7.26	1.60	1.51
67	B1	2536	A	C2'-C1'	-7.26	1.45	1.53
21	A2	1405	C	C3'-C2'	7.26	1.60	1.52
67	B1	149	G	C3'-C2'	-7.26	1.44	1.52

*Continued on next page...*

*Continued from previous page...*

Mol	Chain	Res	Type	Atoms	Z	Observed(Å)	Ideal(Å)
67	B1	385	U	O4'-C1'	-7.26	1.32	1.41
21	A2	1032	A	P-O5'	-7.26	1.52	1.59
67	B1	105	C	O4'-C1'	7.26	1.51	1.41
67	B1	258	C	C5'-C4'	7.26	1.60	1.51
67	B1	495	U	O3'-P	-7.26	1.52	1.61
67	B1	877	U	C4'-O4'	7.26	1.54	1.45
21	A2	993	C	O4'-C1'	7.26	1.51	1.41
67	B1	1075	G	O4'-C1'	-7.26	1.32	1.41
68	B3	79	U	C5'-C4'	7.26	1.60	1.51
21	A2	82	G	C4'-O4'	7.26	1.54	1.45
67	B1	1308	G	O4'-C1'	7.26	1.51	1.41
67	B1	1941	A	O3'-P	-7.26	1.52	1.61
67	B1	2027	G	C2'-C1'	-7.26	1.45	1.53
21	A2	700	G	P-O5'	-7.25	1.52	1.59
67	B1	2152	G	P-O5'	7.25	1.67	1.59
21	A2	236	C	C2'-C1'	7.25	1.61	1.53
21	A2	10	G	C2'-C1'	-7.25	1.45	1.53
21	A2	823	A	O4'-C1'	7.25	1.51	1.41
67	B1	2527	G	C5'-C4'	7.25	1.60	1.51
21	A2	1302	C	C2'-C1'	7.25	1.61	1.53
67	B1	139	G	O4'-C1'	-7.25	1.32	1.41
67	B1	675	G	P-O5'	-7.25	1.52	1.59
67	B1	1783	U	O3'-P	-7.25	1.52	1.61
67	B1	1998	G	C2'-C1'	7.25	1.61	1.53
67	B1	1449	C	P-O5'	-7.25	1.52	1.59
67	B1	1255	C	O4'-C1'	7.24	1.51	1.41
67	B1	808	A	C2'-C1'	7.24	1.61	1.53
67	B1	819	U	C2'-C1'	7.24	1.61	1.53
67	B1	1989	G	C5'-C4'	7.24	1.60	1.51
67	B1	2793	C	O3'-P	-7.24	1.52	1.61
21	A2	855	C	C4'-C3'	-7.24	1.45	1.53
67	B1	1258	G	C5'-C4'	7.24	1.60	1.51
67	B1	405	G	O4'-C1'	7.24	1.51	1.41
21	A2	1032	A	C2'-C1'	7.24	1.61	1.53
21	A2	1038	C	C2'-C1'	-7.24	1.45	1.53
67	B1	1511	C	C5'-C4'	7.24	1.60	1.51
67	B1	2457	C	O4'-C1'	7.24	1.51	1.41
67	B1	2855	G	C4'-C3'	7.24	1.61	1.53
21	A2	39	U	O4'-C1'	7.23	1.51	1.41
21	A2	63	G	O3'-P	-7.23	1.52	1.61
67	B1	1874	G	C2'-C1'	-7.23	1.45	1.53
67	B1	1552	C	P-O5'	7.23	1.67	1.59

*Continued on next page...*



*Continued from previous page...*

Mol	Chain	Res	Type	Atoms	Z	Observed(Å)	Ideal(Å)
67	B1	2672	A	C2'-C1'	7.23	1.61	1.53
21	A2	422	U	O4'-C1'	-7.23	1.32	1.41
21	A2	602	G	C2'-C1'	7.23	1.61	1.53
21	A2	732	G	C2'-C1'	-7.23	1.45	1.53
67	B1	687	C	C2'-C1'	-7.23	1.45	1.53
67	B1	2998	G	O3'-P	-7.23	1.52	1.61
67	B1	1587	A	O4'-C1'	7.23	1.51	1.41
21	A2	107	C	O3'-P	-7.23	1.52	1.61
21	A2	796	C	C2'-C1'	-7.23	1.45	1.53
21	A2	1296	U	C5'-C4'	7.23	1.60	1.51
67	B1	353	C	O4'-C1'	7.23	1.51	1.41
67	B1	2305	U	C3'-C2'	7.23	1.60	1.52
21	A2	1036	G	O4'-C1'	-7.22	1.32	1.41
21	A2	1146	G	O4'-C1'	7.22	1.51	1.41
67	B1	96	C	O4'-C1'	7.22	1.51	1.41
67	B1	2600	C	O4'-C1'	7.22	1.51	1.41
21	A2	1001	A	O4'-C1'	7.22	1.51	1.41
21	A2	1464	C	O4'-C1'	7.22	1.51	1.41
46	BA	173	SER	CA-CB	7.22	1.63	1.52
67	B1	2650	G	C4'-C3'	-7.22	1.45	1.53
67	B1	625	A	C3'-C2'	7.21	1.60	1.52
67	B1	1802	G	O4'-C1'	7.21	1.51	1.41
11	A1	62	C	C3'-C2'	7.21	1.60	1.52
67	B1	1884	C	O4'-C1'	7.21	1.51	1.41
67	B1	2995	A	C5'-C4'	7.21	1.60	1.51
11	A1	76	C	C2'-C1'	7.21	1.61	1.53
67	B1	232	U	C2'-C1'	7.21	1.61	1.53
67	B1	1625	A	C2'-C1'	-7.21	1.45	1.53
21	A2	924	U	O4'-C1'	7.21	1.51	1.41
67	B1	154	U	C3'-O3'	-7.21	1.32	1.42
67	B1	404	G	C5'-C4'	7.21	1.59	1.51
21	A2	409	C	O3'-P	-7.21	1.52	1.61
67	B1	2280	G	C2'-C1'	7.21	1.61	1.53
21	A2	93	A	C4'-C3'	7.20	1.61	1.53
67	B1	776	G	C5'-C4'	7.20	1.59	1.51
67	B1	1512	G	P-O5'	7.20	1.67	1.59
21	A2	89	G	O4'-C1'	7.20	1.51	1.41
21	A2	1401	U	C4'-O4'	7.20	1.54	1.45
27	A0	18	G	C2'-C1'	7.20	1.61	1.53
67	B1	800	G	C5'-C4'	7.20	1.59	1.51
67	B1	2231	G	C4'-O4'	-7.20	1.36	1.45
67	B1	2494	A	C3'-C2'	-7.20	1.44	1.52

*Continued on next page...*

*Continued from previous page...*

Mol	Chain	Res	Type	Atoms	Z	Observed(Å)	Ideal(Å)
21	A2	778	G	P-O5'	-7.20	1.52	1.59
67	B1	718	G	C5'-C4'	7.20	1.59	1.51
21	A2	676	G	O3'-P	-7.20	1.52	1.61
53	BD	55	ARG	CD-NE	7.20	1.58	1.46
67	B1	215	A	O3'-P	-7.19	1.52	1.61
67	B1	755	G	C2'-C1'	7.19	1.61	1.53
67	B1	1832	G	C2'-C1'	-7.19	1.45	1.53
67	B1	1834	C	O4'-C1'	7.19	1.51	1.41
67	B1	2377	C	P-O5'	-7.19	1.52	1.59
21	A2	77	G	C4'-O4'	7.19	1.54	1.45
67	B1	1567	C	C4'-O4'	-7.19	1.36	1.45
67	B1	2544	C	P-O5'	-7.19	1.52	1.59
32	BO	191	ARG	CD-NE	7.19	1.58	1.46
67	B1	2022	U	C2'-C1'	7.19	1.61	1.53
21	A2	647	G	O4'-C1'	7.19	1.50	1.41
21	A2	1114	G	O4'-C1'	-7.19	1.32	1.41
67	B1	2013	A	C2'-C1'	7.18	1.61	1.53
1	AQ	80	ARG	CZ-NH2	7.18	1.42	1.33
67	B1	2480	G	O4'-C1'	7.18	1.50	1.41
21	A2	185	G	C5'-C4'	7.18	1.59	1.51
21	A2	315	A	C2'-C1'	7.18	1.61	1.53
67	B1	2481	G	O3'-P	-7.18	1.52	1.61
67	B1	2511	C	O3'-P	-7.18	1.52	1.61
43	Bk	148	ARG	CZ-NH2	7.18	1.42	1.33
67	B1	477	C	O4'-C1'	7.18	1.50	1.41
67	B1	2245	C	C4'-O4'	-7.18	1.36	1.45
67	B1	467	U	C2'-O2'	7.18	1.50	1.41
67	B1	1818	G	C2'-C1'	-7.17	1.45	1.53
67	B1	112	U	C5'-C4'	7.17	1.59	1.51
67	B1	964	C	O4'-C1'	7.17	1.50	1.41
67	B1	2259	G	C5'-C4'	7.17	1.59	1.51
67	B1	2845	C	C3'-O3'	7.17	1.52	1.42
21	A2	623	C	O4'-C1'	7.17	1.50	1.41
46	BA	95	ARG	CZ-NH1	7.17	1.42	1.33
21	A2	790	G	C4'-O4'	7.17	1.54	1.45
21	A2	1488	C	C2'-C1'	-7.17	1.45	1.53
67	B1	2743	U	C2'-C1'	7.17	1.61	1.53
21	A2	704	C	C5'-C4'	7.17	1.59	1.51
21	A2	896	A	O3'-P	-7.17	1.52	1.61
21	A2	503	G	O3'-P	-7.17	1.52	1.61
67	B1	96	C	C2'-C1'	-7.17	1.45	1.53
21	A2	1348	C	O4'-C1'	7.16	1.50	1.41

*Continued on next page...*

*Continued from previous page...*

Mol	Chain	Res	Type	Atoms	Z	Observed(Å)	Ideal(Å)
27	A0	10	G	C4'-C3'	7.16	1.61	1.53
46	BA	45	ARG	NE-CZ	7.16	1.42	1.33
21	A2	233	C	P-O5'	7.16	1.67	1.59
27	A0	49	C	C4'-C3'	7.16	1.61	1.53
46	BA	56	ARG	NE-CZ	7.16	1.42	1.33
21	A2	1477	U	C4'-C3'	-7.16	1.45	1.53
67	B1	139	G	C4'-C3'	7.16	1.61	1.53
67	B1	696	G	O4'-C1'	-7.16	1.32	1.41
67	B1	2883	C	O3'-P	-7.16	1.52	1.61
67	B1	2917	G	P-O5'	-7.16	1.52	1.59
67	B1	2996	A	C2'-C1'	-7.16	1.45	1.53
21	A2	832	G	O4'-C1'	7.15	1.50	1.41
27	A0	21	G	O4'-C1'	7.15	1.50	1.41
67	B1	360	G	C3'-C2'	-7.15	1.44	1.52
67	B1	992	G	C3'-C2'	-7.15	1.44	1.52
67	B1	2408	G	C2'-C1'	-7.15	1.45	1.53
67	B1	546	C	C4'-O4'	7.14	1.54	1.45
21	A2	900	G	C2'-C1'	-7.14	1.45	1.53
67	B1	27	G	C3'-C2'	-7.14	1.44	1.52
27	A0	34	G	C3'-O3'	7.14	1.52	1.42
27	A0	52	G	O4'-C1'	7.14	1.50	1.41
67	B1	539	A	O3'-P	-7.14	1.52	1.61
67	B1	657	U	P-O5'	-7.14	1.52	1.59
67	B1	876	C	P-O5'	-7.14	1.52	1.59
67	B1	52	A	C2'-C1'	-7.14	1.45	1.53
67	B1	1417	U	C3'-C2'	7.14	1.60	1.52
67	B1	2262	C	C2'-C1'	-7.14	1.45	1.53
68	B3	116	C	P-O5'	-7.14	1.52	1.59
18	AF	5	TRP	CA-CB	7.13	1.69	1.53
67	B1	3	G	P-O5'	-7.13	1.52	1.59
67	B1	1840	G	O3'-P	-7.13	1.52	1.61
67	B1	2885	C	C2'-C1'	-7.13	1.45	1.53
67	B1	1783	U	O4'-C1'	7.13	1.50	1.41
67	B1	1842	C	C2'-C1'	-7.13	1.45	1.53
21	A2	887	G	C2'-C1'	-7.13	1.45	1.53
67	B1	2961	A	C2'-C1'	7.13	1.61	1.53
67	B1	429	U	C2'-O2'	-7.13	1.32	1.41
67	B1	1118	A	C4'-C3'	7.13	1.60	1.53
21	A2	1033	G	O3'-P	-7.13	1.52	1.61
67	B1	539	A	P-O5'	-7.13	1.52	1.59
67	B1	1735	G	P-O5'	-7.13	1.52	1.59
67	B1	1904	G	P-O5'	-7.13	1.52	1.59

*Continued on next page...*

*Continued from previous page...*

Mol	Chain	Res	Type	Atoms	Z	Observed(Å)	Ideal(Å)
67	B1	766	G	C4'-C3'	7.13	1.60	1.53
67	B1	2346	A	P-O5'	7.13	1.66	1.59
67	B1	2401	A	C5'-C4'	7.13	1.59	1.51
67	B1	1732	C	O3'-P	-7.12	1.52	1.61
21	A2	1277	C	C2'-C1'	-7.12	1.45	1.53
67	B1	1843	C	C5'-C4'	7.12	1.59	1.51
67	B1	1921	U	P-O5'	-7.12	1.52	1.59
67	B1	38	U	C2'-C1'	-7.12	1.45	1.53
67	B1	1151	G	C2'-C1'	-7.12	1.45	1.53
67	B1	2909	G	P-O5'	7.12	1.66	1.59
21	A2	567	A	O4'-C1'	7.12	1.50	1.41
67	B1	1175	C	O4'-C1'	7.12	1.50	1.41
67	B1	895	C	C4'-C3'	-7.12	1.45	1.53
67	B1	1288	C	C2'-C1'	-7.12	1.45	1.53
67	B1	856	A	O4'-C1'	7.12	1.50	1.41
67	B1	2705	C	O3'-P	-7.12	1.52	1.61
67	B1	892	U	O4'-C1'	7.12	1.50	1.41
67	B1	2614	C	C3'-C2'	-7.12	1.45	1.52
68	B3	46	G	O3'-P	-7.12	1.52	1.61
67	B1	419	G	C4'-C3'	7.11	1.60	1.53
67	B1	3016	G	C3'-C2'	7.11	1.60	1.52
25	AH	76	GLY	CA-C	-7.11	1.40	1.51
67	B1	902	C	C5'-C4'	7.11	1.59	1.51
67	B1	2994	G	O4'-C1'	7.11	1.50	1.41
67	B1	495	U	C2'-C1'	-7.11	1.45	1.53
21	A2	853	G	C2'-C1'	-7.11	1.45	1.53
21	A2	854	C	O4'-C1'	7.11	1.50	1.41
67	B1	693	G	C2'-C1'	7.11	1.61	1.53
67	B1	2836	G	O3'-P	-7.11	1.52	1.61
67	B1	417	C	O4'-C1'	7.10	1.50	1.41
67	B1	1076	G	O4'-C1'	-7.10	1.32	1.41
67	B1	199	C	C2'-C1'	-7.10	1.45	1.53
67	B1	613	C	O4'-C1'	-7.10	1.32	1.41
67	B1	1423	G	C5'-C4'	7.10	1.59	1.51
11	A1	34	U	C2'-C1'	7.10	1.61	1.53
21	A2	612	C	O3'-P	-7.10	1.52	1.61
21	A2	760	C	C4'-O4'	7.10	1.54	1.45
67	B1	2781	A	C4'-C3'	-7.10	1.45	1.53
21	A2	404	C	C2'-C1'	-7.10	1.45	1.53
21	A2	1249	A	C4'-O4'	7.10	1.54	1.45
21	A2	1277	C	O4'-C1'	7.10	1.50	1.41
27	A0	56	C	P-O5'	-7.10	1.52	1.59

*Continued on next page...*

*Continued from previous page...*

Mol	Chain	Res	Type	Atoms	Z	Observed(Å)	Ideal(Å)
67	B1	1357	G	C4'-C3'	-7.10	1.45	1.53
68	B3	17	G	C4'-O4'	-7.10	1.36	1.45
11	A1	38	G	C5'-C4'	7.10	1.59	1.51
21	A2	105	C	O4'-C1'	7.10	1.50	1.41
67	B1	1744	A	O4'-C1'	-7.10	1.32	1.41
67	B1	631	G	O4'-C1'	7.09	1.50	1.41
21	A2	367	G	C5'-C4'	7.09	1.59	1.51
21	A2	53	G	O4'-C1'	7.09	1.50	1.41
21	A2	513	A	C3'-C2'	7.09	1.60	1.52
21	A2	648	A	O4'-C1'	7.09	1.50	1.41
21	A2	727	G	P-O5'	-7.09	1.52	1.59
21	A2	1428	G	O3'-P	-7.09	1.52	1.61
21	A2	1393	A	O4'-C1'	7.09	1.50	1.41
15	AE	19	TRP	CE3-CZ3	7.09	1.50	1.38
34	BK	45	ARG	NE-CZ	7.08	1.42	1.33
67	B1	2549	A	C5'-C4'	7.08	1.59	1.51
21	A2	501	G	C4'-C3'	7.08	1.60	1.53
67	B1	530	A	C2'-C1'	7.08	1.61	1.53
67	B1	1507	A	C2'-C1'	-7.08	1.45	1.53
67	B1	1685	C	O4'-C1'	7.08	1.50	1.41
21	A2	1237	G	C5'-C4'	7.08	1.59	1.51
62	BN	136	ARG	NE-CZ	7.08	1.42	1.33
21	A2	38	G	O4'-C1'	7.08	1.50	1.41
67	B1	1655	G	O3'-P	-7.08	1.52	1.61
67	B1	2000	G	O4'-C1'	7.08	1.50	1.41
67	B1	3019	C	O3'-P	-7.08	1.52	1.61
21	A2	1206	G	C4'-C3'	-7.08	1.45	1.53
67	B1	2793	C	O4'-C1'	7.08	1.50	1.41
21	A2	165	U	C3'-O3'	7.08	1.52	1.42
67	B1	2617	G	O3'-P	-7.08	1.52	1.61
21	A2	1138	G	O4'-C1'	7.07	1.50	1.41
67	B1	326	C	P-O5'	-7.07	1.52	1.59
67	B1	1831	C	C2'-C1'	-7.07	1.45	1.53
67	B1	949	C	O4'-C1'	7.07	1.50	1.41
67	B1	1147	G	O4'-C1'	7.07	1.50	1.41
21	A2	525	A	C2'-C1'	7.07	1.61	1.53
31	BY	129	SER	CA-CB	7.07	1.63	1.52
68	B3	7	C	O4'-C1'	7.07	1.50	1.41
21	A2	238	G	O3'-P	-7.07	1.52	1.61
21	A2	363	C	C4'-C3'	7.07	1.60	1.53
67	B1	667	C	O4'-C1'	7.07	1.50	1.41
67	B1	2011	U	C2'-C1'	7.07	1.61	1.53

*Continued on next page...*

*Continued from previous page...*

Mol	Chain	Res	Type	Atoms	Z	Observed(Å)	Ideal(Å)
67	B1	1481	G	O3'-P	-7.06	1.52	1.61
67	B1	2628	U	C4'-O4'	7.06	1.54	1.45
8	AR	62	ARG	CZ-NH2	7.06	1.42	1.33
67	B1	2922	G	C5'-C4'	7.06	1.59	1.51
67	B1	1610	C	C2'-C1'	-7.06	1.45	1.53
67	B1	2934	C	C3'-O3'	7.06	1.52	1.42
21	A2	62	G	C4'-C3'	-7.06	1.45	1.53
21	A2	1064	C	P-O5'	-7.06	1.52	1.59
27	A0	51	C	O4'-C1'	7.06	1.50	1.41
21	A2	1040	A	C3'-O3'	7.05	1.52	1.42
67	B1	2519	C	P-O5'	-7.05	1.52	1.59
21	A2	504	G	C2'-C1'	-7.05	1.45	1.53
21	A2	815	C	O3'-P	-7.05	1.52	1.61
21	A2	1150	G	O3'-P	-7.05	1.52	1.61
27	A0	41	C	C4'-O4'	-7.05	1.36	1.45
67	B1	840	G	O3'-P	-7.05	1.52	1.61
67	B1	1272	A	O3'-P	-7.05	1.52	1.61
11	A1	32	A	O4'-C1'	7.05	1.50	1.41
21	A2	152	G	O3'-P	-7.05	1.52	1.61
21	A2	261	G	C2'-C1'	-7.05	1.45	1.53
67	B1	1358	C	C2'-C1'	-7.05	1.45	1.53
67	B1	200	G	O4'-C1'	7.05	1.50	1.41
67	B1	1120	C	C2'-C1'	-7.05	1.45	1.53
68	B3	21	C	C2'-C1'	-7.05	1.45	1.53
21	A2	178	C	C2'-C1'	7.04	1.61	1.53
21	A2	1152	C	C2'-C1'	-7.04	1.45	1.53
21	A2	1187	A	C2'-C1'	-7.04	1.45	1.53
67	B1	1695	G	C2'-C1'	-7.04	1.45	1.53
67	B1	2986	G	O3'-P	-7.04	1.52	1.61
21	A2	195	C	C4'-C3'	7.04	1.60	1.53
67	B1	672	C	C2'-C1'	-7.04	1.45	1.53
67	B1	800	G	P-O5'	-7.04	1.52	1.59
67	B1	1286	G	O4'-C1'	7.04	1.50	1.41
67	B1	2138	A	C2'-C1'	-7.04	1.45	1.53
68	B3	71	G	O4'-C1'	-7.04	1.32	1.41
67	B1	1583	G	O3'-P	-7.04	1.52	1.61
67	B1	167	G	C2'-C1'	-7.04	1.45	1.53
67	B1	1602	C	O4'-C1'	7.04	1.50	1.41
67	B1	1259	G	P-O5'	-7.04	1.52	1.59
67	B1	1596	G	O4'-C1'	7.04	1.50	1.41
67	B1	2317	G	O4'-C1'	-7.04	1.32	1.41
21	A2	384	G	C5'-C4'	7.03	1.59	1.51

*Continued on next page...*

*Continued from previous page...*

Mol	Chain	Res	Type	Atoms	Z	Observed(Å)	Ideal(Å)
21	A2	914	U	C2'-C1'	-7.03	1.45	1.53
67	B1	1566	G	C4'-O4'	-7.03	1.36	1.45
67	B1	2178	A	C5'-C4'	7.03	1.59	1.51
6	AC	83	GLU	CD-OE1	7.03	1.33	1.25
21	A2	1141	G	C2'-C1'	-7.03	1.45	1.53
21	A2	1324	U	C3'-C2'	7.03	1.60	1.52
67	B1	705	G	C2'-C1'	-7.03	1.45	1.53
21	A2	995	G	C2'-C1'	-7.03	1.45	1.53
67	B1	784	C	C5'-C4'	7.03	1.59	1.51
68	B3	117	G	O4'-C1'	7.03	1.50	1.41
35	BL	12	ARG	C-N	7.02	1.45	1.33
67	B1	2577	U	O4'-C1'	7.02	1.50	1.41
67	B1	797	C	C2'-C1'	7.02	1.61	1.53
67	B1	1462	G	O3'-P	-7.02	1.52	1.61
67	B1	2415	C	O4'-C1'	7.02	1.50	1.41
68	B3	69	C	P-O5'	7.02	1.66	1.59
67	B1	1279	U	C2'-C1'	7.02	1.61	1.53
67	B1	1517	G	C2'-C1'	7.02	1.61	1.53
21	A2	401	U	O4'-C1'	7.02	1.50	1.41
67	B1	2252	C	O4'-C1'	7.02	1.50	1.41
11	A1	14	A	C3'-C2'	7.01	1.60	1.52
21	A2	424	U	P-O5'	7.01	1.66	1.59
67	B1	1634	A	C5'-C4'	7.01	1.59	1.51
21	A2	741	A	C5'-C4'	7.01	1.59	1.51
22	AY	30	PHE	CG-CD1	7.01	1.49	1.38
67	B1	2174	G	O3'-P	-7.01	1.52	1.61
67	B1	172	C	O4'-C1'	7.01	1.50	1.41
67	B1	570	G	C2'-C1'	-7.01	1.45	1.53
67	B1	2361	C	O4'-C1'	7.01	1.50	1.41
67	B1	2754	A	O4'-C1'	7.00	1.50	1.41
68	B3	49	A	O4'-C1'	7.00	1.50	1.41
21	A2	26	A	C2'-C1'	-7.00	1.45	1.53
21	A2	686	C	C2'-C1'	-7.00	1.45	1.53
21	A2	1326	G	O4'-C1'	-7.00	1.32	1.41
67	B1	1853	C	P-O5'	-7.00	1.52	1.59
21	A2	1062	G	O4'-C1'	7.00	1.50	1.41
67	B1	1644	G	O4'-C1'	7.00	1.50	1.41
21	A2	141	C	C5'-C4'	7.00	1.59	1.51
67	B1	722	C	C5'-C4'	7.00	1.59	1.51
67	B1	788	A	C2'-O2'	7.00	1.50	1.41
67	B1	2957	G	P-O5'	-7.00	1.52	1.59
21	A2	796	C	C4'-C3'	7.00	1.60	1.53

*Continued on next page...*

*Continued from previous page...*

Mol	Chain	Res	Type	Atoms	Z	Observed(Å)	Ideal(Å)
67	B1	898	G	O3'-P	-7.00	1.52	1.61
67	B1	2583	G	C5'-C4'	7.00	1.59	1.51
21	A2	1029	G	C4'-C3'	7.00	1.60	1.53
11	A1	20	G	C2'-C1'	6.99	1.61	1.53
21	A2	168	G	P-O5'	-6.99	1.52	1.59
21	A2	968	C	C2'-C1'	-6.99	1.45	1.53
67	B1	2282	G	O4'-C1'	-6.99	1.32	1.41
68	B3	55	G	O4'-C1'	6.99	1.50	1.41
21	A2	45	U	C5'-C4'	6.99	1.59	1.51
21	A2	1476	C	C3'-C2'	-6.99	1.45	1.52
67	B1	131	C	O3'-P	-6.99	1.52	1.61
21	A2	1235	A	O4'-C1'	6.99	1.50	1.41
67	B1	356	C	O4'-C1'	6.99	1.50	1.41
67	B1	566	G	P-O5'	6.99	1.66	1.59
67	B1	2092	G	O4'-C1'	6.99	1.50	1.41
8	AR	21	CYS	CB-SG	6.99	1.94	1.82
21	A2	577	C	C2'-C1'	-6.99	1.45	1.53
67	B1	984	U	C2'-C1'	-6.99	1.45	1.53
67	B1	1909	C	C5'-C4'	6.99	1.59	1.51
67	B1	3025	C	O4'-C1'	6.99	1.50	1.41
21	A2	624	G	C2'-C1'	-6.98	1.45	1.53
67	B1	2743	U	O4'-C1'	6.98	1.50	1.41
21	A2	367	G	C4'-C3'	-6.98	1.45	1.53
67	B1	2500	G	C3'-C2'	6.98	1.60	1.52
67	B1	26	G	C2'-C1'	-6.98	1.45	1.53
67	B1	2033	G	C2'-C1'	6.98	1.61	1.53
52	BB	82	GLU	CG-CD	6.98	1.62	1.51
67	B1	1343	C	C5'-C4'	6.98	1.59	1.51
67	B1	1949	A	C3'-O3'	6.98	1.51	1.42
67	B1	703	G	C3'-O3'	6.98	1.51	1.42
21	A2	692	G	O3'-P	-6.97	1.52	1.61
21	A2	1421	C	P-O5'	6.97	1.66	1.59
27	A0	1	G	O3'-P	-6.97	1.52	1.61
67	B1	927	G	O3'-P	-6.97	1.52	1.61
21	A2	1222	C	C5'-C4'	6.97	1.59	1.51
21	A2	838	C	O3'-P	-6.97	1.52	1.61
27	A0	73	G	O4'-C1'	-6.97	1.32	1.41
67	B1	1628	C	C5'-C4'	6.97	1.59	1.51
66	B1	7	ARG	CD-NE	6.97	1.58	1.46
67	B1	2534	C	C2'-O2'	-6.97	1.32	1.41
67	B1	3006	G	C4'-C3'	6.97	1.60	1.53
21	A2	386	C	C2'-C1'	-6.97	1.45	1.53

*Continued on next page...*



*Continued from previous page...*

Mol	Chain	Res	Type	Atoms	Z	Observed(Å)	Ideal(Å)
11	A1	45	G	C3'-O3'	6.96	1.51	1.42
21	A2	335	G	O3'-P	-6.96	1.52	1.61
67	B1	1450	C	P-O5'	6.96	1.66	1.59
67	B1	2950	G	C5'-C4'	-6.96	1.43	1.51
21	A2	206	C	P-O5'	-6.96	1.52	1.59
67	B1	1041	U	P-O5'	-6.96	1.52	1.59
67	B1	1761	C	O4'-C1'	6.96	1.50	1.41
67	B1	2576	C	P-O5'	-6.96	1.52	1.59
67	B1	222	A	O4'-C1'	6.96	1.50	1.41
21	A2	1391	U	O4'-C1'	6.96	1.50	1.41
67	B1	1558	U	C2'-C1'	6.96	1.61	1.53
67	B1	705	G	O4'-C1'	6.96	1.50	1.41
67	B1	1553	G	C2'-C1'	6.96	1.61	1.53
67	B1	1836	A	C5'-C4'	6.96	1.59	1.51
67	B1	2285	G	C2'-C1'	6.96	1.61	1.53
67	B1	1367	A	P-O5'	-6.95	1.52	1.59
21	A2	1370	U	C2'-C1'	6.95	1.60	1.53
33	BC	92	GLY	CA-C	-6.95	1.40	1.51
67	B1	475	U	C4'-O4'	-6.95	1.36	1.45
67	B1	1990	U	O3'-P	-6.95	1.52	1.61
21	A2	306	C	C2'-C1'	6.95	1.60	1.53
67	B1	1707	A	C3'-O3'	6.95	1.51	1.42
21	A2	268	C	C5'-C4'	6.94	1.59	1.51
21	A2	621	G	O4'-C1'	6.94	1.50	1.41
68	B3	63	G	C2'-C1'	-6.94	1.45	1.53
21	A2	742	U	P-O5'	-6.94	1.52	1.59
67	B1	347	G	P-O5'	6.94	1.66	1.59
67	B1	497	G	O4'-C1'	6.94	1.50	1.41
67	B1	2015	G	P-O5'	-6.94	1.52	1.59
67	B1	2773	A	C5'-C4'	6.94	1.59	1.51
67	B1	1837	A	C3'-C2'	6.94	1.60	1.52
21	A2	603	G	C2'-C1'	-6.94	1.45	1.53
5	AW	10	ARG	CD-NE	6.94	1.58	1.46
21	A2	12	U	O4'-C1'	6.94	1.50	1.41
67	B1	1530	A	C2'-C1'	6.94	1.60	1.53
67	B1	2565	A	C2'-C1'	-6.93	1.45	1.53
21	A2	1186	C	C2'-C1'	-6.93	1.45	1.53
21	A2	1444	G	P-O5'	-6.93	1.52	1.59
67	B1	970	G	C5'-C4'	6.93	1.59	1.51
67	B1	3012	C	O3'-P	-6.93	1.52	1.61
21	A2	1088	U	C3'-O3'	6.93	1.51	1.42
67	B1	248	C	O3'-P	-6.93	1.52	1.61

*Continued on next page...*

*Continued from previous page...*

Mol	Chain	Res	Type	Atoms	Z	Observed(Å)	Ideal(Å)
67	B1	501	C	C4'-C3'	6.93	1.60	1.53
67	B1	768	C	C4'-O4'	-6.93	1.36	1.45
67	B1	1323	U	O4'-C1'	6.93	1.50	1.41
67	B1	41	G	C5'-C4'	6.93	1.59	1.51
67	B1	848	A	C2'-C1'	6.93	1.60	1.53
67	B1	1753	G	C2'-C1'	6.93	1.60	1.53
68	B3	15	G	C2'-C1'	-6.93	1.45	1.53
67	B1	1034	G	C4'-C3'	-6.92	1.45	1.53
67	B1	390	C	C2'-C1'	-6.92	1.45	1.53
67	B1	1585	U	P-O5'	-6.92	1.52	1.59
21	A2	799	C	C2'-C1'	-6.92	1.45	1.53
67	B1	1610	C	C3'-O3'	6.92	1.51	1.42
21	A2	1274	C	O4'-C1'	6.92	1.50	1.41
58	BP	86	SER	CA-CB	6.92	1.63	1.52
67	B1	449	G	C4'-C3'	-6.92	1.45	1.53
67	B1	1514	C	C2'-C1'	-6.92	1.45	1.53
67	B1	1599	A	P-O5'	-6.92	1.52	1.59
21	A2	932	C	C2'-C1'	-6.91	1.45	1.53
67	B1	1741	C	C2'-C1'	-6.91	1.45	1.53
67	B1	2481	G	C2'-C1'	6.91	1.60	1.53
21	A2	1233	G	C5'-C4'	6.91	1.59	1.51
67	B1	662	A	O4'-C1'	6.91	1.50	1.41
8	AR	67	ARG	CD-NE	6.91	1.58	1.46
67	B1	408	C	P-O5'	6.91	1.66	1.59
67	B1	1533	G	O4'-C1'	-6.91	1.32	1.41
21	A2	473	A	C5'-C4'	6.91	1.59	1.51
64	Bc	32	ARG	NE-CZ	6.91	1.42	1.33
67	B1	2835	A	C4'-C3'	6.91	1.60	1.53
67	B1	2577	U	C4'-C3'	-6.90	1.45	1.53
67	B1	2756	G	P-O5'	-6.90	1.52	1.59
67	B1	667	C	C2'-C1'	-6.90	1.45	1.53
67	B1	1893	C	C2'-C1'	-6.90	1.45	1.53
67	B1	2198	U	C5'-C4'	6.90	1.59	1.51
21	A2	325	A	C2'-C1'	-6.90	1.45	1.53
67	B1	2844	G	C5'-C4'	6.90	1.59	1.51
67	B1	386	A	C2'-C1'	-6.90	1.45	1.53
21	A2	1168	C	O4'-C1'	6.90	1.50	1.41
67	B1	1823	A	C5'-C4'	6.90	1.59	1.51
21	A2	979	U	O4'-C1'	6.89	1.50	1.41
21	A2	1425	C	C2'-C1'	-6.89	1.45	1.53
67	B1	1173	G	C5'-C4'	6.89	1.59	1.51
21	A2	292	U	P-O5'	-6.89	1.52	1.59

*Continued on next page...*

*Continued from previous page...*

Mol	Chain	Res	Type	Atoms	Z	Observed(Å)	Ideal(Å)
21	A2	1311	C	C2'-C1'	6.89	1.60	1.53
15	AE	142	PHE	CA-CB	6.89	1.69	1.53
67	B1	1227	A	C2'-C1'	6.89	1.60	1.53
21	A2	1110	U	C4'-C3'	6.89	1.60	1.53
30	AU	60	ARG	CZ-NH2	6.89	1.42	1.33
67	B1	1566	G	C3'-O3'	-6.89	1.32	1.42
21	A2	25	C	C2'-C1'	-6.89	1.45	1.53
21	A2	728	G	O4'-C1'	-6.89	1.32	1.41
67	B1	386	A	O4'-C1'	6.89	1.50	1.41
67	B1	2103	C	C3'-O3'	6.89	1.51	1.42
67	B1	2456	C	P-O5'	-6.89	1.52	1.59
21	A2	1262	U	C4'-C3'	6.88	1.60	1.53
59	BM	90	TYR	CG-CD1	6.88	1.48	1.39
67	B1	1709	C	C2'-C1'	-6.88	1.45	1.53
67	B1	2825	A	O4'-C1'	6.88	1.50	1.41
11	A1	54	G	P-O5'	-6.88	1.52	1.59
21	A2	230	C	C5'-C4'	6.88	1.59	1.51
21	A2	723	G	C4'-O4'	-6.88	1.36	1.45
67	B1	1227	A	O4'-C1'	-6.88	1.32	1.41
67	B1	1467	G	C2'-C1'	-6.88	1.45	1.53
67	B1	1972	C	C2'-C1'	-6.88	1.45	1.53
67	B1	254	A	C2'-C1'	-6.88	1.45	1.53
67	B1	2761	G	C5'-C4'	6.88	1.59	1.51
1	AQ	19	ARG	CZ-NH1	6.88	1.42	1.33
67	B1	689	U	P-O5'	-6.88	1.52	1.59
67	B1	1031	C	C4'-C3'	-6.88	1.45	1.53
67	B1	1615	G	C3'-C2'	6.88	1.60	1.52
21	A2	810	G	C2'-C1'	-6.87	1.45	1.53
21	A2	1078	U	O4'-C1'	6.87	1.50	1.41
67	B1	1867	C	P-O5'	-6.87	1.52	1.59
67	B1	1967	G	C4'-C3'	6.87	1.60	1.53
21	A2	1355	C	C2'-C1'	-6.87	1.45	1.53
21	A2	94	C	O3'-P	6.87	1.69	1.61
21	A2	186	U	C4'-C3'	6.87	1.60	1.53
67	B1	1921	U	O3'-P	-6.87	1.52	1.61
21	A2	1251	C	O3'-P	-6.87	1.52	1.61
67	B1	811	C	C5'-C4'	6.87	1.59	1.51
67	B1	2337	G	C5'-C4'	6.87	1.59	1.51
11	A1	50	G	C2'-C1'	6.86	1.60	1.53
67	B1	73	A	C3'-O3'	6.86	1.51	1.42
67	B1	2816	C	C2'-C1'	6.86	1.60	1.53
21	A2	590	G	C4'-C3'	6.86	1.60	1.53

*Continued on next page...*

*Continued from previous page...*

Mol	Chain	Res	Type	Atoms	Z	Observed(Å)	Ideal(Å)
67	B1	463	A	C3'-C2'	-6.86	1.45	1.52
67	B1	2869	U	C4'-C3'	6.86	1.60	1.53
67	B1	3008	C	O4'-C1'	6.86	1.50	1.41
21	A2	646	U	C3'-O3'	6.86	1.51	1.42
67	B1	250	G	P-O5'	-6.86	1.52	1.59
21	A2	331	C	C2'-C1'	6.86	1.60	1.53
21	A2	1098	G	C2'-C1'	-6.86	1.45	1.53
21	A2	1477	U	O3'-P	6.86	1.69	1.61
67	B1	1962	G	O3'-P	-6.86	1.52	1.61
17	AO	111	ARG	CZ-NH1	6.85	1.42	1.33
67	B1	2816	C	C4'-C3'	6.85	1.60	1.53
21	A2	1275	U	O4'-C1'	6.85	1.50	1.41
67	B1	1323	U	C3'-O3'	6.85	1.51	1.42
67	B1	2584	A	C3'-C2'	-6.85	1.45	1.52
67	B1	1904	G	O4'-C1'	-6.85	1.32	1.41
21	A2	68	G	C4'-O4'	6.85	1.54	1.45
21	A2	159	C	O4'-C1'	6.85	1.50	1.41
67	B1	830	G	C5'-C4'	6.85	1.59	1.51
67	B1	1156	G	C2'-C1'	-6.85	1.45	1.53
67	B1	1763	A	O4'-C1'	6.85	1.50	1.41
21	A2	1071	C	P-O5'	-6.85	1.52	1.59
21	A2	1451	C	C2'-C1'	-6.85	1.45	1.53
67	B1	1116	A	C2'-C1'	-6.85	1.45	1.53
67	B1	1510	U	O3'-P	-6.85	1.52	1.61
67	B1	2751	C	C2'-C1'	-6.85	1.45	1.53
21	A2	1052	U	C5'-C4'	6.85	1.59	1.51
67	B1	1066	C	C2'-C1'	6.84	1.60	1.53
21	A2	197	A	O4'-C1'	6.84	1.50	1.41
67	B1	393	C	P-O5'	-6.84	1.52	1.59
68	B3	103	C	P-O5'	-6.84	1.52	1.59
21	A2	1169	C	C4'-C3'	6.84	1.60	1.53
67	B1	1612	G	P-O5'	-6.84	1.52	1.59
67	B1	2398	C	C3'-C2'	-6.84	1.45	1.52
67	B1	2860	G	O4'-C1'	-6.83	1.32	1.41
21	A2	613	C	C5'-C4'	6.83	1.59	1.51
67	B1	2	G	C2'-C1'	-6.83	1.45	1.53
67	B1	1361	G	C2'-C1'	-6.83	1.45	1.53
67	B1	2281	A	C5'-C4'	6.83	1.59	1.51
27	A0	24	G	C2'-C1'	-6.83	1.45	1.53
67	B1	750	C	O3'-P	-6.83	1.52	1.61
67	B1	759	G	C4'-O4'	6.83	1.54	1.45
67	B1	2010	G	P-O5'	-6.83	1.52	1.59

*Continued on next page...*

*Continued from previous page...*

Mol	Chain	Res	Type	Atoms	Z	Observed(Å)	Ideal(Å)
21	A2	1461	U	P-O5'	6.83	1.66	1.59
67	B1	2264	G	O4'-C1'	-6.83	1.32	1.41
67	B1	2436	A	C3'-C2'	6.83	1.60	1.52
21	A2	1004	U	C2'-C1'	-6.83	1.45	1.53
27	A0	76	A	C4'-C3'	6.83	1.60	1.53
67	B1	909	A	O4'-C1'	-6.83	1.32	1.41
21	A2	599	G	C2'-C1'	-6.83	1.45	1.53
53	BD	42	ARG	NE-CZ	6.83	1.42	1.33
21	A2	407	G	O4'-C1'	6.83	1.50	1.41
21	A2	1066	C	O3'-P	-6.83	1.52	1.61
67	B1	36	G	C5'-C4'	6.83	1.59	1.51
67	B1	408	C	O3'-P	-6.83	1.52	1.61
67	B1	2209	U	O4'-C1'	-6.83	1.32	1.41
67	B1	2367	C	C4'-C3'	-6.83	1.45	1.53
21	A2	571	C	O4'-C1'	6.82	1.50	1.41
27	A0	18	G	C3'-O3'	6.82	1.51	1.42
67	B1	1089	C	C2'-C1'	-6.82	1.45	1.53
67	B1	1171	G	C3'-C2'	6.82	1.60	1.52
21	A2	124	C	C4'-C3'	6.82	1.60	1.53
67	B1	2151	C	C4'-O4'	6.82	1.54	1.45
25	AH	92	SER	CA-CB	6.81	1.63	1.52
67	B1	111	U	C5'-C4'	6.81	1.59	1.51
21	A2	428	G	C3'-C2'	6.81	1.60	1.52
67	B1	1221	U	C3'-C2'	6.81	1.60	1.52
67	B1	1567	C	O3'-P	-6.81	1.52	1.61
21	A2	1139	A	C4'-C3'	6.81	1.60	1.53
27	A0	21	G	C2'-C1'	-6.81	1.45	1.53
1	AQ	135	TYR	CD1-CE1	6.81	1.49	1.39
27	A0	45	G	P-O5'	-6.81	1.52	1.59
67	B1	563	A	O4'-C1'	6.81	1.50	1.41
67	B1	900	C	C4'-C3'	6.81	1.60	1.53
67	B1	1045	A	O4'-C1'	6.81	1.50	1.41
67	B1	1733	C	O4'-C1'	6.81	1.50	1.41
67	B1	2578	C	P-O5'	-6.81	1.52	1.59
67	B1	490	C	O4'-C1'	6.81	1.50	1.41
21	A2	607	U	P-O5'	-6.80	1.52	1.59
53	BD	249	ARG	CZ-NH1	6.80	1.41	1.33
67	B1	2041	U	O4'-C1'	6.80	1.50	1.41
67	B1	2914	U	C4'-C3'	6.80	1.60	1.53
68	B3	107	G	C2'-C1'	6.80	1.60	1.53
67	B1	2375	C	C4'-C3'	6.80	1.60	1.53
21	A2	234	G	C3'-C2'	-6.80	1.45	1.52

*Continued on next page...*

*Continued from previous page...*

Mol	Chain	Res	Type	Atoms	Z	Observed(Å)	Ideal(Å)
21	A2	806	G	C3'-C2'	6.80	1.60	1.52
67	B1	58	G	C5'-C4'	-6.80	1.43	1.51
67	B1	1452	G	C4'-C3'	6.80	1.60	1.53
21	A2	1021	C	C4'-C3'	-6.80	1.45	1.53
21	A2	1097	G	O4'-C1'	6.80	1.50	1.41
21	A2	1361	G	O4'-C1'	6.80	1.50	1.41
67	B1	2825	A	O3'-P	-6.80	1.52	1.61
21	A2	1384	G	C4'-C3'	6.79	1.60	1.53
64	Bc	15	GLU	CA-C	6.79	1.70	1.52
67	B1	2749	G	C2'-C1'	-6.79	1.45	1.53
21	A2	123	U	C2'-C1'	-6.79	1.45	1.53
35	BL	10	LYS	N-CA	-6.79	1.32	1.46
44	BW	7	ARG	NE-CZ	6.79	1.41	1.33
67	B1	2716	C	C3'-C2'	-6.79	1.45	1.52
67	B1	463	A	O4'-C1'	6.79	1.50	1.41
67	B1	2114	C	C4'-C3'	6.79	1.60	1.53
21	A2	1034	G	O3'-P	-6.79	1.53	1.61
21	A2	1092	G	O4'-C1'	6.79	1.50	1.41
67	B1	529	G	O4'-C1'	-6.79	1.32	1.41
11	A1	76	C	O3'-P	6.79	1.69	1.61
20	A3	27	ARG	NE-CZ	6.79	1.41	1.33
67	B1	2506	G	C4'-C3'	6.79	1.60	1.53
67	B1	1495	A	O3'-P	-6.78	1.53	1.61
67	B1	2067	U	C2'-C1'	6.78	1.60	1.53
21	A2	787	U	O4'-C1'	6.78	1.50	1.41
67	B1	1981	G	C2'-C1'	6.78	1.60	1.53
67	B1	2090	A	C4'-C3'	6.78	1.60	1.53
27	A0	67	G	C4'-C3'	6.78	1.60	1.53
67	B1	599	G	C2'-C1'	-6.78	1.45	1.53
67	B1	1513	G	C3'-C2'	6.78	1.60	1.52
67	B1	2145	G	C4'-O4'	6.78	1.54	1.45
68	B3	38	U	O4'-C1'	6.78	1.50	1.41
7	AB	144	GLU	CD-OE2	6.78	1.33	1.25
67	B1	2933	C	C2'-C1'	6.78	1.60	1.53
21	A2	555	U	C2'-C1'	-6.78	1.45	1.53
67	B1	1113	G	C2'-C1'	-6.78	1.45	1.53
67	B1	1486	G	C3'-C2'	6.78	1.60	1.52
15	AE	12	ARG	CZ-NH2	6.77	1.41	1.33
21	A2	278	A	C4'-C3'	6.77	1.60	1.53
67	B1	218	A	C3'-C2'	6.77	1.60	1.52
21	A2	558	C	P-O5'	-6.77	1.52	1.59
67	B1	2333	G	P-O5'	-6.77	1.52	1.59

*Continued on next page...*

*Continued from previous page...*

Mol	Chain	Res	Type	Atoms	Z	Observed(Å)	Ideal(Å)
67	B1	1371	U	O4'-C1'	6.77	1.50	1.41
3	AI	68	ARG	NE-CZ	6.77	1.41	1.33
67	B1	1337	G	O4'-C1'	6.77	1.50	1.41
21	A2	297	G	C2'-C1'	6.77	1.60	1.53
17	AO	22	ARG	CD-NE	6.76	1.57	1.46
21	A2	840	C	C2'-C1'	-6.76	1.46	1.53
67	B1	859	G	O3'-P	-6.76	1.53	1.61
67	B1	1405	G	O5'-C5'	6.76	1.55	1.44
68	B3	70	C	C2'-C1'	-6.76	1.46	1.53
21	A2	59	C	C5'-C4'	6.76	1.59	1.51
21	A2	694	U	C3'-C2'	6.76	1.60	1.52
67	B1	948	C	O4'-C1'	6.76	1.50	1.41
67	B1	1265	A	C4'-O4'	-6.76	1.36	1.45
67	B1	1779	C	C4'-C3'	6.76	1.60	1.53
67	B1	2650	G	O4'-C1'	-6.76	1.32	1.41
21	A2	713	A	C4'-O4'	6.76	1.54	1.45
21	A2	970	G	O4'-C1'	6.76	1.50	1.41
21	A2	1051	G	O4'-C1'	-6.76	1.32	1.41
67	B1	304	G	C2'-C1'	6.76	1.60	1.53
67	B1	2195	G	O3'-P	-6.76	1.53	1.61
67	B1	2621	U	C2'-C1'	6.76	1.60	1.53
11	A1	16	C	C2'-C1'	-6.76	1.46	1.53
17	AO	137	ARG	NE-CZ	6.76	1.41	1.33
21	A2	413	G	C2'-C1'	-6.76	1.46	1.53
21	A2	710	G	O4'-C1'	6.76	1.50	1.41
67	B1	52	A	O4'-C1'	6.76	1.50	1.41
67	B1	1837	A	C2'-C1'	-6.76	1.46	1.53
67	B1	2346	A	O4'-C1'	6.76	1.50	1.41
67	B1	2859	U	O3'-P	-6.76	1.53	1.61
21	A2	748	A	O3'-P	-6.75	1.53	1.61
37	BU	64	GLY	CA-C	-6.75	1.41	1.51
67	B1	419	G	C2'-C1'	-6.75	1.46	1.53
67	B1	1201	G	C4'-O4'	-6.75	1.36	1.45
67	B1	2062	A	O3'-P	-6.75	1.53	1.61
21	A2	4	C	C5'-C4'	6.75	1.59	1.51
67	B1	1104	A	C2'-C1'	-6.75	1.46	1.53
21	A2	311	A	P-O5'	6.75	1.66	1.59
21	A2	661	C	O4'-C1'	6.75	1.50	1.41
67	B1	35	G	C2'-C1'	-6.75	1.46	1.53
67	B1	1172	U	C5'-C4'	6.75	1.59	1.51
67	B1	2515	U	O4'-C1'	6.75	1.50	1.41
67	B1	3034	C	P-O5'	-6.75	1.53	1.59

*Continued on next page...*

*Continued from previous page...*

Mol	Chain	Res	Type	Atoms	Z	Observed(Å)	Ideal(Å)
21	A2	266	A	C3'-C2'	-6.74	1.45	1.52
67	B1	420	U	C2'-C1'	6.74	1.60	1.53
67	B1	69	C	O4'-C1'	6.74	1.50	1.41
67	B1	1077	G	O4'-C1'	-6.74	1.32	1.41
67	B1	1730	C	C2'-C1'	-6.74	1.46	1.53
11	A1	43	G	O4'-C1'	-6.74	1.32	1.41
21	A2	228	G	C5'-C4'	6.74	1.59	1.51
21	A2	999	G	C2'-C1'	-6.74	1.46	1.53
67	B1	1750	C	C4'-O4'	6.74	1.54	1.45
67	B1	1946	G	O4'-C1'	-6.74	1.32	1.41
21	A2	706	G	O4'-C1'	6.74	1.50	1.41
27	A0	34	G	C2'-C1'	-6.74	1.46	1.53
67	B1	933	G	O4'-C1'	6.74	1.50	1.41
67	B1	1817	C	C4'-O4'	6.74	1.54	1.45
67	B1	287	G	C2'-C1'	-6.74	1.46	1.53
67	B1	904	G	C5'-C4'	6.74	1.59	1.51
67	B1	991	U	C2'-C1'	-6.74	1.46	1.53
67	B1	1473	C	C4'-C3'	6.74	1.60	1.53
67	B1	2745	G	O4'-C1'	-6.74	1.32	1.41
67	B1	1072	U	C5'-C4'	6.73	1.59	1.51
21	A2	534	G	C3'-C2'	6.73	1.60	1.52
40	BE	88	TYR	CG-CD1	6.73	1.48	1.39
67	B1	2370	C	C3'-C2'	6.73	1.60	1.52
21	A2	308	G	O4'-C1'	6.73	1.50	1.41
67	B1	1249	G	O4'-C1'	6.73	1.50	1.41
67	B1	1323	U	C2'-C1'	6.73	1.60	1.53
67	B1	1619	C	C4'-O4'	6.73	1.54	1.45
67	B1	666	A	P-O5'	-6.73	1.53	1.59
67	B1	1270	G	C3'-C2'	-6.73	1.45	1.52
67	B1	2548	A	O4'-C1'	-6.73	1.32	1.41
67	B1	1180	G	C4'-C3'	6.73	1.60	1.53
21	A2	419	G	O4'-C1'	6.72	1.50	1.41
21	A2	1134	G	C5'-C4'	6.72	1.59	1.51
67	B1	368	U	C2'-C1'	-6.72	1.46	1.53
67	B1	973	C	O4'-C1'	6.72	1.50	1.41
67	B1	1442	G	C4'-C3'	6.72	1.60	1.53
67	B1	1560	G	C4'-C3'	6.72	1.60	1.53
21	A2	1315	G	P-O5'	-6.72	1.53	1.59
67	B1	1227	A	P-O5'	-6.72	1.53	1.59
21	A2	330	U	C4'-C3'	6.72	1.60	1.53
67	B1	2281	A	O4'-C1'	6.72	1.50	1.41
67	B1	30	G	C3'-C2'	-6.72	1.45	1.52

*Continued on next page...*



*Continued from previous page...*

Mol	Chain	Res	Type	Atoms	Z	Observed(Å)	Ideal(Å)
67	B1	640	C	C4'-C3'	6.72	1.60	1.53
67	B1	1001	C	C5'-C4'	6.72	1.59	1.51
67	B1	2982	G	O3'-P	6.72	1.69	1.61
21	A2	1311	C	C3'-O3'	6.71	1.51	1.42
67	B1	342	C	C2'-C1'	-6.71	1.46	1.53
67	B1	2713	A	C5'-C4'	6.71	1.59	1.51
67	B1	2997	G	O4'-C1'	6.71	1.50	1.41
6	AC	47	PHE	CG-CD2	6.71	1.48	1.38
21	A2	1208	A	C2'-C1'	6.71	1.60	1.53
67	B1	1667	U	P-O5'	-6.71	1.53	1.59
67	B1	2453	C	O4'-C1'	6.71	1.50	1.41
21	A2	349	A	C3'-C2'	6.71	1.60	1.52
21	A2	1057	A	C4'-C3'	6.71	1.60	1.53
67	B1	914	U	C4'-C3'	6.71	1.60	1.53
67	B1	1458	C	C3'-C2'	6.71	1.60	1.52
67	B1	569	G	C4'-C3'	-6.71	1.45	1.53
67	B1	2656	A	C4'-O4'	-6.71	1.36	1.45
21	A2	1383	A	O4'-C1'	6.71	1.50	1.41
67	B1	108	G	C2'-C1'	-6.71	1.46	1.53
21	A2	776	C	C3'-O3'	6.71	1.51	1.42
21	A2	403	C	O4'-C1'	6.70	1.50	1.41
67	B1	518	A	P-O5'	-6.70	1.53	1.59
67	B1	792	A	P-O5'	-6.70	1.53	1.59
67	B1	1401	G	C2'-C1'	-6.70	1.46	1.53
67	B1	1555	G	C2'-C1'	-6.70	1.46	1.53
67	B1	1806	C	C3'-C2'	-6.70	1.45	1.52
67	B1	2718	G	C3'-O3'	6.70	1.51	1.42
67	B1	557	G	O4'-C1'	6.70	1.50	1.41
67	B1	876	C	C4'-C3'	6.70	1.60	1.53
67	B1	1941	A	P-O5'	-6.70	1.53	1.59
67	B1	2152	G	C5'-C4'	6.70	1.59	1.51
67	B1	2762	G	C4'-O4'	6.70	1.54	1.45
21	A2	104	A	O3'-P	6.70	1.69	1.61
21	A2	468	G	O4'-C1'	6.70	1.50	1.41
21	A2	1353	C	C4'-C3'	-6.70	1.45	1.53
21	A2	480	G	O4'-C1'	6.69	1.50	1.41
21	A2	1006	C	O4'-C1'	6.69	1.50	1.41
21	A2	201	G	O3'-P	-6.69	1.53	1.61
32	BO	84	TYR	CE1-CZ	6.69	1.47	1.38
67	B1	1340	G	C4'-C3'	-6.69	1.45	1.53
21	A2	656	U	C4'-C3'	6.69	1.60	1.53
21	A2	1288	C	O4'-C1'	6.69	1.50	1.41

*Continued on next page...*

*Continued from previous page...*

Mol	Chain	Res	Type	Atoms	Z	Observed(Å)	Ideal(Å)
21	A2	1466	G	O4'-C1'	6.69	1.50	1.41
32	BO	145	ARG	CZ-NH2	6.69	1.41	1.33
67	B1	1999	G	O4'-C1'	-6.69	1.32	1.41
67	B1	2097	G	C5'-C4'	6.69	1.59	1.51
67	B1	2963	G	O4'-C1'	-6.69	1.32	1.41
67	B1	76	C	C2'-C1'	6.69	1.60	1.53
67	B1	2870	A	C2'-C1'	-6.69	1.46	1.53
67	B1	1471	G	C3'-C2'	-6.69	1.45	1.52
67	B1	2602	G	C2'-C1'	6.69	1.60	1.53
67	B1	3047	C	C2'-C1'	-6.69	1.46	1.53
21	A2	700	G	C3'-O3'	6.68	1.51	1.42
21	A2	864	G	C2'-C1'	6.68	1.60	1.53
67	B1	200	G	C5'-C4'	6.68	1.59	1.51
67	B1	2434	A	C4'-C3'	-6.68	1.45	1.53
21	A2	907	C	C2'-C1'	-6.68	1.46	1.53
21	A2	1089	C	C4'-C3'	6.68	1.60	1.53
67	B1	2217	C	C4'-C3'	6.68	1.60	1.53
67	B1	91	G	C3'-O3'	6.68	1.51	1.42
67	B1	398	U	P-O5'	-6.68	1.53	1.59
67	B1	1452	G	O4'-C1'	-6.68	1.32	1.41
67	B1	1772	A	O3'-P	-6.68	1.53	1.61
67	B1	1835	A	P-O5'	-6.68	1.53	1.59
67	B1	2480	G	O3'-P	-6.68	1.53	1.61
16	AJ	76	ARG	NE-CZ	6.68	1.41	1.33
67	B1	451	C	C4'-C3'	-6.68	1.45	1.53
11	A1	21	G	O4'-C1'	6.68	1.50	1.41
21	A2	145	A	P-O5'	-6.68	1.53	1.59
21	A2	343	G	O4'-C1'	6.68	1.50	1.41
21	A2	785	U	O4'-C1'	6.68	1.50	1.41
21	A2	1276	G	C2'-C1'	6.68	1.60	1.53
27	A0	3	C	O4'-C1'	6.68	1.50	1.41
67	B1	123	A	C5'-C4'	6.68	1.59	1.51
67	B1	1077	G	C2'-C1'	-6.68	1.46	1.53
67	B1	1417	U	C2'-C1'	-6.68	1.46	1.53
67	B1	1590	C	O4'-C1'	6.68	1.50	1.41
67	B1	1746	C	C5'-C4'	6.68	1.59	1.51
67	B1	2299	G	C5'-C4'	6.68	1.59	1.51
67	B1	2956	G	O4'-C1'	6.68	1.50	1.41
21	A2	1075	A	C2'-C1'	6.67	1.60	1.53
67	B1	454	C	C2'-C1'	-6.67	1.46	1.53
21	A2	129	G	C2'-C1'	-6.67	1.46	1.53
21	A2	496	C	O4'-C1'	6.67	1.50	1.41

*Continued on next page...*

*Continued from previous page...*

Mol	Chain	Res	Type	Atoms	Z	Observed(Å)	Ideal(Å)
67	B1	763	A	C3'-O3'	6.67	1.51	1.42
67	B1	854	G	C2'-C1'	-6.67	1.46	1.53
67	B1	868	U	C5'-C4'	6.67	1.59	1.51
67	B1	1039	C	C5'-C4'	6.67	1.59	1.51
67	B1	1089	C	C3'-C2'	6.67	1.60	1.52
21	A2	163	C	P-O5'	6.67	1.66	1.59
21	A2	619	A	P-O5'	6.67	1.66	1.59
67	B1	1827	A	O4'-C1'	6.67	1.50	1.41
67	B1	1837	A	O4'-C1'	6.67	1.50	1.41
21	A2	1161	A	O4'-C1'	6.67	1.50	1.41
67	B1	1327	C	C4'-O4'	6.67	1.54	1.45
67	B1	1944	C	C4'-C3'	-6.67	1.45	1.53
24	AA	181	ARG	NE-CZ	6.66	1.41	1.33
67	B1	2479	C	O4'-C1'	6.66	1.50	1.41
67	B1	1550	C	C2'-C1'	-6.66	1.46	1.53
67	B1	2199	U	C2'-C1'	-6.66	1.46	1.53
38	Bb	18	ARG	CZ-NH1	6.66	1.41	1.33
67	B1	1174	U	O4'-C1'	6.66	1.50	1.41
21	A2	464	G	P-O5'	-6.66	1.53	1.59
26	AP	6	TYR	CG-CD2	6.66	1.47	1.39
67	B1	360	G	O4'-C1'	6.66	1.50	1.41
67	B1	1641	G	C5'-C4'	6.66	1.59	1.51
17	AO	133	SER	CA-CB	6.66	1.62	1.52
21	A2	300	G	O3'-P	-6.66	1.53	1.61
67	B1	1932	G	C2'-C1'	6.66	1.60	1.53
68	B3	106	G	O3'-P	-6.66	1.53	1.61
21	A2	1284	C	C2'-C1'	-6.65	1.46	1.53
21	A2	172	G	O4'-C1'	6.65	1.50	1.41
21	A2	180	G	C5'-C4'	6.65	1.59	1.51
21	A2	990	G	C5'-C4'	6.65	1.59	1.51
27	A0	46	G	C2'-C1'	6.65	1.60	1.53
28	AV	10	GLU	CD-OE2	6.65	1.32	1.25
54	BF	61	ARG	CZ-NH2	6.65	1.41	1.33
67	B1	1966	C	O4'-C1'	6.65	1.50	1.41
67	B1	2457	C	C2'-C1'	-6.65	1.46	1.53
21	A2	642	G	C2'-C1'	-6.65	1.46	1.53
67	B1	1853	C	C3'-C2'	6.65	1.60	1.52
67	B1	208	A	C3'-C2'	6.65	1.60	1.52
67	B1	1677	A	C2'-C1'	-6.65	1.46	1.53
67	B1	2669	U	C2'-C1'	6.65	1.60	1.53
21	A2	84	C	C2'-C1'	-6.65	1.46	1.53
67	B1	1354	G	O3'-P	-6.65	1.53	1.61

*Continued on next page...*

*Continued from previous page...*

Mol	Chain	Res	Type	Atoms	Z	Observed(Å)	Ideal(Å)
21	A2	1373	A	C2'-C1'	-6.64	1.46	1.53
30	AU	83	ARG	CZ-NH2	6.64	1.41	1.33
67	B1	531	G	C3'-C2'	-6.64	1.45	1.52
67	B1	973	C	C4'-O4'	6.64	1.54	1.45
67	B1	1482	G	C5'-C4'	6.64	1.59	1.51
67	B1	1795	C	C5'-C4'	6.64	1.59	1.51
21	A2	1285	C	P-O5'	-6.64	1.53	1.59
21	A2	1412	A	C2'-C1'	-6.64	1.46	1.53
67	B1	943	G	C2'-O2'	6.64	1.50	1.41
67	B1	2749	G	C4'-O4'	6.64	1.54	1.45
21	A2	1495	U	C2'-C1'	6.64	1.60	1.53
67	B1	940	G	O4'-C1'	6.64	1.50	1.41
67	B1	1327	C	C5'-C4'	6.64	1.59	1.51
21	A2	7	G	O4'-C1'	6.64	1.50	1.41
21	A2	408	C	C3'-C2'	6.64	1.60	1.52
67	B1	909	A	C4'-C3'	6.64	1.60	1.53
67	B1	1994	G	O4'-C1'	6.64	1.50	1.41
67	B1	2977	G	O4'-C1'	6.64	1.50	1.41
67	B1	363	G	P-O5'	-6.63	1.53	1.59
67	B1	2308	C	C2'-C1'	-6.63	1.46	1.53
68	B3	52	U	C4'-C3'	6.63	1.60	1.53
25	AH	12	PRO	N-CD	-6.63	1.38	1.47
67	B1	645	U	C2'-C1'	6.63	1.60	1.53
11	A1	53	G	C4'-C3'	6.63	1.60	1.53
67	B1	1533	G	P-O5'	-6.63	1.53	1.59
67	B1	2950	G	O4'-C1'	-6.63	1.33	1.41
67	B1	1711	C	C4'-C3'	6.63	1.60	1.53
21	A2	865	A	P-O5'	6.63	1.66	1.59
67	B1	137	A	C4'-O4'	6.63	1.54	1.45
67	B1	348	G	C5'-C4'	6.63	1.59	1.51
67	B1	1580	G	P-O5'	6.63	1.66	1.59
67	B1	1585	U	C2'-C1'	-6.63	1.46	1.53
67	B1	2958	U	O4'-C1'	-6.63	1.33	1.41
68	B3	74	U	C3'-C2'	6.63	1.60	1.52
21	A2	97	C	C3'-O3'	6.62	1.51	1.42
21	A2	318	C	P-O5'	-6.62	1.53	1.59
21	A2	104	A	C4'-C3'	6.62	1.60	1.53
21	A2	794	A	P-O5'	-6.62	1.53	1.59
21	A2	823	A	C4'-C3'	6.62	1.60	1.53
67	B1	2593	A	P-O5'	-6.62	1.53	1.59
27	A0	19	G	P-O5'	-6.62	1.53	1.59
53	BD	128	ARG	CD-NE	6.62	1.57	1.46

*Continued on next page...*

*Continued from previous page...*

Mol	Chain	Res	Type	Atoms	Z	Observed(Å)	Ideal(Å)
67	B1	1652	A	C2'-C1'	6.62	1.60	1.53
21	A2	358	G	P-O5'	-6.62	1.53	1.59
67	B1	785	C	C2'-C1'	-6.62	1.46	1.53
21	A2	1149	C	C5'-C4'	6.62	1.59	1.51
21	A2	1311	C	C4'-C3'	6.62	1.60	1.53
27	A0	49	C	C2'-C1'	-6.62	1.46	1.53
67	B1	702	G	O4'-C1'	-6.62	1.33	1.41
67	B1	1248	C	O4'-C1'	-6.62	1.33	1.41
67	B1	2913	C	C3'-C2'	6.62	1.60	1.52
27	A0	18	G	P-O5'	-6.61	1.53	1.59
67	B1	60	G	P-O5'	-6.61	1.53	1.59
27	A0	28	C	C2'-C1'	-6.61	1.46	1.53
7	AB	41	TYR	CG-CD2	6.61	1.47	1.39
21	A2	805	C	O4'-C1'	6.61	1.50	1.41
67	B1	516	A	C3'-C2'	-6.61	1.45	1.52
67	B1	835	G	C4'-C3'	-6.61	1.45	1.53
67	B1	305	G	C3'-C2'	-6.61	1.45	1.52
57	BZ	25	ARG	CD-NE	6.61	1.57	1.46
67	B1	752	U	C4'-O4'	6.60	1.54	1.45
21	A2	1307	G	C2'-C1'	-6.60	1.46	1.53
34	B5	8	ARG	CZ-NH2	6.60	1.41	1.33
67	B1	919	G	O4'-C1'	6.60	1.50	1.41
67	B1	1286	G	P-O5'	-6.60	1.53	1.59
67	B1	2215	U	C5'-C4'	6.60	1.59	1.51
67	B1	2803	U	C3'-O3'	6.60	1.51	1.42
67	B1	216	A	O4'-C1'	-6.60	1.33	1.41
67	B1	645	U	O4'-C1'	-6.60	1.33	1.41
67	B1	1225	A	O4'-C1'	6.60	1.50	1.41
21	A2	1203	G	C5'-C4'	6.60	1.59	1.51
21	A2	1435	G	C5'-C4'	6.60	1.59	1.51
67	B1	2297	C	C3'-C2'	6.60	1.60	1.52
67	B1	2939	C	C5'-C4'	6.60	1.59	1.51
67	B1	1	G	C5'-C4'	6.59	1.59	1.51
67	B1	1444	A	C2'-C1'	-6.59	1.46	1.53
34	BK	8	ARG	CZ-NH2	6.59	1.41	1.33
67	B1	1157	U	C4'-O4'	6.59	1.54	1.45
67	B1	1257	G	C2'-C1'	-6.59	1.46	1.53
53	BD	242	TRP	NE1-CE2	6.59	1.46	1.37
25	AH	209	ARG	CZ-NH2	6.59	1.41	1.33
67	B1	314	A	C5'-C4'	6.59	1.59	1.51
67	B1	1482	G	C2'-C1'	-6.59	1.46	1.53
67	B1	2376	U	O3'-P	-6.59	1.53	1.61

*Continued on next page...*

*Continued from previous page...*

Mol	Chain	Res	Type	Atoms	Z	Observed(Å)	Ideal(Å)
67	B1	2634	U	O4'-C1'	6.59	1.50	1.41
67	B1	2863	A	O4'-C1'	6.59	1.50	1.41
11	A1	38	G	P-O5'	-6.58	1.53	1.59
18	AF	7	GLU	CD-OE1	6.58	1.32	1.25
60	BS	126	ARG	CD-NE	6.58	1.57	1.46
21	A2	161	C	C2'-C1'	-6.58	1.46	1.53
67	B1	736	U	O4'-C1'	6.58	1.50	1.41
67	B1	1440	C	C3'-C2'	-6.58	1.45	1.52
67	B1	1925	A	O4'-C1'	6.58	1.50	1.41
67	B1	1931	G	O4'-C1'	6.58	1.50	1.41
67	B1	2094	A	C5'-C4'	6.58	1.59	1.51
21	A2	852	G	C3'-O3'	6.58	1.51	1.42
21	A2	396	C	O4'-C1'	6.58	1.50	1.41
21	A2	664	G	O4'-C1'	-6.58	1.33	1.41
67	B1	2632	C	O3'-P	-6.58	1.53	1.61
67	B1	478	C	C2'-C1'	-6.58	1.46	1.53
67	B1	1531	C	C2'-C1'	-6.58	1.46	1.53
21	A2	487	U	C2'-C1'	6.58	1.60	1.53
27	A0	2	C	C5'-C4'	6.58	1.59	1.51
47	BI	76	ARG	CZ-NH2	6.58	1.41	1.33
68	B3	36	U	P-O5'	-6.58	1.53	1.59
21	A2	771	G	O4'-C1'	6.57	1.50	1.41
67	B1	793	C	O4'-C1'	6.57	1.50	1.41
67	B1	2095	U	C2'-C1'	6.57	1.60	1.53
21	A2	750	C	C2'-C1'	-6.57	1.46	1.53
21	A2	1413	G	O4'-C1'	-6.57	1.33	1.41
27	A0	23	A	P-O5'	-6.57	1.53	1.59
47	BI	63	ARG	CZ-NH1	6.57	1.41	1.33
67	B1	1966	C	C3'-O3'	6.57	1.51	1.42
21	A2	585	U	C2'-C1'	6.57	1.60	1.53
21	A2	646	U	O3'-P	-6.57	1.53	1.61
67	B1	2621	U	C4'-C3'	6.57	1.60	1.53
21	A2	330	U	O4'-C1'	6.57	1.50	1.41
21	A2	482	G	O4'-C1'	6.57	1.50	1.41
60	BS	155	ARG	CD-NE	6.57	1.57	1.46
17	AO	9	ARG	CZ-NH1	6.56	1.41	1.33
67	B1	2261	C	C5'-C4'	6.56	1.59	1.51
21	A2	385	A	C2'-C1'	-6.56	1.46	1.53
21	A2	1464	C	C2'-C1'	-6.56	1.46	1.53
67	B1	2416	G	O3'-P	-6.56	1.53	1.61
21	A2	1104	G	O4'-C1'	-6.56	1.33	1.41
35	BL	71	ARG	NE-CZ	6.56	1.41	1.33

*Continued on next page...*

*Continued from previous page...*

Mol	Chain	Res	Type	Atoms	Z	Observed(Å)	Ideal(Å)
67	B1	2429	G	C2'-C1'	-6.56	1.46	1.53
67	B1	209	G	C3'-C2'	6.56	1.60	1.52
67	B1	1245	C	C2'-C1'	6.56	1.60	1.53
67	B1	2469	G	C3'-O3'	6.56	1.51	1.42
21	A2	488	A	P-O5'	6.56	1.66	1.59
21	A2	606	U	C2'-C1'	-6.56	1.46	1.53
67	B1	223	U	C2'-C1'	-6.56	1.46	1.53
21	A2	365	C	P-O5'	-6.56	1.53	1.59
21	A2	686	C	C3'-C2'	-6.56	1.45	1.52
21	A2	1319	C	O4'-C1'	6.56	1.50	1.41
67	B1	407	A	P-O5'	6.56	1.66	1.59
21	A2	289	C	O4'-C1'	6.55	1.50	1.41
67	B1	1769	G	P-O5'	-6.55	1.53	1.59
67	B1	2704	A	C4'-C3'	-6.55	1.46	1.53
21	A2	1128	U	O4'-C1'	-6.55	1.33	1.41
67	B1	877	U	P-O5'	-6.55	1.53	1.59
67	B1	1253	U	C2'-C1'	6.55	1.60	1.53
67	B1	2556	C	C4'-C3'	6.55	1.60	1.53
11	A1	70	C	O4'-C1'	6.55	1.50	1.41
21	A2	782	A	C2'-C1'	-6.55	1.46	1.53
21	A2	1271	G	C2'-C1'	-6.55	1.46	1.53
67	B1	1814	A	O4'-C1'	6.55	1.50	1.41
67	B1	2285	G	O4'-C1'	-6.55	1.33	1.41
67	B1	94	A	C4'-O4'	-6.55	1.37	1.45
67	B1	624	U	C2'-C1'	-6.55	1.46	1.53
67	B1	2335	G	O4'-C1'	6.55	1.50	1.41
68	B3	72	G	O3'-P	-6.55	1.53	1.61
21	A2	281	G	P-O5'	-6.55	1.53	1.59
21	A2	954	G	C2'-C1'	-6.55	1.46	1.53
67	B1	2193	G	C3'-C2'	-6.54	1.45	1.52
21	A2	190	C	C4'-O4'	-6.54	1.37	1.45
21	A2	342	G	C5'-C4'	6.54	1.59	1.51
67	B1	1463	C	O4'-C1'	6.54	1.50	1.41
67	B1	1728	C	O3'-P	-6.54	1.53	1.61
67	B1	1806	C	C2'-C1'	-6.54	1.46	1.53
14	AM	133	ARG	CZ-NH2	6.54	1.41	1.33
21	A2	200	G	C3'-C2'	-6.54	1.45	1.52
21	A2	850	A	C5'-C4'	6.54	1.59	1.51
67	B1	64	A	C3'-C2'	-6.54	1.45	1.52
67	B1	2797	C	P-O5'	6.54	1.66	1.59
21	A2	812	U	C2'-C1'	-6.54	1.46	1.53
32	BO	14	ARG	CD-NE	6.54	1.57	1.46

*Continued on next page...*

*Continued from previous page...*

Mol	Chain	Res	Type	Atoms	Z	Observed(Å)	Ideal(Å)
67	B1	929	G	O4'-C1'	6.54	1.50	1.41
67	B1	2685	G	O4'-C1'	6.54	1.50	1.41
67	B1	1256	G	C4'-C3'	6.54	1.60	1.53
67	B1	2208	C	C2'-C1'	-6.54	1.46	1.53
21	A2	254	G	O4'-C1'	-6.54	1.33	1.41
21	A2	594	A	C2'-C1'	-6.54	1.46	1.53
67	B1	1269	U	O4'-C1'	6.54	1.50	1.41
67	B1	1664	G	O4'-C1'	6.54	1.50	1.41
67	B1	1786	G	C4'-O4'	6.54	1.54	1.45
23	AT	110	ARG	CZ-NH2	6.53	1.41	1.33
67	B1	1277	G	P-O5'	-6.53	1.53	1.59
67	B1	2531	G	P-O5'	-6.53	1.53	1.59
62	BN	113	ARG	CD-NE	6.53	1.57	1.46
67	B1	1425	U	C3'-C2'	6.53	1.60	1.52
21	A2	57	G	O4'-C1'	-6.53	1.33	1.41
21	A2	1320	A	O4'-C1'	-6.53	1.33	1.41
67	B1	1580	G	O4'-C1'	-6.53	1.33	1.41
67	B1	276	G	C3'-C2'	-6.53	1.45	1.52
67	B1	1942	G	O4'-C1'	-6.53	1.33	1.41
21	A2	956	C	O4'-C1'	6.53	1.50	1.41
21	A2	1295	C	C2'-C1'	-6.53	1.46	1.53
21	A2	876	A	O4'-C1'	6.52	1.50	1.41
67	B1	706	U	C2'-C1'	6.52	1.60	1.53
67	B1	1568	A	C4'-C3'	-6.52	1.46	1.53
67	B1	2196	C	P-O5'	-6.52	1.53	1.59
67	B1	3040	G	C4'-C3'	6.52	1.60	1.53
21	A2	1373	A	C5'-C4'	6.52	1.59	1.51
67	B1	2763	U	C4'-C3'	6.52	1.60	1.53
6	AC	27	ARG	CZ-NH2	6.52	1.41	1.33
2	AK	42	ARG	NE-CZ	6.52	1.41	1.33
67	B1	21	C	C4'-C3'	-6.52	1.46	1.53
67	B1	870	G	P-O5'	6.52	1.66	1.59
67	B1	2564	U	C2'-C1'	-6.52	1.46	1.53
21	A2	1240	A	C4'-C3'	6.52	1.60	1.53
21	A2	1492	U	P-O5'	-6.51	1.53	1.59
67	B1	73	A	C2'-C1'	6.51	1.60	1.53
33	BC	334	ARG	CZ-NH1	6.51	1.41	1.33
67	B1	1403	C	C4'-C3'	6.51	1.60	1.53
67	B1	2854	A	C5'-C4'	6.51	1.59	1.51
67	B1	2919	C	P-O5'	-6.51	1.53	1.59
21	A2	25	C	O4'-C1'	6.51	1.50	1.41
21	A2	327	G	C2'-C1'	-6.51	1.46	1.53

*Continued on next page...*



*Continued from previous page...*

Mol	Chain	Res	Type	Atoms	Z	Observed(Å)	Ideal(Å)
67	B1	1407	A	P-O5'	-6.51	1.53	1.59
21	A2	168	G	C3'-C2'	6.51	1.60	1.52
21	A2	229	G	C4'-O4'	-6.51	1.37	1.45
21	A2	679	G	C2'-C1'	6.51	1.60	1.53
67	B1	309	C	O4'-C1'	6.51	1.50	1.41
67	B1	1683	C	O4'-C1'	6.51	1.50	1.41
67	B1	1936	C	O3'-P	-6.51	1.53	1.61
21	A2	500	A	C4'-O4'	-6.51	1.37	1.45
67	B1	571	G	O3'-P	-6.51	1.53	1.61
67	B1	1489	G	C3'-O3'	6.51	1.51	1.42
21	A2	597	C	C4'-C3'	6.50	1.60	1.53
67	B1	65	G	P-O5'	-6.50	1.53	1.59
67	B1	108	G	C4'-O4'	6.50	1.54	1.45
21	A2	856	G	C2'-C1'	-6.50	1.46	1.53
67	B1	881	G	P-O5'	6.50	1.66	1.59
67	B1	2995	A	C4'-C3'	6.50	1.60	1.53
67	B1	713	C	P-O5'	-6.50	1.53	1.59
67	B1	1877	C	O4'-C1'	6.50	1.50	1.41
67	B1	978	C	C2'-C1'	-6.50	1.46	1.53
31	BY	143	ARG	CZ-NH2	6.49	1.41	1.33
67	B1	2886	C	C2'-C1'	-6.49	1.46	1.53
68	B3	77	A	C2'-C1'	6.49	1.60	1.53
67	B1	1796	U	P-O5'	-6.49	1.53	1.59
21	A2	390	G	O4'-C1'	-6.49	1.33	1.41
68	B3	108	G	C3'-C2'	-6.49	1.45	1.52
21	A2	368	C	C4'-C3'	6.49	1.60	1.53
21	A2	1399	G	C2'-C1'	-6.49	1.46	1.53
67	B1	85	G	P-O5'	-6.49	1.53	1.59
67	B1	862	G	P-O5'	-6.49	1.53	1.59
67	B1	2538	G	O4'-C1'	6.49	1.50	1.41
67	B1	2891	A	C3'-C2'	-6.49	1.45	1.52
39	Be	25	ARG	CZ-NH1	6.49	1.41	1.33
64	Bc	11	ARG	CD-NE	6.49	1.57	1.46
21	A2	207	G	O3'-P	-6.49	1.53	1.61
21	A2	1326	G	C3'-C2'	6.49	1.60	1.52
21	A2	750	C	C4'-O4'	6.48	1.53	1.45
67	B1	234	G	P-O5'	-6.48	1.53	1.59
67	B1	2854	A	O4'-C1'	-6.48	1.33	1.41
21	A2	167	G	O3'-P	6.48	1.69	1.61
21	A2	1489	A	O4'-C1'	6.48	1.50	1.41
67	B1	1369	G	O4'-C1'	6.48	1.50	1.41
67	B1	1570	C	C2'-O2'	-6.48	1.33	1.41

*Continued on next page...*

*Continued from previous page...*

Mol	Chain	Res	Type	Atoms	Z	Observed(Å)	Ideal(Å)
11	A1	33	C	O4'-C1'	6.48	1.50	1.41
67	B1	1041	U	C3'-O3'	6.48	1.51	1.42
67	B1	1955	U	O4'-C1'	-6.48	1.33	1.41
21	A2	1427	C	O4'-C1'	6.48	1.50	1.41
21	A2	746	A	C5'-C4'	6.48	1.59	1.51
24	AA	184	GLU	CD-OE2	6.47	1.32	1.25
21	A2	1320	A	C2'-O2'	-6.47	1.33	1.41
59	BM	106	ARG	CD-NE	6.47	1.57	1.46
67	B1	1159	U	O4'-C1'	6.47	1.50	1.41
67	B1	1781	C	O4'-C1'	6.47	1.50	1.41
67	B1	1956	G	C2'-C1'	-6.47	1.46	1.53
67	B1	2276	G	O4'-C1'	-6.47	1.33	1.41
68	B3	16	G	O4'-C1'	6.47	1.50	1.41
21	A2	111	G	C2'-C1'	-6.47	1.46	1.53
21	A2	511	C	P-O5'	-6.47	1.53	1.59
67	B1	1722	G	C5'-C4'	6.47	1.59	1.51
21	A2	74	U	O3'-P	-6.47	1.53	1.61
33	BC	89	GLY	CA-C	-6.47	1.41	1.51
54	BF	24	TYR	CG-CD2	6.47	1.47	1.39
67	B1	515	G	O4'-C1'	-6.47	1.33	1.41
67	B1	2212	C	C2'-C1'	-6.47	1.46	1.53
67	B1	1277	G	O4'-C1'	-6.47	1.33	1.41
67	B1	2428	C	C3'-C2'	6.47	1.60	1.52
67	B1	2058	C	C4'-C3'	-6.46	1.46	1.53
67	B1	2686	A	O3'-P	-6.46	1.53	1.61
12	AN	52	GLY	CA-C	-6.46	1.41	1.51
67	B1	760	G	C2'-O2'	6.46	1.50	1.41
6	AC	9	ARG	CZ-NH1	6.46	1.41	1.33
21	A2	115	A	C4'-C3'	6.46	1.60	1.53
27	A0	43	G	C4'-C3'	6.46	1.60	1.53
67	B1	1503	C	O3'-P	-6.46	1.53	1.61
67	B1	2120	C	C5'-C4'	6.46	1.59	1.51
67	B1	2487	G	C4'-C3'	6.46	1.60	1.53
67	B1	2488	C	C2'-C1'	-6.46	1.46	1.53
68	B3	11	A	C5'-C4'	6.46	1.59	1.51
21	A2	1132	C	C2'-C1'	-6.46	1.46	1.53
21	A2	1409	G	P-O5'	-6.46	1.53	1.59
67	B1	2216	G	P-O5'	-6.46	1.53	1.59
67	B1	2704	A	C2'-C1'	6.46	1.60	1.53
21	A2	780	C	C5'-C4'	6.46	1.59	1.51
27	A0	11	C	P-O5'	-6.46	1.53	1.59
57	BZ	39	LYS	CD-CE	6.46	1.67	1.51

*Continued on next page...*

*Continued from previous page...*

Mol	Chain	Res	Type	Atoms	Z	Observed(Å)	Ideal(Å)
67	B1	850	C	O4'-C1'	6.46	1.50	1.41
67	B1	2781	A	P-O5'	-6.46	1.53	1.59
67	B1	2887	C	C4'-C3'	6.46	1.60	1.53
67	B1	2902	G	P-O5'	-6.46	1.53	1.59
21	A2	608	G	C3'-C2'	6.46	1.60	1.52
67	B1	2841	G	P-O5'	-6.46	1.53	1.59
21	A2	481	C	C4'-C3'	6.45	1.60	1.53
21	A2	1026	A	C4'-C3'	-6.45	1.46	1.53
36	Bf	3	ARG	CB-CG	6.45	1.70	1.52
67	B1	3003	A	O4'-C1'	6.45	1.50	1.41
12	AN	33	ARG	CZ-NH2	6.45	1.41	1.33
21	A2	1060	G	O3'-P	-6.45	1.53	1.61
21	A2	1159	U	C4'-C3'	6.45	1.60	1.53
67	B1	1655	G	C5'-C4'	6.45	1.59	1.51
67	B1	743	A	C3'-O3'	6.45	1.51	1.42
67	B1	2101	A	C3'-C2'	-6.45	1.45	1.52
67	B1	2235	G	C3'-O3'	-6.45	1.33	1.42
67	B1	2293	G	O3'-P	-6.45	1.53	1.61
67	B1	1348	G	C4'-C3'	6.45	1.60	1.53
21	A2	541	G	C4'-C3'	-6.45	1.46	1.53
21	A2	1339	G	C4'-C3'	-6.45	1.46	1.53
21	A2	176	U	C3'-O3'	6.45	1.51	1.42
21	A2	1297	G	C4'-C3'	6.45	1.60	1.53
67	B1	623	G	C4'-C3'	6.45	1.60	1.53
67	B1	1058	A	C3'-O3'	6.45	1.51	1.42
67	B1	1391	C	C2'-C1'	-6.45	1.46	1.53
67	B1	1819	G	C4'-C3'	6.45	1.60	1.53
67	B1	1039	C	C2'-C1'	-6.44	1.46	1.53
67	B1	1125	A	C2'-C1'	-6.44	1.46	1.53
10	AD	53	ARG	CZ-NH2	6.44	1.41	1.33
27	A0	16	C	O3'-P	-6.44	1.53	1.61
67	B1	2135	C	O3'-P	-6.44	1.53	1.61
2	AK	2	ARG	NE-CZ	6.44	1.41	1.33
67	B1	155	U	C2'-C1'	6.44	1.60	1.53
67	B1	1208	A	C2'-C1'	6.44	1.60	1.53
21	A2	242	A	C4'-C3'	6.44	1.60	1.53
67	B1	398	U	C4'-O4'	6.44	1.53	1.45
67	B1	1370	G	O3'-P	-6.44	1.53	1.61
67	B1	1416	G	C4'-C3'	6.44	1.60	1.53
21	A2	412	U	C5'-C4'	6.44	1.59	1.51
21	A2	822	A	C5'-C4'	6.44	1.59	1.51
21	A2	1070	C	C3'-C2'	6.44	1.60	1.52

*Continued on next page...*

*Continued from previous page...*

Mol	Chain	Res	Type	Atoms	Z	Observed(Å)	Ideal(Å)
67	B1	1650	U	C4'-C3'	-6.44	1.46	1.53
67	B1	2687	A	C4'-O4'	-6.44	1.37	1.45
67	B1	1835	A	C2'-O2'	-6.44	1.33	1.41
67	B1	2097	G	C2'-C1'	-6.44	1.46	1.53
67	B1	1409	U	C3'-C2'	-6.43	1.45	1.52
6	AC	57	ARG	NE-CZ	6.43	1.41	1.33
65	BJ	96	ARG	NE-CZ	6.43	1.41	1.33
67	B1	159	C	C5'-C4'	6.43	1.59	1.51
21	A2	1144	G	P-O5'	-6.43	1.53	1.59
19	AS	43	SER	CA-CB	6.43	1.62	1.52
21	A2	160	C	O4'-C1'	6.43	1.50	1.41
27	A0	58	A	C3'-O3'	6.43	1.51	1.42
67	B1	2598	C	C5'-C4'	6.43	1.59	1.51
21	A2	394	C	C3'-O3'	6.42	1.51	1.42
21	A2	674	C	C4'-C3'	-6.42	1.46	1.53
21	A2	1119	U	O4'-C1'	6.42	1.50	1.41
67	B1	393	C	C3'-O3'	6.42	1.51	1.42
21	A2	1202	G	O3'-P	-6.42	1.53	1.61
67	B1	1802	G	C2'-C1'	6.42	1.60	1.53
67	B1	1456	U	C2'-C1'	-6.42	1.46	1.53
67	B1	2026	C	C2'-C1'	-6.42	1.46	1.53
67	B1	2073	G	O4'-C1'	6.42	1.50	1.41
67	B1	2343	G	P-O5'	-6.42	1.53	1.59
65	BJ	114	ARG	CZ-NH1	6.42	1.41	1.33
67	B1	2017	A	P-O5'	-6.42	1.53	1.59
21	A2	833	C	C5'-C4'	6.42	1.59	1.51
21	A2	876	A	C2'-O2'	6.42	1.50	1.41
21	A2	942	A	C2'-C1'	-6.42	1.46	1.53
59	BM	63	ARG	NE-CZ	6.42	1.41	1.33
67	B1	903	C	C2'-C1'	-6.42	1.46	1.53
67	B1	2054	G	C3'-C2'	-6.42	1.45	1.52
68	B3	87	G	C5'-C4'	6.42	1.59	1.51
67	B1	651	C	C3'-C2'	-6.42	1.45	1.52
67	B1	2910	G	C5'-C4'	6.42	1.59	1.51
67	B1	2927	A	P-O5'	6.42	1.66	1.59
21	A2	427	G	C2'-C1'	-6.42	1.46	1.53
67	B1	994	G	C2'-C1'	6.42	1.60	1.53
67	B1	1789	A	C4'-C3'	6.42	1.60	1.53
67	B1	1932	G	O4'-C1'	6.42	1.50	1.41
32	BO	13	ARG	CZ-NH2	6.41	1.41	1.33
67	B1	461	C	C4'-O4'	6.41	1.53	1.45
67	B1	904	G	C4'-C3'	-6.41	1.46	1.53

*Continued on next page...*

*Continued from previous page...*

Mol	Chain	Res	Type	Atoms	Z	Observed(Å)	Ideal(Å)
67	B1	2240	G	O3'-P	-6.41	1.53	1.61
21	A2	148	C	P-O5'	-6.41	1.53	1.59
67	B1	172	C	C4'-C3'	-6.41	1.46	1.53
62	BN	165	TYR	CG-CD1	6.41	1.47	1.39
67	B1	1371	U	C4'-C3'	-6.41	1.46	1.53
67	B1	2766	C	P-O5'	-6.41	1.53	1.59
60	BS	59	ARG	CD-NE	6.41	1.57	1.46
67	B1	2053	G	C2'-C1'	6.41	1.60	1.53
67	B1	489	G	P-O5'	-6.41	1.53	1.59
67	B1	24	G	O4'-C1'	6.41	1.50	1.41
67	B1	177	G	O4'-C1'	6.41	1.50	1.41
67	B1	555	G	O4'-C1'	-6.41	1.33	1.41
67	B1	1634	A	P-O5'	-6.41	1.53	1.59
67	B1	1802	G	O3'-P	-6.41	1.53	1.61
67	B1	1641	G	O4'-C1'	6.40	1.50	1.41
21	A2	1200	U	C5'-C4'	6.40	1.59	1.51
27	A0	30	G	O4'-C1'	6.40	1.50	1.41
67	B1	935	A	O3'-P	-6.40	1.53	1.61
67	B1	2775	G	O3'-P	-6.40	1.53	1.61
67	B1	965	A	C5'-C4'	6.40	1.59	1.51
67	B1	1898	A	O4'-C1'	6.40	1.50	1.41
67	B1	2519	C	C3'-C2'	6.40	1.59	1.52
12	AN	29	ARG	CZ-NH2	6.40	1.41	1.33
21	A2	1153	G	O4'-C1'	6.40	1.50	1.41
21	A2	1218	C	P-O5'	-6.40	1.53	1.59
21	A2	1222	C	C2'-C1'	-6.40	1.46	1.53
67	B1	275	C	C2'-C1'	-6.40	1.46	1.53
21	A2	678	G	C2'-C1'	-6.39	1.46	1.53
21	A2	1151	A	C3'-C2'	-6.39	1.45	1.52
21	A2	1261	U	O4'-C1'	6.39	1.50	1.41
67	B1	40	G	O3'-P	-6.39	1.53	1.61
67	B1	1378	G	P-O5'	-6.39	1.53	1.59
67	B1	2435	G	C3'-C2'	6.39	1.59	1.52
11	A1	49	C	O3'-P	-6.39	1.53	1.61
21	A2	173	G	C5'-C4'	6.39	1.59	1.51
21	A2	285	C	C5'-C4'	6.39	1.59	1.51
67	B1	620	G	C3'-O3'	6.39	1.51	1.42
67	B1	1739	U	C2'-C1'	-6.39	1.46	1.53
67	B1	2823	G	C3'-C2'	-6.39	1.45	1.52
67	B1	1591	C	O4'-C1'	6.39	1.50	1.41
21	A2	191	A	P-O5'	-6.39	1.53	1.59
21	A2	627	G	O3'-P	-6.39	1.53	1.61

*Continued on next page...*

*Continued from previous page...*

Mol	Chain	Res	Type	Atoms	Z	Observed(Å)	Ideal(Å)
21	A2	720	A	C2'-C1'	6.39	1.60	1.53
21	A2	778	G	C4'-C3'	6.39	1.60	1.53
67	B1	1281	A	C5'-C4'	6.39	1.59	1.51
21	A2	377	A	C3'-O3'	6.39	1.51	1.42
21	A2	767	U	O3'-P	-6.39	1.53	1.61
43	Bk	42	ARG	CG-CD	6.39	1.68	1.51
53	BD	212	ARG	CZ-NH2	6.39	1.41	1.33
67	B1	1443	G	C3'-C2'	6.39	1.59	1.52
67	B1	2230	G	O4'-C1'	-6.39	1.33	1.41
11	A1	27	A	C2'-C1'	-6.38	1.46	1.53
21	A2	666	G	O3'-P	-6.38	1.53	1.61
67	B1	3015	A	C2'-C1'	-6.38	1.46	1.53
67	B1	2860	G	C2'-C1'	6.38	1.60	1.53
67	B1	2950	G	O3'-P	-6.38	1.53	1.61
67	B1	110	A	O4'-C1'	6.38	1.50	1.41
67	B1	1320	C	C2'-C1'	-6.38	1.46	1.53
67	B1	1577	C	C5'-C4'	6.38	1.59	1.51
67	B1	818	A	O3'-P	-6.38	1.53	1.61
67	B1	1996	C	P-O5'	-6.38	1.53	1.59
21	A2	734	G	C3'-C2'	6.38	1.59	1.52
21	A2	1407	U	C2'-C1'	-6.38	1.46	1.53
32	BO	69	ARG	CZ-NH1	6.38	1.41	1.33
67	B1	2951	G	C3'-O3'	-6.38	1.33	1.42
21	A2	322	G	C3'-O3'	6.38	1.51	1.42
67	B1	1154	A	C5'-C4'	6.38	1.58	1.51
67	B1	1843	C	O3'-P	-6.38	1.53	1.61
67	B1	290	G	O4'-C1'	6.37	1.50	1.41
67	B1	792	A	C2'-C1'	-6.37	1.46	1.53
67	B1	2253	G	P-O5'	-6.37	1.53	1.59
67	B1	2668	G	O4'-C1'	6.37	1.50	1.41
21	A2	708	C	C5'-C4'	6.37	1.58	1.51
21	A2	795	G	O4'-C1'	6.37	1.50	1.41
21	A2	1331	G	C2'-C1'	-6.37	1.46	1.53
67	B1	237	G	O3'-P	-6.37	1.53	1.61
67	B1	1253	U	P-O5'	6.37	1.66	1.59
67	B1	1315	U	C2'-C1'	6.37	1.60	1.53
67	B1	1685	C	C4'-O4'	6.37	1.53	1.45
67	B1	2127	G	C5'-C4'	6.37	1.58	1.51
67	B1	2872	G	C2'-O2'	-6.37	1.33	1.41
32	BO	15	ARG	CD-NE	6.37	1.57	1.46
61	Bd	49	GLY	CA-C	-6.37	1.41	1.51
67	B1	2168	C	O4'-C1'	6.37	1.50	1.41

*Continued on next page...*

*Continued from previous page...*

Mol	Chain	Res	Type	Atoms	Z	Observed(Å)	Ideal(Å)
67	B1	1035	G	C4'-C3'	6.37	1.60	1.53
67	B1	1292	C	O4'-C1'	6.37	1.50	1.41
15	AE	78	ARG	CZ-NH1	6.37	1.41	1.33
21	A2	590	G	O3'-P	-6.37	1.53	1.61
21	A2	744	A	C5'-C4'	-6.37	1.43	1.51
67	B1	1509	C	C4'-C3'	6.37	1.60	1.53
67	B1	1960	U	P-O5'	-6.37	1.53	1.59
11	A1	70	C	C4'-C3'	-6.36	1.46	1.53
24	AA	128	ARG	CZ-NH2	6.36	1.41	1.33
67	B1	1423	G	P-O5'	-6.36	1.53	1.59
67	B1	230	A	C2'-C1'	-6.36	1.46	1.53
21	A2	736	A	P-O5'	-6.36	1.53	1.59
67	B1	468	A	O4'-C1'	6.36	1.50	1.41
67	B1	2351	G	C2'-C1'	6.36	1.60	1.53
21	A2	1047	U	C3'-O3'	6.36	1.51	1.42
67	B1	2469	G	O4'-C1'	-6.36	1.33	1.41
67	B1	522	A	O4'-C1'	6.36	1.50	1.41
67	B1	815	U	C5'-C4'	6.36	1.58	1.51
67	B1	2369	G	O4'-C1'	6.36	1.50	1.41
21	A2	1000	G	C4'-C3'	6.36	1.60	1.53
67	B1	364	A	C2'-C1'	6.36	1.60	1.53
67	B1	648	C	O4'-C1'	6.36	1.50	1.41
68	B3	32	C	C2'-C1'	-6.35	1.46	1.53
21	A2	1409	G	O4'-C1'	-6.35	1.33	1.41
21	A2	1077	U	C4'-C3'	-6.35	1.46	1.53
67	B1	1236	C	O4'-C1'	6.35	1.50	1.41
67	B1	3006	G	C2'-C1'	-6.35	1.46	1.53
62	BN	79	ARG	CZ-NH2	6.35	1.41	1.33
67	B1	1624	U	P-O5'	-6.35	1.53	1.59
67	B1	2826	U	O4'-C1'	6.35	1.50	1.41
67	B1	1102	C	C4'-O4'	-6.35	1.37	1.45
67	B1	1769	G	O4'-C1'	6.35	1.49	1.41
67	B1	2725	U	O3'-P	-6.35	1.53	1.61
21	A2	233	C	C2'-C1'	6.34	1.60	1.53
21	A2	265	C	C5'-C4'	6.34	1.58	1.51
47	BI	13	ARG	CD-NE	6.34	1.57	1.46
67	B1	1755	C	P-O5'	-6.34	1.53	1.59
21	A2	654	U	P-O5'	-6.34	1.53	1.59
21	A2	672	G	O3'-P	-6.34	1.53	1.61
21	A2	1088	U	C5'-C4'	6.34	1.58	1.51
25	AH	86	MET	N-CA	6.34	1.59	1.46
67	B1	279	G	C2'-C1'	-6.34	1.46	1.53

*Continued on next page...*

*Continued from previous page...*

Mol	Chain	Res	Type	Atoms	Z	Observed(Å)	Ideal(Å)
67	B1	2067	U	C4'-C3'	6.34	1.60	1.53
21	A2	84	C	O4'-C1'	6.34	1.49	1.41
67	B1	704	G	C2'-C1'	6.34	1.60	1.53
67	B1	2988	A	O4'-C1'	-6.34	1.33	1.41
21	A2	452	G	O4'-C1'	6.34	1.49	1.41
21	A2	1328	G	O4'-C1'	-6.34	1.33	1.41
67	B1	134	C	C5'-C4'	6.34	1.58	1.51
67	B1	1474	A	C3'-C2'	-6.34	1.45	1.52
67	B1	2336	G	P-O5'	-6.34	1.53	1.59
67	B1	2797	C	C2'-C1'	6.34	1.60	1.53
67	B1	2437	G	C4'-C3'	-6.34	1.46	1.53
10	AD	25	ARG	CZ-NH2	6.33	1.41	1.33
67	B1	1109	G	C4'-O4'	-6.33	1.37	1.45
67	B1	2226	G	P-O5'	-6.33	1.53	1.59
67	B1	294	U	O4'-C1'	6.33	1.49	1.41
1	AQ	158	ARG	CZ-NH1	6.33	1.41	1.33
21	A2	206	C	O4'-C1'	6.33	1.49	1.41
67	B1	132	G	C2'-C1'	-6.33	1.46	1.53
67	B1	173	G	C5'-C4'	6.33	1.58	1.51
67	B1	874	U	P-O5'	-6.33	1.53	1.59
67	B1	1901	A	C5'-C4'	6.33	1.58	1.51
67	B1	2119	C	C3'-C2'	-6.33	1.45	1.52
67	B1	2698	G	C3'-O3'	6.33	1.51	1.42
21	A2	267	C	C5'-C4'	6.33	1.58	1.51
67	B1	1438	C	C2'-C1'	-6.33	1.46	1.53
67	B1	2779	G	O4'-C1'	-6.33	1.33	1.41
11	A1	59	A	O4'-C1'	-6.33	1.33	1.41
13	AX	43	ARG	CD-NE	6.33	1.57	1.46
21	A2	739	G	C4'-O4'	-6.33	1.37	1.45
21	A2	874	G	C5'-C4'	6.33	1.58	1.51
67	B1	2018	C	P-O5'	-6.33	1.53	1.59
21	A2	14	C	C2'-C1'	-6.32	1.46	1.53
21	A2	799	C	O3'-P	-6.32	1.53	1.61
21	A2	864	G	C4'-O4'	-6.32	1.37	1.45
28	B6	76	GLU	CB-CG	6.32	1.64	1.52
60	BS	49	ARG	NE-CZ	6.32	1.41	1.33
67	B1	650	C	C2'-C1'	-6.32	1.46	1.53
67	B1	2739	G	C4'-O4'	6.32	1.53	1.45
67	B1	2221	A	O4'-C1'	6.32	1.49	1.41
67	B1	111	U	O4'-C1'	-6.32	1.33	1.41
67	B1	983	G	C4'-C3'	6.32	1.60	1.53
67	B1	2432	G	P-O5'	6.32	1.66	1.59

*Continued on next page...*



*Continued from previous page...*

Mol	Chain	Res	Type	Atoms	Z	Observed(Å)	Ideal(Å)
68	B3	32	C	C4'-O4'	-6.32	1.37	1.45
21	A2	273	C	C2'-C1'	-6.32	1.46	1.53
67	B1	1870	G	P-O5'	-6.32	1.53	1.59
21	A2	252	U	C2'-C1'	6.32	1.60	1.53
67	B1	766	G	C4'-O4'	6.32	1.53	1.45
67	B1	916	A	C5'-C4'	6.32	1.58	1.51
67	B1	959	U	C5'-C4'	6.32	1.58	1.51
67	B1	2734	C	C5'-C4'	6.32	1.58	1.51
67	B1	2810	G	O4'-C1'	-6.32	1.33	1.41
67	B1	1578	C	O4'-C1'	6.31	1.49	1.41
21	A2	1291	G	O4'-C1'	-6.31	1.33	1.41
11	A1	61	U	C3'-O3'	6.31	1.50	1.42
21	A2	1150	G	C2'-C1'	-6.31	1.46	1.53
67	B1	322	C	O4'-C1'	6.31	1.49	1.41
67	B1	758	C	P-O5'	-6.31	1.53	1.59
11	A1	16	C	O4'-C1'	6.31	1.49	1.41
21	A2	627	G	P-O5'	-6.31	1.53	1.59
21	A2	1032	A	C3'-O3'	6.31	1.50	1.42
21	A2	1168	C	P-O5'	-6.31	1.53	1.59
62	BN	163	ARG	CZ-NH2	6.31	1.41	1.33
67	B1	1704	C	O4'-C1'	6.31	1.49	1.41
67	B1	2303	A	C2'-C1'	-6.31	1.46	1.53
67	B1	2690	U	O4'-C1'	6.31	1.49	1.41
67	B1	25	U	O3'-P	-6.31	1.53	1.61
11	A1	57	C	C2'-C1'	-6.30	1.46	1.53
21	A2	171	U	C3'-C2'	-6.30	1.45	1.52
67	B1	2042	A	C5'-C4'	-6.30	1.43	1.51
21	A2	74	U	O4'-C1'	6.30	1.49	1.41
21	A2	981	U	C5'-C4'	6.30	1.58	1.51
67	B1	1973	U	C3'-O3'	-6.30	1.33	1.42
21	A2	31	U	P-O5'	-6.30	1.53	1.59
67	B1	20	C	O4'-C1'	6.30	1.49	1.41
67	B1	154	U	O4'-C1'	-6.30	1.33	1.41
67	B1	2417	G	C4'-C3'	6.30	1.60	1.53
21	A2	1243	C	C2'-C1'	-6.30	1.46	1.53
67	B1	2270	G	O4'-C1'	-6.30	1.33	1.41
21	A2	658	A	C2'-C1'	6.30	1.60	1.53
21	A2	1055	C	C5'-C4'	6.30	1.58	1.51
67	B1	19	G	C2'-C1'	6.30	1.60	1.53
21	A2	113	U	C2'-C1'	6.29	1.60	1.53
21	A2	1215	G	C5'-C4'	6.29	1.58	1.51
67	B1	83	G	O3'-P	-6.29	1.53	1.61

*Continued on next page...*

*Continued from previous page...*

Mol	Chain	Res	Type	Atoms	Z	Observed(Å)	Ideal(Å)
67	B1	2213	G	C5'-C4'	6.29	1.58	1.51
21	A2	361	A	C3'-C2'	6.29	1.59	1.52
67	B1	2452	C	C3'-O3'	6.29	1.50	1.42
12	AN	123	ARG	CZ-NH1	6.29	1.41	1.33
46	BA	194	ARG	CZ-NH2	6.29	1.41	1.33
67	B1	155	U	C3'-C2'	6.29	1.59	1.52
67	B1	244	A	O4'-C1'	6.29	1.49	1.41
67	B1	722	C	O4'-C1'	6.29	1.49	1.41
21	A2	1254	C	C2'-C1'	-6.29	1.46	1.53
67	B1	2217	C	O3'-P	-6.29	1.53	1.61
67	B1	2298	C	P-O5'	-6.29	1.53	1.59
67	B1	2634	U	C4'-C3'	6.29	1.60	1.53
67	B1	3000	U	C5'-C4'	6.29	1.58	1.51
21	A2	823	A	C2'-C1'	-6.29	1.46	1.53
21	A2	1141	G	O4'-C1'	-6.29	1.33	1.41
67	B1	1062	C	O4'-C1'	6.29	1.49	1.41
67	B1	2018	C	C3'-O3'	6.29	1.50	1.42
67	B1	2696	G	P-O5'	-6.29	1.53	1.59
67	B1	2842	C	C5'-C4'	6.28	1.58	1.51
21	A2	391	G	O3'-P	-6.28	1.53	1.61
67	B1	2659	G	P-O5'	6.28	1.66	1.59
21	A2	1119	U	C2'-C1'	-6.28	1.46	1.53
32	BO	14	ARG	CZ-NH2	6.28	1.41	1.33
67	B1	1027	A	P-O5'	-6.28	1.53	1.59
11	A1	46	U	P-O5'	-6.28	1.53	1.59
30	AU	51	TRP	CD2-CE3	-6.28	1.30	1.40
67	B1	859	G	O4'-C1'	-6.28	1.33	1.41
67	B1	1284	C	C5'-C4'	6.28	1.58	1.51
67	B1	980	G	C5'-C4'	6.27	1.58	1.51
67	B1	1025	A	C4'-C3'	6.27	1.60	1.53
58	BP	44	ARG	CZ-NH2	6.27	1.41	1.33
67	B1	910	G	C2'-C1'	-6.27	1.46	1.53
21	A2	678	G	P-O5'	-6.27	1.53	1.59
67	B1	2430	C	C4'-C3'	6.27	1.60	1.53
67	B1	2988	A	C2'-C1'	6.27	1.60	1.53
67	B1	197	C	C2'-C1'	-6.27	1.46	1.53
67	B1	725	G	O3'-P	-6.27	1.53	1.61
67	B1	1565	G	P-OP2	6.27	1.59	1.49
2	AK	16	ARG	NE-CZ	6.26	1.41	1.33
21	A2	409	C	C3'-O3'	6.26	1.50	1.42
21	A2	1309	A	C2'-O2'	-6.26	1.33	1.41
21	A2	1464	C	C5'-C4'	6.26	1.58	1.51

*Continued on next page...*

*Continued from previous page...*

Mol	Chain	Res	Type	Atoms	Z	Observed(Å)	Ideal(Å)
38	Bb	81	GLU	CD-OE2	6.26	1.32	1.25
67	B1	127	C	C5'-C4'	6.26	1.58	1.51
67	B1	224	G	O4'-C1'	6.26	1.49	1.41
67	B1	1737	A	C2'-C1'	-6.26	1.46	1.53
21	A2	406	U	O4'-C1'	6.26	1.49	1.41
21	A2	756	A	O4'-C1'	6.26	1.49	1.41
67	B1	1634	A	C2'-C1'	-6.26	1.46	1.53
21	A2	297	G	O4'-C1'	-6.26	1.33	1.41
21	A2	483	G	C2'-C1'	6.26	1.60	1.53
67	B1	1585	U	C4'-O4'	6.26	1.53	1.45
21	A2	201	G	C5'-C4'	6.26	1.58	1.51
21	A2	416	A	O3'-P	6.26	1.68	1.61
21	A2	484	U	O4'-C1'	6.26	1.49	1.41
67	B1	794	G	C4'-C3'	6.26	1.60	1.53
21	A2	821	G	P-O5'	-6.26	1.53	1.59
67	B1	1260	C	O4'-C1'	6.26	1.49	1.41
67	B1	2368	G	O5'-C5'	-6.26	1.32	1.42
67	B1	2710	G	C4'-O4'	-6.26	1.37	1.45
67	B1	2902	G	O4'-C1'	-6.26	1.33	1.41
21	A2	105	C	C2'-O2'	-6.25	1.33	1.41
26	AP	25	GLY	N-CA	-6.25	1.36	1.46
67	B1	1790	G	C4'-C3'	6.25	1.60	1.53
67	B1	2050	U	C2'-C1'	-6.25	1.46	1.53
21	A2	137	A	C5'-C4'	6.25	1.58	1.51
21	A2	779	G	O4'-C1'	6.25	1.49	1.41
67	B1	424	U	C4'-C3'	-6.25	1.46	1.53
67	B1	546	C	P-O5'	-6.25	1.53	1.59
28	AV	4	ARG	NE-CZ	6.25	1.41	1.33
67	B1	2060	A	C3'-O3'	6.25	1.50	1.42
67	B1	1980	U	C5'-C4'	6.25	1.58	1.51
67	B1	2383	A	P-O5'	-6.25	1.53	1.59
21	A2	281	G	O4'-C1'	6.25	1.49	1.41
21	A2	335	G	C3'-C2'	-6.25	1.45	1.52
21	A2	1149	C	C2'-C1'	-6.25	1.46	1.53
67	B1	1703	G	C4'-C3'	6.25	1.60	1.53
67	B1	1887	A	P-O5'	-6.25	1.53	1.59
21	A2	456	U	C5'-C4'	6.24	1.58	1.51
21	A2	687	G	O4'-C1'	6.24	1.49	1.41
67	B1	2657	A	C3'-C2'	-6.24	1.45	1.52
53	BD	78	ARG	NE-CZ	6.24	1.41	1.33
67	B1	2732	U	C5'-C4'	6.24	1.58	1.51
21	A2	840	C	O4'-C1'	6.24	1.49	1.41

*Continued on next page...*

*Continued from previous page...*

Mol	Chain	Res	Type	Atoms	Z	Observed(Å)	Ideal(Å)
21	A2	982	U	P-O5'	-6.24	1.53	1.59
21	A2	1239	A	C4'-C3'	6.24	1.60	1.53
21	A2	1394	G	C5'-C4'	6.24	1.58	1.51
67	B1	1694	G	O4'-C1'	6.24	1.49	1.41
21	A2	307	G	C3'-C2'	-6.24	1.45	1.52
67	B1	28	A	C2'-C1'	6.24	1.60	1.53
67	B1	1509	C	C5'-C4'	6.24	1.58	1.51
67	B1	1539	U	O4'-C1'	-6.24	1.33	1.41
67	B1	2474	A	P-O5'	6.24	1.66	1.59
67	B1	2524	C	C2'-C1'	6.24	1.60	1.53
21	A2	7	G	O3'-P	-6.24	1.53	1.61
21	A2	106	A	O4'-C1'	6.24	1.49	1.41
21	A2	610	G	C3'-C2'	-6.24	1.45	1.52
52	BB	237	ARG	NE-CZ	6.24	1.41	1.33
67	B1	1232	G	C2'-C1'	-6.24	1.46	1.53
67	B1	1830	U	C4'-C3'	-6.24	1.46	1.53
67	B1	2310	G	C5'-C4'	6.24	1.58	1.51
21	A2	1103	G	O4'-C1'	6.23	1.49	1.41
40	BE	155	ARG	NE-CZ	6.23	1.41	1.33
67	B1	606	A	C3'-C2'	6.23	1.59	1.52
67	B1	2232	U	O4'-C1'	-6.23	1.33	1.41
67	B1	2538	G	C5'-C4'	6.23	1.58	1.51
68	B3	80	G	C2'-C1'	-6.23	1.46	1.53
21	A2	468	G	C5'-C4'	6.23	1.58	1.51
21	A2	1008	U	P-O5'	-6.23	1.53	1.59
21	A2	1194	C	C4'-C3'	6.23	1.60	1.53
67	B1	155	U	C5'-C4'	6.23	1.58	1.51
67	B1	2603	A	O4'-C1'	6.23	1.49	1.41
67	B1	1823	A	C2'-C1'	-6.23	1.46	1.53
67	B1	2862	A	C4'-C3'	-6.23	1.46	1.53
27	A0	34	G	O3'-P	-6.23	1.53	1.61
67	B1	2757	G	O3'-P	-6.23	1.53	1.61
21	A2	1058	G	C4'-O4'	6.23	1.53	1.45
67	B1	1498	C	O3'-P	-6.22	1.53	1.61
67	B1	1895	G	C3'-C2'	-6.22	1.46	1.52
21	A2	476	C	C2'-C1'	-6.22	1.46	1.53
21	A2	1237	G	P-O5'	-6.22	1.53	1.59
51	Bj	48	GLY	N-CA	-6.22	1.36	1.46
67	B1	1773	C	C4'-O4'	6.22	1.53	1.45
67	B1	2795	G	C4'-C3'	6.22	1.59	1.53
37	BU	12	ARG	NE-CZ	6.22	1.41	1.33
67	B1	513	C	C5'-C4'	6.22	1.58	1.51

*Continued on next page...*

*Continued from previous page...*

Mol	Chain	Res	Type	Atoms	Z	Observed(Å)	Ideal(Å)
21	A2	135	U	O4'-C1'	6.22	1.49	1.41
21	A2	149	U	C2'-C1'	6.22	1.60	1.53
21	A2	851	C	C2'-C1'	-6.22	1.46	1.53
67	B1	2679	A	C5'-C4'	6.22	1.58	1.51
21	A2	153	G	O4'-C1'	6.22	1.49	1.41
44	BW	7	ARG	CZ-NH1	6.22	1.41	1.33
67	B1	2277	G	C2'-C1'	6.22	1.60	1.53
67	B1	2656	A	P-O5'	-6.22	1.53	1.59
21	A2	221	A	O4'-C1'	6.22	1.49	1.41
21	A2	1345	G	C2'-C1'	-6.22	1.46	1.53
67	B1	531	G	C5'-C4'	6.22	1.58	1.51
67	B1	981	A	C2'-C1'	6.22	1.60	1.53
67	B1	1049	U	O4'-C1'	-6.22	1.33	1.41
67	B1	1636	C	O4'-C1'	6.22	1.49	1.41
21	A2	519	G	C2'-C1'	6.21	1.60	1.53
67	B1	1077	G	C3'-C2'	6.21	1.59	1.52
67	B1	1121	C	O3'-P	-6.21	1.53	1.61
67	B1	2543	A	O4'-C1'	-6.21	1.33	1.41
67	B1	2988	A	C3'-C2'	6.21	1.59	1.52
68	B3	58	C	O3'-P	-6.21	1.53	1.61
67	B1	518	A	C2'-C1'	-6.21	1.46	1.53
67	B1	1095	A	C2'-O2'	-6.21	1.33	1.41
67	B1	1946	G	C2'-C1'	6.21	1.60	1.53
67	B1	2004	A	P-O5'	6.21	1.66	1.59
67	B1	1536	U	C5'-C4'	6.21	1.58	1.51
67	B1	2963	G	P-O5'	6.21	1.66	1.59
67	B1	2075	U	O3'-P	-6.21	1.53	1.61
21	A2	620	G	C3'-C2'	-6.21	1.46	1.52
25	AH	156	ARG	NE-CZ	6.21	1.41	1.33
36	Bf	3	ARG	CG-CD	6.21	1.67	1.51
54	BF	159	ARG	CZ-NH1	6.21	1.41	1.33
67	B1	1181	C	C2'-O2'	6.21	1.49	1.41
21	A2	1199	A	C4'-O4'	-6.21	1.37	1.45
67	B1	1228	G	P-O5'	6.21	1.66	1.59
67	B1	1355	A	O3'-P	-6.21	1.53	1.61
67	B1	1365	G	C4'-C3'	6.21	1.59	1.53
27	A0	45	G	C2'-C1'	-6.20	1.46	1.53
60	BS	37	ARG	CZ-NH1	6.20	1.41	1.33
67	B1	371	U	C2'-C1'	-6.20	1.46	1.53
21	A2	129	G	C3'-O3'	6.20	1.50	1.42
67	B1	2403	G	O4'-C1'	6.20	1.49	1.41
21	A2	682	A	C5'-C4'	6.20	1.58	1.51

*Continued on next page...*

*Continued from previous page...*

Mol	Chain	Res	Type	Atoms	Z	Observed(Å)	Ideal(Å)
21	A2	698	A	C3'-C2'	-6.20	1.46	1.52
67	B1	475	U	C2'-C1'	6.20	1.60	1.53
67	B1	1756	C	C2'-C1'	-6.20	1.46	1.53
21	A2	1391	U	O3'-P	-6.20	1.53	1.61
67	B1	1359	C	C5'-C4'	6.20	1.58	1.51
67	B1	2552	C	C2'-C1'	-6.20	1.46	1.53
49	BQ	144	GLU	CD-OE2	6.20	1.32	1.25
67	B1	86	G	O4'-C1'	6.20	1.49	1.41
67	B1	135	U	O3'-P	-6.20	1.53	1.61
67	B1	165	G	C4'-O4'	-6.20	1.37	1.45
67	B1	1723	A	C2'-C1'	-6.20	1.46	1.53
67	B1	1894	A	C3'-O3'	6.20	1.50	1.42
67	B1	2234	C	P-O5'	-6.20	1.53	1.59
67	B1	2320	U	O3'-P	-6.19	1.53	1.61
67	B1	2482	G	C4'-C3'	6.19	1.59	1.53
21	A2	320	G	C2'-C1'	-6.19	1.46	1.53
24	AA	127	ARG	NE-CZ	6.19	1.41	1.33
67	B1	2243	G	C2'-C1'	6.19	1.60	1.53
21	A2	1010	G	C2'-C1'	-6.19	1.46	1.53
67	B1	548	U	C2'-C1'	-6.19	1.46	1.53
67	B1	2689	G	C3'-C2'	-6.19	1.46	1.52
21	A2	407	G	P-O5'	-6.19	1.53	1.59
21	A2	866	A	C2'-C1'	6.19	1.60	1.53
21	A2	1163	U	C2'-C1'	-6.19	1.46	1.53
67	B1	1497	C	P-O5'	-6.19	1.53	1.59
67	B1	1693	G	O4'-C1'	6.19	1.49	1.41
68	B3	19	G	O4'-C1'	6.19	1.49	1.41
19	AS	11	ARG	NE-CZ	6.18	1.41	1.33
21	A2	316	C	O4'-C1'	6.18	1.49	1.41
67	B1	362	A	C3'-O3'	6.18	1.50	1.42
67	B1	757	C	O4'-C1'	6.18	1.49	1.41
67	B1	1944	C	C5'-C4'	6.18	1.58	1.51
21	A2	1097	G	C3'-O3'	6.18	1.50	1.42
67	B1	74	A	O3'-P	-6.18	1.53	1.61
67	B1	1740	U	C5'-C4'	6.18	1.58	1.51
21	A2	1426	C	C5'-C4'	-6.18	1.44	1.51
67	B1	891	C	C3'-C2'	6.18	1.59	1.52
67	B1	1178	G	C4'-O4'	6.18	1.53	1.45
7	AB	161	ARG	NE-CZ	6.18	1.41	1.33
67	B1	1498	C	C3'-O3'	6.18	1.50	1.42
67	B1	2247	G	C2'-C1'	-6.18	1.46	1.53
21	A2	1189	G	O4'-C1'	6.18	1.49	1.41

*Continued on next page...*

*Continued from previous page...*

Mol	Chain	Res	Type	Atoms	Z	Observed(Å)	Ideal(Å)
27	A0	1	G	C2'-C1'	-6.18	1.46	1.53
67	B1	556	G	P-O5'	-6.18	1.53	1.59
67	B1	894	C	O3'-P	-6.18	1.53	1.61
67	B1	1201	G	C3'-C2'	-6.18	1.46	1.52
67	B1	1749	C	O4'-C1'	6.18	1.49	1.41
67	B1	2291	G	O4'-C1'	6.18	1.49	1.41
21	A2	323	A	C2'-C1'	6.17	1.60	1.53
67	B1	303	A	O3'-P	-6.17	1.53	1.61
67	B1	2366	G	C2'-C1'	-6.17	1.46	1.53
67	B1	2935	A	P-O5'	-6.17	1.53	1.59
21	A2	1068	C	C5'-C4'	6.17	1.58	1.51
67	B1	1306	A	O4'-C1'	6.17	1.49	1.41
21	A2	81	C	O3'-P	6.17	1.68	1.61
67	B1	62	C	O4'-C1'	6.17	1.49	1.41
67	B1	1023	C	C5'-C4'	6.17	1.58	1.51
67	B1	2558	U	C2'-O2'	-6.17	1.33	1.41
67	B1	2627	C	C4'-C3'	6.17	1.59	1.53
21	A2	830	A	C3'-C2'	6.17	1.59	1.52
21	A2	911	C	C2'-C1'	-6.17	1.46	1.53
67	B1	1367	A	C3'-C2'	-6.17	1.46	1.52
67	B1	2796	C	C5'-C4'	6.17	1.58	1.51
21	A2	479	C	P-O5'	-6.17	1.53	1.59
53	BD	231	ALA	CA-CB	6.17	1.65	1.52
67	B1	487	U	C3'-C2'	6.17	1.59	1.52
67	B1	2879	G	C5'-C4'	6.17	1.58	1.51
16	AJ	53	ARG	CZ-NH1	6.17	1.41	1.33
21	A2	146	A	C3'-C2'	-6.17	1.46	1.52
21	A2	487	U	C4'-C3'	-6.17	1.46	1.53
67	B1	2579	G	C3'-C2'	6.17	1.59	1.52
67	B1	2775	G	C2'-C1'	-6.17	1.46	1.53
21	A2	667	G	C4'-O4'	6.17	1.53	1.45
67	B1	1732	C	C5'-C4'	6.16	1.58	1.51
21	A2	522	C	C2'-C1'	-6.16	1.46	1.53
67	B1	1726	A	C4'-O4'	6.16	1.53	1.45
67	B1	2102	A	O4'-C1'	6.16	1.49	1.41
67	B1	2126	G	O4'-C1'	-6.16	1.33	1.41
21	A2	202	G	C3'-C2'	-6.16	1.46	1.52
67	B1	326	C	C2'-C1'	-6.16	1.46	1.53
67	B1	890	G	C4'-C3'	6.16	1.59	1.53
67	B1	2407	G	C5'-C4'	6.16	1.58	1.51
68	B3	8	C	C5'-C4'	6.16	1.58	1.51
10	AD	52	ARG	CD-NE	6.16	1.56	1.46

*Continued on next page...*

*Continued from previous page...*

Mol	Chain	Res	Type	Atoms	Z	Observed(Å)	Ideal(Å)
21	A2	826	C	P-O5'	-6.16	1.53	1.59
67	B1	1326	U	C2'-C1'	6.16	1.60	1.53
67	B1	2163	G	C3'-C2'	-6.16	1.46	1.52
67	B1	559	G	C4'-C3'	-6.16	1.46	1.53
67	B1	1487	U	C5'-C4'	6.16	1.58	1.51
67	B1	2614	C	C2'-C1'	-6.16	1.46	1.53
67	B1	3011	G	O4'-C1'	6.16	1.49	1.41
21	A2	36	G	C4'-C3'	-6.15	1.46	1.53
21	A2	1257	U	C5'-C4'	6.15	1.58	1.51
21	A2	1460	G	P-O5'	-6.15	1.53	1.59
67	B1	786	G	O4'-C1'	6.15	1.49	1.41
37	BU	73	ARG	CZ-NH2	6.15	1.41	1.33
54	BF	116	GLU	CD-OE1	6.15	1.32	1.25
67	B1	1444	A	C5'-C4'	6.15	1.58	1.51
67	B1	1528	A	C2'-C1'	-6.15	1.46	1.53
67	B1	1591	C	C5'-C4'	6.15	1.58	1.51
67	B1	1709	C	C5'-C4'	6.15	1.58	1.51
67	B1	2970	U	O3'-P	-6.15	1.53	1.61
11	A1	18	U	C4'-O4'	6.15	1.53	1.45
11	A1	44	G	P-O5'	6.15	1.66	1.59
21	A2	249	U	O4'-C1'	6.15	1.49	1.41
21	A2	567	A	C2'-C1'	-6.15	1.46	1.53
67	B1	321	C	C5'-C4'	6.15	1.58	1.51
67	B1	1047	A	P-O5'	6.15	1.65	1.59
67	B1	1226	G	O3'-P	-6.15	1.53	1.61
67	B1	2381	A	P-O5'	-6.15	1.53	1.59
67	B1	2663	G	O3'-P	-6.15	1.53	1.61
27	A0	60	U	O4'-C1'	6.15	1.49	1.41
35	BL	49	TRP	CA-CB	6.15	1.67	1.53
67	B1	1857	A	O4'-C1'	-6.15	1.33	1.41
67	B1	2050	U	C5'-C4'	6.15	1.58	1.51
67	B1	162	G	C4'-C3'	-6.15	1.46	1.53
67	B1	607	C	C5'-C4'	6.15	1.58	1.51
67	B1	1393	C	C5'-C4'	6.15	1.58	1.51
67	B1	1944	C	P-O5'	-6.15	1.53	1.59
67	B1	2808	C	C3'-C2'	-6.15	1.46	1.52
67	B1	2973	A	O4'-C1'	-6.15	1.33	1.41
21	A2	1348	C	O3'-P	-6.15	1.53	1.61
67	B1	2563	A	C4'-C3'	6.15	1.59	1.53
67	B1	909	A	C2'-C1'	6.14	1.60	1.53
67	B1	1284	C	O4'-C1'	6.14	1.49	1.41
67	B1	1397	U	C5'-C4'	6.14	1.58	1.51

*Continued on next page...*



*Continued from previous page...*

Mol	Chain	Res	Type	Atoms	Z	Observed(Å)	Ideal(Å)
67	B1	1479	U	O4'-C1'	6.14	1.49	1.41
67	B1	996	U	C4'-O4'	-6.14	1.37	1.45
67	B1	2350	G	C4'-O4'	-6.14	1.37	1.45
11	A1	6	G	O4'-C1'	6.14	1.49	1.41
67	B1	29	U	C2'-C1'	-6.14	1.46	1.53
67	B1	2897	C	C3'-O3'	6.14	1.50	1.42
21	A2	223	G	C2'-C1'	-6.14	1.46	1.53
67	B1	203	G	C2'-C1'	-6.14	1.46	1.53
67	B1	217	A	C3'-C2'	-6.14	1.46	1.52
67	B1	2379	G	P-O5'	-6.14	1.53	1.59
21	A2	118	U	O4'-C1'	6.13	1.49	1.41
21	A2	198	A	O4'-C1'	-6.13	1.33	1.41
67	B1	1825	G	C2'-C1'	6.13	1.60	1.53
67	B1	2372	C	C5'-C4'	-6.13	1.44	1.51
11	A1	10	G	C2'-C1'	-6.13	1.46	1.53
21	A2	109	U	O4'-C1'	6.13	1.49	1.41
21	A2	860	G	O4'-C1'	-6.13	1.33	1.41
67	B1	2413	G	C2'-C1'	-6.13	1.46	1.53
67	B1	2846	A	O4'-C1'	-6.13	1.33	1.41
68	B3	44	C	C3'-C2'	-6.13	1.46	1.52
12	AN	106	GLU	CG-CD	6.13	1.61	1.51
21	A2	1035	C	C5'-C4'	6.13	1.58	1.51
7	AB	64	PRO	N-CD	-6.13	1.39	1.47
21	A2	29	G	C3'-C2'	-6.13	1.46	1.52
21	A2	1050	G	C2'-C1'	-6.13	1.46	1.53
22	AY	8	TYR	CZ-OH	6.13	1.48	1.37
67	B1	1888	G	O4'-C1'	6.13	1.49	1.41
33	BC	37	ARG	CD-NE	6.13	1.56	1.46
67	B1	561	C	P-O5'	6.13	1.65	1.59
67	B1	788	A	C4'-O4'	-6.13	1.37	1.45
67	B1	1869	U	O4'-C1'	6.13	1.49	1.41
67	B1	796	C	C5'-C4'	6.12	1.58	1.51
67	B1	1621	G	O4'-C1'	6.12	1.49	1.41
57	BZ	8	ARG	NE-CZ	6.12	1.41	1.33
67	B1	124	C	C3'-O3'	6.12	1.50	1.42
67	B1	180	A	C4'-O4'	6.12	1.53	1.45
67	B1	1078	G	C2'-C1'	6.12	1.60	1.53
67	B1	1136	G	C5'-C4'	6.12	1.58	1.51
67	B1	2142	U	O4'-C1'	6.12	1.49	1.41
67	B1	821	U	O3'-P	-6.12	1.53	1.61
67	B1	1626	A	C2'-C1'	-6.12	1.46	1.53
32	BO	6	ARG	CD-NE	6.12	1.56	1.46

*Continued on next page...*

*Continued from previous page...*

Mol	Chain	Res	Type	Atoms	Z	Observed(Å)	Ideal(Å)
67	B1	660	U	O3'-P	-6.12	1.53	1.61
21	A2	218	C	P-O5'	-6.12	1.53	1.59
21	A2	1093	C	O3'-P	-6.12	1.53	1.61
67	B1	647	G	O4'-C1'	6.12	1.49	1.41
21	A2	1335	A	P-O5'	6.12	1.65	1.59
67	B1	324	C	O4'-C1'	6.12	1.49	1.41
67	B1	960	C	O3'-P	-6.12	1.53	1.61
21	A2	1052	U	C2'-C1'	6.11	1.60	1.53
67	B1	2374	C	C4'-C3'	6.11	1.59	1.53
67	B1	2730	U	C2'-C1'	6.11	1.60	1.53
21	A2	220	G	O3'-P	-6.11	1.53	1.61
67	B1	1492	C	C2'-C1'	-6.11	1.46	1.53
67	B1	2331	A	O3'-P	-6.11	1.53	1.61
67	B1	412	G	O3'-P	-6.11	1.53	1.61
67	B1	2254	U	C2'-C1'	-6.11	1.46	1.53
67	B1	2946	C	C2'-C1'	-6.11	1.46	1.53
21	A2	1126	G	C5'-C4'	6.11	1.58	1.51
28	B6	55	TYR	CZ-OH	6.11	1.48	1.37
21	A2	1367	C	C5'-C4'	6.11	1.58	1.51
35	BL	10	LYS	CA-C	6.11	1.68	1.52
67	B1	642	G	O4'-C1'	-6.11	1.33	1.41
67	B1	939	A	P-O5'	-6.11	1.53	1.59
67	B1	1036	C	C3'-C2'	6.11	1.59	1.52
67	B1	1831	C	O4'-C1'	6.11	1.49	1.41
68	B3	39	C	C5'-C4'	6.11	1.58	1.51
67	B1	2205	A	C2'-C1'	-6.10	1.46	1.53
67	B1	2497	G	C5'-C4'	6.10	1.58	1.51
21	A2	266	A	C2'-C1'	-6.10	1.46	1.53
21	A2	345	G	O3'-P	-6.10	1.53	1.61
21	A2	878	U	O4'-C1'	6.10	1.49	1.41
67	B1	813	G	P-O5'	-6.10	1.53	1.59
67	B1	2619	U	P-O5'	-6.10	1.53	1.59
21	A2	1308	U	C4'-C3'	6.10	1.59	1.53
67	B1	2948	A	O4'-C1'	6.10	1.49	1.41
21	A2	884	G	O3'-P	-6.10	1.53	1.61
27	A0	8	U	O4'-C1'	6.10	1.49	1.41
40	BE	153	ARG	NE-CZ	6.10	1.41	1.33
67	B1	567	G	O3'-P	-6.10	1.53	1.61
67	B1	1676	G	P-O5'	6.10	1.65	1.59
67	B1	2089	C	O4'-C1'	6.10	1.49	1.41
67	B1	2240	G	C2'-C1'	-6.10	1.46	1.53
13	AX	59	GLU	CB-CG	6.10	1.63	1.52

*Continued on next page...*

*Continued from previous page...*

Mol	Chain	Res	Type	Atoms	Z	Observed(Å)	Ideal(Å)
21	A2	1128	U	C3'-C2'	6.10	1.59	1.52
67	B1	527	G	P-O5'	-6.10	1.53	1.59
67	B1	1063	C	C2'-C1'	-6.10	1.46	1.53
68	B3	106	G	C2'-C1'	6.10	1.60	1.53
67	B1	591	G	O4'-C1'	6.09	1.49	1.41
67	B1	1779	C	P-O5'	-6.09	1.53	1.59
68	B3	12	G	O4'-C1'	6.09	1.49	1.41
21	A2	1160	C	C5'-C4'	6.09	1.58	1.51
52	BB	9	ARG	NE-CZ	6.09	1.41	1.33
67	B1	1157	U	O4'-C1'	6.09	1.49	1.41
67	B1	1225	A	O3'-P	-6.09	1.53	1.61
11	A1	6	G	C2'-C1'	6.09	1.60	1.53
67	B1	1808	G	C2'-C1'	-6.09	1.46	1.53
67	B1	1972	C	O4'-C1'	6.09	1.49	1.41
67	B1	2033	G	O3'-P	-6.09	1.53	1.61
67	B1	2499	U	O4'-C1'	6.09	1.49	1.41
67	B1	2724	A	O4'-C1'	6.09	1.49	1.41
21	A2	826	C	C4'-O4'	6.09	1.53	1.45
21	A2	1017	U	O3'-P	-6.09	1.53	1.61
67	B1	1541	U	C4'-C3'	-6.09	1.46	1.53
67	B1	338	A	O4'-C1'	6.09	1.49	1.41
32	BO	147	GLU	CD-OE2	6.09	1.32	1.25
65	BJ	129	ARG	CD-NE	6.09	1.56	1.46
67	B1	1774	A	O4'-C1'	-6.09	1.33	1.41
67	B1	2721	C	P-O5'	-6.09	1.53	1.59
67	B1	1334	G	O4'-C1'	6.08	1.49	1.41
2	AK	10	ARG	CZ-NH2	6.08	1.41	1.33
12	AN	147	ARG	CZ-NH2	6.08	1.41	1.33
21	A2	519	G	O4'-C1'	6.08	1.49	1.41
32	BO	118	PHE	CG-CD2	6.08	1.47	1.38
21	A2	243	G	C4'-C3'	-6.08	1.46	1.53
21	A2	315	A	C2'-O2'	-6.08	1.33	1.41
53	BD	251	ARG	CZ-NH1	6.08	1.41	1.33
67	B1	484	C	C4'-O4'	-6.08	1.37	1.45
21	A2	514	U	C2'-C1'	-6.08	1.46	1.53
67	B1	1021	G	C5'-C4'	6.08	1.58	1.51
67	B1	1928	A	O4'-C1'	6.08	1.49	1.41
21	A2	90	C	P-O5'	-6.08	1.53	1.59
67	B1	1959	C	P-O5'	-6.08	1.53	1.59
67	B1	2902	G	O3'-P	-6.08	1.53	1.61
67	B1	2921	U	C4'-O4'	-6.08	1.37	1.45
21	A2	864	G	C2'-O2'	-6.08	1.33	1.41

*Continued on next page...*

*Continued from previous page...*

Mol	Chain	Res	Type	Atoms	Z	Observed(Å)	Ideal(Å)
68	B3	112	C	O4'-C1'	6.08	1.49	1.41
11	A1	2	G	C3'-O3'	6.08	1.50	1.42
21	A2	572	U	P-O5'	6.08	1.65	1.59
21	A2	1316	U	C2'-C1'	-6.08	1.46	1.53
67	B1	569	G	C2'-C1'	-6.08	1.46	1.53
67	B1	2163	G	C2'-C1'	6.08	1.60	1.53
67	B1	2985	U	C4'-C3'	6.08	1.59	1.53
21	A2	177	A	C3'-C2'	6.07	1.59	1.52
47	BI	70	ARG	CZ-NH2	6.07	1.41	1.33
21	A2	529	C	C5'-C4'	6.07	1.58	1.51
21	A2	944	C	C2'-C1'	-6.07	1.46	1.53
67	B1	702	G	C4'-O4'	-6.07	1.37	1.45
67	B1	252	A	P-O5'	-6.07	1.53	1.59
67	B1	1644	G	C3'-C2'	6.07	1.59	1.52
67	B1	2688	C	C2'-C1'	-6.07	1.46	1.53
67	B1	645	U	C4'-C3'	6.07	1.59	1.53
67	B1	1845	C	C4'-O4'	6.07	1.53	1.45
67	B1	2230	G	C5'-C4'	6.07	1.58	1.51
37	BU	39	TYR	CE1-CZ	6.07	1.46	1.38
67	B1	2535	C	O3'-P	-6.07	1.53	1.61
67	B1	2644	G	C2'-O2'	6.07	1.49	1.41
67	B1	2702	A	P-O5'	-6.07	1.53	1.59
21	A2	1415	U	C2'-C1'	-6.07	1.46	1.53
31	BY	45	GLY	N-CA	-6.07	1.36	1.46
32	BO	110	PRO	N-CD	-6.07	1.39	1.47
67	B1	723	A	C5'-C4'	6.07	1.58	1.51
67	B1	1146	U	C5'-C4'	6.07	1.58	1.51
67	B1	2685	G	P-O5'	6.06	1.65	1.59
67	B1	826	C	C4'-C3'	-6.06	1.46	1.53
67	B1	2190	A	C5'-C4'	6.06	1.58	1.51
67	B1	2295	C	P-O5'	-6.06	1.53	1.59
67	B1	2638	G	C4'-O4'	-6.06	1.37	1.45
68	B3	109	A	C2'-C1'	6.06	1.60	1.53
21	A2	348	C	C3'-C2'	-6.06	1.46	1.52
21	A2	762	G	C5'-C4'	6.06	1.58	1.51
20	A3	77	TYR	CG-CD2	6.06	1.47	1.39
21	A2	377	A	C2'-C1'	-6.06	1.46	1.53
21	A2	463	G	P-O5'	-6.06	1.53	1.59
67	B1	829	G	C5'-C4'	6.06	1.58	1.51
67	B1	1109	G	C5'-C4'	6.06	1.58	1.51
21	A2	140	C	O3'-P	-6.06	1.53	1.61
21	A2	781	U	C4'-O4'	6.06	1.53	1.45

*Continued on next page...*

*Continued from previous page...*

Mol	Chain	Res	Type	Atoms	Z	Observed(Å)	Ideal(Å)
21	A2	885	G	C3'-C2'	-6.06	1.46	1.52
67	B1	523	C	C3'-C2'	6.06	1.59	1.52
67	B1	959	U	P-O5'	-6.06	1.53	1.59
67	B1	1354	G	O4'-C1'	6.06	1.49	1.41
21	A2	952	A	O3'-P	-6.06	1.53	1.61
67	B1	2327	C	C4'-C3'	6.06	1.59	1.53
21	A2	58	U	O4'-C1'	6.05	1.49	1.41
21	A2	208	U	C5'-C4'	6.05	1.58	1.51
21	A2	1027	C	C3'-C2'	6.05	1.59	1.52
67	B1	711	C	C4'-O4'	-6.05	1.37	1.45
68	B3	78	C	P-O5'	-6.05	1.53	1.59
6	AC	89	TYR	CG-CD1	6.05	1.47	1.39
67	B1	381	G	C4'-O4'	6.05	1.53	1.45
15	AE	81	TYR	CB-CG	6.05	1.60	1.51
67	B1	1276	G	O3'-P	-6.05	1.53	1.61
67	B1	2347	G	C5'-C4'	6.05	1.58	1.51
67	B1	3030	A	C2'-C1'	6.05	1.60	1.53
21	A2	735	A	P-O5'	-6.05	1.53	1.59
65	BJ	129	ARG	NE-CZ	6.05	1.41	1.33
67	B1	2187	C	P-O5'	-6.05	1.53	1.59
67	B1	1188	C	C4'-O4'	6.05	1.53	1.45
67	B1	1310	A	C5'-C4'	6.05	1.58	1.51
11	A1	40	U	O4'-C1'	6.05	1.49	1.41
21	A2	158	U	O4'-C1'	6.05	1.49	1.41
21	A2	1187	A	O4'-C1'	6.05	1.49	1.41
67	B1	625	A	O3'-P	-6.05	1.53	1.61
67	B1	1507	A	C3'-C2'	-6.05	1.46	1.52
67	B1	2873	G	C2'-C1'	6.05	1.60	1.53
38	Bb	11	ARG	CD-NE	6.04	1.56	1.46
67	B1	243	G	C5'-C4'	6.04	1.58	1.51
21	A2	1377	G	C5'-C4'	6.04	1.58	1.51
21	A2	792	C	C5'-C4'	6.04	1.58	1.51
32	BO	136	GLU	CD-OE1	6.04	1.32	1.25
67	B1	325	G	C5'-C4'	6.04	1.58	1.51
21	A2	386	C	P-O5'	-6.04	1.53	1.59
21	A2	539	C	O3'-P	-6.04	1.53	1.61
67	B1	704	G	P-O5'	-6.04	1.53	1.59
67	B1	2864	G	O4'-C1'	6.04	1.49	1.41
68	B3	10	U	C4'-C3'	-6.04	1.46	1.53
67	B1	1305	C	C4'-C3'	6.04	1.59	1.53
28	B6	18	GLU	CD-OE1	-6.04	1.19	1.25
67	B1	409	C	C4'-O4'	6.04	1.53	1.45

*Continued on next page...*

*Continued from previous page...*

Mol	Chain	Res	Type	Atoms	Z	Observed(Å)	Ideal(Å)
67	B1	2817	U	C4'-O4'	6.04	1.53	1.45
21	A2	785	U	C3'-C2'	-6.03	1.46	1.52
67	B1	2755	G	C2'-C1'	-6.03	1.46	1.53
67	B1	2930	G	C2'-C1'	6.03	1.59	1.53
68	B3	28	C	O4'-C1'	6.03	1.49	1.41
67	B1	829	G	C2'-C1'	-6.03	1.46	1.53
67	B1	1618	G	C5'-C4'	6.03	1.58	1.51
30	AU	42	GLU	CD-OE1	6.03	1.32	1.25
67	B1	209	G	O4'-C1'	6.03	1.49	1.41
67	B1	1565	G	O3'-P	6.03	1.68	1.61
21	A2	420	C	O3'-P	-6.03	1.53	1.61
67	B1	181	U	O4'-C1'	-6.03	1.33	1.41
27	A0	10	G	C4'-O4'	-6.03	1.37	1.45
62	BN	109	GLY	CA-C	-6.03	1.42	1.51
67	B1	862	G	C2'-C1'	6.03	1.59	1.53
67	B1	1215	C	C2'-C1'	-6.03	1.46	1.53
67	B1	2937	U	C4'-C3'	6.03	1.59	1.53
15	AE	84	PRO	N-CA	-6.03	1.37	1.47
67	B1	777	A	C2'-O2'	-6.03	1.33	1.41
67	B1	1182	C	C5'-C4'	6.03	1.58	1.51
67	B1	1563	G	O3'-P	-6.03	1.53	1.61
67	B1	2575	U	O4'-C1'	6.03	1.49	1.41
67	B1	2681	A	C3'-C2'	6.02	1.59	1.52
67	B1	3034	C	O3'-P	-6.02	1.53	1.61
21	A2	318	C	C3'-C2'	6.02	1.59	1.52
21	A2	641	A	C2'-C1'	-6.02	1.46	1.53
21	A2	1088	U	C4'-O4'	6.02	1.53	1.45
67	B1	561	C	O3'-P	-6.02	1.53	1.61
67	B1	708	A	O4'-C1'	6.02	1.49	1.41
67	B1	2417	G	C2'-C1'	6.02	1.59	1.53
67	B1	1373	C	O4'-C1'	6.02	1.49	1.41
10	AD	147	GLU	CB-CG	6.02	1.63	1.52
11	A1	21	G	C3'-C2'	-6.02	1.46	1.52
21	A2	1216	A	O3'-P	-6.02	1.53	1.61
30	AU	128	PHE	CG-CD1	6.02	1.47	1.38
67	B1	312	G	O4'-C1'	6.02	1.49	1.41
67	B1	1488	C	C4'-C3'	6.02	1.59	1.53
21	A2	332	C	C3'-C2'	6.02	1.59	1.52
21	A2	420	C	C5'-C4'	6.02	1.58	1.51
67	B1	2027	G	C5'-C4'	6.02	1.58	1.51
67	B1	2199	U	C4'-C3'	6.02	1.59	1.53
21	A2	1053	A	O3'-P	-6.02	1.53	1.61

*Continued on next page...*

*Continued from previous page...*

Mol	Chain	Res	Type	Atoms	Z	Observed(Å)	Ideal(Å)
67	B1	1687	C	O4'-C1'	6.02	1.49	1.41
67	B1	1916	U	C5'-C4'	6.02	1.58	1.51
67	B1	2922	G	P-O5'	-6.02	1.53	1.59
3	AI	24	GLU	CD-OE2	6.01	1.32	1.25
67	B1	180	A	O3'-P	-6.01	1.53	1.61
67	B1	1497	C	C5'-C4'	6.01	1.58	1.51
25	AH	85	PHE	CA-C	6.01	1.68	1.52
27	A0	23	A	O3'-P	-6.01	1.53	1.61
58	BP	30	TRP	CD1-NE1	6.01	1.48	1.38
67	B1	1098	C	P-O5'	-6.01	1.53	1.59
67	B1	1749	C	C5'-C4'	6.01	1.58	1.51
67	B1	2383	A	C3'-C2'	-6.01	1.46	1.52
35	BL	11	LEU	CA-CB	6.01	1.67	1.53
67	B1	526	C	P-O5'	6.01	1.65	1.59
67	B1	1685	C	O3'-P	-6.01	1.53	1.61
67	B1	1170	G	O4'-C1'	-6.01	1.33	1.41
67	B1	2044	C	O3'-P	-6.01	1.53	1.61
67	B1	302	U	C4'-C3'	6.01	1.59	1.53
21	A2	163	C	C4'-C3'	6.00	1.59	1.53
21	A2	693	C	P-O5'	-6.00	1.53	1.59
21	A2	1472	G	C4'-C3'	-6.00	1.46	1.53
11	A1	68	C	P-O5'	-6.00	1.53	1.59
67	B1	582	A	P-O5'	-6.00	1.53	1.59
67	B1	2936	U	C5'-C4'	6.00	1.58	1.51
24	AA	128	ARG	CZ-NH1	6.00	1.40	1.33
54	BF	11	VAL	CA-CB	-6.00	1.42	1.54
67	B1	35	G	C4'-C3'	6.00	1.59	1.53
48	BR	23	ARG	CZ-NH2	6.00	1.40	1.33
67	B1	250	G	C5'-C4'	-6.00	1.44	1.51
67	B1	1104	A	C5'-C4'	6.00	1.58	1.51
67	B1	301	G	C2'-C1'	6.00	1.59	1.53
68	B3	75	G	C2'-C1'	6.00	1.59	1.53
21	A2	374	G	P-O5'	-6.00	1.53	1.59
41	Ba	61	ARG	CZ-NH2	6.00	1.40	1.33
67	B1	1287	G	C2'-O2'	-6.00	1.33	1.41
68	B3	40	G	P-O5'	-6.00	1.53	1.59
21	A2	348	C	P-O5'	-5.99	1.53	1.59
21	A2	1450	U	O3'-P	-5.99	1.53	1.61
25	AH	50	ARG	NE-CZ	5.99	1.40	1.33
67	B1	306	G	C5'-C4'	5.99	1.58	1.51
67	B1	1920	A	O5'-C5'	5.99	1.54	1.44
67	B1	2518	G	O4'-C1'	-5.99	1.33	1.41

*Continued on next page...*

*Continued from previous page...*

Mol	Chain	Res	Type	Atoms	Z	Observed(Å)	Ideal(Å)
21	A2	1264	G	O3'-P	-5.99	1.53	1.61
58	BP	17	TYR	CG-CD1	5.99	1.47	1.39
67	B1	392	G	C3'-C2'	-5.99	1.46	1.52
67	B1	566	G	O3'-P	-5.99	1.53	1.61
67	B1	1525	G	P-O5'	-5.99	1.53	1.59
67	B1	2479	C	C3'-C2'	-5.99	1.46	1.52
67	B1	2693	G	O4'-C1'	5.99	1.49	1.41
21	A2	469	U	C2'-C1'	-5.99	1.46	1.53
21	A2	606	U	O4'-C1'	5.99	1.49	1.41
21	A2	1011	C	P-O5'	-5.99	1.53	1.59
21	A2	1474	A	P-O5'	-5.99	1.53	1.59
67	B1	34	C	C3'-C2'	5.99	1.59	1.52
67	B1	1672	G	C3'-O3'	5.99	1.50	1.42
67	B1	2273	U	O4'-C1'	5.99	1.49	1.41
67	B1	2374	C	C2'-C1'	-5.99	1.46	1.53
67	B1	2599	C	P-O5'	-5.99	1.53	1.59
67	B1	31	G	C2'-C1'	-5.98	1.46	1.53
67	B1	459	C	C4'-C3'	5.98	1.59	1.53
67	B1	527	G	C2'-C1'	-5.98	1.46	1.53
67	B1	1527	G	C5'-C4'	5.98	1.58	1.51
21	A2	959	G	O3'-P	-5.98	1.53	1.61
21	A2	1294	G	O4'-C1'	5.98	1.49	1.41
23	AT	38	ARG	NE-CZ	5.98	1.40	1.33
67	B1	791	C	C4'-C3'	-5.98	1.46	1.52
67	B1	1619	C	C5'-C4'	5.98	1.58	1.51
67	B1	1749	C	O3'-P	-5.98	1.53	1.61
67	B1	1942	G	P-O5'	-5.98	1.53	1.59
67	B1	2836	G	C4'-C3'	5.98	1.59	1.53
67	B1	180	A	C3'-C2'	-5.98	1.46	1.52
67	B1	259	A	P-O5'	-5.98	1.53	1.59
68	B3	108	G	C2'-C1'	-5.98	1.46	1.53
67	B1	723	A	C2'-C1'	-5.98	1.46	1.53
67	B1	737	G	C4'-C3'	-5.98	1.46	1.52
67	B1	1821	C	O4'-C1'	5.98	1.49	1.41
67	B1	2794	G	C5'-C4'	5.97	1.58	1.51
67	B1	869	A	C4'-O4'	-5.97	1.37	1.45
67	B1	1255	C	C2'-C1'	5.97	1.59	1.53
67	B1	1514	C	C5'-C4'	5.97	1.58	1.51
67	B1	1771	C	O3'-P	-5.97	1.53	1.61
16	AJ	92	ARG	CZ-NH1	5.97	1.40	1.33
21	A2	272	C	O3'-P	-5.97	1.53	1.61
21	A2	765	U	P-O5'	-5.97	1.53	1.59

*Continued on next page...*



*Continued from previous page...*

Mol	Chain	Res	Type	Atoms	Z	Observed(Å)	Ideal(Å)
32	BO	92	TYR	CB-CG	-5.97	1.42	1.51
54	BF	132	VAL	CB-CG1	5.97	1.65	1.52
67	B1	604	A	O3'-P	-5.97	1.53	1.61
67	B1	2226	G	O4'-C1'	5.97	1.49	1.41
21	A2	1323	A	C5'-C4'	5.97	1.58	1.51
67	B1	482	A	C4'-O4'	5.97	1.53	1.45
21	A2	441	U	P-O5'	-5.97	1.53	1.59
21	A2	610	G	O3'-P	5.97	1.68	1.61
67	B1	2691	G	O4'-C1'	5.97	1.49	1.41
11	A1	32	A	P-O5'	5.96	1.65	1.59
11	A1	47	G	C4'-C3'	5.96	1.59	1.53
21	A2	363	C	C3'-C2'	5.96	1.59	1.52
21	A2	1272	G	C4'-O4'	5.96	1.53	1.45
67	B1	1233	U	O3'-P	-5.96	1.53	1.61
21	A2	39	U	C3'-C2'	-5.96	1.46	1.52
21	A2	245	U	C2'-C1'	5.96	1.59	1.53
67	B1	1581	A	C4'-O4'	5.96	1.53	1.45
11	A1	48	U	C4'-O4'	5.96	1.53	1.45
27	A0	44	C	O3'-P	-5.96	1.53	1.61
67	B1	191	U	O4'-C1'	5.96	1.49	1.41
67	B1	1356	A	C4'-C3'	5.96	1.59	1.53
67	B1	1830	U	C5'-C4'	5.96	1.58	1.51
67	B1	2770	A	C5'-C4'	5.96	1.58	1.51
67	B1	2012	G	C4'-O4'	5.96	1.53	1.45
67	B1	2506	G	C2'-C1'	5.96	1.59	1.53
21	A2	458	G	C2-N3	5.96	1.37	1.32
32	BO	179	GLU	CD-OE2	5.96	1.32	1.25
67	B1	1531	C	O4'-C1'	5.96	1.49	1.41
67	B1	1849	A	C4'-C3'	5.96	1.59	1.53
67	B1	2252	C	C4'-C3'	5.96	1.59	1.53
67	B1	2754	A	P-O5'	-5.96	1.53	1.59
68	B3	45	C	O4'-C1'	5.96	1.49	1.41
68	B3	116	C	C2'-C1'	-5.96	1.46	1.53
67	B1	1599	A	O4'-C1'	-5.96	1.33	1.41
67	B1	2239	C	P-O5'	-5.96	1.53	1.59
67	B1	939	A	C5'-C4'	5.96	1.58	1.51
67	B1	1771	C	C4'-O4'	-5.96	1.37	1.45
21	A2	54	C	C2'-C1'	-5.95	1.46	1.53
64	Bc	41	ARG	CZ-NH1	5.95	1.40	1.33
67	B1	1410	A	O3'-P	-5.95	1.54	1.61
21	A2	721	A	C2'-C1'	5.95	1.59	1.53
21	A2	1018	C	C2'-C1'	-5.95	1.46	1.53

*Continued on next page...*

*Continued from previous page...*

Mol	Chain	Res	Type	Atoms	Z	Observed(Å)	Ideal(Å)
21	A2	1157	G	P-O5'	-5.95	1.53	1.59
67	B1	1516	C	C3'-C2'	-5.95	1.46	1.52
67	B1	2857	C	O3'-P	-5.95	1.54	1.61
21	A2	535	U	C5'-C4'	5.95	1.58	1.51
21	A2	888	A	C2'-C1'	-5.95	1.46	1.53
67	B1	1185	A	C5'-C4'	5.95	1.58	1.51
67	B1	2995	A	C2'-C1'	5.95	1.59	1.53
21	A2	76	U	O4'-C1'	5.95	1.49	1.41
21	A2	35	G	C2'-C1'	-5.95	1.46	1.53
21	A2	1070	C	C4'-O4'	-5.95	1.37	1.45
27	A0	23	A	C2'-C1'	-5.95	1.46	1.53
46	BA	24	PHE	CB-CG	5.95	1.61	1.51
67	B1	1702	C	C4'-C3'	5.95	1.59	1.53
67	B1	2075	U	C2'-C1'	5.95	1.59	1.53
67	B1	2845	C	C2'-C1'	-5.95	1.46	1.53
21	A2	937	A	C2'-C1'	-5.94	1.46	1.53
21	A2	1423	A	O3'-P	-5.94	1.54	1.61
27	A0	31	A	P-O5'	-5.94	1.53	1.59
67	B1	1434	C	O4'-C1'	5.94	1.49	1.41
67	B1	1845	C	C3'-C2'	5.94	1.59	1.52
21	A2	1064	C	O4'-C1'	5.94	1.49	1.41
21	A2	1157	G	C3'-C2'	-5.94	1.46	1.52
21	A2	1328	G	C4'-O4'	-5.94	1.37	1.45
25	AH	12	PRO	CA-C	-5.94	1.41	1.52
67	B1	532	G	P-O5'	-5.94	1.53	1.59
67	B1	2949	G	C3'-C2'	-5.94	1.46	1.52
15	AE	8	ARG	CZ-NH1	5.94	1.40	1.33
19	AS	5	ARG	CD-NE	5.94	1.56	1.46
67	B1	192	U	O4'-C1'	5.94	1.49	1.41
67	B1	236	G	C2'-C1'	-5.94	1.46	1.53
67	B1	1524	A	O4'-C1'	-5.94	1.33	1.41
21	A2	1228	A	P-O5'	5.94	1.65	1.59
67	B1	468	A	C4'-C3'	-5.94	1.46	1.52
67	B1	468	A	P-O5'	-5.94	1.53	1.59
67	B1	1170	G	C5'-C4'	5.94	1.58	1.51
67	B1	2257	A	C5'-C4'	5.94	1.58	1.51
67	B1	2955	G	C2'-C1'	-5.94	1.46	1.53
21	A2	489	C	C2'-C1'	-5.93	1.46	1.53
67	B1	773	U	C3'-O3'	5.93	1.50	1.42
67	B1	1305	C	O3'-P	-5.93	1.54	1.61
67	B1	2013	A	O3'-P	-5.93	1.54	1.61
67	B1	2124	C	C4'-O4'	-5.93	1.37	1.45

*Continued on next page...*

*Continued from previous page...*

Mol	Chain	Res	Type	Atoms	Z	Observed(Å)	Ideal(Å)
67	B1	2483	U	C4'-C3'	5.93	1.59	1.53
21	A2	518	U	P-O5'	5.93	1.65	1.59
27	A0	20	U	P-O5'	-5.93	1.53	1.59
67	B1	1517	G	O4'-C1'	-5.93	1.33	1.41
67	B1	2971	U	C2'-C1'	-5.93	1.46	1.53
16	AJ	7	ARG	CZ-NH2	5.93	1.40	1.33
67	B1	218	A	C2'-C1'	5.93	1.59	1.53
27	A0	7	G	P-O5'	-5.93	1.53	1.59
58	BP	41	ARG	CZ-NH1	5.93	1.40	1.33
67	B1	939	A	C3'-C2'	5.93	1.59	1.52
67	B1	2783	C	C2'-C1'	-5.93	1.46	1.53
67	B1	2031	G	C2'-C1'	5.93	1.59	1.53
21	A2	198	A	P-O5'	-5.93	1.53	1.59
21	A2	707	A	P-O5'	5.93	1.65	1.59
44	BW	45	ARG	NE-CZ	5.93	1.40	1.33
58	BP	3	ARG	CZ-NH2	5.93	1.40	1.33
67	B1	1285	C	O4'-C1'	5.93	1.49	1.41
67	B1	1501	G	C5'-C4'	5.93	1.58	1.51
67	B1	227	G	P-O5'	5.92	1.65	1.59
67	B1	595	C	O4'-C1'	5.92	1.49	1.41
67	B1	2460	A	P-O5'	-5.92	1.53	1.59
40	BE	157	ARG	CD-NE	5.92	1.56	1.46
67	B1	583	A	O3'-P	-5.92	1.54	1.61
67	B1	2040	A	C2'-C1'	5.92	1.59	1.53
67	B1	2706	C	C2'-C1'	-5.92	1.46	1.53
67	B1	74	A	O4'-C1'	5.92	1.49	1.41
67	B1	1527	G	O4'-C1'	5.92	1.49	1.41
28	AV	60	PHE	CG-CD1	5.92	1.47	1.38
67	B1	2437	G	O4'-C1'	5.92	1.49	1.41
21	A2	1108	U	C2'-C1'	-5.92	1.46	1.53
67	B1	1296	A	O3'-P	5.92	1.68	1.61
38	Bb	117	ARG	NE-CZ	5.92	1.40	1.33
67	B1	806	C	C3'-C2'	5.92	1.59	1.52
67	B1	1921	U	O4'-C1'	5.92	1.49	1.41
67	B1	2528	U	C5'-C4'	5.92	1.58	1.51
21	A2	1029	G	C3'-O3'	5.92	1.50	1.42
21	A2	289	C	C2'-C1'	-5.91	1.46	1.53
67	B1	1165	C	O3'-P	-5.91	1.54	1.61
67	B1	2569	G	C2'-O2'	-5.91	1.33	1.41
67	B1	2730	U	C4'-O4'	-5.91	1.37	1.45
67	B1	2944	G	C3'-O3'	5.91	1.50	1.42
67	B1	53	A	O4'-C1'	-5.91	1.33	1.41

*Continued on next page...*

*Continued from previous page...*

Mol	Chain	Res	Type	Atoms	Z	Observed(Å)	Ideal(Å)
67	B1	446	G	O3'-P	-5.91	1.54	1.61
67	B1	2244	G	C2'-C1'	-5.91	1.46	1.53
21	A2	662	C	P-O5'	-5.91	1.53	1.59
67	B1	675	G	C4'-C3'	5.91	1.59	1.53
68	B3	56	C	O3'-P	-5.91	1.54	1.61
14	AM	84	ARG	CZ-NH2	5.91	1.40	1.33
21	A2	508	C	O4'-C1'	5.91	1.49	1.41
67	B1	1296	A	P-O5'	-5.91	1.53	1.59
59	BM	32	ARG	CZ-NH2	5.91	1.40	1.33
62	BN	20	ARG	CZ-NH2	5.91	1.40	1.33
67	B1	2570	A	O3'-P	-5.91	1.54	1.61
21	A2	526	A	P-O5'	-5.90	1.53	1.59
43	Bk	43	ARG	CD-NE	5.90	1.56	1.46
21	A2	13	C	C3'-O3'	5.90	1.50	1.42
67	B1	1048	C	C3'-O3'	5.90	1.50	1.42
67	B1	1730	C	O4'-C1'	5.90	1.49	1.41
67	B1	2853	A	O3'-P	-5.90	1.54	1.61
67	B1	2920	C	P-O5'	-5.90	1.53	1.59
54	BF	34	GLU	CG-CD	5.90	1.60	1.51
67	B1	1999	G	P-O5'	-5.90	1.53	1.59
67	B1	2099	G	O4'-C1'	-5.90	1.33	1.41
67	B1	2315	G	C3'-C2'	-5.90	1.46	1.52
67	B1	2545	A	C4'-C3'	5.90	1.59	1.53
6	AC	105	ARG	NE-CZ	5.90	1.40	1.33
21	A2	230	C	O3'-P	-5.90	1.54	1.61
21	A2	301	G	O4'-C1'	5.90	1.49	1.41
21	A2	608	G	C2'-C1'	-5.90	1.46	1.53
21	A2	1466	G	P-O5'	-5.90	1.53	1.59
67	B1	718	G	C2'-C1'	-5.90	1.46	1.53
21	A2	303	G	C2'-C1'	-5.90	1.46	1.53
67	B1	80	G	C2'-C1'	-5.90	1.46	1.53
67	B1	280	A	O4'-C1'	5.90	1.49	1.41
67	B1	1714	G	C2'-C1'	-5.90	1.46	1.53
16	AJ	16	ARG	CZ-NH2	5.89	1.40	1.33
67	B1	976	C	C4'-O4'	5.89	1.53	1.45
67	B1	1038	U	C3'-C2'	5.89	1.59	1.52
67	B1	1697	G	O3'-P	-5.89	1.54	1.61
67	B1	2256	G	C5'-C4'	5.89	1.58	1.51
67	B1	2628	U	C5'-C4'	5.89	1.58	1.51
21	A2	725	C	C2'-C1'	-5.89	1.46	1.53
21	A2	877	A	P-O5'	5.89	1.65	1.59
21	A2	1117	A	C3'-C2'	5.89	1.59	1.52

*Continued on next page...*

*Continued from previous page...*

Mol	Chain	Res	Type	Atoms	Z	Observed(Å)	Ideal(Å)
67	B1	189	U	O4'-C1'	5.89	1.49	1.41
67	B1	465	C	P-O5'	-5.89	1.53	1.59
67	B1	774	G	C2'-C1'	-5.89	1.46	1.53
67	B1	2296	A	O4'-C1'	5.89	1.49	1.41
67	B1	2480	G	C4'-C3'	5.89	1.59	1.53
67	B1	2507	C	O3'-P	-5.89	1.54	1.61
67	B1	2515	U	P-O5'	-5.89	1.53	1.59
21	A2	360	A	O3'-P	-5.89	1.54	1.61
21	A2	502	U	O3'-P	-5.89	1.54	1.61
21	A2	595	U	O4'-C1'	5.89	1.49	1.41
21	A2	849	U	C4'-C3'	5.89	1.59	1.53
67	B1	201	C	C2'-C1'	-5.89	1.46	1.53
67	B1	2493	A	P-O5'	-5.89	1.53	1.59
67	B1	2760	A	O4'-C1'	5.89	1.49	1.41
13	AX	62	ARG	CD-NE	5.89	1.56	1.46
21	A2	1433	C	C2'-C1'	-5.89	1.46	1.53
36	Bf	12	ARG	CD-NE	-5.89	1.36	1.46
67	B1	727	A	O4'-C1'	5.89	1.49	1.41
67	B1	832	A	O4'-C1'	5.89	1.49	1.41
67	B1	2161	A	O3'-P	-5.89	1.54	1.61
67	B1	895	C	P-O5'	-5.89	1.53	1.59
67	B1	1630	U	O4'-C1'	5.89	1.49	1.41
68	B3	105	G	C4'-O4'	5.89	1.53	1.45
21	A2	375	G	O3'-P	-5.88	1.54	1.61
67	B1	813	G	C2'-C1'	5.88	1.59	1.53
67	B1	1831	C	C3'-O3'	5.88	1.50	1.42
21	A2	666	G	C5'-C4'	-5.88	1.44	1.51
44	BW	22	ARG	CZ-NH2	5.88	1.40	1.33
68	B3	3	G	C4'-C3'	5.88	1.59	1.53
21	A2	665	G	O4'-C1'	-5.88	1.34	1.41
21	A2	887	G	C5'-C4'	5.88	1.58	1.51
21	A2	1374	C	O3'-P	5.88	1.68	1.61
30	AU	5	TYR	CG-CD1	5.88	1.46	1.39
49	BQ	43	ARG	CD-NE	5.88	1.56	1.46
67	B1	768	C	C3'-C2'	-5.88	1.46	1.52
67	B1	1038	U	P-O5'	-5.88	1.53	1.59
67	B1	1836	A	C3'-C2'	-5.88	1.46	1.52
67	B1	2047	U	C2'-C1'	5.88	1.59	1.53
57	BZ	8	ARG	CZ-NH1	5.88	1.40	1.33
27	A0	22	G	C4'-C3'	5.88	1.59	1.53
44	BW	8	GLU	CG-CD	5.88	1.60	1.51
67	B1	242	C	P-O5'	-5.88	1.53	1.59

*Continued on next page...*

*Continued from previous page...*

Mol	Chain	Res	Type	Atoms	Z	Observed(Å)	Ideal(Å)
67	B1	497	G	C3'-O3'	5.88	1.50	1.42
21	A2	710	G	C3'-O3'	5.88	1.50	1.42
11	A1	13	C	O4'-C1'	5.87	1.49	1.41
21	A2	301	G	C2'-C1'	-5.87	1.46	1.53
21	A2	591	G	O4'-C1'	-5.87	1.34	1.41
21	A2	935	G	O4'-C1'	5.87	1.49	1.41
33	BC	130	ARG	NE-CZ	5.87	1.40	1.33
37	BU	47	ARG	CD-NE	5.87	1.56	1.46
60	BS	126	ARG	CZ-NH2	5.87	1.40	1.33
67	B1	1478	G	C3'-O3'	5.87	1.50	1.42
67	B1	2362	U	C3'-C2'	-5.87	1.46	1.52
67	B1	2274	C	C2'-C1'	5.87	1.59	1.53
21	A2	18	C	C5'-C4'	5.87	1.58	1.51
67	B1	251	C	C2'-C1'	-5.87	1.46	1.53
67	B1	818	A	C3'-C2'	5.87	1.59	1.52
67	B1	1393	C	C2'-O2'	-5.87	1.34	1.41
67	B1	2007	C	C4'-C3'	5.87	1.59	1.53
67	B1	2459	G	C2'-C1'	5.87	1.59	1.53
12	AN	30	TYR	CE2-CZ	5.86	1.46	1.38
21	A2	241	U	C2'-C1'	5.86	1.59	1.53
21	A2	428	G	C4'-O4'	5.86	1.53	1.45
67	B1	419	G	O4'-C1'	5.86	1.49	1.41
67	B1	2272	G	C3'-O3'	5.86	1.50	1.42
21	A2	730	G	C4'-C3'	5.86	1.59	1.53
67	B1	831	C	C3'-C2'	-5.86	1.46	1.52
67	B1	2809	G	C4'-C3'	5.86	1.59	1.53
21	A2	273	C	C5'-C4'	5.86	1.58	1.51
21	A2	1288	C	O3'-P	-5.86	1.54	1.61
21	A2	1291	G	O3'-P	-5.86	1.54	1.61
67	B1	1985	G	C2'-C1'	-5.86	1.47	1.53
67	B1	2834	C	C5'-C4'	5.86	1.58	1.51
21	A2	275	A	C2'-C1'	5.86	1.59	1.53
21	A2	598	U	P-O5'	-5.86	1.53	1.59
67	B1	1498	C	P-O5'	-5.86	1.53	1.59
21	A2	381	C	O3'-P	5.86	1.68	1.61
67	B1	2194	A	O4'-C1'	5.86	1.49	1.41
68	B3	4	C	O4'-C1'	5.86	1.49	1.41
6	AC	26	ARG	CZ-NH1	5.86	1.40	1.33
21	A2	26	A	P-O5'	-5.86	1.53	1.59
21	A2	300	G	C2'-C1'	5.86	1.59	1.53
67	B1	727	A	C3'-C2'	-5.86	1.46	1.52
67	B1	1318	G	C2'-C1'	-5.86	1.47	1.53

*Continued on next page...*

*Continued from previous page...*

Mol	Chain	Res	Type	Atoms	Z	Observed(Å)	Ideal(Å)
67	B1	2542	G	C2'-C1'	5.86	1.59	1.53
67	B1	17	C	P-O5'	-5.85	1.53	1.59
21	A2	1041	C	C2'-C1'	-5.85	1.47	1.53
53	BD	83	VAL	C-N	5.85	1.45	1.34
67	B1	1283	G	O4'-C1'	-5.85	1.34	1.41
67	B1	2082	C	C2'-C1'	5.85	1.59	1.53
67	B1	2434	A	O3'-P	-5.85	1.54	1.61
67	B1	2557	C	P-O5'	-5.85	1.53	1.59
21	A2	40	C	O3'-P	-5.85	1.54	1.61
21	A2	106	A	C4'-C3'	-5.85	1.46	1.52
21	A2	166	A	C4'-C3'	5.85	1.59	1.53
21	A2	255	G	C5'-C4'	5.85	1.58	1.51
21	A2	1192	C	C2'-C1'	5.85	1.59	1.53
21	A2	1407	U	C5'-C4'	5.85	1.58	1.51
67	B1	242	C	C2'-C1'	-5.85	1.47	1.53
67	B1	683	C	O4'-C1'	5.85	1.49	1.41
67	B1	2267	U	C4'-O4'	5.85	1.53	1.45
67	B1	2568	A	O3'-P	-5.85	1.54	1.61
67	B1	1281	A	O4'-C1'	-5.85	1.34	1.41
67	B1	2464	G	C5'-C4'	5.85	1.58	1.51
67	B1	391	C	C5'-C4'	5.85	1.58	1.51
67	B1	1301	G	C4'-C3'	-5.85	1.46	1.52
67	B1	1708	U	C5'-C4'	5.85	1.58	1.51
21	A2	310	G	C2'-C1'	-5.84	1.47	1.53
21	A2	1450	U	O4'-C1'	5.84	1.49	1.41
30	AU	15	ARG	CD-NE	5.84	1.56	1.46
67	B1	2261	C	O4'-C1'	5.84	1.49	1.41
67	B1	2472	A	P-O5'	5.84	1.65	1.59
59	BM	38	ARG	NE-CZ	5.84	1.40	1.33
67	B1	194	G	C3'-O3'	5.84	1.50	1.42
67	B1	2971	U	O3'-P	-5.84	1.54	1.61
28	AV	20	TYR	CZ-OH	5.84	1.47	1.37
65	BJ	10	ARG	CZ-NH1	5.84	1.40	1.33
67	B1	1221	U	C4'-O4'	-5.84	1.38	1.45
67	B1	1961	G	P-O5'	-5.84	1.53	1.59
21	A2	829	U	C3'-C2'	5.84	1.59	1.52
67	B1	925	U	C5'-C4'	5.84	1.58	1.51
67	B1	1645	U	O4'-C1'	5.84	1.49	1.41
67	B1	2530	G	O4'-C1'	-5.84	1.34	1.41
21	A2	1301	U	C2'-C1'	-5.84	1.47	1.53
67	B1	1985	G	C3'-C2'	-5.84	1.46	1.52
21	A2	556	G	C4'-C3'	-5.84	1.46	1.52

*Continued on next page...*

*Continued from previous page...*

Mol	Chain	Res	Type	Atoms	Z	Observed(Å)	Ideal(Å)
21	A2	629	U	O4'-C1'	5.84	1.49	1.41
21	A2	992	G	O3'-P	-5.84	1.54	1.61
67	B1	562	G	C3'-O3'	5.84	1.50	1.42
67	B1	1682	C	P-O5'	-5.84	1.53	1.59
67	B1	2250	G	P-O5'	5.84	1.65	1.59
21	A2	803	C	C3'-C2'	5.83	1.59	1.52
67	B1	151	G	C2'-C1'	-5.83	1.47	1.53
67	B1	248	C	C3'-O3'	5.83	1.50	1.42
67	B1	888	U	C4'-O4'	-5.83	1.38	1.45
67	B1	1306	A	C5'-C4'	5.83	1.58	1.51
67	B1	2535	C	P-O5'	-5.83	1.53	1.59
67	B1	2607	U	P-O5'	-5.83	1.53	1.59
21	A2	640	U	O4'-C1'	5.83	1.49	1.41
21	A2	818	A	C5'-C4'	5.83	1.58	1.51
21	A2	1137	G	C5'-C4'	5.83	1.58	1.51
21	A2	1381	G	C2'-C1'	5.83	1.59	1.53
67	B1	2496	G	P-O5'	-5.83	1.53	1.59
67	B1	2064	U	C3'-C2'	5.83	1.59	1.52
68	B3	59	C	O4'-C1'	5.83	1.49	1.41
21	A2	1408	C	P-O5'	-5.83	1.53	1.59
27	A0	48	C	C2'-C1'	-5.83	1.47	1.53
67	B1	498	U	P-O5'	-5.83	1.53	1.59
67	B1	2621	U	O4'-C1'	5.83	1.49	1.41
67	B1	2965	C	C3'-O3'	5.83	1.50	1.42
68	B3	46	G	C3'-O3'	-5.83	1.33	1.42
10	AD	45	GLU	CD-OE2	5.83	1.32	1.25
67	B1	232	U	C4'-C3'	-5.83	1.46	1.52
11	A1	15	G	C2'-C1'	5.83	1.59	1.53
19	AS	37	GLU	CG-CD	5.83	1.60	1.51
21	A2	399	A	C2'-C1'	-5.83	1.47	1.53
67	B1	1497	C	C3'-C2'	5.83	1.59	1.52
67	B1	1548	A	C5'-C4'	5.83	1.58	1.51
67	B1	2086	C	C4'-O4'	-5.83	1.38	1.45
67	B1	2450	A	C5'-C4'	5.83	1.58	1.51
67	B1	2886	C	C3'-C2'	5.83	1.59	1.52
21	A2	444	G	O4'-C1'	5.82	1.49	1.41
21	A2	1006	C	C5'-C4'	5.82	1.58	1.51
50	BV	34	SER	CA-CB	5.82	1.61	1.52
67	B1	1922	A	P-O5'	-5.82	1.53	1.59
67	B1	2343	G	C2'-C1'	-5.82	1.47	1.53
67	B1	2810	G	P-O5'	-5.82	1.53	1.59
47	BI	63	ARG	CD-NE	5.82	1.56	1.46

*Continued on next page...*



*Continued from previous page...*

Mol	Chain	Res	Type	Atoms	Z	Observed(Å)	Ideal(Å)
28	B6	6	LYS	N-CA	-5.82	1.34	1.46
67	B1	28	A	O3'-P	-5.82	1.54	1.61
67	B1	756	C	C4'-C3'	-5.82	1.46	1.52
21	A2	145	A	O3'-P	-5.82	1.54	1.61
67	B1	765	G	C4'-C3'	5.82	1.59	1.53
68	B3	2	G	O3'-P	-5.82	1.54	1.61
20	A3	108	ARG	NE-CZ	5.82	1.40	1.33
67	B1	1912	A	O4'-C1'	5.82	1.49	1.41
67	B1	2653	G	O3'-P	-5.82	1.54	1.61
21	A2	55	G	C4'-C3'	5.82	1.59	1.53
67	B1	1227	A	C4'-O4'	5.82	1.53	1.45
68	B3	3	G	C3'-C2'	-5.82	1.46	1.52
16	AJ	53	ARG	CD-NE	5.81	1.56	1.46
67	B1	304	G	O4'-C1'	-5.81	1.34	1.41
67	B1	2182	A	C4'-O4'	-5.81	1.38	1.45
17	AO	64	GLU	CD-OE2	5.81	1.32	1.25
21	A2	122	C	C2'-C1'	-5.81	1.47	1.53
21	A2	1123	G	C2'-C1'	-5.81	1.47	1.53
67	B1	1686	C	O4'-C1'	5.81	1.49	1.41
67	B1	2648	C	C2'-O2'	5.81	1.49	1.41
21	A2	453	G	C5'-C4'	5.81	1.58	1.51
67	B1	1956	G	C3'-O3'	-5.81	1.34	1.42
67	B1	2976	G	P-O5'	-5.81	1.53	1.59
21	A2	162	C	P-O5'	-5.81	1.53	1.59
21	A2	246	A	C2'-C1'	5.81	1.59	1.53
21	A2	1141	G	P-O5'	-5.81	1.53	1.59
40	BE	66	ARG	NE-CZ	5.81	1.40	1.33
67	B1	327	G	O4'-C1'	-5.81	1.34	1.41
67	B1	1627	G	C5'-C4'	5.81	1.58	1.51
67	B1	2022	U	P-O5'	-5.81	1.53	1.59
67	B1	2620	G	C3'-C2'	5.81	1.59	1.52
67	B1	1163	U	C2'-O2'	-5.81	1.34	1.41
67	B1	1850	C	C2'-C1'	5.81	1.59	1.53
67	B1	2147	C	C3'-O3'	5.81	1.50	1.42
67	B1	2585	G	C2'-C1'	-5.81	1.47	1.53
68	B3	30	G	P-O5'	-5.81	1.53	1.59
67	B1	955	A	P-O5'	5.81	1.65	1.59
21	A2	19	G	O4'-C1'	-5.80	1.34	1.41
67	B1	1089	C	C5'-C4'	5.80	1.58	1.51
67	B1	615	A	O4'-C1'	-5.80	1.34	1.41
21	A2	490	C	C3'-C2'	5.80	1.59	1.52
21	A2	946	G	O4'-C1'	-5.80	1.34	1.41

*Continued on next page...*

*Continued from previous page...*

Mol	Chain	Res	Type	Atoms	Z	Observed(Å)	Ideal(Å)
21	A2	1477	U	P-O5'	-5.80	1.53	1.59
67	B1	191	U	O3'-P	-5.80	1.54	1.61
67	B1	1901	A	C4'-O4'	5.80	1.53	1.45
21	A2	49	C	O4'-C1'	5.80	1.49	1.41
67	B1	912	G	O4'-C1'	5.80	1.49	1.41
67	B1	1407	A	O5'-C5'	-5.80	1.33	1.42
67	B1	2838	U	C3'-C2'	5.80	1.59	1.52
21	A2	393	A	C3'-O3'	5.80	1.50	1.42
67	B1	109	G	P-O5'	-5.80	1.53	1.59
67	B1	2316	U	C5'-C4'	5.80	1.58	1.51
21	A2	311	A	O3'-P	5.80	1.68	1.61
21	A2	561	A	P-O5'	5.80	1.65	1.59
67	B1	630	G	C4'-O4'	5.80	1.53	1.45
67	B1	1868	C	C2'-O2'	5.80	1.49	1.41
67	B1	2418	G	O4'-C1'	5.80	1.49	1.41
67	B1	2431	C	O3'-P	-5.80	1.54	1.61
67	B1	2654	C	C5'-C4'	5.80	1.58	1.51
67	B1	753	A	O4'-C1'	-5.79	1.34	1.41
20	A3	122	MET	CA-C	-5.79	1.37	1.52
27	A0	67	G	O4'-C1'	-5.79	1.34	1.41
67	B1	163	G	P-O5'	5.79	1.65	1.59
67	B1	522	A	C5'-C4'	5.79	1.58	1.51
67	B1	709	A	O4'-C1'	5.79	1.49	1.41
67	B1	1410	A	C2'-C1'	-5.79	1.47	1.53
67	B1	1952	G	O4'-C1'	5.79	1.49	1.41
68	B3	1	C	C2'-C1'	-5.79	1.47	1.53
16	AJ	39	GLU	CB-CG	5.79	1.63	1.52
21	A2	1110	U	O3'-P	-5.79	1.54	1.61
62	BN	17	TYR	CE1-CZ	5.79	1.46	1.38
67	B1	2039	U	C2'-C1'	-5.79	1.47	1.53
67	B1	2704	A	O4'-C1'	5.79	1.49	1.41
67	B1	2387	A	C2'-C1'	-5.79	1.47	1.53
21	A2	90	C	O3'-P	-5.79	1.54	1.61
27	A0	33	U	C2'-C1'	5.79	1.59	1.53
67	B1	972	C	C5'-C4'	5.79	1.58	1.51
67	B1	1476	C	C4'-C3'	5.79	1.59	1.53
67	B1	2018	C	C5'-C4'	5.79	1.58	1.51
67	B1	2839	A	C5'-C4'	5.79	1.58	1.51
32	BO	78	GLY	N-CA	-5.79	1.37	1.46
21	A2	182	A	C2'-C1'	-5.79	1.47	1.53
67	B1	414	G	C2'-C1'	5.79	1.59	1.53
67	B1	438	G	P-O5'	-5.79	1.53	1.59

*Continued on next page...*

*Continued from previous page...*

Mol	Chain	Res	Type	Atoms	Z	Observed(Å)	Ideal(Å)
67	B1	585	G	O4'-C1'	5.79	1.49	1.41
67	B1	620	G	O4'-C1'	-5.79	1.34	1.41
67	B1	894	C	C3'-C2'	-5.79	1.46	1.52
67	B1	958	A	C2'-C1'	-5.79	1.47	1.53
67	B1	1932	G	C4'-C3'	-5.79	1.46	1.52
21	A2	5	C	P-O5'	-5.78	1.53	1.59
21	A2	1324	U	C5'-C4'	5.78	1.58	1.51
21	A2	1332	C	P-O5'	-5.78	1.53	1.59
52	BB	234	ARG	CZ-NH2	5.78	1.40	1.33
67	B1	1264	G	O4'-C1'	5.78	1.49	1.41
67	B1	1496	A	O4'-C1'	-5.78	1.34	1.41
67	B1	1696	G	O4'-C1'	5.78	1.49	1.41
67	B1	1843	C	C4'-O4'	5.78	1.53	1.45
67	B1	2412	A	C4'-O4'	5.78	1.53	1.45
21	A2	593	G	O4'-C1'	5.78	1.49	1.41
67	B1	1078	G	O4'-C1'	5.78	1.49	1.41
67	B1	1868	C	P-O5'	-5.78	1.53	1.59
21	A2	349	A	C4'-O4'	5.78	1.53	1.45
21	A2	1252	C	P-O5'	-5.78	1.53	1.59
67	B1	21	C	C5'-C4'	5.78	1.58	1.51
67	B1	1496	A	C5'-C4'	5.78	1.58	1.51
67	B1	1860	A	C2'-O2'	-5.78	1.34	1.41
67	B1	1903	G	C2'-C1'	5.78	1.59	1.53
67	B1	1299	C	C4'-O4'	5.78	1.53	1.45
67	B1	35	G	O4'-C1'	5.78	1.49	1.41
67	B1	1540	A	P-O5'	5.78	1.65	1.59
67	B1	2305	U	C5'-C4'	5.78	1.58	1.51
12	AN	24	ARG	CZ-NH2	5.78	1.40	1.33
21	A2	251	G	O4'-C1'	-5.78	1.34	1.41
21	A2	1256	C	C4'-C3'	5.78	1.59	1.53
52	BB	208	GLU	CG-CD	5.78	1.60	1.51
67	B1	1507	A	O4'-C1'	5.78	1.49	1.41
21	A2	23	G	C2'-C1'	-5.77	1.47	1.53
21	A2	729	G	C4'-O4'	-5.77	1.38	1.45
64	Bc	59	ARG	CD-NE	5.77	1.56	1.46
67	B1	877	U	C2'-C1'	-5.77	1.47	1.53
67	B1	1342	G	C3'-C2'	5.77	1.59	1.52
67	B1	2209	U	C5'-C4'	5.77	1.58	1.51
21	A2	251	G	C4'-O4'	-5.77	1.38	1.45
21	A2	576	C	C3'-C2'	-5.77	1.46	1.52
67	B1	666	A	O3'-P	-5.77	1.54	1.61
67	B1	686	C	C4'-C3'	-5.77	1.46	1.52

*Continued on next page...*

*Continued from previous page...*

Mol	Chain	Res	Type	Atoms	Z	Observed(Å)	Ideal(Å)
67	B1	1370	G	C4'-C3'	5.77	1.59	1.53
67	B1	1451	A	C5'-C4'	5.77	1.58	1.51
67	B1	1911	G	O3'-P	-5.77	1.54	1.61
67	B1	2414	G	C3'-O3'	5.77	1.50	1.42
67	B1	105	C	C2'-C1'	-5.77	1.47	1.53
67	B1	196	A	C2'-C1'	-5.77	1.47	1.53
67	B1	2523	C	C5'-C4'	5.77	1.58	1.51
67	B1	2616	C	C2'-C1'	5.77	1.59	1.53
14	AM	130	GLY	C-N	5.77	1.43	1.33
21	A2	636	G	C3'-O3'	5.77	1.50	1.42
67	B1	307	C	C5'-C4'	5.77	1.58	1.51
67	B1	1224	A	O4'-C1'	-5.77	1.34	1.41
67	B1	2180	C	O4'-C1'	5.77	1.49	1.41
67	B1	2807	C	C4'-C3'	-5.77	1.46	1.52
21	A2	296	A	O4'-C1'	5.77	1.49	1.41
67	B1	403	G	C3'-O3'	5.77	1.50	1.42
67	B1	1703	G	C3'-C2'	-5.77	1.46	1.52
21	A2	238	G	C2'-C1'	5.76	1.59	1.53
21	A2	634	C	C5'-C4'	5.76	1.58	1.51
21	A2	827	G	C3'-C2'	-5.76	1.46	1.52
67	B1	1197	G	C5'-C4'	5.76	1.58	1.51
21	A2	1092	G	C4'-C3'	5.76	1.59	1.53
21	A2	1397	C	C3'-O3'	5.76	1.50	1.42
27	A0	73	G	C3'-C2'	5.76	1.59	1.52
67	B1	513	C	C4'-O4'	-5.76	1.38	1.45
67	B1	1466	U	O4'-C1'	5.76	1.49	1.41
68	B3	46	G	P-O5'	-5.76	1.53	1.59
11	A1	11	C	C5'-C4'	5.76	1.58	1.51
21	A2	150	G	C2'-C1'	5.76	1.59	1.53
21	A2	918	A	C2'-C1'	5.76	1.59	1.53
37	BU	53	ARG	CD-NE	5.76	1.56	1.46
54	BF	37	ARG	CZ-NH2	5.76	1.40	1.33
67	B1	2615	U	C4'-C3'	-5.76	1.46	1.52
67	B1	1437	C	C2'-C1'	-5.76	1.47	1.53
21	A2	1122	C	P-O5'	-5.76	1.53	1.59
21	A2	1191	G	C3'-C2'	5.76	1.59	1.52
67	B1	314	A	O4'-C1'	-5.76	1.34	1.41
67	B1	691	G	P-O5'	-5.76	1.53	1.59
67	B1	1532	G	C2'-C1'	-5.76	1.47	1.53
67	B1	1611	C	C2'-C1'	-5.76	1.47	1.53
67	B1	1827	A	O3'-P	-5.76	1.54	1.61
67	B1	2196	C	C4'-C3'	5.76	1.59	1.53

*Continued on next page...*

*Continued from previous page...*

Mol	Chain	Res	Type	Atoms	Z	Observed(Å)	Ideal(Å)
67	B1	2678	U	O4'-C1'	-5.76	1.34	1.41
13	AX	58	ARG	NE-CZ	5.75	1.40	1.33
21	A2	812	U	O4'-C1'	5.75	1.49	1.41
67	B1	200	G	C2'-C1'	-5.75	1.47	1.53
67	B1	1498	C	C2'-C1'	-5.75	1.47	1.53
67	B1	2979	C	C5'-C4'	5.75	1.58	1.51
21	A2	406	U	C4'-C3'	5.75	1.59	1.53
21	A2	1478	A	O3'-P	-5.75	1.54	1.61
67	B1	1364	C	C5'-C4'	5.75	1.58	1.51
21	A2	414	G	C4'-O4'	-5.75	1.38	1.45
67	B1	592	C	P-O5'	-5.75	1.54	1.59
67	B1	609	G	C5'-C4'	5.75	1.58	1.51
15	AE	137	ARG	CD-NE	5.75	1.56	1.46
30	AU	76	TYR	CG-CD2	5.75	1.46	1.39
67	B1	1066	C	C3'-C2'	-5.75	1.46	1.52
67	B1	1590	C	C2'-C1'	-5.75	1.47	1.53
67	B1	2223	G	C4'-C3'	-5.75	1.46	1.52
12	AN	77	LEU	CA-CB	-5.74	1.40	1.53
21	A2	1250	C	C4'-C3'	-5.74	1.46	1.52
67	B1	613	C	C3'-O3'	5.74	1.50	1.42
67	B1	905	G	P-O5'	-5.74	1.54	1.59
67	B1	1408	G	O4'-C1'	5.74	1.49	1.41
67	B1	1950	G	O4'-C1'	-5.74	1.34	1.41
67	B1	2679	A	C4'-C3'	5.74	1.59	1.53
21	A2	1158	G	O4'-C1'	-5.74	1.34	1.41
21	A2	1169	C	C3'-C2'	-5.74	1.46	1.52
67	B1	1446	G	O3'-P	-5.74	1.54	1.61
67	B1	1461	G	P-O5'	-5.74	1.54	1.59
67	B1	2928	C	C4'-C3'	-5.74	1.46	1.52
18	AF	8	TYR	CG-CD1	5.74	1.46	1.39
21	A2	601	G	O3'-P	-5.74	1.54	1.61
21	A2	621	G	O3'-P	-5.74	1.54	1.61
33	BC	26	ARG	NE-CZ	5.74	1.40	1.33
37	BU	74	TYR	CB-CG	-5.74	1.43	1.51
67	B1	795	G	C3'-O3'	5.74	1.50	1.42
67	B1	1717	C	C5'-C4'	5.74	1.58	1.51
67	B1	2655	C	P-O5'	-5.74	1.54	1.59
67	B1	2680	A	P-O5'	-5.74	1.54	1.59
21	A2	1206	G	O3'-P	-5.74	1.54	1.61
67	B1	840	G	C3'-O3'	5.74	1.50	1.42
67	B1	1295	G	C4'-C3'	5.74	1.59	1.53
37	BU	112	ARG	NE-CZ	5.74	1.40	1.33

*Continued on next page...*

*Continued from previous page...*

Mol	Chain	Res	Type	Atoms	Z	Observed(Å)	Ideal(Å)
53	BD	27	ARG	NE-CZ	5.74	1.40	1.33
67	B1	1964	G	O4'-C1'	-5.74	1.34	1.41
21	A2	1142	G	C3'-C2'	5.74	1.59	1.52
25	AH	198	SER	CA-CB	5.74	1.61	1.52
67	B1	1273	C	C5'-C4'	5.74	1.58	1.51
67	B1	2720	U	C2'-C1'	5.73	1.59	1.53
21	A2	741	A	C2'-C1'	-5.73	1.47	1.53
50	BV	40	TYR	CG-CD2	5.73	1.46	1.39
67	B1	215	A	C4'-O4'	5.73	1.53	1.45
67	B1	835	G	O3'-P	-5.73	1.54	1.61
21	A2	515	U	O3'-P	-5.73	1.54	1.61
21	A2	893	U	P-O5'	-5.73	1.54	1.59
21	A2	992	G	C4'-O4'	5.73	1.53	1.45
21	A2	1080	C	C2'-C1'	-5.73	1.47	1.53
67	B1	380	A	C5'-C4'	5.73	1.58	1.51
67	B1	2301	C	P-O5'	-5.73	1.54	1.59
11	A1	3	G	C3'-O3'	5.73	1.50	1.42
21	A2	591	G	C4'-C3'	5.73	1.59	1.53
21	A2	1135	G	C5'-C4'	5.73	1.58	1.51
46	BA	215	GLU	CD-OE2	5.73	1.31	1.25
65	BJ	119	ARG	CZ-NH2	5.73	1.40	1.33
67	B1	1815	C	C3'-C2'	5.73	1.59	1.52
8	AR	51	ARG	CZ-NH2	5.73	1.40	1.33
46	BA	118	GLY	N-CA	-5.73	1.37	1.46
66	Bl	49	ARG	CZ-NH1	5.73	1.40	1.33
67	B1	2382	A	C4'-O4'	5.73	1.52	1.45
67	B1	2410	U	C4'-C3'	5.73	1.59	1.53
11	A1	3	G	C5'-C4'	5.73	1.58	1.51
21	A2	568	C	C4'-C3'	5.73	1.59	1.53
21	A2	834	C	C3'-C2'	-5.73	1.46	1.52
21	A2	1123	G	C3'-C2'	-5.73	1.46	1.52
11	A1	66	C	C4'-C3'	-5.72	1.46	1.52
21	A2	1114	G	P-O5'	5.72	1.65	1.59
21	A2	1165	U	P-O5'	-5.72	1.54	1.59
21	A2	1293	A	C3'-C2'	5.72	1.59	1.52
43	Bk	148	ARG	CD-NE	5.72	1.56	1.46
67	B1	1626	A	O4'-C1'	5.72	1.49	1.41
21	A2	689	C	P-O5'	-5.72	1.54	1.59
21	A2	1357	C	O4'-C1'	-5.72	1.34	1.41
67	B1	544	A	C3'-C2'	-5.72	1.46	1.52
67	B1	2428	C	O4'-C1'	5.72	1.49	1.41
21	A2	774	U	C4'-C3'	-5.72	1.46	1.52

*Continued on next page...*

*Continued from previous page...*

Mol	Chain	Res	Type	Atoms	Z	Observed(Å)	Ideal(Å)
21	A2	837	C	O3'-P	-5.72	1.54	1.61
21	A2	948	G	C5'-C4'	5.72	1.58	1.51
67	B1	1405	G	P-OP2	-5.72	1.39	1.49
5	AW	15	ARG	CD-NE	5.72	1.56	1.46
21	A2	170	C	C4'-O4'	5.72	1.52	1.45
67	B1	2882	G	C3'-C2'	-5.72	1.46	1.52
68	B3	105	G	P-O5'	-5.72	1.54	1.59
21	A2	366	C	C5'-C4'	5.72	1.58	1.51
21	A2	436	A	O4'-C1'	5.72	1.49	1.41
21	A2	1480	G	C3'-C2'	-5.72	1.46	1.52
67	B1	1744	A	C4'-C3'	5.72	1.59	1.53
67	B1	1792	A	C3'-C2'	-5.72	1.46	1.52
67	B1	2236	C	C2'-C1'	-5.72	1.47	1.53
7	AB	160	GLY	CA-C	-5.71	1.42	1.51
21	A2	101	G	C4'-C3'	5.71	1.59	1.53
67	B1	225	C	O3'-P	-5.71	1.54	1.61
67	B1	668	G	C4'-C3'	5.71	1.59	1.53
67	B1	1900	U	C2'-C1'	-5.71	1.47	1.53
21	A2	604	C	O4'-C1'	5.71	1.49	1.41
43	Bk	75	GLU	CG-CD	5.71	1.60	1.51
67	B1	2293	G	P-O5'	5.71	1.65	1.59
67	B1	3000	U	C2'-C1'	-5.71	1.47	1.53
21	A2	857	C	C4'-C3'	5.71	1.59	1.53
21	A2	1386	C	C2'-C1'	-5.71	1.47	1.53
67	B1	17	C	C4'-C3'	5.71	1.59	1.53
67	B1	608	C	C2'-C1'	-5.71	1.47	1.53
67	B1	1537	U	C4'-O4'	-5.71	1.38	1.45
67	B1	2077	A	C3'-C2'	5.71	1.59	1.52
21	A2	705	C	C5'-C4'	5.71	1.58	1.51
21	A2	1266	A	P-O5'	-5.71	1.54	1.59
67	B1	391	C	C4'-C3'	-5.71	1.46	1.52
68	B3	46	G	C2'-C1'	-5.71	1.47	1.53
7	AB	34	ARG	CZ-NH2	5.71	1.40	1.33
67	B1	785	C	O3'-P	-5.71	1.54	1.61
67	B1	1954	U	C2'-C1'	5.71	1.59	1.53
67	B1	2781	A	C5'-C4'	5.71	1.58	1.51
14	AM	66	ARG	NE-CZ	5.71	1.40	1.33
21	A2	1470	G	C5'-C4'	5.71	1.58	1.51
27	A0	35	U	C2'-C1'	-5.71	1.47	1.53
67	B1	1767	C	C4'-C3'	-5.71	1.46	1.52
67	B1	2756	G	O4'-C1'	5.71	1.49	1.41
46	BA	46	PHE	CG-CD2	5.71	1.47	1.38

*Continued on next page...*

*Continued from previous page...*

Mol	Chain	Res	Type	Atoms	Z	Observed(Å)	Ideal(Å)
67	B1	2034	G	O3'-P	-5.71	1.54	1.61
21	A2	776	C	C3'-C2'	-5.70	1.46	1.52
34	B5	72	ARG	CD-NE	5.70	1.56	1.46
67	B1	656	G	C2'-C1'	-5.70	1.47	1.53
67	B1	1493	C	O4'-C1'	5.70	1.49	1.41
67	B1	1594	G	C2'-C1'	-5.70	1.47	1.53
67	B1	2348	G	P-O5'	-5.70	1.54	1.59
67	B1	2626	U	O4'-C1'	5.70	1.49	1.41
21	A2	107	C	C5'-C4'	5.70	1.58	1.51
21	A2	959	G	C2'-C1'	5.70	1.59	1.53
21	A2	1299	A	P-O5'	-5.70	1.54	1.59
27	A0	37	A	C2'-C1'	5.70	1.59	1.53
34	BK	45	ARG	CZ-NH1	5.70	1.40	1.33
61	Bd	66	ARG	NE-CZ	5.70	1.40	1.33
67	B1	1650	U	C5'-C4'	5.70	1.58	1.51
68	B3	28	C	O3'-P	-5.70	1.54	1.61
21	A2	896	A	O4'-C1'	-5.70	1.34	1.41
67	B1	763	A	O3'-P	-5.70	1.54	1.61
67	B1	810	A	O4'-C1'	5.70	1.49	1.41
67	B1	912	G	C2'-C1'	-5.70	1.47	1.53
67	B1	1313	G	P-O5'	5.70	1.65	1.59
67	B1	2935	A	O3'-P	-5.70	1.54	1.61
67	B1	158	C	C3'-C2'	5.70	1.59	1.52
67	B1	2496	G	C5'-C4'	5.70	1.58	1.51
67	B1	981	A	C5'-C4'	5.70	1.58	1.51
67	B1	3045	G	O3'-P	5.70	1.68	1.61
67	B1	641	G	O3'-P	-5.69	1.54	1.61
21	A2	333	A	C2'-C1'	5.69	1.59	1.53
21	A2	724	C	C5'-C4'	5.69	1.58	1.51
67	B1	1391	C	O3'-P	-5.69	1.54	1.61
67	B1	1984	G	C5'-C4'	-5.69	1.44	1.51
10	AD	103	ARG	CD-NE	5.69	1.56	1.46
67	B1	486	A	C3'-O3'	5.69	1.50	1.42
67	B1	971	G	C2'-C1'	-5.69	1.47	1.53
21	A2	498	C	O4'-C1'	5.69	1.49	1.41
53	BD	90	ARG	NE-CZ	5.69	1.40	1.33
67	B1	1022	G	O4'-C1'	-5.69	1.34	1.41
67	B1	1131	G	P-O5'	-5.69	1.54	1.59
67	B1	1449	C	C4'-C3'	-5.69	1.46	1.52
67	B1	1603	G	C5'-C4'	5.69	1.58	1.51
67	B1	1648	C	C2'-C1'	-5.69	1.47	1.53
21	A2	851	C	O4'-C1'	5.69	1.49	1.41

*Continued on next page...*



*Continued from previous page...*

Mol	Chain	Res	Type	Atoms	Z	Observed(Å)	Ideal(Å)
67	B1	1153	U	C3'-O3'	5.69	1.50	1.42
46	BA	119	ARG	CZ-NH2	5.68	1.40	1.33
67	B1	698	U	O4'-C1'	5.68	1.49	1.41
67	B1	1856	G	C5'-C4'	5.68	1.58	1.51
67	B1	2202	U	C2'-C1'	-5.68	1.47	1.53
21	A2	1018	C	C4'-C3'	5.68	1.59	1.53
34	BK	72	ARG	CD-NE	5.68	1.56	1.46
67	B1	415	U	C4'-C3'	5.68	1.59	1.53
67	B1	635	G	C5'-C4'	5.68	1.58	1.51
67	B1	1347	U	O3'-P	-5.68	1.54	1.61
67	B1	1565	G	C2'-C1'	-5.68	1.47	1.53
67	B1	2288	C	P-O5'	-5.68	1.54	1.59
67	B1	2634	U	O3'-P	-5.68	1.54	1.61
21	A2	433	U	C4'-C3'	-5.68	1.46	1.52
21	A2	529	C	C3'-O3'	-5.68	1.34	1.42
67	B1	1586	G	C3'-C2'	5.68	1.59	1.52
67	B1	1706	G	O4'-C1'	-5.68	1.34	1.41
67	B1	2350	G	O4'-C1'	5.68	1.49	1.41
21	A2	1002	G	P-O5'	5.68	1.65	1.59
21	A2	1288	C	P-O5'	-5.68	1.54	1.59
58	BP	87	GLU	CB-CG	5.68	1.62	1.52
67	B1	15	A	C2'-C1'	5.68	1.59	1.53
67	B1	161	C	C3'-C2'	5.68	1.59	1.52
67	B1	594	U	P-O5'	-5.68	1.54	1.59
67	B1	1963	G	C5'-C4'	5.68	1.58	1.51
21	A2	356	G	O4'-C1'	5.68	1.49	1.41
21	A2	542	G	P-O5'	-5.68	1.54	1.59
21	A2	723	G	O5'-C5'	5.68	1.53	1.44
21	A2	889	G	C5'-C4'	5.68	1.58	1.51
21	A2	1227	A	O4'-C1'	5.68	1.49	1.41
68	B3	125	U	C2'-C1'	5.68	1.59	1.53
21	A2	956	C	C3'-C2'	-5.68	1.46	1.52
21	A2	1010	G	O3'-P	-5.68	1.54	1.61
67	B1	499	A	O4'-C1'	5.68	1.49	1.41
67	B1	1153	U	C3'-C2'	5.68	1.59	1.52
67	B1	1643	A	O4'-C1'	5.68	1.49	1.41
67	B1	2602	G	O3'-P	-5.68	1.54	1.61
21	A2	858	A	C2'-C1'	-5.67	1.47	1.53
21	A2	1408	C	O3'-P	-5.67	1.54	1.61
67	B1	1203	C	O4'-C1'	5.67	1.49	1.41
67	B1	1249	G	P-O5'	5.67	1.65	1.59
67	B1	2229	G	P-O5'	-5.67	1.54	1.59

*Continued on next page...*

*Continued from previous page...*

Mol	Chain	Res	Type	Atoms	Z	Observed(Å)	Ideal(Å)
21	A2	727	G	O4'-C1'	-5.67	1.34	1.41
67	B1	1642	G	C5'-C4'	5.67	1.58	1.51
67	B1	2888	G	P-O5'	5.67	1.65	1.59
68	B3	86	C	C2'-C1'	5.67	1.59	1.53
21	A2	180	G	P-O5'	-5.67	1.54	1.59
21	A2	614	G	O4'-C1'	5.67	1.49	1.41
21	A2	1479	C	O4'-C1'	5.67	1.49	1.41
67	B1	1183	U	O4'-C1'	5.67	1.49	1.41
67	B1	1464	A	C3'-C2'	-5.67	1.46	1.52
67	B1	661	G	O3'-P	-5.67	1.54	1.61
67	B1	971	G	C3'-C2'	-5.67	1.46	1.52
43	Bk	38	LEU	N-CA	-5.67	1.35	1.46
67	B1	1159	U	C5'-C4'	5.67	1.58	1.51
67	B1	1891	C	P-O5'	-5.67	1.54	1.59
21	A2	98	U	C2'-C1'	-5.67	1.47	1.53
21	A2	723	G	C3'-C2'	5.67	1.59	1.52
21	A2	741	A	O4'-C1'	5.67	1.49	1.41
21	A2	1376	C	C4'-C3'	5.67	1.59	1.53
32	BO	113	ARG	NE-CZ	5.67	1.40	1.33
40	BE	71	ARG	CD-NE	5.67	1.56	1.46
67	B1	697	U	C3'-C2'	-5.67	1.46	1.52
67	B1	880	U	C5'-C4'	5.67	1.58	1.51
67	B1	1054	A	P-O5'	-5.67	1.54	1.59
67	B1	1635	G	O4'-C1'	5.67	1.49	1.41
67	B1	2802	G	C5'-C4'	5.67	1.58	1.51
15	AE	151	SER	CA-CB	5.67	1.61	1.52
67	B1	1244	C	C5'-C4'	5.67	1.58	1.51
67	B1	2890	A	C2'-C1'	5.67	1.59	1.53
21	A2	1093	C	C4'-O4'	5.66	1.52	1.45
67	B1	1373	C	P-O5'	5.66	1.65	1.59
67	B1	2090	A	C2'-C1'	-5.66	1.47	1.53
67	B1	2181	G	O4'-C1'	5.66	1.49	1.41
67	B1	2823	G	C2'-O2'	5.66	1.49	1.41
67	B1	2974	U	C2'-C1'	-5.66	1.47	1.53
14	AM	103	ARG	CD-NE	5.66	1.56	1.46
67	B1	2722	G	P-O5'	5.66	1.65	1.59
8	AR	63	TYR	CG-CD2	5.66	1.46	1.39
49	BQ	8	ARG	CZ-NH1	5.66	1.40	1.33
67	B1	1927	C	O4'-C1'	5.66	1.49	1.41
3	AI	128	TYR	CZ-OH	5.66	1.47	1.37
58	BP	42	ARG	CZ-NH1	5.66	1.40	1.33
67	B1	1207	G	C3'-O3'	5.66	1.50	1.42

*Continued on next page...*

*Continued from previous page...*

Mol	Chain	Res	Type	Atoms	Z	Observed(Å)	Ideal(Å)
67	B1	2258	A	P-O5'	-5.66	1.54	1.59
67	B1	1503	C	C4'-C3'	5.66	1.59	1.53
67	B1	2058	C	C5'-C4'	5.66	1.58	1.51
14	AM	65	ARG	NE-CZ	5.66	1.40	1.33
21	A2	1075	A	C3'-C2'	5.66	1.59	1.52
67	B1	413	A	O3'-P	-5.66	1.54	1.61
67	B1	615	A	C5'-C4'	5.66	1.58	1.51
21	A2	1300	A	C2'-O2'	-5.65	1.34	1.41
20	B4	103	GLU	CG-CD	5.65	1.60	1.51
67	B1	1683	C	C4'-C3'	5.65	1.59	1.53
67	B1	1914	U	C5'-C4'	-5.65	1.44	1.51
15	AE	8	ARG	CD-NE	5.65	1.56	1.46
21	A2	590	G	C4'-O4'	5.65	1.52	1.45
21	A2	1325	C	C2'-C1'	-5.65	1.47	1.53
67	B1	2182	A	C2'-O2'	-5.65	1.34	1.41
67	B1	2383	A	C2'-C1'	-5.65	1.47	1.53
21	A2	470	G	C4'-O4'	-5.65	1.38	1.45
21	A2	668	G	P-O5'	-5.65	1.54	1.59
29	AL	89	ARG	NE-CZ	5.65	1.40	1.33
67	B1	1323	U	P-O5'	-5.65	1.54	1.59
67	B1	1344	C	P-O5'	-5.65	1.54	1.59
67	B1	1629	G	O4'-C1'	-5.65	1.34	1.41
2	AK	42	ARG	CZ-NH2	5.65	1.40	1.33
21	A2	1252	C	C3'-C2'	-5.65	1.46	1.52
25	AH	215	ARG	CZ-NH2	5.65	1.40	1.33
21	A2	324	C	C4'-C3'	5.65	1.59	1.53
21	A2	1132	C	C5'-C4'	5.65	1.58	1.51
67	B1	2191	U	O4'-C1'	5.65	1.49	1.41
67	B1	2418	G	C5'-C4'	5.65	1.58	1.51
68	B3	64	C	P-O5'	-5.65	1.54	1.59
21	A2	26	A	O5'-C5'	-5.65	1.33	1.42
21	A2	377	A	P-O5'	5.65	1.65	1.59
67	B1	2339	C	C4'-C3'	-5.65	1.47	1.52
21	A2	549	A	C2'-C1'	5.64	1.59	1.53
21	A2	931	C	C2'-C1'	-5.64	1.47	1.53
65	BJ	51	ARG	NE-CZ	5.64	1.40	1.33
67	B1	650	C	P-O5'	-5.64	1.54	1.59
67	B1	1726	A	O4'-C1'	-5.64	1.34	1.41
67	B1	444	U	P-O5'	-5.64	1.54	1.59
67	B1	911	G	O3'-P	-5.64	1.54	1.61
6	AC	118	ARG	NE-CZ	5.64	1.40	1.33
21	A2	174	G	C4'-C3'	5.64	1.59	1.53

*Continued on next page...*

*Continued from previous page...*

Mol	Chain	Res	Type	Atoms	Z	Observed(Å)	Ideal(Å)
21	A2	295	G	C2'-C1'	-5.64	1.47	1.53
67	B1	152	G	O3'-P	-5.64	1.54	1.61
67	B1	1544	C	C5'-C4'	5.64	1.58	1.51
67	B1	1996	C	C4'-C3'	5.64	1.59	1.53
67	B1	2993	G	C4'-C3'	5.64	1.59	1.53
21	A2	83	C	P-O5'	-5.64	1.54	1.59
28	AV	29	PRO	CA-C	-5.64	1.41	1.52
65	BJ	124	ARG	CZ-NH2	5.64	1.40	1.33
67	B1	335	C	O3'-P	-5.64	1.54	1.61
67	B1	1857	A	C4'-C3'	5.64	1.59	1.53
21	A2	546	G	O4'-C1'	5.64	1.49	1.41
21	A2	546	G	C2'-C1'	-5.64	1.47	1.53
21	A2	848	G	O3'-P	-5.64	1.54	1.61
67	B1	962	C	C5'-C4'	5.64	1.58	1.51
67	B1	1399	C	C5'-C4'	5.64	1.58	1.51
68	B3	68	C	C4'-C3'	5.64	1.59	1.53
21	A2	246	A	O4'-C1'	5.64	1.49	1.41
21	A2	356	G	O3'-P	-5.64	1.54	1.61
67	B1	992	G	C2'-C1'	-5.64	1.47	1.53
67	B1	2300	C	C2'-C1'	-5.64	1.47	1.53
21	A2	1392	G	C3'-O3'	-5.63	1.34	1.42
44	BW	65	ARG	CZ-NH2	5.63	1.40	1.33
66	Bl	61	ARG	CZ-NH2	5.63	1.40	1.33
67	B1	481	G	C2'-C1'	5.63	1.59	1.53
67	B1	1289	C	C4'-C3'	5.63	1.59	1.53
21	A2	1390	G	P-O5'	-5.63	1.54	1.59
67	B1	1500	C	P-O5'	-5.63	1.54	1.59
67	B1	2468	C	C5'-C4'	5.63	1.58	1.51
17	AO	132	ARG	CZ-NH2	5.63	1.40	1.33
67	B1	1055	C	C5'-C4'	5.63	1.58	1.51
67	B1	508	G	C5'-C4'	5.63	1.58	1.51
67	B1	676	G	C5'-C4'	5.63	1.58	1.51
21	A2	1399	G	C5'-C4'	5.63	1.58	1.51
21	A2	1483	U	C2'-C1'	5.63	1.59	1.53
32	BO	115	SER	CA-CB	5.63	1.61	1.52
59	BM	31	ARG	CZ-NH1	5.63	1.40	1.33
67	B1	53	A	P-O5'	5.63	1.65	1.59
67	B1	1650	U	C3'-O3'	5.63	1.50	1.42
67	B1	1756	C	P-O5'	-5.63	1.54	1.59
67	B1	2352	G	O3'-P	-5.63	1.54	1.61
24	AA	169	GLU	CB-CG	5.62	1.62	1.52
36	Bf	50	LYS	N-CA	-5.62	1.35	1.46

*Continued on next page...*

*Continued from previous page...*

Mol	Chain	Res	Type	Atoms	Z	Observed(Å)	Ideal(Å)
67	B1	688	G	C5'-C4'	5.62	1.58	1.51
67	B1	2698	G	C2'-C1'	5.62	1.59	1.53
21	A2	708	C	O4'-C1'	-5.62	1.34	1.41
21	A2	1182	G	P-O5'	5.62	1.65	1.59
25	AH	174	TYR	CA-CB	5.62	1.66	1.53
67	B1	1354	G	C2'-C1'	5.62	1.59	1.53
67	B1	1360	G	C3'-C2'	-5.62	1.46	1.52
67	B1	1630	U	C2'-C1'	5.62	1.59	1.53
21	A2	772	G	C3'-C2'	-5.62	1.46	1.52
26	AP	55	TYR	CE1-CZ	5.62	1.45	1.38
67	B1	1375	G	C4'-C3'	5.62	1.59	1.53
67	B1	1697	G	O4'-C1'	-5.62	1.34	1.41
21	A2	869	U	C5'-C4'	5.62	1.58	1.51
67	B1	1081	U	C3'-C2'	-5.62	1.46	1.52
67	B1	1302	G	C5'-C4'	5.62	1.58	1.51
67	B1	1761	C	C4'-C3'	5.62	1.59	1.53
67	B1	2726	G	O4'-C1'	5.62	1.49	1.41
67	B1	922	C	C5'-C4'	5.62	1.58	1.51
67	B1	1621	G	O3'-P	-5.62	1.54	1.61
67	B1	2194	A	P-O5'	5.62	1.65	1.59
21	A2	307	G	O4'-C1'	-5.62	1.34	1.41
21	A2	687	G	C2'-O2'	5.62	1.49	1.41
21	A2	852	G	P-O5'	-5.62	1.54	1.59
67	B1	424	U	C4'-O4'	5.62	1.52	1.45
67	B1	2690	U	C3'-C2'	5.62	1.59	1.52
11	A1	15	G	C3'-C2'	-5.61	1.46	1.52
11	A1	59	A	C2'-C1'	5.61	1.59	1.53
23	AT	11	TYR	CE2-CZ	5.61	1.45	1.38
28	B6	4	ARG	CZ-NH1	5.61	1.40	1.33
67	B1	282	G	C2'-C1'	-5.61	1.47	1.53
67	B1	1413	A	P-O5'	-5.61	1.54	1.59
67	B1	2917	G	C4'-C3'	5.61	1.59	1.53
14	AM	135	ARG	CZ-NH2	5.61	1.40	1.33
21	A2	467	G	O4'-C1'	5.61	1.49	1.41
21	A2	620	G	C4'-C3'	5.61	1.59	1.53
21	A2	973	U	O4'-C1'	5.61	1.49	1.41
21	A2	1091	C	C5'-C4'	5.61	1.58	1.51
67	B1	1136	G	C2'-C1'	-5.61	1.47	1.53
67	B1	1897	G	O4'-C1'	-5.61	1.34	1.41
67	B1	2636	C	C4'-O4'	5.61	1.52	1.45
67	B1	626	C	C2'-C1'	5.61	1.59	1.53
67	B1	2587	G	O3'-P	-5.61	1.54	1.61

*Continued on next page...*

*Continued from previous page...*

Mol	Chain	Res	Type	Atoms	Z	Observed(Å)	Ideal(Å)
67	B1	2817	U	C2'-C1'	-5.61	1.47	1.53
20	A3	79	TYR	CD2-CE2	5.61	1.47	1.39
21	A2	249	U	C2'-C1'	-5.61	1.47	1.53
67	B1	630	G	C3'-C2'	-5.61	1.46	1.52
67	B1	1595	G	O4'-C1'	-5.61	1.34	1.41
67	B1	2825	A	C2'-C1'	5.61	1.59	1.53
21	A2	149	U	C4'-C3'	-5.61	1.47	1.52
21	A2	323	A	O4'-C1'	-5.61	1.34	1.41
21	A2	364	U	C2'-C1'	5.61	1.59	1.53
21	A2	568	C	C5'-C4'	5.61	1.58	1.51
21	A2	846	G	C5'-C4'	5.61	1.58	1.51
67	B1	225	C	P-O5'	-5.61	1.54	1.59
67	B1	555	G	C4'-O4'	5.61	1.52	1.45
67	B1	919	G	C4'-C3'	5.61	1.59	1.53
67	B1	1043	U	C3'-C2'	-5.61	1.46	1.52
67	B1	2804	C	C2'-C1'	5.61	1.59	1.53
68	B3	88	A	O4'-C1'	5.61	1.49	1.41
67	B1	1310	A	C2'-C1'	-5.60	1.47	1.53
67	B1	1514	C	P-O5'	-5.60	1.54	1.59
67	B1	2526	G	C2'-C1'	5.60	1.59	1.53
10	AD	110	TYR	CE1-CZ	5.60	1.45	1.38
21	A2	102	U	C3'-O3'	5.60	1.50	1.42
21	A2	1323	A	C4'-C3'	5.60	1.59	1.53
67	B1	1434	C	C2'-C1'	-5.60	1.47	1.53
67	B1	2005	A	C4'-O4'	-5.60	1.38	1.45
33	BC	6	ARG	CZ-NH1	5.60	1.40	1.33
67	B1	219	G	C5'-C4'	5.60	1.58	1.51
21	A2	364	U	O3'-P	-5.60	1.54	1.61
21	A2	1131	G	C5'-C4'	5.60	1.58	1.51
67	B1	1478	G	P-O5'	-5.60	1.54	1.59
21	A2	228	G	C2'-C1'	5.60	1.59	1.53
65	BJ	94	GLY	CA-C	5.60	1.60	1.51
67	B1	1382	C	C5'-C4'	5.60	1.58	1.51
67	B1	1951	G	O4'-C1'	5.60	1.49	1.41
17	AO	44	GLY	N-CA	-5.59	1.37	1.46
21	A2	535	U	C4'-O4'	-5.59	1.38	1.45
21	A2	1263	C	C4'-O4'	-5.59	1.38	1.45
21	A2	1310	C	C3'-C2'	5.59	1.59	1.52
33	BC	125	TYR	CD2-CE2	5.59	1.47	1.39
67	B1	249	G	C4'-O4'	-5.59	1.38	1.45
67	B1	1429	A	O4'-C1'	-5.59	1.34	1.41
67	B1	2802	G	C2'-C1'	5.59	1.59	1.53

*Continued on next page...*

*Continued from previous page...*

Mol	Chain	Res	Type	Atoms	Z	Observed(Å)	Ideal(Å)
67	B1	1385	C	O4'-C1'	5.59	1.49	1.41
19	AS	8	PHE	CG-CD1	5.59	1.47	1.38
67	B1	122	G	O4'-C1'	5.59	1.49	1.41
67	B1	155	U	O3'-P	-5.59	1.54	1.61
21	A2	361	A	C2'-C1'	-5.59	1.47	1.53
21	A2	814	C	O3'-P	-5.59	1.54	1.61
61	Bd	58	PRO	N-CD	5.59	1.55	1.47
67	B1	967	G	P-O5'	5.59	1.65	1.59
67	B1	1445	G	O4'-C1'	5.59	1.49	1.41
67	B1	2157	U	O3'-P	-5.59	1.54	1.61
35	BL	11	LEU	CA-C	-5.59	1.38	1.52
68	B3	122	C	O3'-P	-5.59	1.54	1.61
6	AC	140	ARG	CZ-NH2	5.58	1.40	1.33
52	BB	24	PHE	CE1-CZ	5.58	1.48	1.37
67	B1	242	C	C4'-C3'	5.58	1.59	1.53
67	B1	642	G	P-O5'	5.58	1.65	1.59
67	B1	1234	A	C4'-C3'	5.58	1.59	1.53
67	B1	1872	G	C2'-C1'	-5.58	1.47	1.53
21	A2	887	G	O4'-C1'	-5.58	1.34	1.41
40	BE	24	ARG	CD-NE	5.58	1.55	1.46
67	B1	51	G	P-O5'	-5.58	1.54	1.59
67	B1	1836	A	C2'-C1'	5.58	1.59	1.53
4	AG	85	ARG	CD-NE	5.58	1.55	1.46
21	A2	486	A	C2'-C1'	-5.58	1.47	1.53
21	A2	1072	C	C3'-O3'	5.58	1.50	1.42
21	A2	1094	U	C4'-O4'	5.58	1.52	1.45
21	A2	879	U	C2'-C1'	5.58	1.59	1.53
6	AC	147	TYR	CZ-OH	5.58	1.47	1.37
11	A1	77	A	P-O5'	-5.58	1.54	1.59
21	A2	805	C	C3'-O3'	5.58	1.50	1.42
67	B1	49	A	O4'-C1'	5.58	1.49	1.41
67	B1	1765	A	O4'-C1'	5.58	1.49	1.41
68	B3	47	G	O3'-P	-5.58	1.54	1.61
15	AE	171	ARG	CD-NE	5.58	1.55	1.46
67	B1	2032	G	C3'-C2'	5.58	1.59	1.52
67	B1	2289	A	P-O5'	5.58	1.65	1.59
21	A2	803	C	C4'-C3'	5.58	1.59	1.53
4	AG	75	ARG	CZ-NH2	5.57	1.40	1.33
21	A2	601	G	O4'-C1'	-5.57	1.34	1.41
21	A2	616	G	O3'-P	-5.57	1.54	1.61
21	A2	1156	A	O4'-C1'	-5.57	1.34	1.41
67	B1	466	C	P-O5'	-5.57	1.54	1.59

*Continued on next page...*

*Continued from previous page...*

Mol	Chain	Res	Type	Atoms	Z	Observed(Å)	Ideal(Å)
67	B1	1758	U	C4'-C3'	5.57	1.59	1.53
31	BY	53	TYR	CE1-CZ	5.57	1.45	1.38
67	B1	540	A	O4'-C1'	5.57	1.48	1.41
67	B1	577	C	C3'-C2'	-5.57	1.46	1.52
67	B1	803	A	O4'-C1'	5.57	1.48	1.41
21	A2	60	A	C5'-C4'	5.57	1.58	1.51
21	A2	682	A	C4'-O4'	-5.57	1.38	1.45
21	A2	1089	C	C4'-O4'	5.57	1.52	1.45
21	A2	1491	C	P-O5'	-5.57	1.54	1.59
67	B1	2196	C	C4'-O4'	5.57	1.52	1.45
1	AQ	100	ARG	CZ-NH1	5.57	1.40	1.33
67	B1	425	U	C4'-C3'	5.57	1.59	1.53
67	B1	491	G	P-O5'	-5.57	1.54	1.59
67	B1	1261	C	P-O5'	-5.57	1.54	1.59
21	A2	1163	U	P-O5'	-5.57	1.54	1.59
67	B1	636	G	C5'-C4'	5.57	1.58	1.51
67	B1	859	G	C4'-C3'	5.57	1.59	1.53
67	B1	1677	A	O4'-C1'	5.57	1.48	1.41
68	B3	74	U	C2'-O2'	-5.57	1.34	1.41
67	B1	2379	G	O4'-C1'	-5.56	1.34	1.41
67	B1	2404	G	C2'-C1'	-5.56	1.47	1.53
67	B1	1241	C	C3'-O3'	5.56	1.50	1.42
21	A2	886	G	C2'-C1'	-5.56	1.47	1.53
21	A2	1145	C	C2'-C1'	-5.56	1.47	1.53
52	BB	156	ARG	NE-CZ	5.56	1.40	1.33
67	B1	1707	A	C3'-C2'	-5.56	1.46	1.52
14	AM	54	GLU	CG-CD	5.56	1.60	1.51
21	A2	346	C	O4'-C1'	5.56	1.48	1.41
21	A2	917	A	C2'-C1'	-5.56	1.47	1.53
47	BI	3	ILE	N-CA	-5.56	1.35	1.46
54	BF	166	ARG	CD-NE	5.56	1.55	1.46
67	B1	1034	G	C5'-C4'	5.56	1.58	1.51
13	AX	50	ARG	CZ-NH2	5.56	1.40	1.33
67	B1	703	G	C4'-O4'	5.56	1.52	1.45
21	A2	1258	C	O4'-C1'	5.56	1.48	1.41
67	B1	3012	C	P-O5'	-5.56	1.54	1.59
21	A2	1033	G	O4'-C1'	5.55	1.48	1.41
63	Bg	40	ARG	CD-NE	5.55	1.55	1.46
67	B1	1958	A	C3'-C2'	5.55	1.59	1.52
67	B1	2239	C	O5'-C5'	5.55	1.53	1.44
68	B3	56	C	C3'-C2'	5.55	1.59	1.52
21	A2	594	A	P-O5'	-5.55	1.54	1.59

*Continued on next page...*



*Continued from previous page...*

Mol	Chain	Res	Type	Atoms	Z	Observed(Å)	Ideal(Å)
21	A2	1320	A	C5'-C4'	5.55	1.58	1.51
53	BD	55	ARG	CZ-NH1	5.55	1.40	1.33
67	B1	309	C	C5'-C4'	5.55	1.58	1.51
67	B1	713	C	C4'-C3'	5.55	1.59	1.53
67	B1	1204	U	P-O5'	-5.55	1.54	1.59
21	A2	644	G	O4'-C1'	5.55	1.48	1.41
51	Bj	39	ARG	NE-CZ	5.55	1.40	1.33
67	B1	48	G	C4'-C3'	-5.55	1.47	1.52
67	B1	525	C	C2'-C1'	-5.55	1.47	1.53
67	B1	1597	G	C4'-O4'	5.55	1.52	1.45
21	A2	306	C	C5'-C4'	5.55	1.58	1.51
21	A2	484	U	C5'-C4'	5.55	1.58	1.51
67	B1	60	G	C2'-C1'	-5.55	1.47	1.53
67	B1	565	A	O4'-C1'	-5.55	1.34	1.41
67	B1	1859	A	C2'-C1'	-5.55	1.47	1.53
67	B1	2723	G	C5'-C4'	5.55	1.58	1.51
67	B1	405	G	C4'-O4'	-5.55	1.38	1.45
67	B1	2194	A	O3'-P	-5.55	1.54	1.61
67	B1	2435	G	C2'-O2'	-5.55	1.34	1.41
67	B1	1688	C	P-O5'	-5.55	1.54	1.59
67	B1	2264	G	C2'-C1'	5.55	1.59	1.53
67	B1	2770	A	O3'-P	-5.55	1.54	1.61
67	B1	2891	A	P-O5'	-5.55	1.54	1.59
21	A2	103	A	C5'-C4'	5.54	1.58	1.51
52	BB	35	TYR	CE1-CZ	5.54	1.45	1.38
67	B1	2494	A	C5'-C4'	5.54	1.58	1.51
21	A2	341	C	C4'-O4'	5.54	1.52	1.45
67	B1	1984	G	C4'-C3'	-5.54	1.47	1.52
21	A2	766	G	C5'-C4'	5.54	1.58	1.51
21	A2	910	G	C2'-C1'	-5.54	1.47	1.53
21	A2	1440	G	C5'-C4'	5.54	1.57	1.51
67	B1	142	G	O4'-C1'	-5.54	1.34	1.41
67	B1	456	G	O4'-C1'	-5.54	1.34	1.41
67	B1	405	G	P-O5'	-5.54	1.54	1.59
67	B1	1407	A	C4'-O4'	5.54	1.52	1.45
67	B1	2001	U	O4'-C1'	5.54	1.48	1.41
8	AR	108	ARG	NE-CZ	5.54	1.40	1.33
21	A2	28	U	O3'-P	-5.54	1.54	1.61
21	A2	462	A	O3'-P	-5.54	1.54	1.61
53	BD	228	GLU	CB-CG	5.54	1.62	1.52
67	B1	2093	A	C5'-C4'	-5.54	1.44	1.51
67	B1	432	C	C4'-O4'	-5.54	1.38	1.45

*Continued on next page...*

*Continued from previous page...*

Mol	Chain	Res	Type	Atoms	Z	Observed(Å)	Ideal(Å)
67	B1	1725	A	O4'-C1'	5.54	1.48	1.41
67	B1	2366	G	O4'-C1'	5.54	1.48	1.41
67	B1	2552	C	C4'-C3'	-5.54	1.47	1.52
67	B1	2659	G	C4'-C3'	-5.54	1.47	1.52
67	B1	3002	A	C3'-O3'	5.54	1.49	1.42
11	A1	20	G	O4'-C1'	5.53	1.48	1.41
21	A2	1114	G	C4'-C3'	5.53	1.59	1.53
21	A2	1364	C	C3'-C2'	-5.53	1.46	1.52
21	A2	1375	C	C3'-O3'	5.53	1.49	1.42
21	A2	1479	C	C4'-C3'	-5.53	1.47	1.52
53	BD	72	ARG	NE-CZ	5.53	1.40	1.33
67	B1	2552	C	C5'-C4'	5.53	1.57	1.51
21	A2	316	C	C4'-O4'	5.53	1.52	1.45
21	A2	1268	C	C2'-C1'	-5.53	1.47	1.53
67	B1	2700	U	C3'-C2'	-5.53	1.46	1.52
21	A2	734	G	P-O5'	-5.53	1.54	1.59
21	A2	1249	A	O3'-P	-5.53	1.54	1.61
21	A2	1418	G	C3'-C2'	-5.53	1.46	1.52
23	AT	111	LYS	CA-C	-5.53	1.38	1.52
25	AH	19	GLY	CA-C	-5.53	1.43	1.51
67	B1	618	C	O4'-C1'	5.53	1.48	1.41
67	B1	907	C	O3'-P	-5.53	1.54	1.61
67	B1	2079	U	C2'-C1'	-5.53	1.47	1.53
67	B1	2626	U	C2'-C1'	-5.53	1.47	1.53
67	B1	357	G	P-O5'	5.53	1.65	1.59
21	A2	863	U	O4'-C1'	5.53	1.48	1.41
21	A2	888	A	C3'-O3'	5.53	1.49	1.42
21	A2	1436	U	O3'-P	-5.53	1.54	1.61
31	BY	118	ARG	CD-NE	5.53	1.55	1.46
39	Be	34	TYR	CE2-CZ	5.53	1.45	1.38
62	BN	139	ARG	CZ-NH2	5.53	1.40	1.33
67	B1	1986	U	C4'-C3'	5.53	1.59	1.53
67	B1	2640	C	C4'-O4'	5.53	1.52	1.45
17	AO	9	ARG	NE-CZ	5.53	1.40	1.33
21	A2	4	C	O4'-C1'	5.53	1.48	1.41
23	AT	9	ARG	NE-CZ	5.53	1.40	1.33
33	BC	353	ARG	CZ-NH1	5.53	1.40	1.33
46	BA	18	ARG	NE-CZ	5.53	1.40	1.33
67	B1	1555	G	O4'-C1'	5.53	1.48	1.41
38	Bb	40	TRP	NE1-CE2	5.52	1.44	1.37
67	B1	2236	C	C5'-C4'	5.52	1.57	1.51
49	BQ	72	LYS	C-N	5.52	1.43	1.33

*Continued on next page...*

*Continued from previous page...*

Mol	Chain	Res	Type	Atoms	Z	Observed(Å)	Ideal(Å)
67	B1	1027	A	O3'-P	-5.52	1.54	1.61
67	B1	1156	G	C3'-O3'	5.52	1.49	1.42
67	B1	1690	U	C2'-C1'	-5.52	1.47	1.53
67	B1	1847	U	C4'-O4'	-5.52	1.38	1.45
67	B1	2532	G	O5'-C5'	5.52	1.53	1.44
30	AU	43	ARG	CD-NE	5.52	1.55	1.46
67	B1	1054	A	C3'-O3'	5.52	1.49	1.42
21	A2	969	A	P-O5'	-5.52	1.54	1.59
21	A2	1234	A	C5'-C4'	5.52	1.57	1.51
53	BD	45	PRO	CA-C	-5.52	1.41	1.52
67	B1	320	C	C5'-C4'	5.52	1.57	1.51
67	B1	560	G	C5'-C4'	5.52	1.57	1.51
67	B1	2629	U	P-O5'	-5.52	1.54	1.59
21	A2	222	G	O4'-C1'	5.52	1.48	1.41
21	A2	382	G	C4'-C3'	5.52	1.59	1.53
21	A2	1039	C	C4'-C3'	-5.52	1.47	1.52
27	A0	33	U	C4'-O4'	5.52	1.52	1.45
47	BI	62	ARG	CZ-NH2	5.52	1.40	1.33
67	B1	93	C	C2'-C1'	-5.52	1.47	1.53
67	B1	166	G	C3'-C2'	5.52	1.59	1.52
67	B1	499	A	C3'-C2'	-5.52	1.46	1.52
67	B1	1641	G	P-O5'	5.52	1.65	1.59
67	B1	1645	U	C2'-C1'	5.52	1.59	1.53
21	A2	477	G	C2'-C1'	-5.52	1.47	1.53
67	B1	1378	G	O4'-C1'	-5.52	1.34	1.41
67	B1	2795	G	O4'-C1'	5.52	1.48	1.41
21	A2	190	C	C2'-C1'	-5.51	1.47	1.53
67	B1	2254	U	C4'-C3'	5.51	1.59	1.53
67	B1	2738	G	O4'-C1'	5.51	1.48	1.41
67	B1	2940	C	C5'-C4'	5.51	1.57	1.51
67	B1	1282	A	C2'-C1'	-5.51	1.47	1.53
67	B1	1331	U	P-O5'	-5.51	1.54	1.59
67	B1	1365	G	C5'-C4'	5.51	1.57	1.51
67	B1	455	G	O4'-C1'	5.51	1.48	1.41
67	B1	461	C	C5'-C4'	5.51	1.57	1.51
67	B1	1744	A	O3'-P	-5.51	1.54	1.61
34	B5	37	GLY	CA-C	-5.51	1.43	1.51
67	B1	2053	G	O3'-P	-5.51	1.54	1.61
67	B1	2314	U	C4'-O4'	5.51	1.52	1.45
21	A2	296	A	C4'-C3'	5.51	1.59	1.53
21	A2	1108	U	O4'-C1'	5.51	1.48	1.41
67	B1	613	C	C4'-C3'	-5.51	1.47	1.52

*Continued on next page...*

*Continued from previous page...*

Mol	Chain	Res	Type	Atoms	Z	Observed(Å)	Ideal(Å)
67	B1	765	G	C2'-C1'	-5.51	1.47	1.53
67	B1	2199	U	C5'-C4'	5.51	1.57	1.51
15	AE	40	ARG	NE-CZ	5.50	1.40	1.33
67	B1	598	C	P-O5'	-5.50	1.54	1.59
21	A2	697	A	P-O5'	-5.50	1.54	1.59
21	A2	1265	G	O3'-P	-5.50	1.54	1.61
27	A0	39	U	C3'-C2'	5.50	1.59	1.52
44	BW	48	ARG	CZ-NH1	5.50	1.40	1.33
49	BQ	126	ARG	CZ-NH1	5.50	1.40	1.33
67	B1	388	G	O4'-C1'	5.50	1.48	1.41
21	A2	491	G	C3'-C2'	5.50	1.59	1.52
21	A2	651	U	C5'-C4'	5.50	1.57	1.51
67	B1	1790	G	O3'-P	5.50	1.67	1.61
67	B1	1859	A	P-O5'	-5.50	1.54	1.59
67	B1	1958	A	C4'-C3'	-5.50	1.47	1.52
67	B1	2461	C	C4'-C3'	5.50	1.59	1.53
67	B1	2987	U	C4'-O4'	-5.50	1.38	1.45
67	B1	3003	A	C5'-C4'	5.50	1.57	1.51
10	AD	25	ARG	CZ-NH1	5.50	1.40	1.33
21	A2	297	G	C5'-C4'	5.50	1.57	1.51
27	A0	27	C	P-O5'	-5.50	1.54	1.59
67	B1	69	C	O3'-P	-5.50	1.54	1.61
67	B1	896	G	O3'-P	5.50	1.67	1.61
67	B1	1366	U	O3'-P	-5.50	1.54	1.61
21	A2	895	C	C4'-C3'	-5.50	1.47	1.52
21	A2	1283	G	C4'-C3'	-5.50	1.47	1.52
34	BK	37	GLY	CA-C	-5.50	1.43	1.51
67	B1	1161	A	O3'-P	-5.50	1.54	1.61
67	B1	2935	A	C3'-C2'	5.50	1.58	1.52
68	B3	52	U	C3'-C2'	5.50	1.58	1.52
21	A2	584	C	O3'-P	5.50	1.67	1.61
52	BB	30	TYR	CD2-CE2	5.50	1.47	1.39
21	A2	119	A	O4'-C1'	5.49	1.48	1.41
21	A2	1301	U	C4'-O4'	-5.49	1.38	1.45
46	BA	119	ARG	CZ-NH1	5.49	1.40	1.33
67	B1	369	G	C4'-C3'	-5.49	1.47	1.52
67	B1	1826	G	C4'-O4'	5.49	1.52	1.45
67	B1	2084	A	C5'-C4'	5.49	1.57	1.51
67	B1	2104	G	O3'-P	-5.49	1.54	1.61
21	A2	858	A	C3'-O3'	5.49	1.49	1.42
67	B1	247	A	C3'-C2'	5.49	1.58	1.52
67	B1	259	A	O4'-C1'	5.49	1.48	1.41

*Continued on next page...*

*Continued from previous page...*

Mol	Chain	Res	Type	Atoms	Z	Observed(Å)	Ideal(Å)
67	B1	1024	G	O4'-C1'	-5.49	1.34	1.41
67	B1	1457	C	C2'-C1'	-5.49	1.47	1.53
67	B1	2125	C	O4'-C1'	5.49	1.48	1.41
67	B1	2880	C	C4'-O4'	-5.49	1.38	1.45
11	A1	30	G	C4'-C3'	5.49	1.59	1.53
21	A2	946	G	C2'-C1'	-5.49	1.47	1.53
57	BZ	33	LYS	CD-CE	5.49	1.65	1.51
67	B1	1481	G	C4'-C3'	5.49	1.59	1.53
67	B1	1782	C	C3'-O3'	5.49	1.49	1.42
67	B1	2040	A	O4'-C1'	5.49	1.48	1.41
67	B1	2426	U	C5'-C4'	5.49	1.57	1.51
67	B1	611	G	O4'-C1'	5.49	1.48	1.41
67	B1	820	C	C2'-C1'	-5.49	1.47	1.53
67	B1	1214	C	C4'-C3'	-5.49	1.47	1.52
67	B1	2912	G	O3'-P	-5.49	1.54	1.61
67	B1	686	C	P-O5'	-5.49	1.54	1.59
67	B1	2760	A	C3'-C2'	5.49	1.58	1.52
67	B1	489	G	O3'-P	-5.48	1.54	1.61
67	B1	1346	G	C4'-O4'	5.48	1.52	1.45
67	B1	1841	G	P-O5'	-5.48	1.54	1.59
67	B1	2087	U	C4'-C3'	-5.48	1.47	1.52
67	B1	2504	U	P-O5'	-5.48	1.54	1.59
21	A2	590	G	P-O5'	-5.48	1.54	1.59
67	B1	61	G	C5'-C4'	5.48	1.57	1.51
67	B1	490	C	O3'-P	-5.48	1.54	1.61
67	B1	739	C	C4'-C3'	5.48	1.59	1.53
67	B1	2458	U	O4'-C1'	5.48	1.48	1.41
67	B1	2758	G	P-O5'	-5.48	1.54	1.59
68	B3	39	C	O3'-P	-5.48	1.54	1.61
7	AB	131	VAL	CA-CB	-5.48	1.43	1.54
21	A2	517	U	O3'-P	-5.48	1.54	1.61
21	A2	869	U	O4'-C1'	5.48	1.48	1.41
33	BC	251	ARG	CZ-NH1	5.48	1.40	1.33
11	A1	11	C	C3'-C2'	-5.48	1.46	1.52
15	AE	106	ARG	CA-CB	5.48	1.66	1.53
21	A2	78	G	C5'-C4'	5.48	1.57	1.51
21	A2	578	G	C5'-C4'	5.48	1.57	1.51
27	A0	59	A	C4'-O4'	-5.48	1.38	1.45
67	B1	676	G	P-O5'	5.48	1.65	1.59
67	B1	1317	G	C4'-C3'	-5.48	1.47	1.52
67	B1	1938	G	C3'-O3'	5.48	1.49	1.42
67	B1	1976	C	O3'-P	-5.48	1.54	1.61

*Continued on next page...*

*Continued from previous page...*

Mol	Chain	Res	Type	Atoms	Z	Observed(Å)	Ideal(Å)
21	A2	1175	C	O3'-P	-5.48	1.54	1.61
21	A2	195	C	C4'-O4'	5.47	1.52	1.45
21	A2	473	A	P-O5'	-5.47	1.54	1.59
67	B1	16	G	C4'-C3'	5.47	1.59	1.53
67	B1	926	C	O3'-P	-5.47	1.54	1.61
67	B1	2630	C	C3'-O3'	5.47	1.49	1.42
21	A2	717	C	O4'-C1'	5.47	1.48	1.41
21	A2	1023	C	C4'-C3'	-5.47	1.47	1.52
67	B1	701	G	P-O5'	-5.47	1.54	1.59
67	B1	1147	G	C3'-O3'	5.47	1.49	1.42
67	B1	1225	A	C3'-C2'	-5.47	1.46	1.52
67	B1	2551	G	C2'-C1'	-5.47	1.47	1.53
67	B1	693	G	C5'-C4'	5.47	1.57	1.51
67	B1	1944	C	O4'-C1'	5.47	1.48	1.41
47	BI	51	GLN	CG-CD	5.47	1.63	1.51
67	B1	1851	U	O5'-C5'	5.47	1.53	1.44
67	B1	2340	A	P-O5'	5.47	1.65	1.59
67	B1	2889	A	C3'-C2'	-5.47	1.46	1.52
67	B1	2912	G	C2'-C1'	5.47	1.59	1.53
67	B1	135	U	C5'-C4'	5.47	1.57	1.51
8	AR	8	ARG	CD-NE	5.47	1.55	1.46
21	A2	218	C	C4'-C3'	5.47	1.59	1.53
21	A2	642	G	C4'-C3'	5.47	1.59	1.53
54	BF	41	TRP	CE2-CZ2	5.47	1.49	1.39
67	B1	427	G	C2'-C1'	-5.47	1.47	1.53
67	B1	692	C	O4'-C1'	5.47	1.48	1.41
67	B1	2959	A	P-O5'	5.47	1.65	1.59
67	B1	1145	G	P-O5'	-5.46	1.54	1.59
11	A1	10	G	C5'-C4'	5.46	1.57	1.51
21	A2	782	A	O4'-C1'	5.46	1.48	1.41
36	Bf	22	ARG	CD-NE	5.46	1.55	1.46
67	B1	155	U	O4'-C1'	-5.46	1.34	1.41
67	B1	532	G	C4'-C3'	-5.46	1.47	1.52
67	B1	954	A	C4'-C3'	-5.46	1.47	1.52
67	B1	1107	G	C5'-C4'	5.46	1.57	1.51
67	B1	1540	A	C5'-C4'	5.46	1.57	1.51
67	B1	1684	C	C4'-C3'	-5.46	1.47	1.52
67	B1	2282	G	C5'-C4'	5.46	1.57	1.51
11	A1	30	G	P-O5'	5.46	1.65	1.59
67	B1	2272	G	O3'-P	5.46	1.67	1.61
16	AJ	24	ARG	NE-CZ	5.46	1.40	1.33
21	A2	831	A	C4'-O4'	-5.46	1.38	1.45

*Continued on next page...*

*Continued from previous page...*

Mol	Chain	Res	Type	Atoms	Z	Observed(Å)	Ideal(Å)
49	BQ	121	ARG	NE-CZ	5.46	1.40	1.33
67	B1	970	G	C2'-C1'	-5.46	1.47	1.53
67	B1	1350	C	O4'-C1'	5.46	1.48	1.41
67	B1	1536	U	C3'-O3'	5.46	1.49	1.42
67	B1	1596	G	C4'-O4'	5.46	1.52	1.45
67	B1	1725	A	C3'-C2'	-5.46	1.46	1.52
11	A1	64	C	O4'-C1'	5.46	1.48	1.41
21	A2	314	G	C5'-C4'	-5.46	1.44	1.51
21	A2	1427	C	P-O5'	-5.46	1.54	1.59
67	B1	196	A	O4'-C1'	5.46	1.48	1.41
67	B1	947	C	C4'-C3'	-5.46	1.47	1.52
60	BS	83	TYR	CB-CG	-5.46	1.43	1.51
67	B1	1543	C	O4'-C1'	5.46	1.48	1.41
21	A2	1048	G	O3'-P	5.45	1.67	1.61
67	B1	1245	C	C3'-O3'	5.45	1.49	1.42
67	B1	2490	C	C4'-O4'	5.45	1.52	1.45
67	B1	2989	A	C4'-C3'	5.45	1.59	1.53
68	B3	55	G	P-O5'	-5.45	1.54	1.59
21	A2	1281	U	C3'-C2'	-5.45	1.46	1.52
67	B1	1092	U	C2'-C1'	-5.45	1.47	1.53
67	B1	1699	U	C3'-O3'	5.45	1.49	1.42
21	A2	1470	G	C3'-C2'	-5.45	1.46	1.52
67	B1	14	A	O3'-P	-5.45	1.54	1.61
67	B1	734	C	O4'-C1'	5.45	1.48	1.41
67	B1	1056	C	C4'-C3'	5.45	1.59	1.53
67	B1	2969	G	C3'-C2'	5.45	1.58	1.52
67	B1	2997	G	C2'-C1'	-5.45	1.47	1.53
21	A2	1476	C	P-O5'	-5.45	1.54	1.59
67	B1	305	G	O3'-P	5.45	1.67	1.61
67	B1	321	C	C3'-O3'	5.45	1.49	1.42
67	B1	915	G	O4'-C1'	5.45	1.48	1.41
67	B1	1162	C	O3'-P	-5.45	1.54	1.61
67	B1	2656	A	C2'-C1'	-5.45	1.47	1.53
67	B1	2778	A	O4'-C1'	5.45	1.48	1.41
68	B3	123	U	C3'-C2'	5.45	1.58	1.52
15	AE	31	ARG	NE-CZ	5.45	1.40	1.33
21	A2	312	U	C4'-O4'	-5.45	1.38	1.45
21	A2	1394	G	O3'-P	-5.45	1.54	1.61
33	BC	201	GLU	CB-CG	5.45	1.62	1.52
67	B1	696	G	C2'-C1'	5.45	1.59	1.53
67	B1	2662	G	C4'-C3'	5.45	1.59	1.53
67	B1	2667	U	O4'-C1'	5.45	1.48	1.41

*Continued on next page...*

*Continued from previous page...*

Mol	Chain	Res	Type	Atoms	Z	Observed(Å)	Ideal(Å)
21	A2	1164	A	O3'-P	-5.44	1.54	1.61
67	B1	236	G	O4'-C1'	-5.44	1.34	1.41
68	B3	113	C	C2'-C1'	-5.44	1.47	1.53
67	B1	1487	U	C4'-O4'	-5.44	1.38	1.45
67	B1	1689	G	P-O5'	-5.44	1.54	1.59
67	B1	2536	A	O4'-C1'	5.44	1.48	1.41
68	B3	114	G	C4'-O4'	5.44	1.52	1.45
8	AR	68	SER	CA-CB	5.44	1.61	1.52
21	A2	204	G	O4'-C1'	5.44	1.48	1.41
21	A2	344	G	P-O5'	-5.44	1.54	1.59
67	B1	597	C	C5'-C4'	-5.44	1.44	1.51
67	B1	1670	A	C4'-C3'	5.44	1.59	1.53
67	B1	2730	U	P-O5'	-5.44	1.54	1.59
49	BQ	27	GLU	CG-CD	5.44	1.60	1.51
67	B1	2335	G	C5'-C4'	5.44	1.57	1.51
49	BQ	76	ARG	NE-CZ	5.44	1.40	1.33
67	B1	397	G	C5'-C4'	-5.44	1.44	1.51
67	B1	618	C	O3'-P	-5.44	1.54	1.61
67	B1	813	G	O3'-P	-5.44	1.54	1.61
67	B1	989	G	O4'-C1'	5.44	1.48	1.41
67	B1	1650	U	O4'-C1'	5.44	1.48	1.41
67	B1	2550	A	P-O5'	-5.44	1.54	1.59
21	A2	492	G	C5'-C4'	5.44	1.57	1.51
52	BB	119	GLY	CA-C	-5.44	1.43	1.51
66	Bl	53	PHE	CG-CD2	5.44	1.47	1.38
67	B1	1676	G	C2'-O2'	-5.44	1.34	1.41
67	B1	2011	U	O4'-C1'	5.44	1.48	1.41
15	AE	131	ARG	CZ-NH1	5.43	1.40	1.33
21	A2	611	A	O3'-P	-5.43	1.54	1.61
21	A2	1120	G	P-O5'	-5.43	1.54	1.59
36	Bf	42	ARG	NE-CZ	5.43	1.40	1.33
56	BH	23	PRO	N-CA	-5.43	1.38	1.47
21	A2	240	U	P-O5'	-5.43	1.54	1.59
21	A2	839	G	C4'-O4'	5.43	1.52	1.45
21	A2	1215	G	C2'-C1'	-5.43	1.47	1.53
27	A0	72	C	P-O5'	5.43	1.65	1.59
67	B1	174	C	C5'-C4'	5.43	1.57	1.51
67	B1	411	U	C5'-C4'	5.43	1.57	1.51
67	B1	679	U	C5'-C4'	-5.43	1.44	1.51
67	B1	814	G	C4'-C3'	5.43	1.59	1.53
67	B1	1304	G	C4'-C3'	-5.43	1.47	1.52
7	AB	90	ARG	NE-CZ	5.43	1.40	1.33

*Continued on next page...*



*Continued from previous page...*

Mol	Chain	Res	Type	Atoms	Z	Observed(Å)	Ideal(Å)
21	A2	503	G	C4'-C3'	-5.43	1.47	1.52
67	B1	2665	G	C5'-C4'	5.43	1.57	1.51
16	AJ	91	ARG	CZ-NH1	5.43	1.40	1.33
21	A2	1360	C	C4'-C3'	5.43	1.59	1.53
59	BM	157	ARG	CZ-NH2	5.43	1.40	1.33
67	B1	1510	U	C5'-C4'	5.43	1.57	1.51
67	B1	1735	G	C3'-O3'	5.43	1.49	1.42
7	AB	168	TYR	CE1-CZ	5.43	1.45	1.38
67	B1	322	C	C4'-C3'	-5.43	1.47	1.52
67	B1	2823	G	C2'-C1'	-5.43	1.47	1.53
32	BO	145	ARG	N-CA	-5.43	1.35	1.46
67	B1	116	G	C5'-C4'	5.43	1.57	1.51
67	B1	836	U	P-O5'	-5.43	1.54	1.59
67	B1	2720	U	O4'-C1'	5.43	1.48	1.41
21	A2	635	C	C2'-C1'	-5.42	1.47	1.53
21	A2	682	A	C3'-O3'	5.42	1.49	1.42
21	A2	1157	G	C2'-O2'	5.42	1.48	1.41
67	B1	59	U	O4'-C1'	5.42	1.48	1.41
67	B1	790	U	O4'-C1'	5.42	1.48	1.41
67	B1	1590	C	C5'-C4'	5.42	1.57	1.51
67	B1	1759	A	P-O5'	-5.42	1.54	1.59
67	B1	1792	A	C4'-O4'	5.42	1.52	1.45
67	B1	1864	G	C3'-C2'	-5.42	1.46	1.52
67	B1	1892	G	O5'-C5'	5.42	1.53	1.44
67	B1	2262	C	P-O5'	-5.42	1.54	1.59
67	B1	2928	C	P-O5'	5.42	1.65	1.59
67	B1	2964	A	P-O5'	-5.42	1.54	1.59
21	A2	27	C	C2'-C1'	-5.42	1.47	1.53
21	A2	1466	G	C3'-C2'	5.42	1.58	1.52
36	Bf	3	ARG	CA-CB	5.42	1.65	1.53
67	B1	1260	C	O3'-P	-5.42	1.54	1.61
67	B1	1791	A	C5'-C4'	-5.42	1.44	1.51
67	B1	2550	A	O4'-C1'	5.42	1.48	1.41
21	A2	1272	G	C3'-C2'	5.42	1.58	1.52
24	AA	71	TYR	CG-CD2	5.42	1.46	1.39
67	B1	1737	A	C4'-O4'	5.42	1.52	1.45
67	B1	2316	U	C3'-C2'	5.42	1.58	1.52
67	B1	2370	C	C5'-C4'	5.42	1.57	1.51
7	AB	116	ILE	N-CA	-5.42	1.35	1.46
21	A2	530	G	C4'-C3'	5.42	1.59	1.53
31	BY	132	ARG	CZ-NH1	5.42	1.40	1.33
67	B1	1297	C	C4'-C3'	5.42	1.59	1.53

*Continued on next page...*

*Continued from previous page...*

Mol	Chain	Res	Type	Atoms	Z	Observed(Å)	Ideal(Å)
67	B1	2502	C	C3'-C2'	-5.42	1.46	1.52
22	AY	37	ARG	CZ-NH1	5.42	1.40	1.33
67	B1	1501	G	O4'-C1'	5.42	1.48	1.41
21	A2	475	C	P-O5'	-5.42	1.54	1.59
21	A2	1247	A	O3'-P	-5.42	1.54	1.61
32	BO	92	TYR	CD1-CE1	5.42	1.47	1.39
67	B1	2305	U	O3'-P	-5.42	1.54	1.61
67	B1	2512	C	C2'-C1'	-5.42	1.47	1.53
67	B1	2952	C	P-O5'	5.42	1.65	1.59
67	B1	27	G	C2'-C1'	5.41	1.59	1.53
67	B1	471	U	C5'-C4'	5.41	1.57	1.51
67	B1	825	C	C3'-O3'	5.41	1.49	1.42
67	B1	867	C	C3'-O3'	5.41	1.49	1.42
67	B1	930	G	O3'-P	-5.41	1.54	1.61
67	B1	1888	G	O3'-P	-5.41	1.54	1.61
67	B1	2348	G	O4'-C1'	-5.41	1.34	1.41
67	B1	2900	C	C2'-C1'	-5.41	1.47	1.53
59	BM	11	TRP	CE3-CZ3	5.41	1.47	1.38
67	B1	600	A	C4'-C3'	-5.41	1.47	1.52
67	B1	604	A	O4'-C1'	5.41	1.48	1.41
67	B1	1952	G	O3'-P	-5.41	1.54	1.61
67	B1	2307	C	P-O5'	5.41	1.65	1.59
32	BO	166	ARG	CZ-NH2	5.41	1.40	1.33
46	BA	24	PHE	CG-CD2	5.41	1.46	1.38
67	B1	945	U	O4'-C1'	5.41	1.48	1.41
67	B1	995	G	C4'-C3'	-5.41	1.47	1.52
67	B1	2827	C	C5'-C4'	5.41	1.57	1.51
21	A2	306	C	O4'-C1'	5.41	1.48	1.41
25	AH	179	SER	CA-CB	5.41	1.61	1.52
67	B1	52	A	P-O5'	-5.41	1.54	1.59
67	B1	1092	U	C5'-C4'	5.41	1.57	1.51
11	A1	59	A	C5'-C4'	-5.41	1.44	1.51
21	A2	1248	A	C3'-O3'	5.41	1.49	1.42
28	AV	67	GLY	CA-C	-5.41	1.43	1.51
67	B1	806	C	O3'-P	-5.41	1.54	1.61
67	B1	1688	C	C2'-C1'	-5.41	1.47	1.53
67	B1	2960	G	O4'-C1'	5.41	1.48	1.41
16	AJ	43	ARG	CD-NE	5.41	1.55	1.46
21	A2	458	G	N7-C5	-5.41	1.36	1.39
21	A2	758	U	O3'-P	-5.41	1.54	1.61
30	AU	99	ARG	NE-CZ	5.41	1.40	1.33
48	BR	48	SER	CA-CB	5.41	1.61	1.52

*Continued on next page...*

*Continued from previous page...*

Mol	Chain	Res	Type	Atoms	Z	Observed(Å)	Ideal(Å)
67	B1	703	G	O4'-C1'	5.41	1.48	1.41
67	B1	2250	G	O3'-P	-5.41	1.54	1.61
67	B1	2382	A	C4'-C3'	5.41	1.59	1.53
67	B1	1154	A	C3'-O3'	5.40	1.49	1.42
21	A2	1152	C	C4'-O4'	-5.40	1.38	1.45
21	A2	1172	A	C5'-C4'	5.40	1.57	1.51
21	A2	1285	C	C4'-C3'	-5.40	1.47	1.52
21	A2	1338	C	C4'-O4'	-5.40	1.38	1.45
51	Bj	3	TYR	CG-CD1	-5.40	1.32	1.39
67	B1	2231	G	O3'-P	-5.40	1.54	1.61
21	A2	809	C	C2'-C1'	5.40	1.59	1.53
21	A2	1151	A	O3'-P	-5.40	1.54	1.61
67	B1	545	G	C4'-O4'	-5.40	1.38	1.45
67	B1	1823	A	C4'-O4'	5.40	1.52	1.45
67	B1	2443	G	O3'-P	-5.40	1.54	1.61
67	B1	2875	C	C4'-O4'	5.40	1.52	1.45
21	A2	66	G	C5'-C4'	5.40	1.57	1.51
67	B1	1782	C	O3'-P	-5.40	1.54	1.61
38	Bb	33	LYS	CA-C	-5.40	1.39	1.52
46	BA	68	GLY	CA-C	5.40	1.60	1.51
6	AC	30	TYR	CB-CG	-5.39	1.43	1.51
11	A1	10	G	C3'-O3'	5.39	1.49	1.42
11	A1	29	C	O3'-P	-5.39	1.54	1.61
21	A2	486	A	O4'-C1'	5.39	1.48	1.41
67	B1	559	G	C4'-O4'	5.39	1.52	1.45
67	B1	575	G	C5'-C4'	5.39	1.57	1.51
67	B1	1092	U	C3'-O3'	5.39	1.49	1.42
67	B1	1933	U	O3'-P	-5.39	1.54	1.61
67	B1	2266	C	C4'-C3'	5.39	1.59	1.53
67	B1	2406	C	C5'-C4'	5.39	1.57	1.51
67	B1	2844	G	O3'-P	-5.39	1.54	1.61
67	B1	3034	C	C4'-C3'	-5.39	1.47	1.52
21	A2	231	G	C2'-C1'	5.39	1.59	1.53
21	A2	488	A	O3'-P	-5.39	1.54	1.61
21	A2	520	G	P-O5'	5.39	1.65	1.59
21	A2	1247	A	C2'-C1'	-5.39	1.47	1.53
24	AA	154	PHE	CG-CD2	5.39	1.46	1.38
67	B1	2206	G	P-O5'	5.39	1.65	1.59
21	A2	476	C	P-O5'	-5.39	1.54	1.59
67	B1	2025	A	C3'-O3'	5.39	1.49	1.42
67	B1	2401	A	C2'-C1'	-5.39	1.47	1.53
7	AB	33	TYR	CE1-CZ	5.39	1.45	1.38

*Continued on next page...*

*Continued from previous page...*

Mol	Chain	Res	Type	Atoms	Z	Observed(Å)	Ideal(Å)
18	AF	3	GLN	CG-CD	5.39	1.63	1.51
21	A2	259	A	C2'-C1'	5.39	1.59	1.53
21	A2	326	C	P-O5'	-5.39	1.54	1.59
21	A2	1091	C	O4'-C1'	5.39	1.48	1.41
67	B1	1783	U	C5'-C4'	5.39	1.57	1.51
67	B1	2060	A	C4'-C3'	5.39	1.59	1.53
21	A2	23	G	P-O5'	-5.39	1.54	1.59
21	A2	422	U	C5'-C4'	5.39	1.57	1.51
33	BC	358	TYR	CE2-CZ	5.39	1.45	1.38
38	Bb	66	SER	CA-CB	5.39	1.61	1.52
67	B1	662	A	C2'-C1'	-5.39	1.47	1.53
67	B1	711	C	O4'-C1'	5.39	1.48	1.41
21	A2	818	A	C2'-C1'	-5.39	1.47	1.53
21	A2	1232	G	O4'-C1'	5.39	1.48	1.41
67	B1	1291	C	P-O5'	-5.39	1.54	1.59
21	A2	260	C	O3'-P	-5.38	1.54	1.61
21	A2	897	A	C4'-O4'	-5.38	1.38	1.45
67	B1	527	G	C3'-C2'	5.38	1.58	1.52
67	B1	1256	G	O4'-C1'	-5.38	1.34	1.41
67	B1	1409	U	C3'-O3'	5.38	1.49	1.42
67	B1	1784	G	C2'-C1'	-5.38	1.47	1.53
67	B1	3031	U	O3'-P	-5.38	1.54	1.61
21	A2	199	A	C4'-O4'	5.38	1.52	1.45
21	A2	200	G	C4'-O4'	-5.38	1.38	1.45
67	B1	2207	C	C5'-C4'	5.38	1.57	1.51
67	B1	2288	C	C4'-C3'	-5.38	1.47	1.52
15	AE	126	ARG	CZ-NH1	5.38	1.40	1.33
21	A2	472	C	C3'-C2'	5.38	1.58	1.52
67	B1	2309	C	P-O5'	-5.38	1.54	1.59
21	A2	718	G	C3'-O3'	5.38	1.49	1.42
42	BT	86	PHE	CE2-CZ	5.38	1.47	1.37
67	B1	882	U	O5'-C5'	5.38	1.53	1.44
67	B1	1464	A	C4'-C3'	-5.38	1.47	1.52
14	AM	70	GLU	CB-CG	5.38	1.62	1.52
15	AE	198	ARG	CZ-NH1	5.38	1.40	1.33
21	A2	1467	U	C2'-C1'	-5.38	1.47	1.53
47	BI	111	GLU	CA-CB	5.38	1.65	1.53
67	B1	571	G	O4'-C1'	5.38	1.48	1.41
67	B1	1285	C	P-O5'	-5.38	1.54	1.59
67	B1	2654	C	C2'-C1'	-5.38	1.47	1.53
67	B1	2701	U	O4'-C1'	5.38	1.48	1.41
67	B1	2922	G	O4'-C1'	5.38	1.48	1.41

*Continued on next page...*

*Continued from previous page...*

Mol	Chain	Res	Type	Atoms	Z	Observed(Å)	Ideal(Å)
21	A2	398	C	O4'-C1'	5.38	1.48	1.41
21	A2	994	C	C4'-C3'	-5.38	1.47	1.52
21	A2	1056	G	O4'-C1'	-5.38	1.34	1.41
21	A2	1143	G	C4'-C3'	5.38	1.59	1.53
27	A0	21	G	C3'-C2'	5.38	1.58	1.52
53	BD	254	TYR	CE1-CZ	5.38	1.45	1.38
67	B1	428	A	C4'-C3'	5.38	1.59	1.53
67	B1	734	C	C2'-O2'	-5.38	1.34	1.41
67	B1	2658	G	C2'-C1'	-5.38	1.47	1.53
21	A2	1121	C	P-O5'	-5.38	1.54	1.59
25	AH	85	PHE	CA-CB	5.38	1.65	1.53
53	BD	155	ARG	CZ-NH1	5.37	1.40	1.33
67	B1	393	C	C2'-C1'	-5.37	1.47	1.53
67	B1	655	C	C4'-O4'	-5.37	1.38	1.45
67	B1	1700	U	O4'-C1'	-5.37	1.34	1.41
21	A2	871	A	C5'-C4'	5.37	1.57	1.51
21	A2	889	G	C4'-O4'	5.37	1.52	1.45
67	B1	754	U	C2'-C1'	5.37	1.59	1.53
67	B1	1128	G	C3'-O3'	5.37	1.49	1.42
67	B1	2191	U	O3'-P	-5.37	1.54	1.61
67	B1	2346	A	C2'-O2'	-5.37	1.34	1.41
67	B1	2680	A	C2'-C1'	5.37	1.59	1.53
21	A2	619	A	C4'-C3'	-5.37	1.47	1.52
67	B1	15	A	O3'-P	-5.37	1.54	1.61
67	B1	309	C	C4'-C3'	5.37	1.59	1.53
67	B1	913	G	C5'-C4'	5.37	1.57	1.51
67	B1	1314	A	C2'-C1'	5.37	1.59	1.53
21	A2	257	U	C2'-C1'	-5.37	1.47	1.53
21	A2	1184	U	P-O5'	-5.37	1.54	1.59
21	A2	1226	G	O4'-C1'	5.37	1.48	1.41
27	A0	56	C	O3'-P	-5.37	1.54	1.61
67	B1	343	C	O4'-C1'	5.37	1.48	1.41
67	B1	1332	A	O4'-C1'	5.37	1.48	1.41
67	B1	1726	A	C5'-C4'	5.37	1.57	1.51
67	B1	1889	G	C3'-C2'	5.37	1.58	1.52
67	B1	2636	C	O3'-P	-5.37	1.54	1.61
21	A2	1075	A	C4'-C3'	5.37	1.59	1.53
21	A2	1249	A	C5'-C4'	5.37	1.57	1.51
21	A2	256	G	P-O5'	-5.37	1.54	1.59
21	A2	781	U	C4'-C3'	5.36	1.59	1.53
27	A0	56	C	C4'-O4'	-5.36	1.38	1.45
67	B1	483	C	C5'-C4'	5.36	1.57	1.51

*Continued on next page...*

*Continued from previous page...*

Mol	Chain	Res	Type	Atoms	Z	Observed(Å)	Ideal(Å)
67	B1	627	G	O3'-P	-5.36	1.54	1.61
67	B1	2967	C	O3'-P	-5.36	1.54	1.61
21	A2	881	G	C3'-C2'	-5.36	1.46	1.52
44	BW	37	SER	N-CA	-5.36	1.35	1.46
67	B1	1002	A	P-O5'	-5.36	1.54	1.59
67	B1	2094	A	O4'-C1'	5.36	1.48	1.41
67	B1	2944	G	O3'-P	5.36	1.67	1.61
38	Bb	48	SER	CA-CB	5.36	1.60	1.52
59	BM	75	ARG	CD-NE	5.36	1.55	1.46
67	B1	452	A	O3'-P	-5.36	1.54	1.61
21	A2	976	A	C5'-C4'	5.36	1.57	1.51
37	BU	74	TYR	CG-CD2	5.36	1.46	1.39
67	B1	310	C	O3'-P	-5.36	1.54	1.61
67	B1	1183	U	C2'-C1'	5.36	1.59	1.53
67	B1	1290	G	C4'-C3'	-5.36	1.47	1.52
21	A2	1447	A	O4'-C1'	5.36	1.48	1.41
62	BN	136	ARG	CA-CB	5.36	1.65	1.53
67	B1	1158	G	C3'-O3'	5.36	1.49	1.42
67	B1	1400	U	C4'-C3'	5.36	1.59	1.53
67	B1	1557	G	O3'-P	-5.36	1.54	1.61
67	B1	2177	A	P-O5'	-5.36	1.54	1.59
10	AD	142	TYR	CE1-CZ	5.35	1.45	1.38
67	B1	1437	C	O3'-P	-5.35	1.54	1.61
7	AB	128	ARG	CZ-NH2	5.35	1.40	1.33
67	B1	1296	A	C3'-C2'	5.35	1.58	1.52
21	A2	1056	G	O3'-P	-5.35	1.54	1.61
67	B1	606	A	O3'-P	-5.35	1.54	1.61
67	B1	1159	U	C2'-C1'	-5.35	1.47	1.53
67	B1	1398	C	C5'-C4'	5.35	1.57	1.51
67	B1	1700	U	C5'-C4'	5.35	1.57	1.51
67	B1	1816	C	O4'-C1'	5.35	1.48	1.41
67	B1	2821	G	C4'-C3'	-5.35	1.47	1.52
67	B1	2849	C	C3'-O3'	-5.35	1.34	1.42
67	B1	2886	C	C4'-O4'	5.35	1.52	1.45
21	A2	299	G	P-O5'	-5.35	1.54	1.59
21	A2	440	C	C5'-C4'	5.35	1.57	1.51
22	AY	8	TYR	CG-CD2	5.35	1.46	1.39
35	BL	49	TRP	CG-CD1	5.35	1.44	1.36
46	BA	182	GLU	CD-OE2	5.35	1.31	1.25
67	B1	1155	A	O4'-C1'	-5.35	1.34	1.41
67	B1	2287	C	C5'-C4'	5.35	1.57	1.51
67	B1	2626	U	O3'-P	-5.35	1.54	1.61

*Continued on next page...*

*Continued from previous page...*

Mol	Chain	Res	Type	Atoms	Z	Observed(Å)	Ideal(Å)
68	B3	40	G	C5'-C4'	5.35	1.57	1.51
67	B1	410	C	O4'-C1'	5.35	1.48	1.41
67	B1	870	G	C2'-C1'	-5.35	1.47	1.53
67	B1	961	C	O3'-P	-5.35	1.54	1.61
67	B1	1360	G	C4'-O4'	-5.34	1.38	1.45
67	B1	1514	C	O5'-C5'	5.34	1.53	1.44
67	B1	1572	C	O3'-P	-5.34	1.54	1.61
67	B1	1825	G	C4'-C3'	5.34	1.59	1.53
67	B1	2363	G	O4'-C1'	-5.34	1.34	1.41
21	A2	810	G	C3'-C2'	-5.34	1.46	1.52
67	B1	1388	U	P-O5'	-5.34	1.54	1.59
67	B1	1520	G	O4'-C1'	5.34	1.48	1.41
67	B1	2300	C	P-O5'	-5.34	1.54	1.59
11	A1	31	G	C2'-C1'	-5.34	1.47	1.53
21	A2	112	G	C2'-C1'	5.34	1.59	1.53
67	B1	2214	U	C5'-C4'	5.34	1.57	1.51
13	AX	46	ARG	CZ-NH1	5.34	1.40	1.33
21	A2	59	C	C2'-C1'	-5.34	1.47	1.53
21	A2	612	C	C2'-O2'	-5.34	1.34	1.41
21	A2	738	C	C5'-C4'	5.34	1.57	1.51
67	B1	178	G	C4'-C3'	5.34	1.59	1.53
67	B1	2133	G	C5'-C4'	5.34	1.57	1.51
67	B1	2221	A	C5'-C4'	5.34	1.57	1.51
67	B1	2673	C	P-O5'	5.34	1.65	1.59
67	B1	2732	U	O3'-P	-5.34	1.54	1.61
67	B1	42	G	C4'-C3'	5.34	1.59	1.53
67	B1	91	G	O3'-P	-5.34	1.54	1.61
67	B1	1716	G	C4'-C3'	-5.34	1.47	1.52
21	A2	532	C	C5'-C4'	5.34	1.57	1.51
21	A2	991	C	C2'-C1'	5.34	1.59	1.53
24	AA	107	PHE	CG-CD2	5.34	1.46	1.38
59	BM	90	TYR	CG-CD2	5.34	1.46	1.39
67	B1	1807	G	C3'-C2'	-5.34	1.46	1.52
67	B1	1841	G	C2'-O2'	5.34	1.48	1.41
67	B1	2197	U	C4'-C3'	-5.34	1.47	1.52
67	B1	2326	C	C4'-C3'	5.34	1.59	1.53
68	B3	39	C	O4'-C1'	5.34	1.48	1.41
68	B3	53	A	C5'-C4'	5.34	1.57	1.51
21	A2	293	G	O3'-P	-5.33	1.54	1.61
67	B1	1199	U	O3'-P	-5.33	1.54	1.61
67	B1	1300	C	C4'-O4'	5.33	1.52	1.45
67	B1	2197	U	C5'-C4'	5.33	1.57	1.51

*Continued on next page...*

*Continued from previous page...*

Mol	Chain	Res	Type	Atoms	Z	Observed(Å)	Ideal(Å)
67	B1	2489	C	P-O5'	-5.33	1.54	1.59
53	BD	94	PRO	N-CD	-5.33	1.40	1.47
66	B1	38	TYR	CB-CG	5.33	1.59	1.51
67	B1	103	A	O4'-C1'	5.33	1.48	1.41
67	B1	305	G	C4'-O4'	-5.33	1.38	1.45
67	B1	465	C	C4'-C3'	5.33	1.59	1.53
67	B1	1197	G	C4'-O4'	5.33	1.52	1.45
68	B3	124	A	C5'-C4'	5.33	1.57	1.51
1	AQ	16	ARG	CZ-NH1	5.33	1.40	1.33
1	AQ	120	ARG	CZ-NH2	5.33	1.40	1.33
21	A2	354	G	C3'-O3'	5.33	1.49	1.42
67	B1	1164	C	C3'-O3'	5.33	1.49	1.42
67	B1	1939	C	C3'-O3'	5.33	1.49	1.42
67	B1	2023	A	C2'-C1'	5.33	1.59	1.53
67	B1	2666	G	O3'-P	-5.33	1.54	1.61
21	A2	277	G	C3'-C2'	5.33	1.58	1.52
67	B1	248	C	C4'-C3'	5.33	1.59	1.53
67	B1	2319	C	C3'-C2'	-5.33	1.46	1.52
67	B1	2874	C	O3'-P	-5.33	1.54	1.61
21	A2	284	A	C5'-C4'	5.33	1.57	1.51
21	A2	610	G	P-O5'	-5.33	1.54	1.59
36	Bf	33	ARG	NE-CZ	5.33	1.40	1.33
67	B1	701	G	O4'-C1'	5.33	1.48	1.41
54	BF	155	GLU	CD-OE1	5.33	1.31	1.25
17	AO	77	TRP	CB-CG	5.33	1.59	1.50
21	A2	325	A	O4'-C1'	5.33	1.48	1.41
21	A2	345	G	C2'-O2'	-5.33	1.34	1.41
21	A2	655	A	C4'-C3'	-5.33	1.47	1.52
21	A2	707	A	O4'-C1'	5.33	1.48	1.41
21	A2	1407	U	P-O5'	-5.33	1.54	1.59
27	A0	51	C	C2'-C1'	-5.33	1.47	1.53
67	B1	914	U	C5'-C4'	-5.33	1.45	1.51
67	B1	1349	G	C2'-C1'	5.33	1.59	1.53
21	A2	93	A	C5'-C4'	5.32	1.57	1.51
21	A2	1193	G	C4'-C3'	5.32	1.59	1.53
67	B1	230	A	C4'-O4'	-5.32	1.38	1.45
67	B1	365	G	C2'-C1'	5.32	1.59	1.53
67	B1	1413	A	O4'-C1'	5.32	1.48	1.41
67	B1	2328	G	C2'-C1'	5.32	1.59	1.53
67	B1	2814	U	O4'-C1'	-5.32	1.34	1.41
21	A2	138	C	C5'-C4'	5.32	1.57	1.51
27	A0	33	U	C3'-O3'	5.32	1.49	1.42

*Continued on next page...*



*Continued from previous page...*

Mol	Chain	Res	Type	Atoms	Z	Observed(Å)	Ideal(Å)
37	BU	84	ARG	NE-CZ	5.32	1.40	1.33
40	BE	71	ARG	NE-CZ	5.32	1.40	1.33
67	B1	216	A	C5'-C4'	5.32	1.57	1.51
67	B1	710	G	C3'-C2'	5.32	1.58	1.52
67	B1	1135	A	C2'-C1'	-5.32	1.47	1.53
67	B1	3016	G	C5'-C4'	5.32	1.57	1.51
21	A2	307	G	C3'-O3'	5.32	1.49	1.42
12	AN	70	ARG	CZ-NH1	5.32	1.40	1.33
21	A2	75	C	O4'-C1'	5.32	1.48	1.41
21	A2	832	G	C3'-O3'	5.32	1.49	1.42
67	B1	202	A	O3'-P	-5.32	1.54	1.61
67	B1	277	A	C2'-O2'	5.32	1.48	1.41
67	B1	1512	G	O4'-C1'	5.32	1.48	1.41
67	B1	1616	A	C5'-C4'	5.32	1.57	1.51
67	B1	2665	G	O4'-C1'	-5.32	1.34	1.41
20	A3	27	ARG	CZ-NH2	5.32	1.40	1.33
67	B1	310	C	O4'-C1'	5.32	1.48	1.41
67	B1	2231	G	C5'-C4'	5.32	1.57	1.51
67	B1	2008	G	C3'-O3'	5.31	1.49	1.42
67	B1	2275	G	C4'-O4'	5.31	1.52	1.45
21	A2	183	A	O4'-C1'	5.31	1.48	1.41
21	A2	855	C	P-O5'	-5.31	1.54	1.59
23	AT	34	ARG	CD-NE	5.31	1.55	1.46
67	B1	120	G	O3'-P	-5.31	1.54	1.61
67	B1	191	U	C2'-C1'	-5.31	1.47	1.53
67	B1	1199	U	C4'-C3'	5.31	1.58	1.53
21	A2	233	C	C4'-O4'	5.31	1.52	1.45
59	BM	59	TYR	CG-CD1	5.31	1.46	1.39
67	B1	2294	A	C4'-C3'	5.31	1.58	1.53
1	AQ	55	ARG	NE-CZ	5.31	1.40	1.33
21	A2	785	U	C2'-C1'	5.31	1.59	1.53
33	BC	274	MET	N-CA	-5.31	1.35	1.46
67	B1	53	A	C5'-C4'	-5.31	1.45	1.51
67	B1	1058	A	C2'-C1'	5.31	1.59	1.53
21	A2	177	A	O4'-C1'	-5.31	1.34	1.41
31	BY	134	PHE	CA-CB	5.31	1.65	1.53
67	B1	1378	G	O3'-P	5.31	1.67	1.61
67	B1	1845	C	C2'-C1'	5.31	1.59	1.53
67	B1	2409	C	C2'-C1'	-5.31	1.47	1.53
51	Bj	80	ARG	CZ-NH2	5.31	1.40	1.33
11	A1	66	C	C5'-C4'	-5.30	1.45	1.51
15	AE	121	PHE	CG-CD1	5.30	1.46	1.38

*Continued on next page...*

*Continued from previous page...*

Mol	Chain	Res	Type	Atoms	Z	Observed(Å)	Ideal(Å)
15	AE	154	GLU	CB-CG	5.30	1.62	1.52
21	A2	615	G	C4'-C3'	-5.30	1.47	1.52
37	BU	18	ALA	N-CA	5.30	1.56	1.46
67	B1	490	C	C3'-C2'	5.30	1.58	1.52
67	B1	1761	C	P-O5'	-5.30	1.54	1.59
67	B1	950	G	O3'-P	-5.30	1.54	1.61
67	B1	2426	U	O4'-C1'	5.30	1.48	1.41
21	A2	606	U	C4'-C3'	5.30	1.58	1.53
21	A2	1078	U	P-O5'	-5.30	1.54	1.59
21	A2	1182	G	O3'-P	-5.30	1.54	1.61
27	A0	19	G	C2'-C1'	5.30	1.59	1.53
39	Be	42	ARG	NE-CZ	5.30	1.40	1.33
47	BI	77	ARG	NE-CZ	5.30	1.40	1.33
58	BP	97	GLY	N-CA	-5.30	1.38	1.46
67	B1	435	G	O4'-C1'	5.30	1.48	1.41
67	B1	1240	U	C2'-C1'	-5.30	1.47	1.53
67	B1	2721	C	C4'-O4'	-5.30	1.38	1.45
21	A2	1270	C	O4'-C1'	5.30	1.48	1.41
21	A2	1287	G	C4'-C3'	5.30	1.58	1.53
67	B1	1273	C	O3'-P	-5.30	1.54	1.61
67	B1	1665	G	C2'-C1'	5.30	1.59	1.53
67	B1	671	G	P-O5'	-5.30	1.54	1.59
67	B1	2128	G	C2'-C1'	-5.30	1.47	1.53
67	B1	2244	G	O4'-C1'	5.30	1.48	1.41
67	B1	2874	C	P-O5'	-5.30	1.54	1.59
67	B1	2905	C	C5'-C4'	5.30	1.57	1.51
10	AD	138	ARG	CZ-NH2	5.30	1.40	1.33
21	A2	368	C	O4'-C1'	5.30	1.48	1.41
21	A2	396	C	C4'-O4'	5.30	1.52	1.45
21	A2	544	C	O4'-C1'	5.30	1.48	1.41
21	A2	589	U	O4'-C1'	-5.30	1.34	1.41
67	B1	34	C	O4'-C1'	5.30	1.48	1.41
67	B1	196	A	C5'-C4'	5.30	1.57	1.51
67	B1	666	A	C3'-O3'	5.30	1.49	1.42
67	B1	1792	A	O4'-C1'	5.30	1.48	1.41
67	B1	1816	C	C3'-O3'	5.30	1.49	1.42
67	B1	2077	A	C5'-C4'	5.30	1.57	1.51
67	B1	2561	G	O3'-P	-5.30	1.54	1.61
3	AI	23	ARG	NE-CZ	5.29	1.40	1.33
16	AJ	23	LYS	CD-CE	5.29	1.64	1.51
21	A2	479	C	C3'-C2'	5.29	1.58	1.52
54	BF	166	ARG	CZ-NH1	5.29	1.40	1.33

*Continued on next page...*

*Continued from previous page...*

Mol	Chain	Res	Type	Atoms	Z	Observed(Å)	Ideal(Å)
67	B1	217	A	C5'-C4'	5.29	1.57	1.51
67	B1	2729	A	C2'-O2'	-5.29	1.34	1.41
67	B1	3044	U	C4'-O4'	5.29	1.52	1.45
8	AR	32	ARG	CZ-NH1	5.29	1.40	1.33
15	AE	107	ILE	C-N	5.29	1.42	1.33
21	A2	1227	A	C4'-C3'	-5.29	1.47	1.52
47	BI	42	ARG	CD-NE	5.29	1.55	1.46
67	B1	1108	A	C5'-C4'	5.29	1.57	1.51
6	AC	145	ARG	NE-CZ	5.29	1.40	1.33
11	A1	72	C	O3'-P	-5.29	1.54	1.61
21	A2	310	G	O4'-C1'	5.29	1.48	1.41
44	BW	22	ARG	CD-NE	5.29	1.55	1.46
67	B1	209	G	C4'-O4'	-5.29	1.38	1.45
67	B1	1079	A	O4'-C1'	-5.29	1.34	1.41
67	B1	1128	G	C5'-C4'	5.29	1.57	1.51
67	B1	1505	G	C2'-C1'	-5.29	1.47	1.53
67	B1	1727	G	C3'-O3'	5.29	1.49	1.42
67	B1	1756	C	C5'-C4'	5.29	1.57	1.51
21	A2	322	G	P-O5'	5.29	1.65	1.59
28	AV	33	ARG	CD-NE	5.29	1.55	1.46
38	Bb	49	LYS	N-CA	-5.29	1.35	1.46
21	A2	517	U	C4'-C3'	5.29	1.58	1.53
21	A2	783	G	P-O5'	-5.29	1.54	1.59
21	A2	1223	C	O3'-P	-5.29	1.54	1.61
28	B6	60	PHE	CG-CD1	5.29	1.46	1.38
67	B1	2390	G	O3'-P	-5.29	1.54	1.61
67	B1	2533	G	C5'-C4'	5.29	1.57	1.51
21	A2	360	A	C4'-C3'	5.29	1.58	1.53
21	A2	1190	C	C5'-C4'	5.29	1.57	1.51
56	BH	19	PRO	CA-CB	-5.29	1.43	1.53
67	B1	1582	G	O4'-C1'	5.29	1.48	1.41
21	A2	551	U	C5'-C4'	-5.29	1.45	1.51
67	B1	2798	U	O3'-P	-5.29	1.54	1.61
11	A1	73	C	C4'-C3'	5.28	1.58	1.53
15	AE	209	TRP	NE1-CE2	-5.28	1.30	1.37
21	A2	239	A	C3'-C2'	5.28	1.58	1.52
21	A2	643	G	C2'-O2'	-5.28	1.34	1.41
67	B1	152	G	C4'-C3'	5.28	1.58	1.53
67	B1	1813	A	C5'-C4'	5.28	1.57	1.51
67	B1	2101	A	C5'-C4'	5.28	1.57	1.51
67	B1	2113	G	O4'-C1'	-5.28	1.34	1.41
67	B1	2397	C	C2'-C1'	-5.28	1.47	1.53

*Continued on next page...*

*Continued from previous page...*

Mol	Chain	Res	Type	Atoms	Z	Observed(Å)	Ideal(Å)
67	B1	2400	U	O3'-P	-5.28	1.54	1.61
67	B1	2432	G	O4'-C1'	-5.28	1.34	1.41
21	A2	717	C	C2'-C1'	-5.28	1.47	1.53
21	A2	793	G	O4'-C1'	5.28	1.48	1.41
67	B1	2155	C	O4'-C1'	-5.28	1.34	1.41
67	B1	2220	C	C5'-C4'	5.28	1.57	1.51
67	B1	2615	U	O4'-C1'	5.28	1.48	1.41
67	B1	2683	G	C5'-C4'	5.28	1.57	1.51
67	B1	2885	C	P-O5'	-5.28	1.54	1.59
67	B1	1561	G	C4'-C3'	5.28	1.58	1.53
67	B1	2012	G	C3'-C2'	5.28	1.58	1.52
6	AC	63	ARG	CZ-NH2	5.28	1.40	1.33
21	A2	716	G	C2'-C1'	-5.28	1.47	1.53
67	B1	361	G	O3'-P	-5.28	1.54	1.61
67	B1	1705	C	C2'-C1'	-5.28	1.47	1.53
67	B1	2686	A	C4'-C3'	-5.28	1.47	1.52
67	B1	3045	G	P-O5'	-5.28	1.54	1.59
21	A2	83	C	C5'-C4'	5.28	1.57	1.51
21	A2	227	C	C4'-C3'	5.28	1.58	1.53
21	A2	389	G	O4'-C1'	5.28	1.48	1.41
27	A0	76	A	P-O5'	-5.28	1.54	1.59
35	BL	74	ARG	CZ-NH1	5.28	1.40	1.33
52	BB	84	TYR	CD2-CE2	5.28	1.47	1.39
67	B1	584	G	C2'-C1'	-5.28	1.47	1.53
67	B1	1567	C	P-OP1	-5.28	1.40	1.49
67	B1	1585	U	C4'-C3'	5.28	1.58	1.53
67	B1	1819	G	C2'-C1'	-5.28	1.47	1.53
67	B1	2191	U	C5'-C4'	5.28	1.57	1.51
21	A2	229	G	C3'-O3'	-5.28	1.34	1.42
21	A2	1152	C	P-O5'	-5.28	1.54	1.59
27	A0	17	U	O3'-P	-5.28	1.54	1.61
27	A0	24	G	P-O5'	-5.28	1.54	1.59
67	B1	70	G	O3'-P	-5.28	1.54	1.61
67	B1	827	G	C5'-C4'	5.27	1.57	1.51
67	B1	2350	G	C2'-C1'	5.27	1.59	1.53
67	B1	504	G	C5'-C4'	5.27	1.57	1.51
67	B1	2301	C	C2'-C1'	-5.27	1.47	1.53
21	A2	197	A	C4'-C3'	5.27	1.58	1.53
67	B1	1975	C	C5'-C4'	5.27	1.57	1.51
21	A2	607	U	O3'-P	-5.27	1.54	1.61
67	B1	2888	G	C4'-C3'	-5.27	1.47	1.52
67	B1	2958	U	C4'-O4'	-5.27	1.38	1.45

*Continued on next page...*

*Continued from previous page...*

Mol	Chain	Res	Type	Atoms	Z	Observed(Å)	Ideal(Å)
21	A2	499	G	C3'-C2'	5.27	1.58	1.52
33	BC	26	ARG	CD-NE	5.27	1.55	1.46
67	B1	43	G	O4'-C1'	-5.27	1.34	1.41
67	B1	514	U	C3'-C2'	5.27	1.58	1.52
67	B1	983	G	P-O5'	-5.27	1.54	1.59
67	B1	2319	C	C5'-C4'	5.27	1.57	1.51
21	A2	12	U	P-O5'	-5.27	1.54	1.59
67	B1	1812	A	P-O5'	-5.26	1.54	1.59
67	B1	2075	U	C5'-C4'	5.26	1.57	1.51
67	B1	2200	A	O4'-C1'	5.26	1.48	1.41
67	B1	1747	C	C4'-C3'	5.26	1.58	1.53
21	A2	178	C	O4'-C1'	5.26	1.48	1.41
67	B1	1318	G	C4'-C3'	5.26	1.58	1.53
67	B1	1671	A	C2'-O2'	5.26	1.48	1.41
67	B1	3014	U	O3'-P	-5.26	1.54	1.61
6	AC	6	TYR	CD2-CE2	5.26	1.47	1.39
21	A2	957	A	C3'-C2'	-5.26	1.47	1.52
21	A2	1186	C	C4'-O4'	5.26	1.52	1.45
34	B5	15	GLY	N-CA	-5.26	1.38	1.46
67	B1	751	U	O3'-P	-5.26	1.54	1.61
67	B1	1048	C	C5'-C4'	5.26	1.57	1.51
67	B1	2601	C	C5'-C4'	5.26	1.57	1.51
67	B1	2637	U	C3'-O3'	5.26	1.49	1.42
68	B3	101	A	O3'-P	5.26	1.67	1.61
15	AE	204	ARG	CD-NE	5.26	1.55	1.46
21	A2	888	A	C4'-C3'	-5.26	1.47	1.52
54	BF	171	GLY	N-CA	-5.26	1.38	1.46
67	B1	662	A	O3'-P	-5.26	1.54	1.61
1	AQ	93	GLU	CG-CD	5.26	1.59	1.51
11	A1	17	C	C5'-C4'	5.26	1.57	1.51
21	A2	691	G	C5'-C4'	5.26	1.57	1.51
21	A2	1255	C	P-O5'	-5.26	1.54	1.59
21	A2	1274	C	P-O5'	5.26	1.65	1.59
63	Bg	47	ARG	CZ-NH1	5.26	1.39	1.33
67	B1	490	C	C5'-C4'	-5.26	1.45	1.51
67	B1	544	A	C3'-O3'	5.26	1.49	1.42
67	B1	2057	G	O4'-C1'	5.26	1.48	1.41
67	B1	2930	G	C5'-C4'	5.26	1.57	1.51
21	A2	109	U	O3'-P	-5.25	1.54	1.61
21	A2	419	G	C3'-C2'	5.25	1.58	1.52
21	A2	1340	U	C2'-O2'	-5.25	1.34	1.41
25	AH	209	ARG	CZ-NH1	5.25	1.39	1.33

*Continued on next page...*

*Continued from previous page...*

Mol	Chain	Res	Type	Atoms	Z	Observed(Å)	Ideal(Å)
33	BC	257	GLY	CA-C	-5.25	1.43	1.51
42	BT	74	TYR	CZ-OH	5.25	1.46	1.37
67	B1	71	A	C2'-C1'	5.25	1.59	1.53
11	A1	68	C	C3'-O3'	5.25	1.49	1.42
21	A2	544	C	C2'-C1'	-5.25	1.47	1.53
21	A2	733	C	P-O5'	-5.25	1.54	1.59
21	A2	806	G	O3'-P	5.25	1.67	1.61
34	BK	15	GLY	N-CA	-5.25	1.38	1.46
67	B1	1171	G	P-O5'	-5.25	1.54	1.59
12	AN	51	ARG	CZ-NH1	5.25	1.39	1.33
21	A2	15	U	O4'-C1'	5.25	1.48	1.41
21	A2	183	A	C4'-C3'	5.25	1.58	1.53
51	Bj	33	LEU	CA-CB	5.25	1.65	1.53
67	B1	1613	A	O3'-P	-5.25	1.54	1.61
67	B1	1916	U	C3'-C2'	5.25	1.58	1.52
21	A2	160	C	P-O5'	-5.25	1.54	1.59
67	B1	1365	G	O4'-C1'	-5.25	1.34	1.41
21	A2	15	U	C2'-C1'	-5.25	1.47	1.53
21	A2	519	G	C3'-O3'	5.25	1.49	1.42
21	A2	753	G	C5'-C4'	5.25	1.57	1.51
44	BW	20	GLU	CD-OE1	5.25	1.31	1.25
67	B1	988	C	C3'-C2'	5.25	1.58	1.52
67	B1	2193	G	C4'-C3'	5.25	1.58	1.53
11	A1	64	C	C3'-O3'	5.25	1.49	1.42
19	AS	11	ARG	CD-NE	5.25	1.55	1.46
21	A2	196	G	C2'-C1'	-5.25	1.47	1.53
67	B1	1523	A	O4'-C1'	-5.25	1.34	1.41
67	B1	1906	G	C3'-C2'	5.25	1.58	1.52
67	B1	2512	C	P-O5'	5.25	1.65	1.59
21	A2	1356	A	C5'-C4'	5.25	1.57	1.51
28	B6	4	ARG	CZ-NH2	5.25	1.39	1.33
15	AE	52	TYR	CE2-CZ	5.24	1.45	1.38
21	A2	199	A	C2'-C1'	-5.24	1.47	1.53
21	A2	1082	A	C2'-C1'	-5.24	1.47	1.53
49	BQ	74	ARG	NE-CZ	5.24	1.39	1.33
67	B1	466	C	C4'-O4'	5.24	1.52	1.45
67	B1	1175	C	P-O5'	-5.24	1.54	1.59
67	B1	1617	G	C4'-C3'	5.24	1.58	1.53
67	B1	2190	A	O5'-C5'	5.24	1.52	1.44
21	A2	1259	A	P-O5'	-5.24	1.54	1.59
21	A2	879	U	C4'-O4'	5.24	1.52	1.45
31	BY	53	TYR	CB-CG	-5.24	1.43	1.51

*Continued on next page...*

*Continued from previous page...*

Mol	Chain	Res	Type	Atoms	Z	Observed(Å)	Ideal(Å)
67	B1	1929	C	O4'-C1'	5.24	1.48	1.41
21	A2	947	G	O4'-C1'	5.24	1.48	1.41
21	A2	1402	C	C3'-C2'	5.24	1.58	1.52
62	BN	114	ARG	NE-CZ	5.24	1.39	1.33
67	B1	21	C	C2'-C1'	-5.24	1.47	1.53
67	B1	816	C	O4'-C1'	5.24	1.48	1.41
67	B1	1335	C	P-O5'	-5.24	1.54	1.59
67	B1	2002	A	P-O5'	5.24	1.65	1.59
67	B1	2725	U	O4'-C1'	5.24	1.48	1.41
67	B1	2737	G	C3'-C2'	-5.24	1.47	1.52
67	B1	2918	G	C4'-C3'	5.24	1.58	1.53
15	AE	26	TYR	CE1-CZ	5.24	1.45	1.38
67	B1	2620	G	O3'-P	-5.24	1.54	1.61
67	B1	2857	C	P-O5'	5.24	1.65	1.59
7	AB	169	TRP	CD1-NE1	5.24	1.46	1.38
67	B1	1101	U	C3'-O3'	5.24	1.49	1.42
67	B1	2713	A	C3'-O3'	5.24	1.49	1.42
68	B3	42	A	C5'-C4'	5.24	1.57	1.51
21	A2	772	G	C2'-C1'	-5.23	1.47	1.53
21	A2	877	A	C4'-C3'	5.23	1.58	1.53
46	BA	154	ARG	CD-NE	5.23	1.55	1.46
67	B1	1572	C	C5'-C4'	5.23	1.57	1.51
67	B1	2280	G	C3'-C2'	5.23	1.58	1.52
21	A2	227	C	C3'-C2'	5.23	1.58	1.52
21	A2	1243	C	C4'-O4'	-5.23	1.38	1.45
67	B1	117	A	P-O5'	-5.23	1.54	1.59
67	B1	1281	A	C2'-C1'	5.23	1.59	1.53
67	B1	1384	C	C2'-C1'	-5.23	1.47	1.53
67	B1	1848	A	C2'-C1'	-5.23	1.47	1.53
67	B1	2481	G	C3'-C2'	5.23	1.58	1.52
67	B1	2716	C	C5'-C4'	-5.23	1.45	1.51
68	B3	16	G	C4'-O4'	-5.23	1.38	1.45
21	A2	1230	G	O4'-C1'	5.23	1.48	1.41
67	B1	286	G	C2'-C1'	5.23	1.59	1.53
2	AK	24	GLY	CA-C	-5.23	1.43	1.51
21	A2	811	G	O4'-C1'	5.23	1.48	1.41
21	A2	1345	G	C3'-O3'	5.23	1.49	1.42
59	BM	160	ARG	CZ-NH1	5.23	1.39	1.33
67	B1	510	A	C2'-C1'	5.23	1.59	1.53
67	B1	788	A	C3'-O3'	5.23	1.49	1.42
67	B1	1205	U	C4'-C3'	5.23	1.58	1.53
13	AX	7	TYR	CG-CD1	5.23	1.46	1.39

*Continued on next page...*

*Continued from previous page...*

Mol	Chain	Res	Type	Atoms	Z	Observed(Å)	Ideal(Å)
67	B1	194	G	O3'-P	-5.23	1.54	1.61
67	B1	1428	G	C4'-C3'	5.23	1.58	1.53
67	B1	3000	U	O4'-C1'	-5.23	1.34	1.41
33	BC	236	ARG	NE-CZ	5.22	1.39	1.33
43	Bk	53	ARG	CZ-NH1	5.22	1.39	1.33
52	BB	23	ARG	CZ-NH2	5.22	1.39	1.33
67	B1	653	U	C5'-C4'	5.22	1.57	1.51
67	B1	1557	G	C5'-C4'	5.22	1.57	1.51
67	B1	1981	G	C5'-C4'	5.22	1.57	1.51
67	B1	2180	C	C3'-C2'	-5.22	1.47	1.52
67	B1	2420	C	C2'-C1'	5.22	1.59	1.53
42	BT	63	GLU	CB-CG	5.22	1.62	1.52
48	BR	9	ARG	NE-CZ	5.22	1.39	1.33
67	B1	196	A	C3'-C2'	-5.22	1.47	1.52
67	B1	1325	A	C5'-C4'	5.22	1.57	1.51
67	B1	1554	G	C4'-C3'	5.22	1.58	1.53
67	B1	1751	G	O3'-P	-5.22	1.54	1.61
67	B1	2598	C	P-O5'	-5.22	1.54	1.59
67	B1	2820	C	O4'-C1'	5.22	1.48	1.41
67	B1	1207	G	C4'-O4'	-5.22	1.38	1.45
16	AJ	87	ARG	CZ-NH1	5.22	1.39	1.33
21	A2	1148	G	O4'-C1'	5.22	1.48	1.41
44	BW	66	GLU	CA-CB	5.22	1.65	1.53
47	BI	2	ARG	CD-NE	5.22	1.55	1.46
67	B1	1607	C	C2'-C1'	-5.22	1.47	1.53
67	B1	1615	G	C4'-C3'	-5.22	1.47	1.52
67	B1	2707	G	C4'-C3'	5.22	1.58	1.53
21	A2	855	C	C5'-C4'	5.22	1.57	1.51
46	BA	107	PHE	CG-CD1	5.22	1.46	1.38
49	BQ	47	GLU	CD-OE1	5.22	1.31	1.25
8	AR	108	ARG	CZ-NH1	5.22	1.39	1.33
21	A2	109	U	P-O5'	-5.22	1.54	1.59
21	A2	759	C	P-O5'	-5.22	1.54	1.59
21	A2	847	A	C5'-C4'	5.22	1.57	1.51
36	Bf	46	ARG	NE-CZ	5.22	1.39	1.33
39	Be	23	CYS	CB-SG	5.22	1.91	1.82
47	BI	134	VAL	N-CA	-5.22	1.35	1.46
65	BJ	30	ALA	CA-CB	5.22	1.63	1.52
67	B1	255	G	C2'-C1'	-5.22	1.47	1.53
67	B1	842	C	C5'-C4'	5.22	1.57	1.51
67	B1	870	G	O4'-C1'	5.22	1.48	1.41
67	B1	1824	G	P-O5'	-5.22	1.54	1.59

*Continued on next page...*



*Continued from previous page...*

Mol	Chain	Res	Type	Atoms	Z	Observed(Å)	Ideal(Å)
67	B1	2045	C	P-O5'	-5.22	1.54	1.59
21	A2	174	G	P-O5'	-5.21	1.54	1.59
21	A2	371	U	O4'-C1'	5.21	1.48	1.41
21	A2	1002	G	O4'-C1'	-5.21	1.34	1.41
21	A2	1447	A	C2'-C1'	-5.21	1.47	1.53
67	B1	406	G	C2'-C1'	5.21	1.59	1.53
67	B1	422	G	C2'-C1'	-5.21	1.47	1.53
67	B1	593	C	O3'-P	-5.21	1.54	1.61
67	B1	1408	G	P-O5'	-5.21	1.54	1.59
67	B1	2356	U	P-O5'	5.21	1.65	1.59
67	B1	2688	C	O3'-P	-5.21	1.54	1.61
21	A2	418	G	O4'-C1'	-5.21	1.34	1.41
21	A2	1415	U	C3'-C2'	-5.21	1.47	1.52
30	AU	52	TYR	CD2-CE2	5.21	1.47	1.39
67	B1	140	C	C4'-C3'	5.21	1.58	1.53
67	B1	858	G	C2'-O2'	5.21	1.48	1.41
67	B1	2235	G	C4'-O4'	5.21	1.52	1.45
11	A1	51	G	C5'-C4'	5.21	1.57	1.51
21	A2	1257	U	P-O5'	-5.21	1.54	1.59
27	A0	40	C	P-O5'	-5.21	1.54	1.59
21	A2	925	U	O4'-C1'	5.21	1.48	1.41
37	BU	93	TYR	CZ-OH	5.21	1.46	1.37
57	BZ	99	ARG	CA-CB	5.21	1.65	1.53
67	B1	1521	G	C4'-O4'	5.21	1.52	1.45
67	B1	2856	G	C3'-C2'	-5.21	1.47	1.52
7	AB	180	GLY	CA-C	-5.21	1.43	1.51
11	A1	53	G	C2'-O2'	5.21	1.48	1.41
21	A2	513	A	O4'-C1'	5.21	1.48	1.41
21	A2	674	C	P-O5'	-5.21	1.54	1.59
21	A2	770	A	O4'-C1'	5.21	1.48	1.41
67	B1	629	G	C5'-C4'	5.21	1.57	1.51
21	A2	658	A	C5'-C4'	5.21	1.57	1.51
67	B1	102	A	O4'-C1'	5.21	1.48	1.41
2	AK	47	GLU	CG-CD	5.20	1.59	1.51
21	A2	1270	C	P-O5'	5.20	1.65	1.59
27	A0	50	C	P-O5'	-5.20	1.54	1.59
46	BA	45	ARG	CZ-NH2	5.20	1.39	1.33
67	B1	143	C	C3'-O3'	5.20	1.49	1.42
67	B1	1386	G	C4'-C3'	5.20	1.58	1.53
67	B1	2112	C	C2'-C1'	-5.20	1.47	1.53
67	B1	2113	G	O3'-P	-5.20	1.54	1.61
67	B1	2286	U	P-O5'	5.20	1.65	1.59

*Continued on next page...*

*Continued from previous page...*

Mol	Chain	Res	Type	Atoms	Z	Observed(Å)	Ideal(Å)
68	B3	70	C	C3'-C2'	-5.20	1.47	1.52
16	AJ	56	ARG	CD-NE	5.20	1.55	1.46
21	A2	1330	G	O3'-P	-5.20	1.54	1.61
67	B1	577	C	C5'-C4'	5.20	1.57	1.51
67	B1	1277	G	C4'-O4'	-5.20	1.38	1.45
21	A2	852	G	O4'-C1'	-5.20	1.34	1.41
21	A2	937	A	O4'-C1'	5.20	1.48	1.41
39	Be	55	TRP	CA-CB	5.20	1.65	1.53
49	BQ	61	TYR	CE1-CZ	5.20	1.45	1.38
67	B1	1266	A	C3'-O3'	5.20	1.49	1.42
67	B1	1533	G	C3'-C2'	-5.20	1.47	1.52
68	B3	99	G	P-O5'	-5.20	1.54	1.59
7	AB	151	ASP	N-CA	-5.20	1.35	1.46
16	AJ	92	ARG	CD-NE	5.20	1.55	1.46
21	A2	228	G	C3'-C2'	-5.20	1.47	1.52
21	A2	611	A	C4'-C3'	-5.20	1.47	1.52
67	B1	3004	C	C4'-C3'	5.20	1.58	1.53
68	B3	82	C	C4'-O4'	5.20	1.52	1.45
5	AW	21	CYS	CB-SG	5.20	1.91	1.82
8	AR	53	TYR	CD1-CE1	5.20	1.47	1.39
10	AD	79	ARG	CZ-NH1	5.20	1.39	1.33
31	BY	10	ARG	NE-CZ	5.20	1.39	1.33
21	A2	1057	A	C3'-O3'	5.20	1.49	1.42
21	A2	1185	A	C5'-C4'	5.20	1.57	1.51
21	A2	1195	U	O4'-C1'	5.20	1.48	1.41
37	BU	59	TYR	CZ-OH	5.20	1.46	1.37
37	BU	104	GLU	CB-CG	5.20	1.62	1.52
67	B1	710	G	C5'-C4'	5.20	1.57	1.51
67	B1	2407	G	P-O5'	5.20	1.65	1.59
67	B1	2848	C	P-O5'	5.20	1.65	1.59
21	A2	1181	G	C4'-O4'	-5.19	1.38	1.45
67	B1	2143	C	O3'-P	-5.19	1.54	1.61
21	A2	64	G	P-O5'	-5.19	1.54	1.59
62	BN	117	GLY	N-CA	-5.19	1.38	1.46
67	B1	148	C	C4'-C3'	-5.19	1.47	1.52
67	B1	1371	U	P-O5'	-5.19	1.54	1.59
67	B1	1814	A	P-O5'	-5.19	1.54	1.59
67	B1	2600	C	C4'-O4'	-5.19	1.38	1.45
67	B1	2651	G	C3'-O3'	5.19	1.49	1.42
2	AK	84	ARG	NE-CZ	5.19	1.39	1.33
21	A2	96	G	O3'-P	-5.19	1.54	1.61
62	BN	125	ARG	CZ-NH1	5.19	1.39	1.33

*Continued on next page...*

*Continued from previous page...*

Mol	Chain	Res	Type	Atoms	Z	Observed(Å)	Ideal(Å)
67	B1	544	A	C4'-C3'	5.19	1.58	1.53
67	B1	994	G	O4'-C1'	-5.19	1.34	1.41
67	B1	2400	U	C5'-C4'	5.19	1.57	1.51
3	AI	62	ARG	NE-CZ	5.19	1.39	1.33
21	A2	179	U	C2'-C1'	5.19	1.59	1.53
21	A2	240	U	P-OP2	-5.19	1.40	1.49
21	A2	252	U	O4'-C1'	5.19	1.48	1.41
21	A2	749	C	C3'-C2'	5.19	1.58	1.52
49	BQ	43	ARG	NE-CZ	5.19	1.39	1.33
67	B1	111	U	P-O5'	-5.19	1.54	1.59
67	B1	191	U	C4'-O4'	-5.19	1.38	1.45
67	B1	660	U	P-O5'	-5.19	1.54	1.59
67	B1	968	A	O3'-P	-5.19	1.54	1.61
67	B1	1437	C	C4'-C3'	5.19	1.58	1.53
67	B1	2943	G	C2'-C1'	5.19	1.59	1.53
67	B1	40	G	C3'-O3'	5.19	1.49	1.42
67	B1	560	G	P-O5'	-5.19	1.54	1.59
67	B1	888	U	O4'-C1'	5.19	1.48	1.41
67	B1	1160	U	C5'-C4'	5.19	1.57	1.51
30	AU	119	ARG	CZ-NH2	5.18	1.39	1.33
33	BC	79	ARG	CD-NE	5.18	1.55	1.46
67	B1	118	A	C5'-C4'	5.18	1.57	1.51
67	B1	1832	G	O4'-C1'	5.18	1.48	1.41
67	B1	1836	A	O4'-C1'	5.18	1.48	1.41
21	A2	991	C	O4'-C1'	5.18	1.48	1.41
21	A2	1211	A	C5'-C4'	5.18	1.57	1.51
27	A0	54	U	C4'-C3'	-5.18	1.47	1.52
67	B1	21	C	C3'-O3'	-5.18	1.34	1.42
67	B1	2155	C	C4'-O4'	-5.18	1.38	1.45
52	BB	105	GLY	N-CA	-5.18	1.38	1.46
67	B1	765	G	P-O5'	5.18	1.65	1.59
67	B1	1534	G	C5'-C4'	-5.18	1.45	1.51
67	B1	2991	C	C3'-C2'	5.18	1.58	1.52
11	A1	48	U	C5'-C4'	5.18	1.57	1.51
21	A2	98	U	C3'-O3'	5.18	1.49	1.42
21	A2	936	A	O4'-C1'	5.18	1.48	1.41
67	B1	2663	G	P-O5'	5.18	1.65	1.59
21	A2	889	G	C3'-C2'	-5.18	1.47	1.52
21	A2	1278	A	C2'-C1'	5.18	1.59	1.53
67	B1	143	C	P-O5'	-5.18	1.54	1.59
67	B1	1185	A	C4'-O4'	-5.18	1.38	1.45
67	B1	2232	U	P-O5'	-5.18	1.54	1.59

*Continued on next page...*

*Continued from previous page...*

Mol	Chain	Res	Type	Atoms	Z	Observed(Å)	Ideal(Å)
67	B1	2246	G	O3'-P	5.18	1.67	1.61
67	B1	2809	G	C4'-O4'	5.18	1.52	1.45
67	B1	2994	G	C3'-O3'	5.18	1.49	1.42
21	A2	581	G	O4'-C1'	5.18	1.48	1.41
21	A2	650	A	P-O5'	5.18	1.65	1.59
21	A2	774	U	P-O5'	-5.18	1.54	1.59
61	Bd	20	GLY	CA-C	-5.18	1.43	1.51
67	B1	156	A	C2'-C1'	-5.18	1.47	1.53
67	B1	1780	C	O3'-P	-5.18	1.54	1.61
21	A2	255	G	C4'-O4'	5.17	1.52	1.45
21	A2	994	C	C2'-C1'	5.17	1.59	1.53
65	BJ	129	ARG	CZ-NH2	5.17	1.39	1.33
67	B1	429	U	C4'-O4'	5.17	1.52	1.45
67	B1	2708	U	C3'-O3'	5.17	1.49	1.42
21	A2	1131	G	O3'-P	-5.17	1.54	1.61
21	A2	1331	G	O4'-C1'	5.17	1.48	1.41
67	B1	1904	G	C4'-O4'	5.17	1.52	1.45
11	A1	3	G	P-O5'	-5.17	1.54	1.59
21	A2	1433	C	C5'-C4'	5.17	1.57	1.51
67	B1	241	C	C4'-C3'	-5.17	1.47	1.52
67	B1	716	U	P-O5'	-5.17	1.54	1.59
67	B1	778	A	P-O5'	-5.17	1.54	1.59
67	B1	2471	A	O4'-C1'	5.17	1.48	1.41
52	BB	234	ARG	CZ-NH1	5.17	1.39	1.33
53	BD	85	PHE	CG-CD2	5.17	1.46	1.38
28	B6	33	ARG	NE-CZ	5.17	1.39	1.33
67	B1	304	G	C3'-O3'	-5.17	1.34	1.42
67	B1	1688	C	C4'-C3'	-5.17	1.47	1.52
67	B1	1862	G	P-O5'	5.17	1.65	1.59
1	AQ	7	ARG	NE-CZ	5.17	1.39	1.33
21	A2	159	C	P-O5'	-5.17	1.54	1.59
21	A2	341	C	C5'-C4'	5.17	1.57	1.51
21	A2	1094	U	C5'-C4'	5.17	1.57	1.51
21	A2	1205	G	O3'-P	-5.17	1.54	1.61
21	A2	1211	A	O4'-C1'	5.17	1.48	1.41
36	Bf	43	TYR	CB-CG	-5.17	1.43	1.51
42	BT	32	ARG	NE-CZ	5.17	1.39	1.33
67	B1	142	G	C4'-O4'	-5.17	1.38	1.45
67	B1	2115	U	O4'-C1'	-5.17	1.34	1.41
67	B1	2256	G	O3'-P	-5.17	1.54	1.61
67	B1	2382	A	C3'-O3'	5.17	1.49	1.42
67	B1	2995	A	C3'-O3'	5.17	1.49	1.42

*Continued on next page...*

*Continued from previous page...*

Mol	Chain	Res	Type	Atoms	Z	Observed(Å)	Ideal(Å)
2	AK	27	ARG	CZ-NH1	5.17	1.39	1.33
21	A2	404	C	P-O5'	5.17	1.65	1.59
21	A2	500	A	O3'-P	-5.17	1.54	1.61
21	A2	769	A	O4'-C1'	-5.17	1.34	1.41
21	A2	1018	C	O3'-P	-5.17	1.54	1.61
21	A2	1397	C	P-O5'	-5.17	1.54	1.59
27	A0	42	G	O3'-P	-5.17	1.54	1.61
67	B1	1306	A	C2'-C1'	-5.17	1.47	1.53
67	B1	1580	G	C5'-C4'	5.17	1.57	1.51
10	AD	26	GLU	CB-CG	5.17	1.61	1.52
21	A2	200	G	P-O5'	5.17	1.65	1.59
21	A2	806	G	C3'-O3'	5.17	1.49	1.42
21	A2	1203	G	C3'-C2'	-5.17	1.47	1.52
33	BC	90	TYR	CE1-CZ	5.17	1.45	1.38
67	B1	1807	G	O4'-C1'	5.17	1.48	1.41
67	B1	2543	A	C4'-C3'	5.17	1.58	1.53
21	A2	870	U	P-O5'	5.16	1.65	1.59
21	A2	1266	A	C5'-C4'	5.16	1.57	1.51
21	A2	1272	G	P-O5'	-5.16	1.54	1.59
35	BL	9	ARG	C-N	-5.16	1.22	1.34
37	BU	38	LYS	CA-CB	5.16	1.65	1.53
59	BM	122	ASP	CB-CG	5.16	1.62	1.51
67	B1	449	G	C3'-C2'	5.16	1.58	1.52
67	B1	1629	G	C2'-C1'	-5.16	1.47	1.53
67	B1	2409	C	C3'-C2'	-5.16	1.47	1.52
67	B1	2935	A	C4'-C3'	5.16	1.58	1.53
21	A2	882	C	C4'-O4'	5.16	1.52	1.45
67	B1	748	G	C4'-C3'	-5.16	1.47	1.52
67	B1	1840	G	P-O5'	-5.16	1.54	1.59
52	BB	54	ARG	CZ-NH2	5.16	1.39	1.33
67	B1	276	G	O3'-P	-5.16	1.54	1.61
67	B1	1443	G	C5'-C4'	-5.16	1.45	1.51
67	B1	2966	C	O3'-P	5.16	1.67	1.61
17	AO	119	ARG	NE-CZ	5.16	1.39	1.33
21	A2	48	G	C3'-O3'	5.16	1.49	1.42
21	A2	397	C	C3'-O3'	5.16	1.49	1.42
21	A2	630	A	O4'-C1'	5.16	1.48	1.41
21	A2	1207	G	C2'-C1'	5.16	1.59	1.53
21	A2	1474	A	C4'-C3'	5.16	1.58	1.53
33	BC	124	PHE	CG-CD2	5.16	1.46	1.38
67	B1	455	G	C5'-C4'	5.16	1.57	1.51
67	B1	522	A	C3'-O3'	5.16	1.49	1.42

*Continued on next page...*

*Continued from previous page...*

Mol	Chain	Res	Type	Atoms	Z	Observed(Å)	Ideal(Å)
67	B1	1262	C	C2'-C1'	-5.16	1.47	1.53
67	B1	1350	C	C4'-C3'	-5.16	1.47	1.52
67	B1	2739	G	C3'-O3'	5.16	1.49	1.42
27	A0	36	U	O3'-P	5.16	1.67	1.61
39	Be	50	ARG	NE-CZ	5.16	1.39	1.33
67	B1	707	U	O3'-P	-5.16	1.54	1.61
67	B1	1938	G	C3'-C2'	-5.16	1.47	1.52
21	A2	75	C	C3'-C2'	-5.16	1.47	1.52
21	A2	493	C	C3'-O3'	5.16	1.49	1.42
21	A2	1049	U	O4'-C1'	5.16	1.48	1.41
67	B1	312	G	C2'-O2'	-5.16	1.34	1.41
67	B1	372	A	C4'-O4'	-5.16	1.38	1.45
21	A2	1070	C	C5'-C4'	5.15	1.57	1.51
34	B5	71	VAL	CB-CG2	5.15	1.63	1.52
67	B1	1170	G	O3'-P	-5.15	1.54	1.61
67	B1	1750	C	O4'-C1'	5.15	1.48	1.41
67	B1	2304	C	O3'-P	-5.15	1.54	1.61
8	AR	3	ARG	CZ-NH1	5.15	1.39	1.33
21	A2	552	C	C3'-C2'	5.15	1.58	1.52
67	B1	542	A	C4'-C3'	-5.15	1.47	1.52
21	A2	515	U	P-OP1	-5.15	1.40	1.49
37	BU	75	ARG	CZ-NH1	5.15	1.39	1.33
67	B1	218	A	O4'-C1'	-5.15	1.34	1.41
67	B1	533	G	C5'-C4'	5.15	1.57	1.51
67	B1	538	G	C4'-C3'	-5.15	1.47	1.52
67	B1	2456	C	C5'-C4'	5.15	1.57	1.51
67	B1	2462	U	C2'-C1'	-5.15	1.47	1.53
67	B1	2709	C	C2'-C1'	5.15	1.59	1.53
21	A2	334	G	C3'-C2'	-5.15	1.47	1.52
67	B1	731	C	C3'-C2'	-5.15	1.47	1.52
67	B1	2371	A	C3'-O3'	5.15	1.49	1.42
67	B1	2619	U	C3'-O3'	5.15	1.49	1.42
21	A2	624	G	C5'-C4'	5.15	1.57	1.51
21	A2	756	A	C4'-O4'	5.15	1.52	1.45
21	A2	1343	C	O3'-P	-5.15	1.54	1.61
27	A0	62	C	C4'-O4'	-5.15	1.38	1.45
67	B1	191	U	P-O5'	-5.15	1.54	1.59
67	B1	747	G	C5'-C4'	5.15	1.57	1.51
67	B1	2412	A	O4'-C1'	5.15	1.48	1.41
16	AJ	53	ARG	CZ-NH2	5.15	1.39	1.33
21	A2	572	U	C3'-O3'	5.15	1.49	1.42
67	B1	2605	G	C4'-O4'	-5.15	1.38	1.45

*Continued on next page...*

*Continued from previous page...*

Mol	Chain	Res	Type	Atoms	Z	Observed(Å)	Ideal(Å)
67	B1	2829	C	C5'-C4'	5.15	1.57	1.51
8	AR	50	GLU	CB-CG	5.14	1.61	1.52
21	A2	17	C	C2'-O2'	-5.14	1.34	1.41
59	BM	106	ARG	NE-CZ	5.14	1.39	1.33
67	B1	40	G	P-O5'	-5.14	1.54	1.59
67	B1	804	C	O3'-P	-5.14	1.54	1.61
11	A1	36	A	P-O5'	5.14	1.64	1.59
21	A2	40	C	P-O5'	-5.14	1.54	1.59
21	A2	153	G	C5'-C4'	5.14	1.57	1.51
21	A2	239	A	C4'-C3'	5.14	1.58	1.53
21	A2	347	G	C4'-C3'	5.14	1.58	1.53
27	A0	66	C	C2'-O2'	-5.14	1.34	1.41
21	A2	303	G	P-O5'	-5.14	1.54	1.59
67	B1	554	C	P-O5'	-5.14	1.54	1.59
67	B1	855	G	O3'-P	-5.14	1.54	1.61
67	B1	1609	G	C5'-C4'	5.14	1.57	1.51
67	B1	1708	U	O4'-C1'	-5.14	1.34	1.41
67	B1	2768	C	O3'-P	-5.14	1.54	1.61
67	B1	1496	A	O3'-P	-5.14	1.54	1.61
11	A1	65	C	C3'-C2'	5.14	1.58	1.52
21	A2	1145	C	C4'-O4'	-5.14	1.38	1.45
34	BK	71	VAL	CB-CG2	5.14	1.63	1.52
67	B1	523	C	C4'-C3'	5.14	1.58	1.53
31	BY	27	ARG	NE-CZ	5.14	1.39	1.33
67	B1	2517	U	C3'-C2'	5.14	1.58	1.52
67	B1	2738	G	P-O5'	5.14	1.64	1.59
6	AC	73	PHE	CG-CD2	5.13	1.46	1.38
21	A2	435	A	C5'-C4'	5.13	1.57	1.51
21	A2	1326	G	C4'-C3'	5.13	1.58	1.53
21	A2	1414	G	C3'-C2'	5.13	1.58	1.52
27	A0	30	G	C2'-C1'	-5.13	1.47	1.53
67	B1	591	G	P-O5'	5.13	1.64	1.59
67	B1	1742	C	C3'-C2'	-5.13	1.47	1.52
2	AK	127	ARG	NE-CZ	5.13	1.39	1.33
67	B1	1649	G	O3'-P	-5.13	1.54	1.61
67	B1	1849	A	P-O5'	-5.13	1.54	1.59
21	A2	64	G	C5'-C4'	5.13	1.57	1.51
21	A2	1034	G	P-O5'	-5.13	1.54	1.59
21	A2	1493	C	C2'-C1'	5.13	1.58	1.53
67	B1	1910	C	C2'-C1'	-5.13	1.47	1.53
67	B1	2268	C	P-O5'	5.13	1.64	1.59
21	A2	516	A	C2'-O2'	-5.13	1.34	1.41

*Continued on next page...*

*Continued from previous page...*

Mol	Chain	Res	Type	Atoms	Z	Observed(Å)	Ideal(Å)
67	B1	385	U	C2'-C1'	5.13	1.58	1.53
67	B1	828	G	C4'-C3'	5.13	1.58	1.53
17	AO	116	ARG	CZ-NH1	5.13	1.39	1.33
21	A2	548	A	C4'-C3'	5.13	1.58	1.53
21	A2	808	C	C4'-O4'	-5.13	1.38	1.45
67	B1	259	A	C3'-O3'	5.13	1.49	1.42
67	B1	1212	A	C5'-C4'	5.13	1.57	1.51
67	B1	1304	G	C3'-C2'	-5.13	1.47	1.52
67	B1	1325	A	C2'-C1'	-5.13	1.47	1.53
67	B1	2065	C	O3'-P	5.13	1.67	1.61
67	B1	2193	G	C5'-C4'	5.13	1.57	1.51
21	A2	324	C	O3'-P	-5.13	1.54	1.61
62	BN	4	ARG	CD-NE	5.13	1.55	1.46
67	B1	2618	C	C3'-C2'	-5.13	1.47	1.52
67	B1	504	G	P-O5'	-5.12	1.54	1.59
21	A2	569	G	C3'-C2'	-5.12	1.47	1.52
21	A2	1124	G	P-O5'	-5.12	1.54	1.59
67	B1	515	G	C5'-C4'	5.12	1.57	1.51
67	B1	864	C	C3'-C2'	5.12	1.58	1.52
67	B1	1978	A	O4'-C1'	5.12	1.48	1.41
67	B1	2490	C	C3'-C2'	5.12	1.58	1.52
56	BH	30	LEU	N-CA	-5.12	1.36	1.46
67	B1	387	A	C2'-C1'	-5.12	1.47	1.53
67	B1	2130	C	O4'-C1'	5.12	1.48	1.41
21	A2	413	G	C3'-C2'	-5.12	1.47	1.52
21	A2	617	A	C3'-O3'	5.12	1.49	1.42
21	A2	1491	C	C4'-C3'	-5.12	1.47	1.52
61	Bd	9	SER	CA-CB	5.12	1.60	1.52
67	B1	751	U	O4'-C1'	-5.12	1.34	1.41
67	B1	955	A	C3'-C2'	-5.12	1.47	1.52
67	B1	1430	A	C5'-C4'	5.12	1.57	1.51
40	BE	138	ASP	C-N	5.12	1.45	1.34
67	B1	1330	G	C5'-C4'	5.12	1.57	1.51
67	B1	1510	U	C3'-O3'	5.12	1.49	1.42
67	B1	1794	C	P-O5'	5.12	1.64	1.59
67	B1	2413	G	C4'-O4'	-5.12	1.38	1.45
21	A2	696	G	O4'-C1'	5.12	1.48	1.41
21	A2	1074	C	O3'-P	-5.12	1.55	1.61
67	B1	30	G	O4'-C1'	5.12	1.48	1.41
67	B1	278	C	C3'-O3'	-5.12	1.34	1.42
67	B1	866	G	O4'-C1'	5.12	1.48	1.41
67	B1	2274	C	C4'-C3'	5.12	1.58	1.53

*Continued on next page...*



*Continued from previous page...*

Mol	Chain	Res	Type	Atoms	Z	Observed(Å)	Ideal(Å)
67	B1	2593	A	C2'-C1'	-5.12	1.47	1.53
67	B1	300	U	C3'-O3'	5.11	1.49	1.42
67	B1	460	C	P-O5'	5.11	1.64	1.59
67	B1	2232	U	C2'-C1'	5.11	1.58	1.53
21	A2	98	U	O4'-C1'	5.11	1.48	1.41
21	A2	106	A	C2'-C1'	5.11	1.58	1.53
10	AD	156	ARG	CD-NE	5.11	1.55	1.46
21	A2	194	C	O3'-P	-5.11	1.55	1.61
67	B1	161	C	C5'-C4'	5.11	1.57	1.51
67	B1	2050	U	O3'-P	-5.11	1.55	1.61
67	B1	2348	G	C5'-C4'	5.11	1.57	1.51
67	B1	3046	C	C3'-C2'	-5.11	1.47	1.52
21	A2	574	A	C4'-O4'	-5.11	1.39	1.45
21	A2	1110	U	C5'-C4'	5.11	1.57	1.51
67	B1	2689	G	O3'-P	-5.11	1.55	1.61
21	A2	728	G	C2'-C1'	-5.11	1.47	1.53
21	A2	827	G	C5'-C4'	5.11	1.57	1.51
21	A2	906	G	C2'-C1'	-5.11	1.47	1.53
66	B1	53	PHE	CA-CB	5.11	1.65	1.53
67	B1	159	C	O4'-C1'	5.11	1.48	1.41
67	B1	175	G	C5'-C4'	5.11	1.57	1.51
67	B1	811	C	C4'-C3'	-5.11	1.47	1.52
67	B1	1838	C	O5'-C5'	-5.11	1.34	1.42
67	B1	2274	C	O3'-P	5.11	1.67	1.61
59	BM	46	ASP	CB-CG	5.11	1.62	1.51
67	B1	562	G	C4'-O4'	5.11	1.52	1.45
67	B1	1425	U	C2'-C1'	5.11	1.58	1.53
17	AO	75	PRO	N-CA	-5.10	1.38	1.47
53	BD	254	TYR	CD2-CE2	5.10	1.47	1.39
20	B4	45	ARG	CD-NE	5.10	1.55	1.46
21	A2	90	C	C4'-C3'	5.10	1.58	1.53
21	A2	783	G	C4'-C3'	5.10	1.58	1.53
39	Be	44	ARG	NE-CZ	5.10	1.39	1.33
67	B1	550	A	C2'-C1'	-5.10	1.47	1.53
67	B1	1781	C	C5'-C4'	5.10	1.57	1.51
67	B1	2304	C	C5'-C4'	5.10	1.57	1.51
67	B1	2408	G	C4'-C3'	-5.10	1.47	1.52
67	B1	2590	C	C4'-O4'	5.10	1.52	1.45
67	B1	2953	U	C5'-C4'	5.10	1.57	1.51
21	A2	1250	C	P-O5'	5.10	1.64	1.59
67	B1	1483	U	C2'-O2'	5.10	1.48	1.41
67	B1	2983	G	O4'-C1'	5.10	1.48	1.41

*Continued on next page...*

*Continued from previous page...*

Mol	Chain	Res	Type	Atoms	Z	Observed(Å)	Ideal(Å)
21	A2	148	C	C5'-C4'	5.10	1.57	1.51
34	B5	59	LYS	N-CA	-5.10	1.36	1.46
67	B1	40	G	O4'-C1'	5.10	1.48	1.41
67	B1	706	U	C4'-O4'	5.10	1.52	1.45
67	B1	723	A	C4'-O4'	5.10	1.52	1.45
67	B1	2292	A	P-O5'	-5.10	1.54	1.59
67	B1	2691	G	C4'-C3'	5.10	1.58	1.53
67	B1	2843	C	O3'-P	-5.10	1.55	1.61
27	A0	71	G	C3'-O3'	5.10	1.49	1.42
38	Bb	65	TRP	NE1-CE2	5.10	1.44	1.37
39	Be	22	ARG	CZ-NH2	5.10	1.39	1.33
59	BM	49	ARG	NE-CZ	5.10	1.39	1.33
8	AR	110	GLU	CD-OE2	-5.09	1.20	1.25
21	A2	582	G	C4'-C3'	-5.09	1.47	1.52
25	AH	84	HIS	C-N	5.09	1.45	1.34
26	AP	12	ARG	NE-CZ	5.09	1.39	1.33
67	B1	190	C	O3'-P	5.09	1.67	1.61
67	B1	546	C	C2'-C1'	5.09	1.58	1.53
67	B1	785	C	C5'-C4'	5.09	1.57	1.51
31	BY	106	SER	CA-CB	5.09	1.60	1.52
47	BI	2	ARG	CZ-NH2	5.09	1.39	1.33
65	BJ	112	VAL	CB-CG1	5.09	1.63	1.52
7	AB	55	ALA	C-N	5.09	1.42	1.33
21	A2	743	U	P-O5'	-5.09	1.54	1.59
67	B1	1680	G	O3'-P	-5.09	1.55	1.61
67	B1	1789	A	P-O5'	-5.09	1.54	1.59
67	B1	2503	C	C2'-O2'	-5.09	1.35	1.41
67	B1	2615	U	C3'-C2'	-5.09	1.47	1.52
68	B3	66	A	C2'-O2'	5.09	1.48	1.41
12	AN	123	ARG	CZ-NH2	5.09	1.39	1.33
21	A2	568	C	O4'-C1'	5.09	1.48	1.41
67	B1	859	G	P-O5'	-5.09	1.54	1.59
67	B1	1526	G	C3'-O3'	5.09	1.49	1.42
52	BB	121	TYR	CE1-CZ	5.09	1.45	1.38
67	B1	2568	A	C2'-C1'	5.09	1.58	1.53
21	A2	546	G	O3'-P	5.09	1.67	1.61
21	A2	1292	A	C5'-C4'	5.09	1.57	1.51
21	A2	1300	A	O4'-C1'	-5.09	1.35	1.41
67	B1	111	U	C3'-C2'	5.09	1.58	1.52
67	B1	177	G	C5'-C4'	5.09	1.57	1.51
67	B1	189	U	C4'-C3'	5.09	1.58	1.53
67	B1	432	C	C2'-C1'	-5.09	1.47	1.53

*Continued on next page...*

*Continued from previous page...*

Mol	Chain	Res	Type	Atoms	Z	Observed(Å)	Ideal(Å)
67	B1	718	G	C4'-C3'	5.09	1.58	1.53
67	B1	989	G	C2'-O2'	5.09	1.48	1.41
67	B1	1457	C	O3'-P	-5.09	1.55	1.61
67	B1	2554	A	C5'-C4'	5.09	1.57	1.51
27	A0	40	C	C2'-C1'	5.08	1.58	1.53
67	B1	645	U	P-O5'	5.08	1.64	1.59
67	B1	1092	U	P-O5'	-5.08	1.54	1.59
6	AC	26	ARG	NE-CZ	5.08	1.39	1.33
27	A0	7	G	O4'-C1'	5.08	1.48	1.41
32	BO	101	GLU	CD-OE1	5.08	1.31	1.25
67	B1	1784	G	P-O5'	-5.08	1.54	1.59
67	B1	2341	G	C3'-C2'	-5.08	1.47	1.52
67	B1	2396	G	C4'-C3'	-5.08	1.47	1.52
67	B1	2970	U	C5'-C4'	5.08	1.57	1.51
21	A2	121	C	C4'-C3'	5.08	1.58	1.53
21	A2	430	G	C2-N3	5.08	1.36	1.32
21	A2	723	G	C2'-O2'	-5.08	1.35	1.41
46	BA	3	PHE	CG-CD2	5.08	1.46	1.38
67	B1	1125	A	O4'-C1'	5.08	1.48	1.41
67	B1	1164	C	P-O5'	5.08	1.64	1.59
67	B1	1596	G	P-OP2	-5.08	1.40	1.49
67	B1	1899	C	P-O5'	5.08	1.64	1.59
67	B1	2053	G	C3'-O3'	5.08	1.49	1.42
67	B1	2725	U	C4'-C3'	5.08	1.58	1.53
21	A2	1111	G	C4'-C3'	5.08	1.58	1.53
67	B1	1601	G	O3'-P	-5.08	1.55	1.61
21	A2	56	A	C5'-C4'	5.08	1.57	1.51
21	A2	632	C	C4'-C3'	-5.08	1.47	1.52
21	A2	1028	C	C3'-O3'	5.08	1.49	1.42
31	BY	76	GLY	CA-C	-5.08	1.43	1.51
31	BY	132	ARG	NE-CZ	5.08	1.39	1.33
40	BE	101	ARG	NE-CZ	5.08	1.39	1.33
67	B1	814	G	O3'-P	-5.08	1.55	1.61
67	B1	1464	A	P-O5'	-5.08	1.54	1.59
67	B1	2606	C	P-O5'	-5.08	1.54	1.59
21	A2	629	U	C3'-C2'	-5.08	1.47	1.52
21	A2	1054	A	P-O5'	-5.08	1.54	1.59
29	AL	33	ARG	CZ-NH2	5.08	1.39	1.33
7	AB	5	TYR	CZ-OH	5.08	1.46	1.37
21	A2	864	G	C3'-C2'	-5.08	1.47	1.52
21	A2	1111	G	O3'-P	-5.08	1.55	1.61
67	B1	244	A	C4'-C3'	-5.08	1.47	1.52

*Continued on next page...*

*Continued from previous page...*

Mol	Chain	Res	Type	Atoms	Z	Observed(Å)	Ideal(Å)
67	B1	552	A	C3'-C2'	-5.08	1.47	1.52
67	B1	2240	G	C4'-C3'	5.08	1.58	1.53
67	B1	2797	C	C5'-C4'	5.08	1.57	1.51
67	B1	2949	G	O4'-C1'	5.08	1.48	1.41
16	AJ	66	PHE	CE1-CZ	5.07	1.47	1.37
17	AO	127	ARG	CZ-NH1	5.07	1.39	1.33
21	A2	904	G	O4'-C1'	5.07	1.48	1.41
21	A2	1055	C	C2'-C1'	-5.07	1.47	1.53
21	A2	1313	G	C3'-C2'	5.07	1.58	1.52
32	BO	194	GLU	CD-OE1	5.07	1.31	1.25
49	BQ	9	ARG	CZ-NH2	5.07	1.39	1.33
52	BB	54	ARG	CZ-NH1	5.07	1.39	1.33
67	B1	289	G	O4'-C1'	5.07	1.48	1.41
67	B1	825	C	C4'-O4'	5.07	1.52	1.45
67	B1	1211	C	C2'-O2'	5.07	1.48	1.41
67	B1	2226	G	C4'-C3'	-5.07	1.47	1.52
67	B1	2565	A	C3'-C2'	-5.07	1.47	1.52
67	B1	2940	C	C2'-C1'	-5.07	1.47	1.53
67	B1	1576	C	C4'-C3'	5.07	1.58	1.53
67	B1	1975	C	C4'-O4'	-5.07	1.39	1.45
21	A2	596	A	C2'-C1'	-5.07	1.47	1.53
21	A2	1324	U	P-O5'	-5.07	1.54	1.59
50	BV	3	ARG	CZ-NH2	5.07	1.39	1.33
67	B1	752	U	P-O5'	5.07	1.64	1.59
67	B1	1093	G	C5'-C4'	5.07	1.57	1.51
67	B1	1646	G	O3'-P	-5.07	1.55	1.61
67	B1	1937	A	C5'-C4'	5.07	1.57	1.51
67	B1	3007	A	O4'-C1'	5.07	1.48	1.41
46	BA	5	ARG	NE-CZ	5.07	1.39	1.33
34	BK	59	LYS	N-CA	-5.07	1.36	1.46
67	B1	129	C	O3'-P	-5.07	1.55	1.61
67	B1	165	G	O3'-P	-5.07	1.55	1.61
67	B1	928	A	O3'-P	-5.07	1.55	1.61
67	B1	1190	G	O4'-C1'	5.07	1.48	1.41
67	B1	1999	G	O3'-P	-5.07	1.55	1.61
25	AH	85	PHE	C-N	5.07	1.45	1.34
32	BO	34	ARG	NE-CZ	5.07	1.39	1.33
32	BO	191	ARG	CZ-NH2	5.07	1.39	1.33
33	BC	204	GLY	CA-C	-5.07	1.43	1.51
39	Be	42	ARG	CZ-NH1	5.07	1.39	1.33
47	BI	77	ARG	CZ-NH1	5.07	1.39	1.33
67	B1	1651	A	C5'-C4'	5.07	1.57	1.51

*Continued on next page...*

*Continued from previous page...*

Mol	Chain	Res	Type	Atoms	Z	Observed(Å)	Ideal(Å)
67	B1	2360	G	C2'-C1'	-5.07	1.47	1.53
67	B1	2653	G	C2'-C1'	-5.07	1.47	1.53
21	A2	1001	A	C2'-C1'	-5.07	1.47	1.53
25	AH	91	ARG	CZ-NH1	5.07	1.39	1.33
39	Be	21	ARG	NE-CZ	5.07	1.39	1.33
67	B1	1897	G	C2'-C1'	5.07	1.58	1.53
67	B1	2834	C	O3'-P	-5.07	1.55	1.61
15	AE	40	ARG	CZ-NH2	5.06	1.39	1.33
21	A2	1106	A	P-O5'	-5.06	1.54	1.59
30	AU	83	ARG	CD-NE	5.06	1.55	1.46
67	B1	19	G	C5'-C4'	5.06	1.57	1.51
68	B3	37	U	C2'-O2'	-5.06	1.35	1.41
21	A2	568	C	P-O5'	-5.06	1.54	1.59
56	BH	48	GLY	N-CA	-5.06	1.38	1.46
67	B1	2205	A	C5'-C4'	5.06	1.57	1.51
21	A2	388	G	C3'-C2'	-5.06	1.47	1.52
21	A2	997	G	C2-N3	5.06	1.36	1.32
21	A2	308	G	C4'-C3'	5.06	1.58	1.53
21	A2	601	G	C2'-C1'	5.06	1.58	1.53
21	A2	782	A	C4'-C3'	5.06	1.58	1.53
52	BB	189	TRP	CD2-CE3	5.06	1.48	1.40
67	B1	1214	C	C2'-C1'	-5.06	1.47	1.53
67	B1	1439	G	C5'-C4'	5.06	1.57	1.51
67	B1	2843	C	C5'-C4'	5.06	1.57	1.51
4	AG	108	ARG	CZ-NH2	5.06	1.39	1.33
21	A2	993	C	C2'-C1'	-5.06	1.47	1.53
21	A2	1348	C	P-O5'	-5.06	1.54	1.59
21	A2	1412	A	C4'-C3'	-5.06	1.47	1.52
33	BC	111	ALA	CA-CB	5.06	1.63	1.52
46	BA	56	ARG	CZ-NH1	5.06	1.39	1.33
67	B1	2250	G	O4'-C1'	5.06	1.48	1.41
67	B1	2336	G	O4'-C1'	5.06	1.48	1.41
67	B1	2938	G	P-O5'	-5.06	1.54	1.59
1	AQ	115	ASP	CB-CG	5.06	1.62	1.51
67	B1	2259	G	C2'-C1'	-5.06	1.47	1.53
68	B3	104	C	C5'-C4'	5.06	1.57	1.51
21	A2	221	A	P-O5'	-5.05	1.54	1.59
40	BE	152	ARG	NE-CZ	5.05	1.39	1.33
21	A2	402	G	C4'-O4'	5.05	1.52	1.45
32	BO	174	LYS	C-N	5.05	1.42	1.33
67	B1	1369	G	C5'-C4'	5.05	1.57	1.51
67	B1	2973	A	C4'-O4'	5.05	1.52	1.45

*Continued on next page...*

*Continued from previous page...*

Mol	Chain	Res	Type	Atoms	Z	Observed(Å)	Ideal(Å)
21	A2	77	G	O4'-C1'	5.05	1.48	1.41
28	B6	63	TYR	CD1-CE1	5.05	1.47	1.39
67	B1	1689	G	C4'-C3'	5.05	1.58	1.53
67	B1	1983	C	O3'-P	-5.05	1.55	1.61
11	A1	28	C	C2'-O2'	-5.05	1.35	1.41
13	AX	50	ARG	CZ-NH1	5.05	1.39	1.33
21	A2	801	A	C2'-C1'	5.05	1.58	1.53
21	A2	1276	G	O3'-P	-5.05	1.55	1.61
67	B1	263	U	C2'-C1'	-5.05	1.47	1.53
67	B1	2912	G	P-O5'	5.05	1.64	1.59
67	B1	2926	G	C5'-C4'	5.05	1.57	1.51
68	B3	20	G	C5'-C4'	5.05	1.57	1.51
11	A1	33	C	C2'-C1'	5.05	1.58	1.53
21	A2	1175	C	C5'-C4'	5.05	1.57	1.51
67	B1	868	U	C2'-C1'	-5.05	1.47	1.53
67	B1	1431	U	C3'-C2'	5.05	1.58	1.52
14	AM	107	ARG	NE-CZ	5.05	1.39	1.33
19	AS	49	ARG	NE-CZ	5.05	1.39	1.33
67	B1	213	G	O4'-C1'	5.05	1.48	1.41
67	B1	1921	U	C3'-C2'	5.05	1.58	1.52
67	B1	2788	U	O4'-C1'	5.05	1.48	1.41
67	B1	2833	G	C5'-C4'	5.05	1.57	1.51
68	B3	84	U	O4'-C1'	-5.04	1.35	1.41
11	A1	31	G	C5'-C4'	5.04	1.57	1.51
21	A2	405	G	O4'-C1'	5.04	1.48	1.41
27	A0	61	C	C5'-C4'	5.04	1.57	1.51
33	BC	299	GLU	CG-CD	5.04	1.59	1.51
59	BM	170	ARG	CZ-NH2	5.04	1.39	1.33
67	B1	781	C	C4'-C3'	5.04	1.58	1.53
67	B1	999	A	C4'-O4'	-5.04	1.39	1.45
67	B1	1391	C	C5'-C4'	5.04	1.57	1.51
67	B1	1414	G	C5'-C4'	5.04	1.57	1.51
67	B1	2148	U	C4'-O4'	-5.04	1.39	1.45
21	A2	1454	A	C3'-C2'	5.04	1.58	1.52
67	B1	428	A	P-O5'	-5.04	1.54	1.59
67	B1	1383	G	C5'-C4'	5.04	1.57	1.51
67	B1	2715	A	O4'-C1'	5.04	1.48	1.41
68	B3	13	C	O3'-P	-5.04	1.55	1.61
21	A2	1299	A	C5'-C4'	5.04	1.57	1.51
67	B1	302	U	C2'-C1'	5.04	1.58	1.53
67	B1	1616	A	C2'-C1'	5.04	1.58	1.53
42	BT	78	GLU	CG-CD	5.04	1.59	1.51

*Continued on next page...*

*Continued from previous page...*

Mol	Chain	Res	Type	Atoms	Z	Observed(Å)	Ideal(Å)
43	Bk	211	SER	N-CA	-5.04	1.36	1.46
58	BP	83	TRP	CB-CG	5.04	1.59	1.50
67	B1	886	G	C4'-C3'	-5.04	1.47	1.52
67	B1	1462	G	P-O5'	-5.04	1.54	1.59
67	B1	1703	G	O5'-C5'	5.04	1.52	1.44
67	B1	1820	C	C4'-O4'	5.04	1.52	1.45
38	Bb	51	ARG	NE-CZ	5.04	1.39	1.33
67	B1	2936	U	C4'-O4'	5.04	1.52	1.45
20	A3	85	GLU	CD-OE1	-5.04	1.20	1.25
21	A2	186	U	P-O5'	-5.04	1.54	1.59
21	A2	1005	G	O4'-C1'	-5.04	1.35	1.41
67	B1	675	G	O3'-P	-5.04	1.55	1.61
67	B1	1136	G	P-O5'	-5.04	1.54	1.59
67	B1	2392	A	C5'-C4'	5.04	1.57	1.51
21	A2	272	C	C3'-C2'	-5.03	1.47	1.52
21	A2	770	A	C4'-O4'	5.03	1.52	1.45
21	A2	1237	G	C3'-O3'	5.03	1.49	1.42
52	BB	42	ARG	CA-CB	5.03	1.65	1.53
67	B1	506	G	C2'-C1'	-5.03	1.47	1.53
67	B1	1846	G	C3'-C2'	-5.03	1.47	1.52
67	B1	2449	A	C3'-C2'	5.03	1.58	1.52
67	B1	2664	G	C4'-O4'	-5.03	1.39	1.45
67	B1	545	G	C4'-C3'	5.03	1.58	1.53
67	B1	1460	C	P-O5'	-5.03	1.54	1.59
67	B1	2284	C	O3'-P	-5.03	1.55	1.61
49	BQ	88	ARG	NE-CZ	5.03	1.39	1.33
67	B1	1890	U	P-O5'	-5.03	1.54	1.59
67	B1	2769	U	O4'-C1'	5.03	1.48	1.41
14	AM	58	TYR	CZ-OH	5.03	1.46	1.37
21	A2	1411	G	C4'-O4'	5.03	1.52	1.45
26	AP	55	TYR	CZ-OH	5.03	1.46	1.37
59	BM	53	TYR	CD1-CE1	5.03	1.46	1.39
67	B1	604	A	C5'-C4'	5.03	1.57	1.51
67	B1	1158	G	P-O5'	-5.03	1.54	1.59
67	B1	1536	U	O4'-C1'	5.03	1.48	1.41
67	B1	2638	G	O4'-C1'	5.03	1.48	1.41
21	A2	404	C	O4'-C1'	5.03	1.48	1.41
67	B1	420	U	C4'-C3'	5.03	1.58	1.53
67	B1	1485	A	C5'-C4'	5.03	1.57	1.51
67	B1	2007	C	P-O5'	-5.03	1.54	1.59
67	B1	2551	G	C3'-C2'	-5.03	1.47	1.52
67	B1	2614	C	P-O5'	-5.03	1.54	1.59

*Continued on next page...*

*Continued from previous page...*

Mol	Chain	Res	Type	Atoms	Z	Observed(Å)	Ideal(Å)
21	A2	37	G	O3'-P	5.03	1.67	1.61
21	A2	365	C	C2'-C1'	-5.03	1.47	1.53
21	A2	691	G	P-O5'	-5.03	1.54	1.59
40	BE	163	ARG	CZ-NH1	5.03	1.39	1.33
62	BN	130	GLN	CA-C	-5.03	1.39	1.52
67	B1	756	C	O4'-C1'	5.03	1.48	1.41
11	A1	54	G	C5'-C4'	5.02	1.57	1.51
11	A1	58	A	C5'-C4'	5.02	1.57	1.51
17	AO	64	GLU	CA-CB	5.02	1.65	1.53
21	A2	394	C	O4'-C1'	5.02	1.48	1.41
21	A2	573	C	O3'-P	-5.02	1.55	1.61
30	AU	61	ARG	NE-CZ	5.02	1.39	1.33
35	BL	47	TRP	CB-CG	5.02	1.59	1.50
67	B1	1042	G	O3'-P	-5.02	1.55	1.61
67	B1	1144	A	C5'-C4'	5.02	1.57	1.51
67	B1	2619	U	C3'-C2'	5.02	1.58	1.52
10	AD	22	ARG	CZ-NH2	5.02	1.39	1.33
21	A2	134	A	C3'-O3'	5.02	1.49	1.42
66	Bl	27	GLY	CA-C	-5.02	1.43	1.51
67	B1	843	C	C3'-C2'	-5.02	1.47	1.52
21	A2	125	G	O4'-C1'	5.02	1.48	1.41
67	B1	456	G	O3'-P	-5.02	1.55	1.61
67	B1	1372	C	C2'-C1'	-5.02	1.47	1.53
67	B1	1566	G	O5'-C5'	-5.02	1.34	1.42
67	B1	2184	G	C5'-C4'	5.02	1.57	1.51
67	B1	2278	U	C3'-C2'	5.02	1.58	1.52
67	B1	2592	U	O3'-P	-5.02	1.55	1.61
11	A1	15	G	P-O5'	-5.02	1.54	1.59
11	A1	60	A	C3'-C2'	5.02	1.58	1.52
24	AA	46	ARG	CZ-NH2	5.02	1.39	1.33
27	A0	75	C	C2'-O2'	-5.02	1.35	1.41
67	B1	277	A	O3'-P	5.02	1.67	1.61
67	B1	604	A	C3'-C2'	-5.02	1.47	1.52
67	B1	760	G	C3'-C2'	-5.02	1.47	1.52
67	B1	899	A	C5'-C4'	5.02	1.57	1.51
67	B1	993	G	C5'-C4'	5.02	1.57	1.51
67	B1	1636	C	P-O5'	5.02	1.64	1.59
67	B1	1886	C	O4'-C1'	5.02	1.48	1.41
67	B1	2006	C	O3'-P	-5.02	1.55	1.61
67	B1	2423	G	P-O5'	-5.02	1.54	1.59
68	B3	75	G	P-O5'	-5.02	1.54	1.59
68	B3	80	G	O3'-P	-5.02	1.55	1.61

*Continued on next page...*



*Continued from previous page...*

Mol	Chain	Res	Type	Atoms	Z	Observed(Å)	Ideal(Å)
21	A2	331	C	O3'-P	-5.02	1.55	1.61
33	BC	156	LYS	CD-CE	5.02	1.63	1.51
67	B1	1419	G	C3'-C2'	5.02	1.58	1.52
67	B1	2782	A	C5'-C4'	5.02	1.57	1.51
6	AC	131	ARG	NE-CZ	5.01	1.39	1.33
21	A2	259	A	O3'-P	-5.01	1.55	1.61
21	A2	540	G	O3'-P	-5.01	1.55	1.61
21	A2	554	C	C3'-C2'	5.01	1.58	1.52
67	B1	1788	G	C4'-C3'	5.01	1.58	1.53
67	B1	2730	U	O3'-P	5.01	1.67	1.61
21	A2	1350	U	P-O5'	-5.01	1.54	1.59
67	B1	816	C	C2'-O2'	-5.01	1.35	1.41
67	B1	1597	G	C5'-C4'	5.01	1.57	1.51
67	B1	2180	C	C5'-C4'	5.01	1.57	1.51
15	AE	33	ARG	N-CA	-5.01	1.36	1.46
33	BC	345	PRO	CA-C	-5.01	1.42	1.52
67	B1	981	A	O4'-C1'	-5.01	1.35	1.41
67	B1	1958	A	P-O5'	-5.01	1.54	1.59
67	B1	2066	C	C5'-C4'	5.01	1.57	1.51
68	B3	27	C	P-O5'	-5.01	1.54	1.59
21	A2	1025	U	C2'-C1'	-5.01	1.47	1.53
65	BJ	132	ARG	CZ-NH2	5.01	1.39	1.33
21	A2	290	C	C3'-C2'	-5.01	1.47	1.52
21	A2	702	G	O3'-P	-5.01	1.55	1.61
67	B1	406	G	P-O5'	5.01	1.64	1.59
67	B1	2187	C	O3'-P	-5.01	1.55	1.61
11	A1	66	C	C2'-C1'	-5.01	1.47	1.53
21	A2	807	C	C3'-O3'	5.01	1.49	1.42
47	BI	80	ARG	CD-NE	5.01	1.54	1.46
65	BJ	16	ARG	NE-CZ	5.01	1.39	1.33
67	B1	171	A	C4'-C3'	5.01	1.58	1.53
67	B1	391	C	C4'-O4'	5.01	1.52	1.45
67	B1	502	G	O3'-P	-5.01	1.55	1.61
67	B1	1188	C	C4'-C3'	-5.01	1.47	1.52
67	B1	1335	C	C2'-C1'	-5.01	1.47	1.53
67	B1	1385	C	C4'-C3'	-5.01	1.47	1.52
67	B1	1830	U	O4'-C1'	-5.01	1.35	1.41
67	B1	2907	C	P-O5'	5.01	1.64	1.59
21	A2	677	U	C2'-C1'	5.00	1.58	1.53
21	A2	1392	G	C5'-C4'	5.00	1.57	1.51
32	BO	8	ARG	CZ-NH2	5.00	1.39	1.33
33	BC	86	TYR	CG-CD1	5.00	1.45	1.39

*Continued on next page...*

*Continued from previous page...*

Mol	Chain	Res	Type	Atoms	Z	Observed(Å)	Ideal(Å)
59	BM	53	TYR	CZ-OH	5.00	1.46	1.37
67	B1	206	A	C4'-O4'	5.00	1.52	1.45
67	B1	944	G	O4'-C1'	5.00	1.48	1.41
67	B1	954	A	C2'-C1'	5.00	1.58	1.53
67	B1	1768	C	C2'-C1'	-5.00	1.47	1.53
67	B1	1778	G	P-O5'	-5.00	1.54	1.59
67	B1	2703	G	O4'-C1'	5.00	1.48	1.41
21	A2	1491	C	C3'-O3'	5.00	1.49	1.42
24	AA	75	GLY	CA-C	5.00	1.59	1.51
67	B1	822	A	O3'-P	-5.00	1.55	1.61
67	B1	958	A	O3'-P	-5.00	1.55	1.61
67	B1	1535	U	O4'-C1'	5.00	1.48	1.41
67	B1	3045	G	C4'-C3'	-5.00	1.47	1.52
11	A1	3	G	O4'-C1'	5.00	1.48	1.41
59	BM	76	TRP	CD2-CE2	5.00	1.47	1.41
67	B1	1118	A	P-O5'	-5.00	1.54	1.59
67	B1	1289	C	O3'-P	-5.00	1.55	1.61
67	B1	1479	U	O3'-P	-5.00	1.55	1.61

All (13452) bond angle outliers are listed below:

Mol	Chain	Res	Type	Atoms	Z	Observed(°)	Ideal(°)
67	B1	2363	G	O4'-C1'-N9	44.16	143.53	108.20
67	B1	1754	A	O4'-C1'-N9	36.92	137.74	108.20
21	A2	1207	G	O4'-C1'-N9	31.50	133.40	108.20
11	A1	49	C	O4'-C1'-N1	30.68	132.75	108.20
67	B1	2174	G	O4'-C1'-N9	30.40	132.52	108.20
67	B1	2287	C	O4'-C1'-N1	29.82	132.05	108.20
67	B1	862	G	O4'-C1'-N9	29.48	131.78	108.20
11	A1	77	A	O4'-C1'-N9	28.96	131.37	108.20
67	B1	2507	C	O4'-C1'-C2'	-28.78	77.02	105.80
21	A2	393	A	O4'-C1'-N9	28.74	131.19	108.20
67	B1	1037	C	P-O3'-C3'	28.72	154.16	119.70
67	B1	154	U	O4'-C1'-N1	28.61	131.09	108.20
21	A2	798	U	O4'-C1'-N1	28.30	130.84	108.20
21	A2	1200	U	O4'-C1'-N1	27.99	130.59	108.20
67	B1	1678	A	O4'-C1'-N9	27.77	130.42	108.20
67	B1	1612	G	P-O3'-C3'	27.64	152.87	119.70
68	B3	122	C	O4'-C1'-N1	27.55	130.24	108.20
21	A2	1336	U	O4'-C1'-N1	27.53	130.23	108.20
11	A1	47	G	O4'-C1'-N9	27.26	130.01	108.20
67	B1	1279	U	O4'-C1'-N1	27.14	129.91	108.20

*Continued on next page...*

*Continued from previous page...*

Mol	Chain	Res	Type	Atoms	Z	Observed(°)	Ideal(°)
27	A0	47	U	O4'-C1'-N1	26.78	129.62	108.20
67	B1	1348	G	O4'-C1'-N9	26.74	129.59	108.20
67	B1	1393	C	O4'-C1'-N1	26.52	129.42	108.20
21	A2	192	G	O4'-C1'-N9	26.28	129.22	108.20
21	A2	1409	G	O4'-C1'-N9	26.23	129.18	108.20
67	B1	1981	G	O4'-C1'-N9	26.18	129.14	108.20
67	B1	1642	G	O4'-C1'-C2'	-25.94	79.86	105.80
21	A2	1484	C	O4'-C1'-N1	25.72	128.78	108.20
21	A2	60	A	O4'-C1'-N9	25.67	128.74	108.20
21	A2	45	U	O4'-C1'-N1	25.52	128.62	108.20
21	A2	1101	G	O4'-C1'-N9	25.31	128.45	108.20
67	B1	1553	G	O4'-C1'-N9	25.30	128.44	108.20
67	B1	2064	U	P-O3'-C3'	25.25	150.00	119.70
21	A2	746	A	O4'-C1'-N9	25.12	128.29	108.20
21	A2	1128	U	O4'-C1'-N1	25.04	128.23	108.20
67	B1	1319	U	P-O3'-C3'	25.00	149.70	119.70
67	B1	3026	C	O4'-C1'-N1	24.91	128.13	108.20
67	B1	1248	C	O4'-C1'-N1	24.90	128.12	108.20
21	A2	423	U	O4'-C1'-N1	24.82	128.06	108.20
67	B1	2963	G	O4'-C1'-N9	24.76	128.01	108.20
67	B1	1184	U	O4'-C1'-N1	24.69	127.95	108.20
67	B1	1163	U	O4'-C1'-N1	24.44	127.75	108.20
21	A2	656	U	O4'-C1'-N1	24.43	127.75	108.20
21	A2	92	G	O4'-C1'-N9	24.43	127.74	108.20
67	B1	2477	G	O4'-C1'-N9	24.36	127.69	108.20
21	A2	1095	C	O4'-C1'-N1	24.33	127.66	108.20
21	A2	962	G	O5'-P-OP1	-23.81	82.13	110.70
11	A1	59	A	O4'-C1'-N9	23.78	127.23	108.20
67	B1	1738	A	O4'-C1'-N9	23.65	127.12	108.20
67	B1	2800	U	O4'-C1'-N1	23.64	127.11	108.20
21	A2	8	U	O4'-C1'-N1	23.58	127.07	108.20
21	A2	1406	U	O4'-C1'-N1	23.47	126.97	108.20
67	B1	1706	G	O4'-C1'-N9	23.44	126.95	108.20
67	B1	1569	A	O4'-C1'-N9	23.40	126.92	108.20
67	B1	2936	U	O4'-C1'-N1	23.31	126.85	108.20
67	B1	166	G	O4'-C1'-N9	23.29	126.83	108.20
21	A2	1156	A	O4'-C1'-N9	23.24	126.79	108.20
67	B1	1179	G	O4'-C1'-N9	23.17	126.73	108.20
68	B3	52	U	P-O3'-C3'	23.07	147.38	119.70
67	B1	1615	G	O4'-C1'-N9	23.00	126.60	108.20
67	B1	111	U	O4'-C1'-N1	23.00	126.60	108.20
67	B1	1093	G	O4'-C1'-N9	22.96	126.57	108.20

*Continued on next page...*

*Continued from previous page...*

Mol	Chain	Res	Type	Atoms	Z	Observed(°)	Ideal(°)
67	B1	1541	U	O4'-C1'-N1	22.95	126.56	108.20
67	B1	155	U	O4'-C1'-N1	22.82	126.46	108.20
67	B1	1069	A	O4'-C1'-N9	22.78	126.42	108.20
67	B1	1711	C	O4'-C1'-N1	22.74	126.39	108.20
67	B1	1752	C	P-O3'-C3'	22.69	146.93	119.70
67	B1	694	A	O4'-C1'-N9	22.61	126.29	108.20
67	B1	1205	U	O4'-C1'-N1	22.61	126.29	108.20
67	B1	2182	A	O4'-C1'-N9	22.61	126.28	108.20
21	A2	175	G	O4'-C1'-N9	22.57	126.26	108.20
67	B1	278	C	O4'-C1'-N1	22.57	126.26	108.20
67	B1	486	A	O4'-C1'-N9	22.43	126.15	108.20
21	A2	962	G	O5'-P-OP2	-22.36	83.86	110.70
67	B1	411	U	O4'-C1'-N1	22.31	126.05	108.20
67	B1	702	G	O4'-C1'-N9	22.15	125.92	108.20
67	B1	1670	A	O4'-C1'-N9	21.97	125.78	108.20
67	B1	1624	U	O4'-C1'-N1	21.86	125.69	108.20
67	B1	2492	G	O4'-C1'-N9	21.77	125.62	108.20
67	B1	2238	G	O4'-C1'-N9	21.71	125.56	108.20
21	A2	243	G	O4'-C1'-N9	21.69	125.55	108.20
67	B1	333	A	O4'-C1'-N9	21.67	125.53	108.20
67	B1	1595	G	O4'-C1'-N9	21.64	125.52	108.20
67	B1	1084	G	P-O3'-C3'	21.62	145.64	119.70
67	B1	2134	G	C1'-O4'-C4'	-21.51	92.69	109.90
67	B1	565	A	C1'-O4'-C4'	21.41	127.03	109.90
21	A2	1200	U	C1'-O4'-C4'	21.35	126.98	109.90
67	B1	3000	U	O4'-C1'-N1	21.34	125.27	108.20
21	A2	192	G	C3'-C2'-C1'	-21.33	84.43	101.50
67	B1	2912	G	P-O3'-C3'	21.23	145.17	119.70
67	B1	2241	U	O4'-C1'-N1	21.15	125.12	108.20
67	B1	565	A	O4'-C1'-N9	21.10	125.08	108.20
67	B1	1854	G	O4'-C1'-N9	21.06	125.05	108.20
67	B1	1200	A	O4'-C1'-N9	20.91	124.93	108.20
21	A2	1419	G	O4'-C1'-N9	20.87	124.89	108.20
21	A2	406	U	P-O3'-C3'	20.75	144.60	119.70
67	B1	777	A	O4'-C1'-N9	20.71	124.77	108.20
67	B1	613	C	O4'-C1'-N1	20.70	124.76	108.20
21	A2	242	A	O4'-C1'-N9	20.70	124.76	108.20
67	B1	1740	U	O4'-C1'-N1	20.67	124.73	108.20
67	B1	2871	A	O4'-C1'-N9	20.56	124.64	108.20
67	B1	3035	C	P-O3'-C3'	20.43	144.22	119.70
67	B1	1226	G	P-O3'-C3'	20.42	144.20	119.70
67	B1	1825	G	O4'-C1'-N9	20.32	124.46	108.20

*Continued on next page...*

*Continued from previous page...*

Mol	Chain	Res	Type	Atoms	Z	Observed(°)	Ideal(°)
67	B1	2980	G	O4'-C1'-N9	20.31	124.45	108.20
21	A2	1416	C	O4'-C1'-N1	20.29	124.43	108.20
67	B1	923	A	O4'-C1'-N9	20.26	124.41	108.20
67	B1	2012	G	O4'-C1'-N9	20.21	124.37	108.20
67	B1	584	G	P-O3'-C3'	20.06	143.77	119.70
68	B3	19	G	P-O3'-C3'	20.00	143.70	119.70
67	B1	1473	C	N1-C1'-C2'	19.93	139.92	114.00
21	A2	1053	A	P-O3'-C3'	19.83	143.50	119.70
67	B1	83	G	P-O3'-C3'	19.80	143.46	119.70
67	B1	1429	A	O4'-C1'-N9	19.76	124.01	108.20
67	B1	645	U	O4'-C1'-N1	19.75	124.00	108.20
67	B1	129	C	O4'-C1'-N1	19.73	123.98	108.20
67	B1	809	A	O4'-C1'-N9	19.71	123.97	108.20
67	B1	2301	C	P-O3'-C3'	19.66	143.30	119.70
67	B1	1565	G	O4'-C1'-C2'	-19.62	86.18	105.80
21	A2	379	A	O4'-C1'-N9	19.57	123.85	108.20
68	B3	84	U	O4'-C1'-N1	19.55	123.84	108.20
27	A0	9	A	O4'-C1'-N9	19.51	123.81	108.20
21	A2	433	U	O4'-C1'-N1	19.50	123.80	108.20
67	B1	1494	U	O4'-C1'-N1	19.47	123.78	108.20
67	B1	1313	G	O4'-C1'-N9	19.43	123.74	108.20
67	B1	1617	G	O4'-C1'-N9	19.42	123.73	108.20
68	B3	74	U	P-O3'-C3'	19.42	143.00	119.70
67	B1	2917	G	O4'-C1'-N9	19.40	123.72	108.20
67	B1	1993	A	O4'-C1'-N9	19.39	123.71	108.20
67	B1	1250	A	O4'-C1'-N9	19.36	123.69	108.20
67	B1	1251	G	P-O3'-C3'	19.34	142.91	119.70
67	B1	2507	C	O4'-C1'-N1	-19.32	92.75	108.20
21	A2	804	U	P-O3'-C3'	19.30	142.86	119.70
67	B1	1865	U	O4'-C1'-N1	19.26	123.61	108.20
67	B1	1811	G	O4'-C1'-N9	19.25	123.60	108.20
21	A2	708	C	O4'-C1'-N1	19.21	123.57	108.20
21	A2	1241	U	O4'-C1'-N1	19.17	123.54	108.20
68	B3	37	U	O4'-C1'-N1	19.13	123.50	108.20
21	A2	152	G	C1'-O4'-C4'	-19.12	94.60	109.90
67	B1	2916	G	O4'-C1'-N9	19.11	123.49	108.20
67	B1	129	C	P-O3'-C3'	19.11	142.63	119.70
67	B1	2068	U	O4'-C1'-C2'	-19.09	86.71	105.80
21	A2	63	G	P-O3'-C3'	19.07	142.59	119.70
67	B1	2177	A	O4'-C1'-N9	19.06	123.45	108.20
67	B1	1783	U	N1-C1'-C2'	19.05	138.77	114.00
67	B1	2609	G	O4'-C1'-N9	19.02	123.41	108.20

*Continued on next page...*

*Continued from previous page...*

Mol	Chain	Res	Type	Atoms	Z	Observed(°)	Ideal(°)
67	B1	6	A	O4'-C1'-N9	18.98	123.39	108.20
21	A2	654	U	O4'-C1'-N1	18.96	123.37	108.20
21	A2	194	C	P-O3'-C3'	18.92	142.41	119.70
67	B1	715	G	O4'-C1'-C2'	-18.87	86.93	105.80
21	A2	736	A	O4'-C1'-N9	18.86	123.29	108.20
67	B1	855	G	O4'-C1'-N9	18.85	123.28	108.20
67	B1	2363	G	P-O3'-C3'	18.84	142.30	119.70
67	B1	2869	U	O4'-C1'-N1	-18.84	93.13	108.20
67	B1	1034	G	O4'-C1'-N9	18.78	123.22	108.20
21	A2	85	A	O4'-C1'-C2'	-18.77	87.03	105.80
67	B1	770	G	O4'-C1'-N9	18.73	123.19	108.20
67	B1	2851	A	O4'-C1'-N9	18.73	123.19	108.20
67	B1	634	G	P-O3'-C3'	18.70	142.13	119.70
67	B1	2450	A	O4'-C1'-N9	18.69	123.16	108.20
67	B1	1178	G	O4'-C1'-C2'	18.69	124.49	105.80
21	A2	665	G	O4'-C1'-N9	18.66	123.13	108.20
67	B1	1045	A	O4'-C1'-C2'	-18.64	87.16	105.80
21	A2	871	A	P-O3'-C3'	18.64	142.06	119.70
67	B1	1911	G	O4'-C1'-N9	18.62	123.10	108.20
21	A2	369	A	N9-C1'-C2'	18.57	138.15	114.00
67	B1	216	A	O4'-C1'-N9	18.56	123.05	108.20
67	B1	733	A	O4'-C1'-N9	18.55	123.04	108.20
21	A2	1081	C	O4'-C1'-N1	18.54	123.03	108.20
21	A2	422	U	O4'-C1'-N1	18.52	123.02	108.20
67	B1	956	U	C1'-O4'-C4'	18.52	124.71	109.90
67	B1	887	U	O4'-C1'-N1	18.52	123.01	108.20
67	B1	704	G	O4'-C1'-N9	18.50	123.00	108.20
67	B1	159	C	O4'-C1'-N1	18.49	122.99	108.20
21	A2	681	G	O4'-C1'-N9	18.49	122.99	108.20
67	B1	1390	U	O4'-C1'-N1	18.47	122.97	108.20
67	B1	1955	U	O4'-C1'-N1	18.41	122.93	108.20
67	B1	1024	G	O4'-C1'-N9	18.40	122.92	108.20
67	B1	734	C	P-O3'-C3'	18.37	141.75	119.70
21	A2	334	G	O4'-C1'-N9	18.33	122.86	108.20
68	B3	106	G	O4'-C1'-N9	18.33	122.86	108.20
67	B1	677	A	O4'-C1'-N9	18.28	122.82	108.20
67	B1	1452	G	O4'-C1'-N9	18.27	122.82	108.20
67	B1	2095	U	O4'-C1'-N1	18.23	122.79	108.20
67	B1	214	C	O4'-C1'-N1	18.22	122.78	108.20
21	A2	1337	A	O4'-C1'-N9	18.20	122.76	108.20
67	B1	530	A	O4'-C1'-N9	18.20	122.76	108.20
67	B1	366	G	N9-C1'-C2'	18.18	137.63	114.00

*Continued on next page...*

*Continued from previous page...*

Mol	Chain	Res	Type	Atoms	Z	Observed(°)	Ideal(°)
67	B1	715	G	C3'-C2'-C1'	18.16	116.03	101.50
67	B1	304	G	O4'-C1'-N9	18.16	122.73	108.20
21	A2	1262	U	O4'-C1'-N1	18.15	122.72	108.20
67	B1	1513	G	O4'-C1'-N9	18.15	122.72	108.20
67	B1	1598	U	O4'-C1'-N1	18.12	122.70	108.20
30	AU	15	ARG	NE-CZ-NH1	18.12	129.36	120.30
21	A2	641	A	P-O3'-C3'	18.11	141.44	119.70
67	B1	579	C	P-O3'-C3'	18.09	141.41	119.70
67	B1	1745	U	O4'-C1'-C2'	-18.07	87.73	105.80
67	B1	979	G	O4'-C1'-C2'	18.06	123.86	105.80
67	B1	404	G	C1'-O4'-C4'	18.04	124.33	109.90
67	B1	1960	U	N1-C1'-C2'	18.04	137.45	114.00
67	B1	1180	G	P-O3'-C3'	18.01	141.31	119.70
67	B1	2753	G	O4'-C1'-N9	18.00	122.60	108.20
67	B1	221	G	O4'-C1'-N9	18.00	122.60	108.20
67	B1	956	U	O4'-C1'-C2'	-18.00	87.80	105.80
38	Bb	11	ARG	NE-CZ-NH2	-18.00	111.30	120.30
21	A2	655	A	P-O3'-C3'	17.94	141.22	119.70
21	A2	470	G	O4'-C1'-N9	17.91	122.53	108.20
67	B1	980	G	P-O3'-C3'	17.90	141.18	119.70
67	B1	1080	G	P-O3'-C3'	17.88	141.16	119.70
21	A2	1082	A	C3'-C2'-C1'	17.87	115.80	101.50
67	B1	1045	A	C1'-O4'-C4'	17.87	124.19	109.90
21	A2	801	A	O4'-C1'-N9	17.85	122.48	108.20
67	B1	758	C	O4'-C1'-N1	17.83	122.46	108.20
21	A2	616	G	C3'-C2'-C1'	-17.80	87.26	101.50
21	A2	958	G	O4'-C1'-N9	17.78	122.43	108.20
21	A2	1322	C	P-O3'-C3'	17.77	141.03	119.70
62	BN	113	ARG	NE-CZ-NH1	-17.77	111.42	120.30
21	A2	1259	A	O4'-C1'-N9	-17.71	94.03	108.20
67	B1	1440	C	N1-C1'-C2'	17.68	136.99	114.00
67	B1	1437	C	O4'-C1'-N1	17.67	122.33	108.20
21	A2	179	U	O4'-C1'-N1	17.61	122.29	108.20
67	B1	545	G	O4'-C1'-N9	17.61	122.29	108.20
67	B1	215	A	O4'-C1'-N9	17.61	122.29	108.20
67	B1	246	A	O4'-C1'-N9	17.47	122.18	108.20
21	A2	1403	U	N1-C1'-C2'	17.47	136.71	114.00
67	B1	594	U	O4'-C1'-N1	17.42	122.14	108.20
21	A2	581	G	C1'-O4'-C4'	-17.41	95.97	109.90
21	A2	694	U	O4'-C1'-N1	17.40	122.12	108.20
67	B1	601	A	O4'-C1'-N9	17.39	122.11	108.20
67	B1	1744	A	O4'-C1'-N9	17.39	122.11	108.20

*Continued on next page...*

*Continued from previous page...*

Mol	Chain	Res	Type	Atoms	Z	Observed(°)	Ideal(°)
67	B1	3043	C	O4'-C1'-N1	17.39	122.11	108.20
67	B1	898	G	C3'-C2'-C1'	17.35	115.38	101.50
21	A2	85	A	N9-C1'-C2'	-17.34	91.45	114.00
67	B1	1208	A	O4'-C1'-N9	17.34	122.07	108.20
67	B1	202	A	O4'-C1'-N9	17.33	122.07	108.20
15	AE	26	TYR	CB-CG-CD2	-17.33	110.60	121.00
21	A2	949	G	O4'-C1'-N9	17.32	122.06	108.20
67	B1	2650	G	C3'-C2'-C1'	-17.31	87.65	101.50
21	A2	1161	A	P-O3'-C3'	17.30	140.46	119.70
67	B1	3038	A	P-O3'-C3'	17.30	140.46	119.70
21	A2	677	U	O4'-C1'-N1	17.30	122.04	108.20
21	A2	486	A	P-O3'-C3'	17.29	140.45	119.70
67	B1	1568	A	C3'-C2'-C1'	-17.29	87.67	101.50
67	B1	994	G	P-O3'-C3'	17.29	140.45	119.70
67	B1	2687	A	O4'-C1'-N9	17.29	122.03	108.20
68	B3	35	A	C1'-O4'-C4'	17.28	123.72	109.90
67	B1	2606	C	P-O3'-C3'	17.24	140.39	119.70
67	B1	2891	A	P-O3'-C3'	17.20	140.34	119.70
67	B1	2270	G	O4'-C1'-N9	17.18	121.94	108.20
21	A2	1272	G	C1'-O4'-C4'	-17.17	96.16	109.90
21	A2	1336	U	C1'-O4'-C4'	17.16	123.63	109.90
67	B1	1178	G	C1'-O4'-C4'	-17.16	96.17	109.90
21	A2	1453	U	P-O3'-C3'	17.15	140.28	119.70
67	B1	1889	G	O4'-C1'-N9	17.14	121.91	108.20
67	B1	614	G	C3'-C2'-C1'	17.14	115.21	101.50
21	A2	487	U	O4'-C1'-N1	17.13	121.91	108.20
21	A2	1436	U	P-O3'-C3'	17.12	140.25	119.70
21	A2	1436	U	O4'-C1'-N1	17.11	121.89	108.20
21	A2	1262	U	P-O3'-C3'	17.09	140.21	119.70
21	A2	804	U	O4'-C1'-N1	17.09	121.87	108.20
67	B1	917	A	O4'-C1'-N9	17.08	121.86	108.20
67	B1	2803	U	O4'-C1'-N1	17.08	121.86	108.20
67	B1	2088	G	O4'-C1'-N9	-17.07	94.54	108.20
21	A2	85	A	C1'-O4'-C4'	17.06	123.55	109.90
21	A2	974	G	O4'-C1'-C2'	-17.05	88.75	105.80
67	B1	397	G	O4'-C1'-N9	17.03	121.82	108.20
67	B1	1256	G	O4'-C1'-N9	17.00	121.80	108.20
67	B1	2022	U	O4'-C1'-N1	16.99	121.79	108.20
21	A2	1195	U	C3'-C2'-C1'	-16.97	87.93	101.50
67	B1	2745	G	O4'-C1'-N9	16.97	121.77	108.20
21	A2	364	U	O4'-C1'-N1	16.95	121.76	108.20
67	B1	2814	U	O4'-C1'-N1	16.95	121.76	108.20

*Continued on next page...*



*Continued from previous page...*

Mol	Chain	Res	Type	Atoms	Z	Observed(°)	Ideal(°)
67	B1	2438	U	O4'-C1'-N1	16.94	121.75	108.20
60	BS	19	ARG	NE-CZ-NH2	-16.94	111.83	120.30
21	A2	324	C	P-O3'-C3'	16.93	140.02	119.70
21	A2	61	A	O4'-C1'-N9	16.93	121.74	108.20
67	B1	2998	G	O4'-C1'-N9	16.92	121.74	108.20
67	B1	2923	G	O4'-C1'-N9	16.92	121.73	108.20
67	B1	2590	C	N1-C1'-C2'	16.92	135.99	114.00
67	B1	1530	A	O4'-C1'-N9	16.90	121.72	108.20
21	A2	1182	G	O4'-C1'-N9	16.89	121.71	108.20
67	B1	1471	G	N9-C1'-C2'	16.86	135.92	114.00
67	B1	1585	U	O4'-C1'-N1	16.86	121.69	108.20
21	A2	1490	C	N1-C1'-C2'	16.82	135.87	114.00
67	B1	2717	A	O4'-C1'-N9	16.81	121.65	108.20
67	B1	3004	C	P-O3'-C3'	16.81	139.87	119.70
53	BD	56	ARG	NE-CZ-NH1	16.79	128.69	120.30
67	B1	409	C	N1-C1'-C2'	16.78	135.81	114.00
67	B1	859	G	P-O3'-C3'	16.77	139.82	119.70
67	B1	1592	U	N1-C1'-C2'	16.76	135.79	114.00
67	B1	2794	G	O4'-C1'-N9	16.74	121.59	108.20
67	B1	2735	C	N1-C1'-C2'	16.72	135.74	114.00
27	A0	6	C	N1-C1'-C2'	16.72	135.73	114.00
67	B1	2393	G	O4'-C1'-N9	16.71	121.57	108.20
67	B1	2507	C	P-O3'-C3'	16.71	139.75	119.70
67	B1	445	G	O4'-C1'-N9	16.69	121.56	108.20
67	B1	507	G	O4'-C1'-N9	16.68	121.55	108.20
67	B1	1600	G	O4'-C1'-C2'	-16.67	89.13	105.80
67	B1	82	C	N1-C1'-C2'	16.66	135.66	114.00
67	B1	1031	C	N1-C1'-C2'	16.66	135.66	114.00
21	A2	367	G	O4'-C1'-N9	-16.66	94.87	108.20
67	B1	402	G	O4'-C1'-N9	16.65	121.52	108.20
67	B1	2077	A	C1'-O4'-C4'	16.64	123.21	109.90
67	B1	1936	C	P-O3'-C3'	16.63	139.66	119.70
21	A2	434	A	C1'-O4'-C4'	16.63	123.20	109.90
67	B1	1117	C	P-O3'-C3'	16.62	139.65	119.70
67	B1	1563	G	P-O3'-C3'	16.62	139.65	119.70
67	B1	362	A	O4'-C1'-N9	16.59	121.47	108.20
67	B1	2908	U	O4'-C1'-N1	16.59	121.47	108.20
67	B1	924	A	O4'-C1'-N9	16.58	121.47	108.20
32	BO	12	ARG	NE-CZ-NH1	16.55	128.58	120.30
21	A2	362	C	C3'-C2'-C1'	16.53	114.73	101.50
67	B1	813	G	O4'-C1'-N9	16.53	121.43	108.20
21	A2	340	A	O4'-C1'-N9	16.53	121.42	108.20

*Continued on next page...*

*Continued from previous page...*

Mol	Chain	Res	Type	Atoms	Z	Observed(°)	Ideal(°)
67	B1	1395	G	O4'-C1'-N9	-16.50	95.00	108.20
67	B1	2583	G	O4'-C1'-N9	16.45	121.36	108.20
67	B1	379	U	P-O3'-C3'	16.44	139.43	119.70
21	A2	1389	G	O4'-C1'-N9	16.44	121.35	108.20
67	B1	404	G	O4'-C1'-C2'	-16.43	89.37	105.80
67	B1	2921	U	P-O3'-C3'	16.42	139.41	119.70
67	B1	429	U	O4'-C1'-N1	16.40	121.32	108.20
21	A2	1321	U	O4'-C1'-N1	16.38	121.31	108.20
7	AB	33	TYR	CB-CG-CD2	-16.38	111.17	121.00
31	BY	126	PHE	CB-CG-CD1	-16.38	109.34	120.80
21	A2	472	C	N1-C1'-C2'	16.35	135.26	114.00
67	B1	909	A	O4'-C1'-N9	16.35	121.28	108.20
67	B1	2586	A	O4'-C1'-N9	16.35	121.28	108.20
60	BS	129	TYR	CB-CG-CD1	-16.35	111.19	121.00
67	B1	385	U	O4'-C1'-N1	16.35	121.28	108.20
67	B1	2916	G	C1'-O4'-C4'	16.34	122.98	109.90
67	B1	1643	A	N9-C1'-C2'	16.32	135.21	114.00
67	B1	2677	U	O4'-C1'-N1	16.31	121.25	108.20
21	A2	299	G	O4'-C1'-N9	16.30	121.24	108.20
36	Bf	12	ARG	NE-CZ-NH2	-16.30	112.15	120.30
11	A1	51	G	C1'-O4'-C4'	-16.29	96.87	109.90
67	B1	1245	C	O4'-C1'-C2'	-16.28	89.52	105.80
21	A2	152	G	O4'-C1'-C2'	16.28	122.25	107.60
21	A2	1333	G	O4'-C1'-N9	16.28	121.23	108.20
67	B1	751	U	O4'-C1'-N1	16.25	121.20	108.20
21	A2	1261	U	P-O3'-C3'	16.23	139.17	119.70
67	B1	1388	U	N1-C1'-C2'	16.22	135.09	114.00
21	A2	1420	U	O4'-C1'-N1	16.22	121.18	108.20
12	AN	30	TYR	CB-CG-CD2	-16.19	111.28	121.00
21	A2	46	A	O4'-C1'-N9	16.18	121.14	108.20
67	B1	674	G	O4'-C1'-N9	16.17	121.13	108.20
21	A2	367	G	N9-C1'-C2'	16.16	135.01	114.00
67	B1	2033	G	O4'-C1'-C2'	-16.16	89.64	105.80
67	B1	1782	C	O4'-C1'-N1	16.16	121.12	108.20
67	B1	2053	G	O4'-C1'-N9	16.16	121.12	108.20
67	B1	1394	G	O4'-C1'-N9	-16.15	95.28	108.20
67	B1	1743	G	O4'-C1'-N9	16.15	121.12	108.20
67	B1	2115	U	C1'-O4'-C4'	16.15	122.82	109.90
67	B1	2745	G	C3'-C2'-C1'	-16.15	88.58	101.50
67	B1	158	C	C3'-C2'-C1'	16.13	114.41	101.50
67	B1	1029	C	C3'-C2'-C1'	16.13	114.41	101.50
67	B1	425	U	O4'-C1'-N1	16.13	121.10	108.20

*Continued on next page...*

*Continued from previous page...*

Mol	Chain	Res	Type	Atoms	Z	Observed(°)	Ideal(°)
67	B1	1896	U	O4'-C1'-N1	16.12	121.09	108.20
67	B1	2506	G	P-O3'-C3'	-16.11	100.36	119.70
21	A2	439	G	O4'-C1'-N9	-16.10	95.32	108.20
67	B1	543	G	O4'-C1'-N9	16.09	121.07	108.20
67	B1	1417	U	O4'-C1'-N1	16.06	121.05	108.20
67	B1	19	G	O4'-C1'-N9	16.05	121.04	108.20
68	B3	123	U	O4'-C1'-N1	16.04	121.03	108.20
35	BL	11	LEU	N-CA-CB	16.02	142.44	110.40
67	B1	1037	C	N1-C1'-C2'	-16.01	93.18	114.00
21	A2	1424	G	N9-C1'-C2'	16.01	134.81	114.00
67	B1	1605	A	O4'-C1'-N9	16.01	121.00	108.20
21	A2	455	C	N1-C1'-C2'	16.00	134.79	114.00
67	B1	424	U	N1-C1'-C2'	15.99	134.79	114.00
67	B1	966	G	O4'-C1'-N9	15.99	120.99	108.20
67	B1	2696	G	O4'-C1'-N9	15.99	120.99	108.20
67	B1	2232	U	O4'-C1'-N1	15.98	120.98	108.20
67	B1	1260	C	P-O3'-C3'	15.95	138.84	119.70
21	A2	1458	A	O4'-C1'-C2'	-15.95	89.85	105.80
67	B1	897	U	P-O3'-C3'	15.95	138.83	119.70
67	B1	715	G	P-O3'-C3'	15.94	138.83	119.70
67	B1	350	A	O4'-C1'-N9	15.93	120.94	108.20
67	B1	2548	A	O4'-C1'-N9	15.93	120.94	108.20
67	B1	1066	C	O4'-C1'-N1	15.92	120.94	108.20
21	A2	32	A	O4'-C1'-N9	15.91	120.93	108.20
67	B1	1574	A	O4'-C1'-N9	-15.89	95.48	108.20
27	A0	72	C	P-O3'-C3'	15.88	138.75	119.70
67	B1	1080	G	C1'-O4'-C4'	15.88	122.60	109.90
67	B1	1613	A	O4'-C1'-N9	15.86	120.89	108.20
67	B1	2710	G	O4'-C1'-N9	15.87	120.89	108.20
67	B1	219	G	O4'-C1'-N9	15.80	120.84	108.20
67	B1	1201	G	C1'-O4'-C4'	-15.79	97.26	109.90
67	B1	1780	C	P-O3'-C3'	15.79	138.65	119.70
67	B1	404	G	O4'-C1'-N9	15.77	120.81	108.20
68	B3	26	C	N1-C1'-C2'	15.75	134.48	114.00
47	BI	67	TYR	CB-CG-CD2	-15.74	111.55	121.00
11	A1	19	G	O4'-C1'-N9	15.74	120.79	108.20
21	A2	325	A	C3'-C2'-C1'	15.70	114.06	101.50
67	B1	2253	G	O4'-C1'-N9	15.69	120.75	108.20
67	B1	2702	A	C1'-O4'-C4'	15.69	122.45	109.90
67	B1	1961	G	O4'-C1'-N9	15.67	120.74	108.20
21	A2	382	G	O4'-C1'-N9	15.66	120.73	108.20
67	B1	1131	G	O4'-C1'-N9	15.65	120.72	108.20

*Continued on next page...*

*Continued from previous page...*

Mol	Chain	Res	Type	Atoms	Z	Observed(°)	Ideal(°)
67	B1	1830	U	O4'-C1'-N1	15.64	120.71	108.20
21	A2	177	A	O4'-C1'-N9	15.64	120.71	108.20
67	B1	204	G	O4'-C1'-N9	15.63	120.70	108.20
67	B1	2793	C	P-O3'-C3'	15.61	138.44	119.70
67	B1	2267	U	O4'-C1'-N1	15.61	120.69	108.20
21	A2	804	U	C1'-O4'-C4'	15.60	122.38	109.90
68	B3	107	G	O4'-C1'-N9	15.59	120.67	108.20
21	A2	1473	A	O4'-C1'-N9	15.57	120.66	108.20
11	A1	15	G	O4'-C1'-N9	15.56	120.65	108.20
68	B3	40	G	P-O3'-C3'	15.54	138.35	119.70
21	A2	1118	C	O4'-C1'-N1	15.53	120.62	108.20
67	B1	1197	G	O4'-C1'-N9	15.52	120.62	108.20
21	A2	342	G	O4'-C1'-N9	15.50	120.60	108.20
11	A1	51	G	N9-C1'-C2'	15.49	134.14	114.00
67	B1	2312	U	O4'-C1'-N1	15.48	120.58	108.20
68	B3	71	G	O4'-C1'-N9	15.48	120.58	108.20
67	B1	2260	C	N1-C1'-C2'	15.46	134.10	114.00
21	A2	1190	C	N1-C1'-C2'	15.46	134.10	114.00
67	B1	374	C	N1-C1'-C2'	15.45	134.09	114.00
67	B1	1222	U	N1-C1'-C2'	15.45	134.09	114.00
67	B1	2443	G	O4'-C1'-N9	15.43	120.55	108.20
67	B1	2725	U	O4'-C1'-N1	15.42	120.54	108.20
21	A2	1448	A	O4'-C1'-N9	15.42	120.53	108.20
67	B1	614	G	O4'-C1'-N9	-15.42	95.87	108.20
67	B1	714	C	P-O3'-C3'	15.41	138.19	119.70
67	B1	1618	G	C1'-O4'-C4'	-15.40	97.58	109.90
67	B1	998	G	O4'-C1'-N9	15.38	120.50	108.20
67	B1	1179	G	N9-C1'-C2'	-15.37	94.02	114.00
67	B1	363	G	O4'-C1'-N9	15.36	120.49	108.20
67	B1	2062	A	P-O3'-C3'	15.34	138.11	119.70
21	A2	78	G	O4'-C1'-N9	15.32	120.46	108.20
67	B1	2902	G	O4'-C1'-N9	15.32	120.46	108.20
21	A2	283	U	O4'-C1'-N1	15.31	120.45	108.20
21	A2	1017	U	P-O3'-C3'	15.31	138.08	119.70
67	B1	1707	A	O4'-C1'-C2'	-15.31	90.49	105.80
21	A2	79	G	O4'-C1'-N9	15.30	120.44	108.20
21	A2	962	G	OP1-P-OP2	15.30	142.54	119.60
21	A2	866	A	O4'-C1'-N9	15.30	120.44	108.20
21	A2	366	C	N1-C1'-C2'	15.29	133.88	114.00
21	A2	629	U	O4'-C1'-N1	15.26	120.41	108.20
21	A2	262	G	P-O3'-C3'	15.25	138.00	119.70
67	B1	1618	G	C3'-C2'-C1'	-15.25	89.30	101.50

*Continued on next page...*

*Continued from previous page...*

Mol	Chain	Res	Type	Atoms	Z	Observed(°)	Ideal(°)
67	B1	2199	U	O4'-C1'-N1	15.24	120.40	108.20
67	B1	2749	G	O4'-C1'-N9	15.24	120.40	108.20
67	B1	2172	G	C3'-C2'-C1'	-15.23	89.31	101.50
67	B1	1454	G	O4'-C1'-N9	15.23	120.38	108.20
67	B1	2320	U	O4'-C1'-N1	15.23	120.38	108.20
67	B1	2243	G	O4'-C1'-N9	15.21	120.37	108.20
37	BU	42	ARG	NE-CZ-NH1	15.21	127.91	120.30
67	B1	470	A	C1'-O4'-C4'	15.20	122.06	109.90
21	A2	1423	A	P-O3'-C3'	15.20	137.94	119.70
21	A2	798	U	C1'-O4'-C4'	15.19	122.05	109.90
67	B1	152	G	O4'-C1'-N9	15.18	120.35	108.20
67	B1	2304	C	N1-C1'-C2'	15.18	133.73	114.00
21	A2	985	C	P-O3'-C3'	15.18	137.91	119.70
67	B1	1038	U	O4'-C1'-N1	15.17	120.33	108.20
67	B1	1048	C	N1-C1'-C2'	15.17	133.72	114.00
67	B1	1485	A	P-O3'-C3'	15.15	137.88	119.70
21	A2	260	C	N1-C1'-C2'	15.15	133.69	114.00
67	B1	1707	A	N9-C1'-C2'	-15.13	94.33	114.00
67	B1	2545	A	P-O3'-C3'	15.13	137.86	119.70
38	Bb	11	ARG	NE-CZ-NH1	15.12	127.86	120.30
67	B1	1109	G	P-O3'-C3'	15.12	137.84	119.70
21	A2	1160	C	O4'-C1'-N1	15.11	120.28	108.20
21	A2	367	G	C1'-O4'-C4'	-15.10	97.82	109.90
67	B1	44	C	N1-C1'-C2'	15.09	133.62	114.00
67	B1	713	C	O4'-C1'-N1	15.08	120.26	108.20
67	B1	2844	G	C1'-O4'-C4'	-15.06	97.86	109.90
21	A2	616	G	C1'-O4'-C4'	-15.04	97.87	109.90
67	B1	1234	A	C3'-C2'-C1'	15.04	113.53	101.50
67	B1	2086	C	N1-C1'-C2'	15.03	133.54	114.00
67	B1	646	U	O4'-C1'-N1	15.02	120.22	108.20
67	B1	1918	U	P-O3'-C3'	15.01	137.72	119.70
67	B1	962	C	C3'-C2'-C1'	15.00	113.50	101.50
67	B1	2846	A	O4'-C1'-N9	15.00	120.20	108.20
21	A2	72	C	N1-C1'-C2'	15.00	133.50	114.00
21	A2	311	A	O4'-C1'-N9	14.97	120.18	108.20
67	B1	899	A	O4'-C1'-N9	14.97	120.17	108.20
21	A2	176	U	P-O3'-C3'	14.95	137.64	119.70
68	B3	35	A	O4'-C1'-C2'	-14.93	90.87	105.80
68	B3	119	C	C3'-C2'-C1'	14.89	113.41	101.50
21	A2	1491	C	C3'-C2'-C1'	14.86	113.39	101.50
67	B1	314	A	O4'-C1'-N9	14.85	120.08	108.20
67	B1	1042	G	O4'-C1'-C2'	-14.85	90.95	105.80

*Continued on next page...*

*Continued from previous page...*

Mol	Chain	Res	Type	Atoms	Z	Observed(°)	Ideal(°)
21	A2	202	G	O4'-C1'-N9	14.84	120.08	108.20
21	A2	806	G	O4'-C1'-N9	-14.84	96.33	108.20
67	B1	1201	G	N9-C1'-C2'	14.84	133.29	114.00
67	B1	1616	A	O4'-C1'-N9	14.83	120.06	108.20
67	B1	1096	A	P-O3'-C3'	14.83	137.50	119.70
68	B3	41	A	C3'-C2'-C1'	14.83	113.36	101.50
67	B1	867	C	O4'-C1'-N1	14.82	120.06	108.20
67	B1	1030	C	C3'-C2'-C1'	14.79	113.33	101.50
67	B1	2424	A	C3'-C2'-C1'	14.78	113.33	101.50
21	A2	210	A	C3'-C2'-C1'	14.78	113.33	101.50
67	B1	756	C	P-O3'-C3'	14.78	137.43	119.70
67	B1	452	A	C1'-O4'-C4'	-14.77	98.08	109.90
67	B1	2306	C	O4'-C1'-N1	14.77	120.02	108.20
21	A2	513	A	P-O3'-C3'	14.76	137.41	119.70
67	B1	2144	U	O4'-C1'-N1	14.76	120.01	108.20
67	B1	2324	C	P-O3'-C3'	14.76	137.41	119.70
21	A2	113	U	O4'-C1'-N1	14.75	120.00	108.20
11	A1	55	U	O4'-C1'-N1	14.75	120.00	108.20
67	B1	480	A	P-O3'-C3'	14.74	137.39	119.70
21	A2	1043	U	O4'-C1'-N1	14.73	119.99	108.20
67	B1	754	U	O4'-C1'-N1	14.73	119.98	108.20
21	A2	746	A	P-O3'-C3'	14.70	137.34	119.70
67	B1	1643	A	P-O3'-C3'	14.70	137.34	119.70
21	A2	186	U	O4'-C1'-N1	14.70	119.96	108.20
21	A2	121	C	N1-C1'-C2'	14.69	133.10	114.00
27	A0	37	A	O4'-C1'-N9	14.69	119.95	108.20
67	B1	1082	A	P-O3'-C3'	14.68	137.31	119.70
21	A2	277	G	P-O3'-C3'	14.67	137.30	119.70
67	B1	362	A	P-O3'-C3'	-14.67	102.10	119.70
67	B1	788	A	O4'-C1'-N9	14.66	119.93	108.20
68	B3	110	C	C3'-C2'-C1'	14.66	113.23	101.50
68	B3	62	A	P-O3'-C3'	14.66	137.29	119.70
67	B1	1906	G	O4'-C1'-N9	14.65	119.92	108.20
21	A2	392	G	P-O3'-C3'	14.65	137.28	119.70
67	B1	3	G	O4'-C1'-N9	14.64	119.92	108.20
67	B1	547	C	O4'-C1'-N1	14.62	119.90	108.20
67	B1	2624	G	O4'-C1'-N9	14.62	119.90	108.20
21	A2	714	G	O4'-C1'-N9	14.60	119.88	108.20
67	B1	2280	G	P-O3'-C3'	14.60	137.22	119.70
67	B1	1496	A	O4'-C1'-N9	14.60	119.88	108.20
16	AJ	30	ARG	NE-CZ-NH1	14.59	127.59	120.30
68	B3	54	A	O4'-C1'-N9	14.57	119.86	108.20

*Continued on next page...*

*Continued from previous page...*

Mol	Chain	Res	Type	Atoms	Z	Observed(°)	Ideal(°)
21	A2	828	U	O4'-C1'-N1	14.57	119.85	108.20
67	B1	932	C	C3'-C2'-C1'	14.57	113.16	101.50
21	A2	358	G	O4'-C1'-N9	14.56	119.85	108.20
68	B3	75	G	P-O3'-C3'	14.56	137.17	119.70
25	AH	88	ARG	NE-CZ-NH1	14.55	127.58	120.30
67	B1	1407	A	P-O3'-C3'	14.53	137.13	119.70
21	A2	483	G	O4'-C1'-N9	14.53	119.82	108.20
21	A2	976	A	O4'-C1'-N9	14.53	119.82	108.20
67	B1	1291	C	O4'-C1'-N1	14.52	119.82	108.20
67	B1	2319	C	N1-C1'-C2'	14.52	132.88	114.00
67	B1	934	G	N9-C1'-C2'	14.52	132.87	114.00
52	BB	237	ARG	NE-CZ-NH2	-14.51	113.04	120.30
21	A2	1167	C	N1-C1'-C2'	14.51	132.86	114.00
21	A2	699	C	N1-C1'-C2'	14.50	132.84	114.00
67	B1	2916	G	N9-C1'-C2'	-14.49	95.16	114.00
67	B1	435	G	C1'-O4'-C4'	-14.49	98.31	109.90
21	A2	323	A	O4'-C1'-N9	14.48	119.79	108.20
67	B1	2665	G	O4'-C1'-N9	14.48	119.78	108.20
67	B1	1754	A	N9-C1'-C2'	-14.48	95.18	114.00
67	B1	1886	C	O4'-C1'-N1	14.47	119.78	108.20
21	A2	112	G	P-O3'-C3'	14.46	137.06	119.70
21	A2	1260	G	P-O3'-C3'	14.46	137.05	119.70
67	B1	2860	G	O4'-C1'-N9	14.46	119.76	108.20
67	B1	237	G	O4'-C1'-C2'	-14.45	91.35	105.80
68	B3	97	G	O4'-C1'-N9	14.45	119.76	108.20
67	B1	258	C	N1-C1'-C2'	14.45	132.78	114.00
21	A2	434	A	O4'-C1'-N9	14.44	119.75	108.20
67	B1	2305	U	O4'-C1'-N1	14.43	119.75	108.20
67	B1	1519	G	O4'-C1'-N9	14.43	119.74	108.20
67	B1	1565	G	O4'-C1'-N9	14.43	119.74	108.20
67	B1	1063	C	O4'-C1'-N1	14.42	119.74	108.20
67	B1	919	G	P-O3'-C3'	14.42	137.00	119.70
67	B1	181	U	N1-C1'-C2'	-14.42	95.26	114.00
67	B1	2890	A	O4'-C1'-C2'	-14.41	91.39	105.80
21	A2	71	C	N1-C1'-C2'	14.41	132.73	114.00
21	A2	616	G	O4'-C1'-C2'	14.40	120.56	107.60
67	B1	1440	C	C1'-O4'-C4'	-14.38	98.40	109.90
67	B1	1999	G	O4'-C1'-N9	14.38	119.70	108.20
21	A2	919	U	N1-C1'-C2'	14.37	132.69	114.00
21	A2	703	U	C1'-O4'-C4'	14.37	121.40	109.90
21	A2	1115	G	O4'-C1'-C2'	14.37	120.53	107.60
67	B1	565	A	O4'-C1'-C2'	-14.37	91.44	105.80

*Continued on next page...*

*Continued from previous page...*

Mol	Chain	Res	Type	Atoms	Z	Observed(°)	Ideal(°)
68	B3	76	U	O4'-C1'-N1	14.35	119.68	108.20
21	A2	434	A	O4'-C1'-C2'	-14.34	91.46	105.80
21	A2	1423	A	C1'-O4'-C4'	14.33	121.36	109.90
68	B3	7	C	O4'-C1'-N1	14.33	119.67	108.20
21	A2	1154	G	N9-C1'-C2'	14.32	132.62	114.00
21	A2	615	G	O4'-C1'-C2'	14.32	120.49	107.60
67	B1	2407	G	C1'-O4'-C4'	-14.32	98.44	109.90
67	B1	2329	A	O4'-C1'-N9	14.32	119.66	108.20
21	A2	1195	U	C1'-O4'-C4'	-14.31	98.45	109.90
67	B1	1707	A	C1'-O4'-C4'	14.31	121.35	109.90
67	B1	415	U	C1'-O4'-C4'	14.31	121.35	109.90
67	B1	2928	C	O4'-C1'-C2'	-14.31	91.49	105.80
21	A2	56	A	P-O3'-C3'	14.30	136.86	119.70
67	B1	1732	C	P-O3'-C3'	14.27	136.82	119.70
67	B1	297	G	N9-C1'-C2'	14.26	132.54	114.00
67	B1	3013	U	N1-C1'-C2'	14.26	132.54	114.00
21	A2	965	G	O4'-C1'-C2'	-14.26	91.54	105.80
21	A2	1306	A	P-O3'-C3'	14.25	136.80	119.70
67	B1	1700	U	N1-C1'-C2'	-14.23	95.50	114.00
67	B1	2543	A	O4'-C1'-N9	14.23	119.58	108.20
67	B1	228	U	O4'-C1'-N1	14.23	119.58	108.20
2	AK	16	ARG	NE-CZ-NH1	14.21	127.40	120.30
67	B1	980	G	N9-C1'-C2'	14.21	132.47	114.00
67	B1	1042	G	C1'-O4'-C4'	14.19	121.25	109.90
67	B1	1851	U	O4'-C1'-N1	14.19	119.55	108.20
67	B1	1301	G	O4'-C1'-C2'	14.19	120.37	107.60
21	A2	111	G	P-O3'-C3'	14.18	136.71	119.70
21	A2	1491	C	P-O3'-C3'	-14.17	102.70	119.70
41	Ba	25	TRP	CB-CG-CD2	-14.16	108.19	126.60
21	A2	1075	A	O4'-C1'-N9	14.15	119.52	108.20
67	B1	2442	A	O4'-C1'-N9	14.14	119.51	108.20
21	A2	762	G	O4'-C1'-N9	14.14	119.51	108.20
67	B1	758	C	P-O3'-C3'	14.13	136.66	119.70
21	A2	416	A	O4'-C1'-N9	14.12	119.50	108.20
21	A2	21	A	O4'-C1'-N9	14.11	119.49	108.20
67	B1	2698	G	O4'-C1'-N9	14.10	119.48	108.20
67	B1	2036	A	O4'-C1'-N9	14.10	119.48	108.20
67	B1	2937	U	C1'-O4'-C4'	14.10	121.18	109.90
67	B1	2209	U	C1'-O4'-C4'	14.09	121.17	109.90
67	B1	2605	G	O4'-C1'-N9	14.09	119.47	108.20
4	AG	77	ASP	CB-CG-OD2	-14.09	105.62	118.30
67	B1	2810	G	O4'-C1'-N9	14.08	119.46	108.20

*Continued on next page...*



*Continued from previous page...*

Mol	Chain	Res	Type	Atoms	Z	Observed(°)	Ideal(°)
67	B1	1301	G	C1'-O4'-C4'	-14.07	98.64	109.90
21	A2	1430	G	O4'-C1'-N9	14.07	119.46	108.20
21	A2	790	G	O4'-C1'-N9	14.06	119.45	108.20
67	B1	1817	C	C1'-O4'-C4'	-14.06	98.65	109.90
21	A2	1222	C	O4'-C1'-N1	14.06	119.45	108.20
21	A2	1290	U	C1'-O4'-C4'	-14.05	98.66	109.90
21	A2	581	G	O4'-C1'-C2'	14.05	120.24	107.60
27	A0	64	G	O4'-C1'-N9	14.04	119.44	108.20
67	B1	2263	G	O4'-C1'-N9	14.04	119.44	108.20
21	A2	275	A	P-O3'-C3'	14.02	136.53	119.70
67	B1	1840	G	O4'-C1'-C2'	-14.02	91.78	105.80
67	B1	301	G	P-O3'-C3'	14.02	136.52	119.70
68	B3	14	G	O4'-C1'-N9	14.01	119.41	108.20
21	A2	415	C	O4'-C1'-C2'	-14.01	91.79	105.80
67	B1	1547	U	O4'-C1'-N1	14.00	119.40	108.20
67	B1	2356	U	O4'-C1'-N1	14.00	119.40	108.20
42	BT	82	ARG	NE-CZ-NH1	14.00	127.30	120.30
21	A2	1008	U	O4'-C1'-N1	13.99	119.39	108.20
28	B6	63	TYR	CB-CG-CD2	-13.96	112.62	121.00
49	BQ	101	ALA	N-CA-CB	13.96	129.64	110.10
21	A2	362	C	N1-C1'-C2'	13.94	132.12	114.00
67	B1	2234	C	C3'-C2'-C1'	13.93	112.64	101.50
67	B1	1411	G	C1'-O4'-C4'	-13.93	98.76	109.90
21	A2	1323	A	N9-C1'-C2'	13.93	132.10	114.00
67	B1	1796	U	O4'-C1'-N1	13.92	119.33	108.20
21	A2	965	G	C3'-C2'-C1'	13.91	112.63	101.50
67	B1	1991	G	O4'-C1'-N9	13.89	119.31	108.20
21	A2	860	G	O4'-C1'-N9	13.87	119.30	108.20
21	A2	1370	U	O4'-C1'-N1	13.87	119.30	108.20
21	A2	1101	G	N9-C1'-C2'	-13.87	95.97	114.00
67	B1	318	G	O4'-C1'-C2'	13.87	120.08	107.60
21	A2	1291	G	O4'-C1'-N9	13.87	119.29	108.20
21	A2	665	G	C3'-C2'-C1'	-13.86	90.41	101.50
27	A0	67	G	O4'-C1'-N9	13.86	119.29	108.20
67	B1	1601	G	P-O3'-C3'	13.86	136.33	119.70
49	BQ	81	ARG	NE-CZ-NH1	13.86	127.23	120.30
67	B1	170	A	O4'-C1'-N9	13.86	119.28	108.20
21	A2	615	G	C3'-C2'-C1'	-13.83	90.43	101.50
67	B1	1600	G	C1'-O4'-C4'	13.83	120.97	109.90
27	A0	11	C	N1-C1'-C2'	13.83	131.98	114.00
21	A2	70	C	O4'-C1'-N1	13.82	119.26	108.20
21	A2	975	A	O4'-C1'-N9	13.81	119.25	108.20

*Continued on next page...*

*Continued from previous page...*

Mol	Chain	Res	Type	Atoms	Z	Observed(°)	Ideal(°)
67	B1	1897	G	O4'-C1'-N9	13.80	119.24	108.20
68	B3	30	G	O4'-C1'-N9	13.80	119.24	108.20
67	B1	857	U	C1'-O4'-C4'	-13.80	98.86	109.90
24	AA	46	ARG	NE-CZ-NH2	-13.79	113.40	120.30
67	B1	99	U	P-O3'-C3'	13.78	136.23	119.70
67	B1	406	G	O4'-C1'-N9	13.77	119.22	108.20
67	B1	880	U	N1-C1'-C2'	13.77	131.90	114.00
21	A2	1491	C	C4'-C3'-C2'	-13.76	88.84	102.60
21	A2	176	U	O4'-C1'-N1	13.76	119.21	108.20
2	AK	16	ARG	NE-CZ-NH2	-13.76	113.42	120.30
1	AQ	58	TYR	CB-CG-CD2	13.75	129.25	121.00
11	A1	6	G	O4'-C1'-N9	13.75	119.20	108.20
67	B1	2543	A	P-O3'-C3'	13.75	136.21	119.70
67	B1	2113	G	O4'-C1'-N9	13.75	119.20	108.20
21	A2	250	G	C1'-O4'-C4'	-13.74	98.91	109.90
67	B1	536	G	P-O3'-C3'	13.74	136.19	119.70
21	A2	246	A	P-O3'-C3'	13.73	136.17	119.70
67	B1	1165	C	O4'-C1'-C2'	-13.73	92.07	105.80
67	B1	1876	G	O4'-C1'-N9	13.72	119.18	108.20
21	A2	391	G	O4'-C1'-N9	13.71	119.17	108.20
67	B1	886	G	O4'-C1'-N9	13.71	119.17	108.20
21	A2	1072	C	N1-C1'-C2'	13.71	131.82	114.00
67	B1	1494	U	C1'-O4'-C4'	13.70	120.86	109.90
67	B1	2554	A	O4'-C1'-C2'	-13.71	92.09	105.80
67	B1	2912	G	O4'-C1'-N9	13.71	119.17	108.20
67	B1	344	G	O4'-C1'-N9	13.70	119.16	108.20
67	B1	2411	C	O4'-C1'-N1	13.70	119.16	108.20
21	A2	831	A	O4'-C1'-C2'	-13.69	92.11	105.80
11	A1	46	U	O4'-C1'-N1	13.68	119.15	108.20
67	B1	274	C	N1-C1'-C2'	13.67	131.77	114.00
67	B1	2321	A	O4'-C1'-N9	13.67	119.14	108.20
11	A1	30	G	O4'-C1'-N9	13.66	119.13	108.20
21	A2	1036	G	O4'-C1'-N9	13.66	119.13	108.20
67	B1	883	G	C3'-C2'-C1'	13.66	112.43	101.50
67	B1	2226	G	O4'-C1'-N9	13.66	119.13	108.20
15	AE	3	ARG	NE-CZ-NH1	13.65	127.13	120.30
67	B1	1533	G	O4'-C1'-N9	13.65	119.12	108.20
67	B1	293	G	O4'-C1'-N9	13.64	119.11	108.20
67	B1	800	G	C1'-O4'-C4'	-13.64	98.99	109.90
62	BN	11	TYR	CB-CG-CD2	-13.63	112.82	121.00
67	B1	1864	G	O4'-C1'-N9	13.62	119.10	108.20
67	B1	2382	A	C1'-O4'-C4'	13.62	120.80	109.90

*Continued on next page...*

*Continued from previous page...*

Mol	Chain	Res	Type	Atoms	Z	Observed(°)	Ideal(°)
21	A2	34	G	O4'-C1'-N9	13.62	119.09	108.20
67	B1	1272	A	O4'-C1'-N9	13.61	119.09	108.20
67	B1	2161	A	O4'-C1'-N9	13.60	119.08	108.20
67	B1	2326	C	N1-C1'-C2'	13.60	131.68	114.00
67	B1	2585	G	O4'-C1'-N9	13.59	119.07	108.20
67	B1	363	G	P-O5'-C5'	13.58	142.63	120.90
67	B1	2651	G	C1'-O4'-C4'	-13.58	99.04	109.90
21	A2	633	C	N1-C1'-C2'	13.58	131.65	114.00
67	B1	1405	G	C1'-O4'-C4'	-13.57	99.05	109.90
24	AA	93	ARG	NE-CZ-NH1	13.56	127.08	120.30
67	B1	473	C	N1-C1'-C2'	13.56	131.63	114.00
67	B1	1154	A	O4'-C1'-N9	13.55	119.04	108.20
67	B1	2607	U	O4'-C1'-N1	13.54	119.04	108.20
67	B1	2458	U	O4'-C1'-N1	13.54	119.03	108.20
21	A2	1483	U	P-O3'-C3'	13.54	135.95	119.70
67	B1	463	A	C1'-O4'-C4'	-13.54	99.07	109.90
28	AV	60	PHE	CB-CG-CD1	13.54	130.28	120.80
67	B1	1045	A	N9-C1'-C2'	-13.54	96.40	114.00
67	B1	1561	G	O4'-C1'-N9	13.54	119.03	108.20
67	B1	1037	C	O4'-C1'-C2'	-13.53	92.27	105.80
67	B1	2674	C	N1-C1'-C2'	13.53	131.59	114.00
21	A2	455	C	C1'-O4'-C4'	-13.53	99.08	109.90
68	B3	102	G	O4'-C1'-N9	13.53	119.02	108.20
21	A2	1154	G	C1'-O4'-C4'	-13.52	99.08	109.90
7	AB	185	ARG	NE-CZ-NH2	-13.52	113.54	120.30
67	B1	1323	U	O4'-C1'-N1	13.50	119.00	108.20
67	B1	936	G	P-O3'-C3'	13.49	135.89	119.70
67	B1	2218	C	N1-C1'-C2'	13.48	131.52	114.00
68	B3	108	G	O4'-C1'-N9	13.47	118.97	108.20
67	B1	2650	G	C1'-O4'-C4'	-13.46	99.13	109.90
21	A2	1050	G	O4'-C1'-N9	13.46	118.97	108.20
67	B1	3036	C	P-O3'-C3'	13.46	135.85	119.70
21	A2	9	U	O4'-C1'-N1	13.44	118.95	108.20
67	B1	2155	C	O4'-C1'-N1	13.44	118.95	108.20
67	B1	2507	C	C1'-O4'-C4'	13.44	120.65	109.90
21	A2	255	G	C1'-O4'-C4'	-13.44	99.15	109.90
21	A2	1245	C	P-O3'-C3'	13.44	135.82	119.70
67	B1	305	G	O4'-C1'-N9	13.43	118.95	108.20
21	A2	161	C	C3'-C2'-C1'	13.43	112.24	101.50
67	B1	2360	G	O4'-C1'-N9	13.43	118.94	108.20
21	A2	381	C	N1-C1'-C2'	13.42	131.44	114.00
67	B1	1835	A	C3'-C2'-C1'	13.42	112.23	101.50

*Continued on next page...*

*Continued from previous page...*

Mol	Chain	Res	Type	Atoms	Z	Observed(°)	Ideal(°)
67	B1	2737	G	O4'-C1'-N9	13.42	118.94	108.20
67	B1	1146	U	O4'-C1'-N1	13.42	118.93	108.20
67	B1	1574	A	O4'-C1'-C2'	-13.41	92.39	105.80
67	B1	2747	C	P-O3'-C3'	13.39	135.77	119.70
21	A2	1426	C	C1'-O4'-C4'	-13.39	99.19	109.90
30	AU	110	PHE	CB-CG-CD1	13.39	130.18	120.80
21	A2	33	U	O4'-C1'-N1	13.39	118.91	108.20
67	B1	617	G	O4'-C1'-N9	13.38	118.91	108.20
67	B1	1170	G	N9-C1'-C2'	-13.38	96.60	114.00
67	B1	43	G	O4'-C1'-N9	13.38	118.90	108.20
67	B1	1033	C	O4'-C1'-C2'	-13.37	92.43	105.80
21	A2	1444	G	O4'-C1'-C2'	13.36	119.62	107.60
21	A2	1493	C	P-O3'-C3'	13.35	135.72	119.70
67	B1	1783	U	C3'-C2'-C1'	13.35	112.18	101.50
67	B1	2702	A	O4'-C1'-C2'	-13.33	92.47	105.80
67	B1	139	G	O4'-C1'-N9	13.33	118.86	108.20
67	B1	1140	C	N1-C1'-C2'	13.33	131.33	114.00
21	A2	338	C	O4'-C1'-N1	13.32	118.86	108.20
40	BE	88	TYR	CB-CG-CD1	13.31	128.99	121.00
67	B1	1420	U	O4'-C1'-N1	13.31	118.85	108.20
67	B1	2997	G	P-O3'-C3'	13.30	135.66	119.70
67	B1	2878	A	O4'-C1'-N9	13.29	118.84	108.20
67	B1	1627	G	O4'-C1'-N9	13.29	118.83	108.20
21	A2	1184	U	P-O3'-C3'	13.29	135.65	119.70
21	A2	439	G	N9-C1'-C2'	13.28	131.27	114.00
67	B1	414	G	O4'-C1'-C2'	-13.28	92.52	105.80
67	B1	1989	G	C1'-O4'-C4'	-13.28	99.28	109.90
67	B1	1367	A	P-O3'-C3'	13.27	135.62	119.70
67	B1	2061	A	C1'-O4'-C4'	13.27	120.51	109.90
67	B1	2968	G	O4'-C1'-N9	13.26	118.81	108.20
21	A2	63	G	O4'-C1'-C2'	13.26	119.53	107.60
67	B1	364	A	P-O3'-C3'	13.26	135.61	119.70
67	B1	1523	A	O4'-C1'-N9	13.26	118.81	108.20
21	A2	65	G	O4'-C1'-N9	13.25	118.80	108.20
67	B1	518	A	P-O3'-C3'	13.25	135.60	119.70
21	A2	114	A	P-O3'-C3'	13.25	135.59	119.70
67	B1	1158	G	N9-C1'-C2'	13.25	131.22	114.00
67	B1	1655	G	C1'-O4'-C4'	-13.24	99.30	109.90
67	B1	2518	G	O4'-C1'-N9	13.23	118.78	108.20
6	AC	140	ARG	NE-CZ-NH2	-13.22	113.69	120.30
67	B1	2139	A	N1-C6-N6	13.22	126.53	118.60
67	B1	2873	G	O4'-C1'-N9	13.22	118.78	108.20

*Continued on next page...*

*Continued from previous page...*

Mol	Chain	Res	Type	Atoms	Z	Observed(°)	Ideal(°)
67	B1	2970	U	O4'-C1'-N1	13.21	118.77	108.20
67	B1	58	G	N9-C1'-C2'	13.20	131.16	114.00
67	B1	545	G	P-O3'-C3'	13.20	135.54	119.70
67	B1	726	G	O4'-C1'-N9	13.20	118.76	108.20
67	B1	2636	C	C3'-C2'-C1'	13.20	112.06	101.50
67	B1	2069	G	N9-C1'-C2'	13.20	131.16	114.00
67	B1	587	A	N1-C6-N6	13.20	126.52	118.60
21	A2	647	G	C1'-O4'-C4'	-13.18	99.35	109.90
67	B1	634	G	O4'-C1'-N9	13.18	118.75	108.20
67	B1	149	G	O4'-C1'-N9	13.18	118.74	108.20
67	B1	1567	C	C4'-C3'-C2'	13.16	115.76	102.60
21	A2	250	G	O4'-C1'-C2'	13.16	119.44	107.60
67	B1	1548	A	O4'-C1'-N9	13.15	118.72	108.20
67	B1	355	G	O4'-C1'-C2'	13.15	119.44	107.60
21	A2	602	G	O4'-C1'-N9	13.14	118.71	108.20
21	A2	813	G	O4'-C1'-N9	13.13	118.71	108.20
67	B1	92	G	N9-C1'-C2'	13.13	131.07	114.00
67	B1	1465	A	O4'-C1'-N9	13.13	118.71	108.20
68	B3	20	G	N9-C1'-C2'	13.13	131.07	114.00
67	B1	2448	A	O4'-C1'-N9	13.13	118.70	108.20
21	A2	1401	U	C1'-O4'-C4'	-13.12	99.40	109.90
21	A2	716	G	C3'-C2'-C1'	-13.11	91.01	101.50
40	BE	88	TYR	CB-CG-CD2	-13.12	113.13	121.00
67	B1	2515	U	P-O5'-C5'	13.11	141.88	120.90
67	B1	2189	C	C3'-C2'-C1'	13.11	111.99	101.50
67	B1	1847	U	O4'-C1'-N1	13.10	118.68	108.20
21	A2	1079	G	N9-C1'-C2'	-13.10	96.97	114.00
21	A2	798	U	O4'-C1'-C2'	-13.09	92.71	105.80
67	B1	2893	U	O4'-C1'-N1	13.09	118.67	108.20
67	B1	1224	A	O4'-C1'-N9	13.09	118.67	108.20
11	A1	43	G	O4'-C1'-N9	13.09	118.67	108.20
21	A2	72	C	C3'-C2'-C1'	13.07	111.96	101.50
67	B1	415	U	O4'-C1'-N1	13.07	118.66	108.20
67	B1	2118	C	O4'-C1'-N1	13.07	118.66	108.20
67	B1	162	G	C1'-O4'-C4'	-13.07	99.44	109.90
67	B1	2939	C	O4'-C1'-N1	13.07	118.66	108.20
67	B1	1642	G	N9-C1'-C2'	-13.07	97.01	114.00
21	A2	226	G	O4'-C1'-N9	13.07	118.65	108.20
67	B1	906	G	O4'-C1'-C2'	13.06	119.36	107.60
67	B1	2987	U	P-O3'-C3'	13.06	135.37	119.70
11	A1	16	C	C3'-C2'-C1'	13.05	111.94	101.50
21	A2	842	U	O4'-C1'-N1	13.05	118.64	108.20

*Continued on next page...*

*Continued from previous page...*

Mol	Chain	Res	Type	Atoms	Z	Observed(°)	Ideal(°)
67	B1	2368	G	O4'-C1'-N9	13.05	118.64	108.20
21	A2	1486	A	O4'-C1'-N9	13.05	118.64	108.20
21	A2	1116	G	C1'-O4'-C4'	-13.04	99.47	109.90
21	A2	618	G	O4'-C1'-N9	13.03	118.62	108.20
21	A2	1157	G	C1'-O4'-C4'	-13.03	99.47	109.90
67	B1	168	G	O4'-C1'-C2'	13.03	119.33	107.60
67	B1	2796	C	C3'-C2'-C1'	13.03	111.92	101.50
67	B1	1879	U	P-O3'-C3'	13.02	135.33	119.70
67	B1	2754	A	N9-C1'-C2'	13.02	130.93	114.00
21	A2	1024	G	C1'-O4'-C4'	-13.02	99.49	109.90
21	A2	408	C	O4'-C1'-N1	13.00	118.60	108.20
67	B1	562	G	O4'-C1'-N9	13.00	118.60	108.20
67	B1	407	A	C3'-C2'-C1'	12.99	111.90	101.50
67	B1	2371	A	O4'-C1'-N9	12.99	118.59	108.20
67	B1	350	A	O4'-C1'-C2'	-12.99	92.81	105.80
21	A2	150	G	O4'-C1'-N9	12.99	118.59	108.20
21	A2	192	G	C1'-O4'-C4'	-12.99	99.51	109.90
21	A2	574	A	O4'-C1'-N9	12.99	118.59	108.20
67	B1	72	U	O4'-C1'-N1	12.98	118.59	108.20
59	BM	47	ARG	NE-CZ-NH2	-12.98	113.81	120.30
67	B1	1599	A	O4'-C1'-N9	12.98	118.58	108.20
21	A2	99	C	P-O3'-C3'	12.97	135.27	119.70
24	AA	115	TYR	CB-CG-CD2	-12.97	113.22	121.00
67	B1	219	G	P-O5'-C5'	12.96	141.64	120.90
21	A2	1019	A	P-O3'-C3'	12.96	135.25	119.70
67	B1	1767	C	N1-C1'-C2'	12.95	130.83	114.00
21	A2	1127	A	N9-C1'-C2'	12.94	130.82	114.00
21	A2	768	A	O4'-C1'-N9	12.94	118.55	108.20
67	B1	2811	U	O4'-C1'-N1	12.94	118.55	108.20
67	B1	1645	U	O4'-C1'-N1	12.93	118.55	108.20
68	B3	53	A	N9-C1'-C2'	12.93	130.81	114.00
21	A2	183	A	N9-C1'-C2'	12.92	130.80	114.00
67	B1	948	C	O4'-C1'-N1	12.92	118.53	108.20
67	B1	2587	G	C3'-C2'-C1'	12.92	111.83	101.50
60	BS	129	TYR	CB-CG-CD2	12.91	128.75	121.00
67	B1	958	A	O4'-C1'-N9	12.91	118.53	108.20
21	A2	1429	G	O4'-C1'-N9	12.90	118.52	108.20
21	A2	440	C	N1-C1'-C2'	12.90	130.77	114.00
67	B1	234	G	O4'-C1'-N9	12.89	118.52	108.20
21	A2	625	G	O4'-C1'-N9	12.88	118.51	108.20
67	B1	492	A	O4'-C1'-N9	12.88	118.51	108.20
21	A2	1076	G	O4'-C1'-C2'	12.88	119.19	107.60

*Continued on next page...*

*Continued from previous page...*

Mol	Chain	Res	Type	Atoms	Z	Observed(°)	Ideal(°)
67	B1	1453	G	O4'-C1'-C2'	12.88	119.19	107.60
67	B1	1969	C	N1-C1'-C2'	12.88	130.74	114.00
16	AJ	16	ARG	NE-CZ-NH1	12.88	126.74	120.30
21	A2	1120	G	C1'-O4'-C4'	-12.87	99.60	109.90
21	A2	199	A	C3'-C2'-C1'	12.87	111.79	101.50
67	B1	143	C	C3'-C2'-C1'	12.87	111.79	101.50
67	B1	2180	C	C3'-C2'-C1'	12.86	111.79	101.50
67	B1	2948	A	C1'-O4'-C4'	12.86	120.19	109.90
27	A0	8	U	O4'-C1'-N1	12.86	118.49	108.20
67	B1	2628	U	O4'-C1'-N1	12.85	118.48	108.20
68	B3	22	C	O4'-C1'-C2'	-12.85	92.95	105.80
21	A2	475	C	C3'-C2'-C1'	12.84	111.78	101.50
67	B1	957	C	N1-C1'-C2'	12.84	130.70	114.00
31	BY	126	PHE	CB-CG-CD2	12.84	129.79	120.80
21	A2	394	C	P-O5'-C5'	12.84	141.44	120.90
21	A2	964	A	N1-C6-N6	12.84	126.30	118.60
67	B1	2505	A	C3'-C2'-C1'	12.83	111.77	101.50
24	AA	19	TYR	CB-CG-CD1	12.83	128.70	121.00
21	A2	601	G	O4'-C1'-N9	12.83	118.46	108.20
67	B1	1313	G	C3'-C2'-C1'	-12.82	91.24	101.50
67	B1	1290	G	C1'-O4'-C4'	-12.82	99.65	109.90
53	BD	87	ARG	NE-CZ-NH2	-12.81	113.89	120.30
67	B1	1453	G	C1'-O4'-C4'	-12.81	99.65	109.90
21	A2	1341	C	N1-C1'-C2'	12.80	130.64	114.00
20	BG	79	TYR	CB-CG-CD1	12.80	128.68	121.00
67	B1	131	C	O4'-C1'-C2'	-12.79	93.00	105.80
67	B1	955	A	O4'-C1'-N9	12.79	118.44	108.20
67	B1	1246	G	O4'-C1'-N9	12.80	118.44	108.20
67	B1	3040	G	P-O3'-C3'	12.79	135.05	119.70
21	A2	240	U	O4'-C1'-N1	12.79	118.43	108.20
67	B1	1118	A	N9-C1'-C2'	12.79	130.63	114.00
67	B1	1950	G	C1'-O4'-C4'	12.79	120.13	109.90
21	A2	528	G	O4'-C1'-N9	-12.78	97.97	108.20
41	Ba	86	THR	N-CA-CB	12.78	134.58	110.30
67	B1	876	C	C3'-C2'-C1'	12.78	111.72	101.50
21	A2	63	G	C1'-O4'-C4'	-12.77	99.68	109.90
21	A2	266	A	O4'-C1'-N9	12.77	118.42	108.20
27	A0	36	U	O4'-C1'-N1	12.77	118.42	108.20
67	B1	2962	A	O4'-C1'-N9	12.77	118.42	108.20
68	B3	25	A	P-O3'-C3'	12.77	135.02	119.70
67	B1	55	G	O4'-C1'-N9	12.77	118.41	108.20
21	A2	829	U	O4'-C1'-N1	12.77	118.41	108.20

*Continued on next page...*

*Continued from previous page...*

Mol	Chain	Res	Type	Atoms	Z	Observed(°)	Ideal(°)
21	A2	1251	C	O4'-C1'-N1	12.77	118.41	108.20
42	BT	32	ARG	NE-CZ-NH1	12.77	126.68	120.30
67	B1	2475	G	C1'-O4'-C4'	-12.77	99.69	109.90
21	A2	205	C	N1-C1'-C2'	12.76	130.59	114.00
67	B1	796	C	N1-C1'-C2'	12.76	130.59	114.00
21	A2	671	C	C3'-C2'-C1'	12.76	111.71	101.50
67	B1	2402	A	O4'-C1'-C2'	-12.76	93.04	105.80
67	B1	1995	C	O4'-C1'-N1	12.75	118.40	108.20
67	B1	2011	U	O4'-C1'-N1	12.75	118.40	108.20
67	B1	1600	G	O4'-C1'-N9	12.74	118.39	108.20
21	A2	736	A	C1'-O4'-C4'	12.74	120.09	109.90
67	B1	1229	U	N1-C1'-C2'	12.74	130.56	114.00
23	AT	8	TYR	CB-CG-CD2	-12.73	113.36	121.00
21	A2	516	A	N9-C1'-C2'	12.73	130.55	114.00
67	B1	700	A	N9-C1'-C2'	-12.72	97.46	114.00
67	B1	2573	C	O4'-C1'-N1	12.72	118.38	108.20
67	B1	1277	G	O4'-C1'-N9	12.72	118.38	108.20
67	B1	1975	C	O4'-C1'-N1	12.71	118.37	108.20
67	B1	2779	G	O4'-C1'-N9	12.71	118.37	108.20
67	B1	2957	G	P-O3'-C3'	12.71	134.96	119.70
67	B1	372	A	O4'-C1'-C2'	-12.70	93.10	105.80
67	B1	2432	G	O4'-C1'-N9	12.70	118.36	108.20
28	B6	77	ARG	NE-CZ-NH2	-12.70	113.95	120.30
21	A2	996	A	N1-C6-N6	12.70	126.22	118.60
21	A2	91	G	C1'-O4'-C4'	-12.69	99.75	109.90
21	A2	988	A	N1-C6-N6	12.69	126.22	118.60
67	B1	84	A	N9-C1'-C2'	12.69	130.50	114.00
21	A2	440	C	O4'-C1'-N1	-12.69	98.05	108.20
33	BC	87	ARG	NE-CZ-NH1	12.69	126.64	120.30
67	B1	1542	U	O4'-C1'-N1	12.68	118.35	108.20
67	B1	1574	A	P-O3'-C3'	12.68	134.92	119.70
67	B1	2650	G	O4'-C1'-C2'	12.68	119.01	107.60
21	A2	1338	C	O4'-C1'-N1	12.67	118.34	108.20
67	B1	2678	U	O4'-C1'-N1	12.67	118.33	108.20
68	B3	30	G	C1'-O4'-C4'	12.67	120.03	109.90
67	B1	969	U	O4'-C1'-N1	12.67	118.33	108.20
3	AI	86	PHE	CB-CG-CD2	-12.66	111.94	120.80
21	A2	263	C	C3'-C2'-C1'	12.66	111.63	101.50
67	B1	2586	A	N9-C1'-C2'	-12.66	97.54	114.00
67	B1	693	G	C1'-O4'-C4'	12.66	120.03	109.90
21	A2	259	A	O4'-C1'-N9	12.66	118.33	108.20
21	A2	607	U	O4'-C1'-N1	12.66	118.32	108.20

*Continued on next page...*



*Continued from previous page...*

Mol	Chain	Res	Type	Atoms	Z	Observed(°)	Ideal(°)
21	A2	891	A	P-O3'-C3'	12.65	134.88	119.70
67	B1	1036	C	P-O3'-C3'	12.65	134.88	119.70
33	BC	263	ARG	NE-CZ-NH1	12.65	126.62	120.30
68	B3	67	U	O4'-C1'-N1	12.65	118.32	108.20
67	B1	408	C	C5'-C4'-C3'	12.65	136.24	116.00
67	B1	2005	A	O4'-C1'-N9	12.65	118.32	108.20
67	B1	706	U	O4'-C1'-N1	12.65	118.32	108.20
67	B1	584	G	O4'-C1'-N9	12.64	118.31	108.20
31	BY	71	ARG	NE-CZ-NH2	-12.64	113.98	120.30
67	B1	1912	A	O4'-C1'-N9	12.64	118.31	108.20
67	B1	1569	A	C3'-C2'-C1'	-12.63	91.40	101.50
51	Bj	1	MET	CG-SD-CE	-12.62	80.00	100.20
67	B1	2914	U	O4'-C1'-N1	12.62	118.29	108.20
21	A2	199	A	N9-C1'-C2'	12.61	130.40	114.00
67	B1	489	G	O4'-C1'-N9	12.61	118.29	108.20
67	B1	1299	C	C3'-C2'-C1'	12.61	111.59	101.50
67	B1	1490	G	O4'-C1'-N9	12.61	118.28	108.20
67	B1	1671	A	N9-C1'-C2'	-12.60	97.62	114.00
24	AA	146	TYR	CB-CG-CD2	12.60	128.56	121.00
21	A2	1345	G	O4'-C1'-N9	12.60	118.28	108.20
38	Bb	15	ARG	NE-CZ-NH2	-12.60	114.00	120.30
67	B1	435	G	O4'-C1'-C2'	12.60	118.94	107.60
21	A2	668	G	O4'-C1'-N9	12.59	118.27	108.20
21	A2	756	A	O4'-C1'-N9	12.59	118.27	108.20
67	B1	1919	A	N1-C6-N6	12.59	126.15	118.60
21	A2	241	U	O4'-C1'-N1	12.59	118.27	108.20
67	B1	1003	C	P-O3'-C3'	12.59	134.80	119.70
67	B1	511	A	O4'-C1'-N9	12.58	118.26	108.20
67	B1	821	U	O4'-C1'-N1	12.58	118.26	108.20
67	B1	1786	G	O4'-C1'-N9	12.58	118.26	108.20
21	A2	184	G	O4'-C1'-N9	12.57	118.26	108.20
67	B1	1817	C	N1-C1'-C2'	12.57	130.34	114.00
21	A2	1249	A	O4'-C1'-N9	12.57	118.26	108.20
67	B1	773	U	O4'-C1'-N1	12.57	118.25	108.20
21	A2	1029	G	O4'-C1'-N9	12.57	118.25	108.20
21	A2	589	U	O4'-C1'-N1	12.56	118.25	108.20
67	B1	1136	G	O4'-C1'-N9	12.56	118.25	108.20
21	A2	68	G	C1'-O4'-C4'	-12.56	99.85	109.90
67	B1	1961	G	N9-C1'-C2'	-12.56	97.67	114.00
67	B1	2185	A	O4'-C1'-N9	12.56	118.25	108.20
21	A2	136	A	N9-C1'-C2'	12.55	130.32	114.00
67	B1	693	G	O4'-C1'-N9	12.55	118.24	108.20

*Continued on next page...*

*Continued from previous page...*

Mol	Chain	Res	Type	Atoms	Z	Observed(°)	Ideal(°)
67	B1	2594	U	N1-C1'-C2'	12.55	130.31	114.00
67	B1	1491	U	O4'-C1'-N1	12.55	118.24	108.20
21	A2	42	G	P-O3'-C3'	12.54	134.75	119.70
21	A2	959	G	P-O3'-C3'	12.53	134.73	119.70
67	B1	1866	G	O4'-C1'-N9	12.53	118.22	108.20
31	BY	27	ARG	NE-CZ-NH1	12.53	126.56	120.30
67	B1	2507	C	C3'-C2'-C1'	12.53	111.52	101.50
21	A2	531	G	O4'-C1'-C2'	12.52	118.87	107.60
21	A2	765	U	C1'-O4'-C4'	12.52	119.92	109.90
67	B1	175	G	O4'-C1'-N9	12.52	118.22	108.20
67	B1	1708	U	O4'-C1'-N1	12.52	118.22	108.20
21	A2	1444	G	C1'-O4'-C4'	-12.52	99.89	109.90
67	B1	1724	A	O4'-C1'-N9	12.52	118.21	108.20
67	B1	2938	G	O4'-C1'-N9	12.50	118.20	108.20
21	A2	304	C	N1-C1'-C2'	12.50	130.25	114.00
21	A2	709	G	C1'-O4'-C4'	12.50	119.90	109.90
21	A2	1340	U	P-O3'-C3'	12.50	134.70	119.70
67	B1	1565	G	C3'-C2'-C1'	12.49	111.50	101.50
67	B1	2882	G	O4'-C1'-N9	12.49	118.19	108.20
21	A2	1317	G	C1'-O4'-C4'	-12.49	99.91	109.90
24	AA	46	ARG	NE-CZ-NH1	12.49	126.55	120.30
67	B1	2847	G	O4'-C1'-N9	12.48	118.19	108.20
67	B1	1283	G	O4'-C1'-N9	12.48	118.18	108.20
21	A2	1114	G	O4'-C1'-N9	12.48	118.18	108.20
67	B1	310	C	O4'-C1'-N1	12.47	118.18	108.20
57	BZ	51	TYR	CB-CG-CD1	-12.47	113.52	121.00
54	BF	88	TYR	CB-CG-CD1	12.47	128.48	121.00
21	A2	520	G	O4'-C1'-N9	12.46	118.17	108.20
21	A2	1162	G	C1'-O4'-C4'	-12.46	99.93	109.90
33	BC	104	PHE	CB-CG-CD2	-12.46	112.08	120.80
21	A2	765	U	O4'-C1'-C2'	-12.46	93.34	105.80
67	B1	1077	G	O4'-C1'-N9	12.45	118.16	108.20
15	AE	55	TYR	CB-CG-CD1	12.45	128.47	121.00
67	B1	2921	U	O4'-C1'-N1	12.45	118.16	108.20
67	B1	2554	A	O4'-C1'-N9	12.44	118.15	108.20
7	AB	33	TYR	CB-CG-CD1	12.43	128.46	121.00
21	A2	989	C	O4'-C1'-N1	12.43	118.14	108.20
21	A2	978	G	N9-C1'-C2'	12.43	130.16	114.00
21	A2	832	G	C1'-O4'-C4'	-12.42	99.96	109.90
67	B1	1575	G	O4'-C1'-N9	12.41	118.13	108.20
21	A2	348	C	N1-C1'-C2'	12.41	130.13	114.00
21	A2	1477	U	O4'-C1'-N1	12.41	118.13	108.20

*Continued on next page...*

*Continued from previous page...*

Mol	Chain	Res	Type	Atoms	Z	Observed(°)	Ideal(°)
67	B1	119	U	C3'-C2'-C1'	12.40	111.42	101.50
67	B1	1017	A	N1-C6-N6	12.40	126.04	118.60
67	B1	1629	G	O4'-C1'-N9	12.40	118.12	108.20
67	B1	1898	A	C3'-C2'-C1'	12.40	111.42	101.50
21	A2	61	A	N9-C1'-C2'	-12.39	97.89	114.00
67	B1	1898	A	O4'-C1'-C2'	-12.39	93.41	105.80
67	B1	1087	G	O4'-C1'-N9	12.38	118.11	108.20
67	B1	3027	C	N1-C1'-C2'	12.38	130.10	114.00
21	A2	762	G	C1'-O4'-C4'	12.38	119.80	109.90
21	A2	777	G	O4'-C1'-N9	12.38	118.10	108.20
67	B1	1655	G	O4'-C1'-C2'	12.38	118.74	107.60
21	A2	821	G	O4'-C1'-N9	12.38	118.10	108.20
67	B1	1403	C	C3'-C2'-C1'	12.37	111.40	101.50
21	A2	966	G	C1'-O4'-C4'	12.37	119.80	109.90
21	A2	1053	A	O4'-C1'-N9	-12.37	98.30	108.20
67	B1	14	A	C3'-C2'-C1'	12.37	111.40	101.50
67	B1	1337	G	O4'-C1'-N9	12.37	118.10	108.20
67	B1	1956	G	P-O3'-C3'	12.37	134.54	119.70
45	Bi	23	ARG	NE-CZ-NH2	-12.37	114.12	120.30
67	B1	717	A	O4'-C1'-N9	12.37	118.09	108.20
21	A2	26	A	O4'-C1'-N9	-12.37	98.31	108.20
67	B1	564	U	O4'-C1'-N1	12.36	118.09	108.20
21	A2	1038	C	N1-C1'-C2'	12.36	130.07	114.00
67	B1	724	G	O4'-C1'-N9	12.36	118.09	108.20
67	B1	1773	C	C3'-C2'-C1'	12.36	111.39	101.50
21	A2	142	G	C3'-C2'-C1'	-12.36	91.61	101.50
21	A2	846	G	O4'-C1'-N9	12.36	118.09	108.20
67	B1	582	A	C3'-C2'-C1'	12.36	111.39	101.50
21	A2	141	C	O4'-C1'-N1	12.35	118.08	108.20
21	A2	562	A	O4'-C1'-N9	12.35	118.08	108.20
21	A2	1480	G	O4'-C1'-N9	12.35	118.08	108.20
21	A2	1183	C	C3'-C2'-C1'	12.34	111.38	101.50
67	B1	136	U	O4'-C1'-N1	12.34	118.08	108.20
21	A2	1205	G	O4'-C1'-N9	12.34	118.07	108.20
21	A2	1333	G	C1'-O4'-C4'	12.34	119.77	109.90
67	B1	827	G	O4'-C1'-C2'	12.34	118.70	107.60
67	B1	2299	G	O4'-C1'-N9	12.34	118.07	108.20
67	B1	2554	A	C1'-O4'-C4'	12.33	119.76	109.90
67	B1	1033	C	C1'-O4'-C4'	12.33	119.76	109.90
67	B1	1642	G	P-O3'-C3'	12.32	134.49	119.70
67	B1	1043	U	O4'-C1'-N1	12.32	118.06	108.20
67	B1	241	C	C1'-O4'-C4'	-12.32	100.04	109.90

*Continued on next page...*

*Continued from previous page...*

Mol	Chain	Res	Type	Atoms	Z	Observed(°)	Ideal(°)
67	B1	1267	A	O4'-C1'-N9	12.32	118.06	108.20
67	B1	2615	U	O4'-C1'-N1	12.31	118.05	108.20
27	A0	41	C	O4'-C1'-C2'	-12.31	93.49	105.80
68	B3	47	G	O4'-C1'-C2'	12.31	118.68	107.60
67	B1	2209	U	O4'-C1'-N1	12.30	118.04	108.20
67	B1	1072	U	O4'-C1'-C2'	-12.30	93.50	105.80
67	B1	1990	U	P-O3'-C3'	12.30	134.46	119.70
67	B1	2165	A	P-O3'-C3'	12.30	134.46	119.70
67	B1	1938	G	O4'-C1'-N9	12.29	118.03	108.20
21	A2	99	C	C3'-C2'-C1'	12.28	111.32	101.50
67	B1	2257	A	O4'-C1'-N9	12.28	118.02	108.20
13	AX	71	ARG	NE-CZ-NH2	-12.28	114.16	120.30
67	B1	1923	A	N9-C1'-C2'	-12.27	98.05	114.00
67	B1	319	A	O4'-C1'-N9	12.27	118.02	108.20
21	A2	1440	G	O4'-C1'-N9	12.27	118.01	108.20
67	B1	1324	G	C1'-O4'-C4'	12.26	119.71	109.90
68	B3	79	U	C1'-O4'-C4'	12.26	119.71	109.90
67	B1	1387	G	O4'-C1'-N9	12.26	118.01	108.20
67	B1	2273	U	P-O5'-C5'	12.26	140.51	120.90
67	B1	2949	G	C1'-O4'-C4'	12.26	119.70	109.90
21	A2	531	G	C1'-O4'-C4'	-12.25	100.10	109.90
25	AH	79	TYR	CA-CB-CG	12.25	136.68	113.40
67	B1	12	C	P-O3'-C3'	12.25	134.40	119.70
67	B1	427	G	P-O3'-C3'	12.25	134.40	119.70
21	A2	977	G	P-O3'-C3'	12.24	134.39	119.70
67	B1	586	A	N1-C6-N6	12.24	125.94	118.60
21	A2	1139	A	O4'-C1'-N9	12.24	117.99	108.20
67	B1	2250	G	P-O3'-C3'	12.24	134.39	119.70
33	BC	125	TYR	CB-CA-C	12.24	134.88	110.40
67	B1	2941	A	P-O3'-C3'	12.24	134.39	119.70
67	B1	1660	A	N1-C6-N6	12.24	125.94	118.60
67	B1	2720	U	O4'-C1'-N1	12.24	117.99	108.20
68	B3	86	C	O4'-C1'-N1	12.24	117.99	108.20
21	A2	1018	C	C3'-C2'-C1'	12.23	111.29	101.50
21	A2	1217	C	P-O3'-C3'	12.23	134.38	119.70
67	B1	50	C	O4'-C1'-C2'	-12.23	93.57	105.80
67	B1	2736	G	O4'-C1'-N9	12.22	117.98	108.20
67	B1	84	A	P-O5'-C5'	-12.21	101.36	120.90
67	B1	351	C	O4'-C1'-C2'	-12.21	93.58	105.80
67	B1	248	C	C3'-C2'-C1'	12.21	111.27	101.50
67	B1	999	A	O4'-C1'-N9	12.21	117.97	108.20
67	B1	502	G	O4'-C1'-N9	12.21	117.97	108.20

*Continued on next page...*

*Continued from previous page...*

Mol	Chain	Res	Type	Atoms	Z	Observed(°)	Ideal(°)
21	A2	619	A	O4'-C1'-N9	12.20	117.96	108.20
21	A2	664	G	O4'-C1'-N9	12.20	117.96	108.20
62	BN	4	ARG	NE-CZ-NH2	-12.20	114.20	120.30
67	B1	2437	G	O4'-C1'-N9	12.20	117.96	108.20
67	B1	2279	G	O4'-C1'-C2'	12.20	118.58	107.60
67	B1	365	G	O4'-C1'-N9	12.20	117.96	108.20
67	B1	2892	A	P-O3'-C3'	12.19	134.33	119.70
67	B1	787	G	N9-C1'-C2'	12.19	129.85	114.00
67	B1	2826	U	O4'-C1'-C2'	-12.19	93.61	105.80
21	A2	805	C	C1'-O4'-C4'	-12.19	100.15	109.90
21	A2	1458	A	N9-C1'-C2'	-12.18	98.17	114.00
67	B1	1839	U	O4'-C1'-N1	12.18	117.94	108.20
67	B1	94	A	N9-C1'-C2'	-12.18	98.17	114.00
67	B1	919	G	C1'-O4'-C4'	12.18	119.64	109.90
67	B1	2003	C	C3'-C2'-C1'	12.18	111.24	101.50
67	B1	241	C	N1-C1'-C2'	12.17	129.82	114.00
21	A2	147	A	O4'-C1'-C2'	-12.16	93.64	105.80
21	A2	1448	A	N9-C1'-C2'	-12.16	98.19	114.00
67	B1	3014	U	C1'-O4'-C4'	12.16	119.63	109.90
27	A0	40	C	O4'-C1'-C2'	-12.16	93.64	105.80
27	A0	6	C	C1'-O4'-C4'	-12.16	100.17	109.90
67	B1	481	G	O4'-C1'-N9	12.16	117.93	108.20
67	B1	700	A	C1'-O4'-C4'	12.16	119.63	109.90
67	B1	1709	C	N1-C1'-C2'	12.16	129.81	114.00
67	B1	362	A	N9-C1'-C2'	-12.16	98.19	114.00
67	B1	1396	A	C1'-O4'-C4'	12.16	119.63	109.90
21	A2	1200	U	N1-C1'-C2'	-12.16	98.20	114.00
67	B1	2264	G	O4'-C1'-N9	12.15	117.92	108.20
67	B1	2011	U	N1-C1'-C2'	-12.15	98.21	114.00
21	A2	1256	C	O4'-C1'-N1	12.14	117.92	108.20
67	B1	165	G	N9-C1'-C2'	12.14	129.79	114.00
67	B1	1151	G	O4'-C1'-N9	12.14	117.91	108.20
67	B1	140	C	C3'-C2'-C1'	12.14	111.21	101.50
67	B1	1039	C	C3'-C2'-C1'	12.13	111.21	101.50
11	A1	71	C	O4'-C1'-N1	12.13	117.91	108.20
35	BL	9	ARG	CB-CA-C	12.13	134.66	110.40
21	A2	422	U	P-O3'-C3'	12.13	134.25	119.70
67	B1	511	A	N9-C1'-C2'	-12.13	98.24	114.00
21	A2	306	C	O4'-C1'-C2'	-12.12	93.68	105.80
67	B1	1572	C	P-O3'-C3'	12.12	134.24	119.70
67	B1	2043	A	O4'-C1'-C2'	-12.12	93.68	105.80
6	AC	57	ARG	NE-CZ-NH2	-12.12	114.24	120.30

*Continued on next page...*

*Continued from previous page...*

Mol	Chain	Res	Type	Atoms	Z	Observed(°)	Ideal(°)
21	A2	1088	U	P-O3'-C3'	-12.11	105.17	119.70
67	B1	359	C	C3'-C2'-C1'	12.11	111.19	101.50
23	AT	7	ARG	NE-CZ-NH2	-12.11	114.25	120.30
67	B1	1049	U	O4'-C1'-N1	12.11	117.89	108.20
67	B1	181	U	C1'-O4'-C4'	12.10	119.58	109.90
21	A2	698	A	C1'-O4'-C4'	-12.10	100.22	109.90
67	B1	350	A	C1'-O4'-C4'	12.10	119.58	109.90
68	B3	33	U	O4'-C1'-N1	12.10	117.88	108.20
21	A2	126	G	P-O3'-C3'	12.10	134.22	119.70
21	A2	657	A	C1'-O4'-C4'	12.09	119.58	109.90
67	B1	629	G	N9-C1'-C2'	-12.09	98.28	114.00
21	A2	353	G	O4'-C1'-N9	12.09	117.87	108.20
67	B1	156	A	O4'-C1'-N9	12.08	117.87	108.20
21	A2	157	A	O4'-C1'-C2'	-12.08	93.72	105.80
67	B1	135	U	C3'-C2'-C1'	12.08	111.16	101.50
24	AA	93	ARG	NE-CZ-NH2	-12.08	114.26	120.30
67	B1	2630	C	C1'-O4'-C4'	-12.08	100.24	109.90
21	A2	615	G	C1'-O4'-C4'	-12.07	100.24	109.90
67	B1	187	C	N1-C1'-C2'	12.07	129.69	114.00
67	B1	2382	A	N9-C1'-C2'	-12.07	98.31	114.00
67	B1	715	G	O4'-C1'-N9	-12.06	98.55	108.20
30	AU	110	PHE	CB-CG-CD2	-12.06	112.36	120.80
67	B1	2007	C	O4'-C1'-N1	12.06	117.84	108.20
67	B1	2308	C	O4'-C1'-C2'	-12.05	93.75	105.80
67	B1	817	G	C3'-C2'-C1'	12.05	111.14	101.50
67	B1	2713	A	C1'-O4'-C4'	12.05	119.54	109.90
67	B1	332	A	N1-C6-N6	12.05	125.83	118.60
21	A2	1253	G	C1'-O4'-C4'	-12.04	100.26	109.90
67	B1	1357	G	O4'-C1'-N9	12.04	117.83	108.20
67	B1	1920	A	C3'-C2'-C1'	12.04	111.13	101.50
67	B1	749	G	O4'-C1'-N9	12.03	117.82	108.20
67	B1	2504	U	O4'-C1'-N1	12.03	117.82	108.20
67	B1	2307	C	O4'-C1'-N1	12.02	117.82	108.20
21	A2	32	A	N9-C1'-C2'	-12.02	98.38	114.00
67	B1	1953	U	N1-C1'-C2'	12.02	129.63	114.00
67	B1	2434	A	N9-C1'-C2'	12.02	129.62	114.00
67	B1	514	U	O4'-C1'-N1	12.01	117.81	108.20
34	B5	47	ARG	O-C-N	-12.01	103.48	122.70
52	BB	35	TYR	CB-CG-CD2	-12.01	113.80	121.00
67	B1	243	G	C1'-O4'-C4'	12.01	119.51	109.90
67	B1	2397	C	O4'-C1'-N1	12.01	117.81	108.20
17	AO	115	TYR	CB-CG-CD1	12.01	128.20	121.00

*Continued on next page...*

*Continued from previous page...*

Mol	Chain	Res	Type	Atoms	Z	Observed(°)	Ideal(°)
67	B1	2487	G	O4'-C1'-N9	12.00	117.80	108.20
21	A2	553	C	C3'-C2'-C1'	12.00	111.10	101.50
21	A2	1269	G	O4'-C1'-C2'	-11.99	93.81	105.80
27	A0	62	C	O4'-C1'-C2'	-11.99	93.81	105.80
59	BM	65	ARG	NE-CZ-NH2	-11.99	114.30	120.30
21	A2	1402	C	O4'-C1'-N1	11.99	117.79	108.20
67	B1	1539	U	O4'-C1'-N1	11.99	117.79	108.20
67	B1	1726	A	O4'-C1'-N9	11.99	117.79	108.20
67	B1	1157	U	O4'-C1'-N1	11.99	117.79	108.20
21	A2	324	C	O4'-C1'-N1	11.98	117.79	108.20
21	A2	702	G	N9-C1'-C2'	11.98	129.58	114.00
67	B1	64	A	O4'-C1'-N9	11.98	117.79	108.20
67	B1	1290	G	O4'-C1'-C2'	11.98	118.38	107.60
67	B1	1218	C	C1'-O4'-C4'	-11.98	100.32	109.90
67	B1	2020	G	C1'-O4'-C4'	-11.98	100.32	109.90
21	A2	1086	C	N1-C1'-C2'	11.97	129.57	114.00
67	B1	1921	U	N1-C1'-C2'	11.97	129.56	114.00
67	B1	434	G	C1'-O4'-C4'	-11.97	100.33	109.90
67	B1	355	G	C1'-O4'-C4'	-11.96	100.33	109.90
67	B1	366	G	O4'-C1'-N9	-11.96	98.63	108.20
67	B1	1843	C	C1'-O4'-C4'	-11.97	100.33	109.90
21	A2	175	G	C3'-C2'-C1'	-11.96	91.94	101.50
67	B1	2172	G	O4'-C1'-N9	11.95	117.76	108.20
67	B1	636	G	N9-C1'-C2'	11.95	129.53	114.00
67	B1	761	U	O4'-C1'-N1	11.95	117.76	108.20
68	B3	79	U	O4'-C1'-N1	11.94	117.75	108.20
67	B1	1592	U	C1'-O4'-C4'	-11.94	100.35	109.90
21	A2	634	C	C1'-O4'-C4'	-11.93	100.36	109.90
24	AA	19	TYR	CB-CG-CD2	-11.93	113.84	121.00
67	B1	2470	U	O4'-C1'-N1	11.93	117.74	108.20
21	A2	1142	G	P-O3'-C3'	11.92	134.01	119.70
21	A2	1116	G	O4'-C1'-C2'	11.92	118.33	107.60
67	B1	976	C	C3'-C2'-C1'	11.92	111.04	101.50
67	B1	1570	C	C4'-C3'-C2'	11.92	114.52	102.60
67	B1	719	C	N1-C1'-C2'	11.92	129.49	114.00
67	B1	1359	C	O4'-C1'-N1	11.92	117.73	108.20
21	A2	292	U	N1-C1'-C2'	11.91	129.49	114.00
21	A2	371	U	O4'-C1'-N1	11.90	117.72	108.20
67	B1	48	G	N9-C1'-C2'	-11.90	98.53	114.00
67	B1	324	C	P-O3'-C3'	11.90	133.98	119.70
67	B1	1319	U	O4'-C1'-N1	11.90	117.72	108.20
67	B1	2088	G	C1'-O4'-C4'	-11.90	100.38	109.90

*Continued on next page...*

*Continued from previous page...*

Mol	Chain	Res	Type	Atoms	Z	Observed(°)	Ideal(°)
58	BP	12	ARG	NE-CZ-NH2	-11.90	114.35	120.30
67	B1	2585	G	C3'-C2'-C1'	-11.90	91.98	101.50
68	B3	43	C	C3'-C2'-C1'	11.90	111.02	101.50
21	A2	1495	U	O4'-C1'-N1	11.89	117.72	108.20
67	B1	1244	C	C1'-O4'-C4'	11.89	119.42	109.90
67	B1	1482	G	O4'-C1'-N9	11.89	117.71	108.20
67	B1	2654	C	N1-C1'-C2'	11.88	129.45	114.00
21	A2	1439	G	C1'-O4'-C4'	11.88	119.41	109.90
68	B3	31	U	C3'-C2'-C1'	11.88	111.00	101.50
67	B1	716	U	P-O3'-C3'	11.88	133.95	119.70
15	AE	229	TYR	CB-CG-CD2	-11.87	113.88	121.00
21	A2	407	G	P-O5'-C5'	11.87	139.89	120.90
67	B1	590	A	N1-C6-N6	11.87	125.72	118.60
11	A1	41	C	N1-C1'-C2'	11.85	129.41	114.00
60	BS	154	ARG	NE-CZ-NH2	-11.85	114.37	120.30
67	B1	266	A	N9-C1'-C2'	11.85	129.41	114.00
67	B1	2033	G	C3'-C2'-C1'	11.85	110.98	101.50
67	B1	2338	A	P-O3'-C3'	11.85	133.92	119.70
67	B1	2056	A	O4'-C1'-N9	11.85	117.68	108.20
67	B1	515	G	O4'-C1'-N9	11.84	117.67	108.20
38	Bb	117	ARG	NE-CZ-NH2	-11.84	114.38	120.30
67	B1	985	A	N1-C6-N6	11.83	125.70	118.60
21	A2	959	G	O4'-C1'-N9	11.83	117.66	108.20
21	A2	306	C	C3'-C2'-C1'	11.82	110.96	101.50
21	A2	454	G	O4'-C1'-N9	11.82	117.66	108.20
21	A2	178	C	O4'-C1'-N1	11.82	117.66	108.20
21	A2	961	U	OP1-P-O3'	-11.82	79.19	105.20
67	B1	366	G	C1'-O4'-C4'	-11.82	100.44	109.90
67	B1	768	C	N1-C1'-C2'	11.82	129.36	114.00
67	B1	847	A	C1'-O4'-C4'	11.81	119.35	109.90
21	A2	961	U	O3'-P-O5'	11.81	126.44	104.00
21	A2	1282	C	C3'-C2'-C1'	11.81	110.95	101.50
67	B1	115	C	N1-C1'-C2'	11.80	129.34	114.00
67	B1	549	G	O4'-C1'-N9	11.80	117.64	108.20
67	B1	1630	U	O4'-C1'-N1	11.80	117.64	108.20
68	B3	93	G	O4'-C1'-C2'	11.80	118.22	107.60
21	A2	138	C	C3'-C2'-C1'	11.80	110.94	101.50
67	B1	1880	A	N1-C6-N6	11.80	125.68	118.60
67	B1	1396	A	O4'-C1'-C2'	-11.79	94.01	105.80
67	B1	1200	A	N9-C1'-C2'	-11.79	98.68	114.00
21	A2	486	A	C3'-C2'-C1'	11.79	110.93	101.50
67	B1	899	A	P-O3'-C3'	11.79	133.84	119.70

*Continued on next page...*



*Continued from previous page...*

Mol	Chain	Res	Type	Atoms	Z	Observed(°)	Ideal(°)
67	B1	1860	A	O4'-C1'-N9	11.78	117.63	108.20
67	B1	946	U	O4'-C1'-N1	11.78	117.62	108.20
21	A2	1398	U	O4'-C1'-N1	11.78	117.62	108.20
21	A2	450	A	N1-C6-N6	11.78	125.67	118.60
21	A2	963	A	P-O3'-C3'	11.78	133.83	119.70
67	B1	318	G	C1'-O4'-C4'	-11.78	100.48	109.90
67	B1	358	C	N1-C1'-C2'	11.77	129.30	114.00
67	B1	1577	C	O4'-C1'-N1	11.77	117.61	108.20
67	B1	2235	G	N9-C1'-C2'	11.77	129.30	114.00
67	B1	9	A	N1-C6-N6	11.77	125.66	118.60
21	A2	1319	C	O4'-C1'-N1	11.76	117.61	108.20
67	B1	1348	G	C3'-C2'-C1'	-11.76	92.09	101.50
67	B1	1601	G	O4'-C1'-N9	11.76	117.61	108.20
21	A2	239	A	O4'-C1'-N9	-11.76	98.79	108.20
39	Be	8	PHE	CB-CG-CD2	-11.76	112.57	120.80
21	A2	1391	U	O4'-C1'-N1	11.75	117.60	108.20
11	A1	25	G	C3'-C2'-C1'	11.75	110.90	101.50
62	BN	113	ARG	NE-CZ-NH2	11.75	126.17	120.30
67	B1	2006	C	C3'-C2'-C1'	11.75	110.90	101.50
67	B1	2852	U	O4'-C1'-N1	11.74	117.60	108.20
67	B1	2879	G	N9-C1'-C2'	11.74	129.27	114.00
67	B1	317	A	N1-C6-N6	11.74	125.64	118.60
21	A2	529	C	O4'-C1'-C2'	-11.74	94.06	105.80
37	BU	50	ASP	CB-CG-OD2	-11.74	107.74	118.30
67	B1	1697	G	C1'-O4'-C4'	11.74	119.29	109.90
21	A2	748	A	O4'-C1'-N9	11.73	117.59	108.20
67	B1	1870	G	O4'-C1'-N9	11.73	117.59	108.20
67	B1	1779	C	N1-C1'-C2'	11.73	129.25	114.00
53	BD	158	ARG	NE-CZ-NH1	11.72	126.16	120.30
21	A2	223	G	O4'-C1'-N9	11.72	117.58	108.20
21	A2	765	U	C3'-C2'-C1'	11.72	110.87	101.50
67	B1	634	G	N9-C1'-C2'	-11.72	98.77	114.00
67	B1	2240	G	O4'-C1'-N9	11.72	117.57	108.20
67	B1	2963	G	N9-C1'-C2'	-11.72	98.77	114.00
21	A2	30	C	C3'-C2'-C1'	11.71	110.87	101.50
21	A2	1458	A	P-O3'-C3'	11.71	133.75	119.70
21	A2	300	G	O4'-C1'-N9	11.71	117.56	108.20
67	B1	408	C	C3'-C2'-C1'	11.71	110.87	101.50
67	B1	1042	G	P-O5'-C5'	11.71	139.63	120.90
21	A2	1424	G	C1'-O4'-C4'	-11.70	100.54	109.90
21	A2	14	C	O4'-C1'-N1	11.70	117.56	108.20
21	A2	78	G	C1'-O4'-C4'	-11.70	100.54	109.90

*Continued on next page...*

*Continued from previous page...*

Mol	Chain	Res	Type	Atoms	Z	Observed(°)	Ideal(°)
67	B1	700	A	O4'-C1'-C2'	-11.70	94.10	105.80
67	B1	1376	U	O4'-C1'-N1	11.70	117.56	108.20
67	B1	1006	A	N1-C6-N6	11.70	125.62	118.60
21	A2	975	A	P-O3'-C3'	11.70	133.73	119.70
67	B1	471	U	P-O3'-C3'	11.70	133.74	119.70
67	B1	325	G	C3'-C2'-C1'	11.69	110.86	101.50
67	B1	428	A	C3'-C2'-C1'	11.69	110.86	101.50
67	B1	1042	G	P-O3'-C3'	11.69	133.73	119.70
17	AO	111	ARG	NE-CZ-NH1	11.69	126.14	120.30
21	A2	562	A	N9-C1'-C2'	-11.69	98.81	114.00
67	B1	1661	A	N1-C6-N6	11.68	125.61	118.60
21	A2	1335	A	C3'-C2'-C1'	11.68	110.84	101.50
67	B1	532	G	O4'-C1'-N9	11.68	117.54	108.20
52	BB	60	ARG	NE-CZ-NH1	11.66	126.13	120.30
21	A2	1082	A	O4'-C1'-C2'	-11.66	94.14	105.80
21	A2	1242	C	N1-C1'-C2'	11.66	129.16	114.00
67	B1	1336	G	C1'-O4'-C4'	11.66	119.23	109.90
21	A2	418	G	O4'-C1'-N9	11.66	117.53	108.20
21	A2	255	G	O4'-C1'-C2'	11.65	118.09	107.60
16	AJ	113	ARG	NE-CZ-NH1	-11.65	114.47	120.30
57	BZ	51	TYR	CB-CG-CD2	11.65	127.99	121.00
67	B1	2386	U	N1-C1'-C2'	11.65	129.15	114.00
21	A2	152	G	C3'-C2'-C1'	-11.65	92.18	101.50
67	B1	537	U	C1'-O4'-C4'	-11.65	100.58	109.90
67	B1	1567	C	O4'-C1'-N1	-11.65	98.88	108.20
27	A0	58	A	O4'-C1'-C2'	-11.65	94.15	105.80
67	B1	815	U	O4'-C1'-N1	11.65	117.52	108.20
67	B1	2294	A	O4'-C1'-C2'	-11.65	94.15	105.80
67	B1	2510	A	C1'-O4'-C4'	-11.65	100.58	109.90
67	B1	673	A	O4'-C1'-N9	11.64	117.52	108.20
67	B1	1140	C	C1'-O4'-C4'	-11.64	100.58	109.90
67	B1	1811	G	C3'-C2'-C1'	-11.64	92.19	101.50
67	B1	2671	C	C3'-C2'-C1'	11.64	110.81	101.50
14	AM	58	TYR	CB-CG-CD1	11.64	127.98	121.00
67	B1	1994	G	O4'-C1'-N9	11.63	117.50	108.20
21	A2	1340	U	O4'-C1'-N1	11.62	117.50	108.20
67	B1	953	G	C1'-O4'-C4'	11.61	119.19	109.90
21	A2	88	G	O4'-C1'-N9	-11.61	98.91	108.20
67	B1	1093	G	N9-C1'-C2'	-11.61	98.90	114.00
21	A2	757	G	O4'-C1'-C2'	11.61	118.05	107.60
37	BU	75	ARG	NE-CZ-NH2	-11.61	114.50	120.30
67	B1	144	A	N1-C6-N6	11.61	125.57	118.60

*Continued on next page...*

*Continued from previous page...*

Mol	Chain	Res	Type	Atoms	Z	Observed(°)	Ideal(°)
67	B1	1324	G	O4'-C1'-N9	11.61	117.48	108.20
67	B1	1715	G	O4'-C1'-N9	11.60	117.48	108.20
21	A2	709	G	N9-C1'-C2'	-11.60	98.92	114.00
67	B1	520	G	O4'-C1'-C2'	-11.60	94.20	105.80
67	B1	2302	C	O4'-C1'-N1	11.60	117.48	108.20
67	B1	367	G	O4'-C1'-N9	11.60	117.48	108.20
15	AE	126	ARG	NE-CZ-NH1	11.59	126.10	120.30
21	A2	891	A	N1-C6-N6	11.59	125.56	118.60
67	B1	2636	C	N1-C1'-C2'	11.59	129.07	114.00
27	A0	25	C	O4'-C1'-C2'	-11.59	94.21	105.80
67	B1	1614	U	O4'-C1'-N1	11.59	117.47	108.20
21	A2	1213	G	N9-C1'-C2'	11.59	129.07	114.00
67	B1	2251	G	O4'-C1'-C2'	11.59	118.03	107.60
21	A2	424	U	C1'-O4'-C4'	-11.59	100.63	109.90
21	A2	103	A	P-O3'-C3'	11.58	133.60	119.70
21	A2	722	G	O4'-C1'-N9	11.58	117.47	108.20
67	B1	1553	G	P-O3'-C3'	11.58	133.60	119.70
67	B1	2272	G	C1'-O4'-C4'	-11.58	100.63	109.90
67	B1	2734	C	O4'-C1'-N1	11.58	117.47	108.20
68	B3	66	A	O4'-C1'-N9	11.58	117.47	108.20
21	A2	356	G	C1'-O4'-C4'	-11.58	100.64	109.90
67	B1	1642	G	O4'-C1'-N9	11.58	117.46	108.20
67	B1	1764	G	P-O3'-C3'	11.57	133.59	119.70
21	A2	216	G	O4'-C1'-N9	11.57	117.46	108.20
33	BC	263	ARG	NE-CZ-NH2	-11.57	114.51	120.30
21	A2	288	G	O4'-C1'-N9	11.57	117.46	108.20
67	B1	1881	A	N1-C6-N6	11.57	125.54	118.60
67	B1	595	C	O4'-C1'-N1	11.56	117.45	108.20
21	A2	1048	G	O4'-C1'-N9	11.56	117.45	108.20
67	B1	1822	G	N9-C1'-C2'	-11.56	98.97	114.00
21	A2	201	G	P-O3'-C3'	11.56	133.57	119.70
59	BM	8	ARG	NE-CZ-NH2	-11.56	114.52	120.30
10	AD	25	ARG	NE-CZ-NH1	11.56	126.08	120.30
40	BE	145	ARG	NE-CZ-NH1	-11.56	114.52	120.30
67	B1	2764	G	C1'-O4'-C4'	-11.56	100.65	109.90
68	B3	21	C	O4'-C1'-N1	11.56	117.44	108.20
67	B1	616	C	O4'-C1'-N1	11.55	117.44	108.20
67	B1	1670	A	C3'-C2'-C1'	-11.55	92.26	101.50
67	B1	2732	U	O4'-C1'-N1	11.55	117.44	108.20
24	AA	138	ARG	NE-CZ-NH2	11.54	126.07	120.30
21	A2	1144	G	N9-C1'-C2'	11.54	129.00	114.00
67	B1	2618	C	O4'-C1'-C2'	-11.54	94.27	105.80

*Continued on next page...*

*Continued from previous page...*

Mol	Chain	Res	Type	Atoms	Z	Observed(°)	Ideal(°)
21	A2	924	U	P-O3'-C3'	11.53	133.54	119.70
21	A2	494	G	C3'-C2'-C1'	-11.52	92.28	101.50
35	BL	10	LYS	N-CA-CB	-11.52	89.86	110.60
67	B1	2769	U	N1-C1'-C2'	11.52	128.98	114.00
21	A2	181	G	N9-C1'-C2'	11.52	128.97	114.00
21	A2	448	A	N1-C6-N6	11.52	125.51	118.60
21	A2	1155	U	N1-C1'-C2'	11.52	128.97	114.00
67	B1	2260	C	C1'-O4'-C4'	-11.52	100.69	109.90
21	A2	948	G	O4'-C1'-N9	11.52	117.41	108.20
67	B1	474	G	N9-C1'-C2'	11.52	128.97	114.00
67	B1	1064	G	O4'-C1'-N9	11.51	117.41	108.20
21	A2	45	U	N1-C1'-C2'	-11.51	99.04	114.00
21	A2	1318	U	O4'-C1'-N1	11.51	117.41	108.20
67	B1	297	G	C3'-C2'-C1'	11.51	110.70	101.50
68	B3	123	U	P-O3'-C3'	11.50	133.50	119.70
67	B1	1414	G	C3'-C2'-C1'	11.50	110.70	101.50
67	B1	3021	C	O4'-C1'-N1	11.50	117.40	108.20
67	B1	2875	C	C1'-O4'-C4'	-11.49	100.70	109.90
21	A2	1130	A	O4'-C1'-N9	11.49	117.39	108.20
67	B1	605	A	O4'-C1'-C2'	-11.49	94.31	105.80
67	B1	1859	A	O4'-C1'-N9	11.49	117.39	108.20
67	B1	528	G	C1'-O4'-C4'	-11.48	100.71	109.90
20	A3	27	ARG	NE-CZ-NH2	-11.48	114.56	120.30
67	B1	424	U	C1'-O4'-C4'	-11.48	100.72	109.90
67	B1	61	G	N9-C1'-C2'	11.48	128.92	114.00
67	B1	593	C	C3'-C2'-C1'	11.48	110.68	101.50
21	A2	166	A	P-O5'-C5'	11.48	139.26	120.90
21	A2	483	G	O4'-C1'-C2'	11.47	117.93	107.60
68	B3	67	U	C1'-O4'-C4'	11.47	119.08	109.90
21	A2	861	G	N9-C1'-C2'	11.47	128.91	114.00
67	B1	2911	C	O4'-C1'-N1	11.47	117.38	108.20
21	A2	660	C	N1-C1'-C2'	11.47	128.91	114.00
60	BS	65	ARG	NE-CZ-NH2	-11.47	114.57	120.30
67	B1	705	G	C3'-C2'-C1'	11.47	110.67	101.50
67	B1	2359	G	O4'-C1'-N9	11.46	117.37	108.20
67	B1	2544	C	C3'-C2'-C1'	11.47	110.67	101.50
21	A2	52	U	O4'-C1'-N1	11.46	117.37	108.20
21	A2	136	A	C1'-O4'-C4'	-11.46	100.73	109.90
67	B1	1322	G	C1'-O4'-C4'	-11.46	100.73	109.90
7	AB	177	TYR	CB-CG-CD1	11.46	127.87	121.00
12	AN	133	SER	N-CA-CB	11.46	127.68	110.50
47	BI	49	TYR	CB-CG-CD2	-11.45	114.13	121.00

*Continued on next page...*

*Continued from previous page...*

Mol	Chain	Res	Type	Atoms	Z	Observed(°)	Ideal(°)
67	B1	2037	A	O4'-C1'-N9	11.45	117.36	108.20
21	A2	573	C	C3'-C2'-C1'	11.44	110.66	101.50
21	A2	859	A	O4'-C1'-N9	11.44	117.36	108.20
67	B1	302	U	O4'-C1'-N1	11.44	117.36	108.20
33	BC	343	ARG	NE-CZ-NH1	11.44	126.02	120.30
67	B1	976	C	O4'-C1'-C2'	-11.44	94.36	105.80
67	B1	2115	U	O4'-C1'-C2'	-11.44	94.36	105.80
67	B1	814	G	C3'-C2'-C1'	11.44	110.65	101.50
46	BA	75	ARG	NE-CZ-NH1	11.44	126.02	120.30
67	B1	979	G	C1'-O4'-C4'	-11.44	100.75	109.90
67	B1	639	C	P-O3'-C3'	11.43	133.42	119.70
67	B1	1315	U	O4'-C1'-N1	11.43	117.35	108.20
21	A2	1443	G	O4'-C1'-N9	11.43	117.34	108.20
67	B1	1369	G	O4'-C1'-C2'	11.43	117.89	107.60
67	B1	2215	U	C3'-C2'-C1'	11.43	110.64	101.50
67	B1	596	C	O4'-C1'-N1	11.43	117.34	108.20
21	A2	101	G	O4'-C1'-N9	11.43	117.34	108.20
21	A2	160	C	O4'-C1'-N1	11.43	117.34	108.20
67	B1	817	G	N9-C1'-C2'	11.42	128.85	114.00
21	A2	257	U	O4'-C1'-N1	11.42	117.34	108.20
67	B1	2928	C	C1'-O4'-C4'	11.42	119.03	109.90
32	BO	8	ARG	NE-CZ-NH2	-11.41	114.59	120.30
21	A2	133	G	O4'-C1'-N9	11.41	117.33	108.20
67	B1	2523	C	C3'-C2'-C1'	11.41	110.63	101.50
27	A0	19	G	P-O3'-C3'	11.41	133.39	119.70
67	B1	1456	U	O4'-C1'-N1	11.41	117.33	108.20
21	A2	165	U	P-O3'-C3'	-11.40	106.02	119.70
21	A2	808	C	O4'-C1'-N1	11.40	117.32	108.20
21	A2	556	G	C1'-O4'-C4'	-11.40	100.78	109.90
67	B1	1946	G	O4'-C1'-N9	11.40	117.32	108.20
67	B1	177	G	C1'-O4'-C4'	-11.40	100.78	109.90
67	B1	1610	C	C3'-C2'-C1'	11.39	110.61	101.50
67	B1	369	G	O4'-C1'-C2'	-11.39	94.41	105.80
67	B1	1579	G	O4'-C1'-N9	11.39	117.31	108.20
67	B1	1658	A	N1-C6-N6	11.39	125.44	118.60
67	B1	1875	U	O4'-C1'-N1	11.39	117.31	108.20
67	B1	3042	C	C3'-C2'-C1'	11.39	110.61	101.50
67	B1	1272	A	O4'-C1'-C2'	-11.39	94.41	105.80
21	A2	1278	A	O4'-C1'-N9	11.38	117.31	108.20
21	A2	447	A	N1-C6-N6	11.38	125.43	118.60
67	B1	1182	C	C3'-C2'-C1'	11.38	110.61	101.50
67	B1	2362	U	P-O3'-C3'	11.38	133.36	119.70

*Continued on next page...*

*Continued from previous page...*

Mol	Chain	Res	Type	Atoms	Z	Observed(°)	Ideal(°)
21	A2	1121	C	C3'-C2'-C1'	11.37	110.60	101.50
65	BJ	26	TYR	CB-CG-CD2	-11.37	114.18	121.00
67	B1	683	C	O4'-C1'-N1	11.37	117.30	108.20
21	A2	451	A	N1-C6-N6	11.37	125.42	118.60
21	A2	592	G	O4'-C1'-N9	11.37	117.30	108.20
67	B1	1019	G	N1-C6-O6	11.37	126.72	119.90
67	B1	2401	A	P-O3'-C3'	11.37	133.34	119.70
11	A1	74	A	O4'-C1'-N9	11.37	117.29	108.20
21	A2	867	A	O4'-C1'-C2'	-11.37	94.44	105.80
21	A2	1200	U	O4'-C1'-C2'	-11.36	94.44	105.80
60	BS	131	ARG	NE-CZ-NH2	-11.36	114.62	120.30
21	A2	1111	G	O4'-C1'-C2'	-11.36	94.44	105.80
21	A2	234	G	O4'-C1'-N9	11.35	117.28	108.20
21	A2	1060	G	O4'-C1'-N9	11.35	117.28	108.20
67	B1	477	C	O4'-C1'-N1	11.35	117.28	108.20
67	B1	779	A	P-O3'-C3'	-11.35	106.08	119.70
67	B1	1898	A	C1'-O4'-C4'	11.35	118.98	109.90
67	B1	1272	A	C3'-C2'-C1'	11.35	110.58	101.50
68	B3	100	A	O4'-C1'-N9	11.35	117.28	108.20
21	A2	1248	A	O4'-C1'-N9	11.34	117.27	108.20
67	B1	2894	A	O4'-C1'-N9	11.34	117.27	108.20
67	B1	494	C	O4'-C1'-N1	11.34	117.27	108.20
67	B1	1276	G	O4'-C1'-N9	11.34	117.27	108.20
67	B1	2142	U	O4'-C1'-N1	11.33	117.27	108.20
21	A2	503	G	O4'-C1'-N9	11.33	117.26	108.20
67	B1	1711	C	C1'-O4'-C4'	11.33	118.96	109.90
21	A2	351	C	P-O3'-C3'	-11.33	106.11	119.70
67	B1	1808	G	O4'-C1'-N9	11.32	117.26	108.20
67	B1	2716	C	O4'-C1'-C2'	-11.32	94.48	105.80
67	B1	835	G	N9-C1'-C2'	11.32	128.72	114.00
67	B1	1457	C	N1-C1'-C2'	11.32	128.72	114.00
38	Bb	25	ARG	NE-CZ-NH2	-11.31	114.64	120.30
67	B1	2837	C	N1-C1'-C2'	11.31	128.70	114.00
67	B1	3044	U	O4'-C1'-N1	11.31	117.25	108.20
68	B3	44	C	O4'-C1'-C2'	-11.31	94.49	105.80
37	BU	50	ASP	CB-CG-OD1	11.31	128.48	118.30
67	B1	324	C	O4'-C1'-C2'	-11.31	94.49	105.80
21	A2	409	C	N1-C1'-C2'	11.30	128.70	114.00
67	B1	1022	G	O4'-C1'-N9	11.31	117.25	108.20
49	BQ	81	ARG	NE-CZ-NH2	-11.30	114.65	120.30
68	B3	54	A	N9-C1'-C2'	-11.30	99.31	114.00
67	B1	2548	A	C1'-O4'-C4'	11.29	118.93	109.90

*Continued on next page...*

*Continued from previous page...*

Mol	Chain	Res	Type	Atoms	Z	Observed(°)	Ideal(°)
21	A2	1098	G	O4'-C1'-N9	11.29	117.23	108.20
21	A2	1116	G	C3'-C2'-C1'	-11.29	92.47	101.50
67	B1	538	G	O4'-C1'-N9	11.28	117.23	108.20
67	B1	573	G	O4'-C1'-N9	11.28	117.23	108.20
27	A0	60	U	C3'-C2'-C1'	11.28	110.52	101.50
21	A2	409	C	C1'-O4'-C4'	-11.28	100.88	109.90
67	B1	456	G	O4'-C1'-C2'	11.28	117.75	107.60
67	B1	2669	U	O4'-C1'-N1	11.28	117.22	108.20
67	B1	1081	U	C3'-C2'-C1'	11.27	110.52	101.50
11	A1	52	G	C1'-O4'-C4'	-11.27	100.89	109.90
21	A2	172	G	C1'-O4'-C4'	-11.27	100.89	109.90
21	A2	250	G	C3'-C2'-C1'	-11.27	92.49	101.50
67	B1	1738	A	C1'-O4'-C4'	11.27	118.91	109.90
21	A2	1492	U	O4'-C1'-N1	11.26	117.21	108.20
67	B1	779	A	O4'-C1'-N9	11.26	117.21	108.20
67	B1	1968	A	O4'-C1'-N9	11.26	117.21	108.20
21	A2	992	G	C1'-O4'-C4'	-11.26	100.89	109.90
67	B1	3045	G	O4'-C1'-N9	11.26	117.21	108.20
21	A2	1272	G	N9-C1'-C2'	11.26	128.63	114.00
21	A2	1491	C	O4'-C1'-N1	11.26	117.20	108.20
67	B1	1072	U	C1'-O4'-C4'	11.25	118.90	109.90
67	B1	363	G	N9-C1'-C2'	-11.25	99.37	114.00
67	B1	2222	C	O4'-C1'-N1	11.25	117.20	108.20
21	A2	695	G	C3'-C2'-C1'	-11.24	92.51	101.50
67	B1	2439	G	N9-C1'-C2'	11.24	128.62	114.00
67	B1	2314	U	O4'-C1'-C2'	-11.24	94.56	105.80
67	B1	1793	G	O4'-C1'-N9	11.24	117.19	108.20
67	B1	537	U	N1-C1'-C2'	11.23	128.60	114.00
67	B1	1244	C	O4'-C1'-C2'	-11.23	94.57	105.80
21	A2	1306	A	N1-C6-N6	11.23	125.34	118.60
67	B1	513	C	O4'-C1'-N1	-11.23	99.22	108.20
67	B1	981	A	C1'-O4'-C4'	11.23	118.88	109.90
67	B1	1243	C	C3'-C2'-C1'	11.23	110.48	101.50
67	B1	2761	G	C1'-O4'-C4'	11.23	118.88	109.90
67	B1	2856	G	O4'-C1'-N9	11.23	117.18	108.20
67	B1	1794	C	N1-C1'-C2'	11.22	128.59	114.00
67	B1	245	A	O4'-C1'-N9	11.22	117.18	108.20
67	B1	1563	G	O4'-C1'-N9	11.22	117.18	108.20
67	B1	1604	G	P-O5'-C5'	11.22	138.85	120.90
44	BW	29	ARG	NE-CZ-NH2	-11.22	114.69	120.30
59	BM	65	ARG	NE-CZ-NH1	11.22	125.91	120.30
67	B1	1085	G	N9-C1'-C2'	11.22	128.58	114.00

*Continued on next page...*

*Continued from previous page...*

Mol	Chain	Res	Type	Atoms	Z	Observed(°)	Ideal(°)
67	B1	1868	C	C1'-O4'-C4'	11.22	118.87	109.90
21	A2	434	A	O3'-P-O5'	11.21	125.31	104.00
49	BQ	9	ARG	NE-CZ-NH2	-11.21	114.69	120.30
68	B3	21	C	P-O3'-C3'	11.21	133.15	119.70
21	A2	1371	C	N1-C1'-C2'	11.21	128.57	114.00
21	A2	1269	G	C3'-C2'-C1'	11.21	110.47	101.50
67	B1	354	G	O4'-C1'-N9	11.20	117.16	108.20
67	B1	1982	C	C3'-C2'-C1'	11.20	110.46	101.50
67	B1	2985	U	O4'-C1'-N1	11.20	117.16	108.20
21	A2	410	U	O4'-C1'-N1	11.20	117.16	108.20
67	B1	410	C	P-O3'-C3'	11.20	133.13	119.70
67	B1	884	C	N1-C1'-C2'	11.20	128.55	114.00
67	B1	2464	G	O4'-C1'-N9	11.19	117.16	108.20
67	B1	1272	A	C1'-O4'-C4'	11.19	118.85	109.90
36	Bf	41	ARG	NE-CZ-NH2	-11.18	114.71	120.30
21	A2	960	A	P-O3'-C3'	11.17	133.11	119.70
67	B1	1578	C	C3'-C2'-C1'	11.16	110.43	101.50
67	B1	1765	A	C3'-C2'-C1'	11.16	110.43	101.50
21	A2	1168	C	O4'-C1'-N1	11.15	117.12	108.20
67	B1	739	C	O4'-C1'-N1	11.15	117.12	108.20
21	A2	88	G	N9-C1'-C2'	11.15	128.50	114.00
67	B1	485	G	C3'-C2'-C1'	11.15	110.42	101.50
67	B1	810	A	C3'-C2'-C1'	11.14	110.41	101.50
67	B1	2833	G	C1'-O4'-C4'	-11.14	100.98	109.90
67	B1	277	A	C3'-C2'-C1'	11.13	110.41	101.50
15	AE	26	TYR	CB-CG-CD1	11.13	127.68	121.00
67	B1	753	A	O4'-C1'-N9	11.13	117.10	108.20
67	B1	906	G	C3'-C2'-C1'	-11.13	92.60	101.50
67	B1	1899	C	C3'-C2'-C1'	11.13	110.40	101.50
21	A2	956	C	P-O3'-C3'	11.12	133.05	119.70
67	B1	1443	G	P-O3'-C3'	11.12	133.05	119.70
67	B1	2579	G	O4'-C1'-N9	11.12	117.10	108.20
67	B1	1273	C	C3'-C2'-C1'	11.12	110.40	101.50
67	B1	1774	A	O4'-C1'-N9	11.12	117.10	108.20
67	B1	107	G	O4'-C1'-N9	11.12	117.09	108.20
21	A2	651	U	N1-C1'-C2'	11.11	128.44	114.00
67	B1	529	G	O4'-C1'-N9	11.11	117.08	108.20
68	B3	56	C	C3'-C2'-C1'	11.10	110.38	101.50
21	A2	149	U	O4'-C1'-N1	11.10	117.08	108.20
21	A2	232	G	N9-C1'-C2'	11.10	128.43	114.00
21	A2	1466	G	O4'-C1'-N9	11.10	117.08	108.20
67	B1	2453	C	O4'-C1'-N1	11.10	117.08	108.20

*Continued on next page...*



*Continued from previous page...*

Mol	Chain	Res	Type	Atoms	Z	Observed(°)	Ideal(°)
17	AO	76	ARG	NE-CZ-NH1	11.10	125.85	120.30
21	A2	181	G	C1'-O4'-C4'	-11.09	101.03	109.90
67	B1	560	G	C3'-C2'-C1'	-11.09	92.62	101.50
67	B1	1644	G	O4'-C1'-C2'	-11.09	94.71	105.80
67	B1	2369	G	O4'-C1'-N9	11.09	117.07	108.20
67	B1	1828	A	N9-C1'-C2'	11.09	128.42	114.00
67	B1	2889	A	C3'-C2'-C1'	11.09	110.37	101.50
67	B1	533	G	O4'-C1'-N9	11.09	117.07	108.20
67	B1	2245	C	N1-C1'-C2'	11.09	128.41	114.00
67	B1	2283	C	C3'-C2'-C1'	11.09	110.37	101.50
67	B1	2839	A	O4'-C1'-N9	11.09	117.07	108.20
21	A2	583	G	C1'-O4'-C4'	-11.09	101.03	109.90
35	BL	9	ARG	NE-CZ-NH1	11.09	125.84	120.30
67	B1	2701	U	O4'-C1'-N1	11.09	117.07	108.20
67	B1	153	U	O4'-C1'-N1	11.08	117.07	108.20
21	A2	94	C	N1-C1'-C2'	11.08	128.41	114.00
21	A2	1290	U	N1-C1'-C2'	11.08	128.41	114.00
21	A2	1336	U	N1-C1'-C2'	-11.08	99.59	114.00
27	A0	76	A	C3'-C2'-C1'	11.08	110.36	101.50
15	AE	137	ARG	NE-CZ-NH2	-11.08	114.76	120.30
52	BB	237	ARG	NE-CZ-NH1	11.07	125.84	120.30
67	B1	1256	G	C3'-C2'-C1'	-11.07	92.64	101.50
21	A2	1106	A	C3'-C2'-C1'	11.07	110.35	101.50
67	B1	1553	G	N9-C1'-C2'	-11.07	99.61	114.00
21	A2	495	G	O4'-C1'-N9	11.06	117.05	108.20
21	A2	1124	G	C3'-C2'-C1'	-11.06	92.65	101.50
67	B1	703	G	P-O3'-C3'	-11.06	106.42	119.70
67	B1	935	A	O4'-C1'-N9	11.06	117.05	108.20
67	B1	1068	U	C3'-C2'-C1'	11.06	110.35	101.50
21	A2	935	G	O4'-C1'-C2'	-11.06	94.74	105.80
21	A2	998	A	N1-C6-N6	11.05	125.23	118.60
67	B1	1257	G	C3'-C2'-C1'	-11.06	92.66	101.50
67	B1	2920	C	C3'-C2'-C1'	11.05	110.34	101.50
21	A2	171	U	O4'-C1'-N1	11.05	117.04	108.20
67	B1	582	A	O4'-C1'-C2'	-11.05	94.75	105.80
67	B1	925	U	O4'-C1'-N1	11.05	117.04	108.20
67	B1	441	A	N9-C1'-C2'	11.05	128.36	114.00
67	B1	642	G	O4'-C1'-N9	11.05	117.04	108.20
68	B3	25	A	N9-C1'-C2'	11.04	128.36	114.00
21	A2	727	G	O4'-C1'-N9	11.04	117.03	108.20
67	B1	326	C	O4'-C1'-N1	11.04	117.03	108.20
67	B1	1227	A	O4'-C1'-N9	11.04	117.03	108.20

*Continued on next page...*

*Continued from previous page...*

Mol	Chain	Res	Type	Atoms	Z	Observed(°)	Ideal(°)
67	B1	1864	G	C3'-C2'-C1'	-11.04	92.67	101.50
68	B3	107	G	N9-C1'-C2'	-11.04	99.65	114.00
60	BS	133	PHE	CB-CG-CD2	-11.03	113.08	120.80
68	B3	34	C	O4'-C1'-N1	11.03	117.03	108.20
21	A2	802	G	O4'-C1'-C2'	11.03	117.53	107.60
21	A2	1363	C	N1-C1'-C2'	11.03	128.33	114.00
67	B1	745	C	N1-C1'-C2'	11.02	128.33	114.00
67	B1	379	U	O4'-C1'-N1	11.02	117.01	108.20
67	B1	1176	C	O4'-C1'-N1	11.02	117.01	108.20
21	A2	980	C	N1-C1'-C2'	11.01	128.31	114.00
67	B1	1580	G	O4'-C1'-C2'	11.01	117.51	107.60
49	BQ	66	ARG	NE-CZ-NH2	-11.01	114.80	120.30
21	A2	440	C	C3'-C2'-C1'	11.00	110.30	101.50
67	B1	2254	U	C1'-O4'-C4'	11.00	118.70	109.90
67	B1	937	A	N9-C1'-C2'	11.00	128.30	114.00
21	A2	392	G	C3'-C2'-C1'	-10.99	92.70	101.50
33	BC	242	ARG	NE-CZ-NH2	-10.99	114.80	120.30
68	B3	98	G	O4'-C1'-N9	10.99	117.00	108.20
21	A2	695	G	O4'-C1'-N9	10.99	116.99	108.20
21	A2	1056	G	O4'-C1'-N9	10.99	116.99	108.20
21	A2	316	C	C3'-C2'-C1'	10.99	110.29	101.50
67	B1	1369	G	C1'-O4'-C4'	-10.99	101.11	109.90
67	B1	2702	A	N9-C1'-C2'	-10.99	99.72	114.00
67	B1	996	U	O4'-C1'-N1	10.98	116.99	108.20
67	B1	1787	U	N1-C1'-C2'	10.98	128.28	114.00
44	BW	45	ARG	NE-CZ-NH1	10.97	125.79	120.30
21	A2	44	C	C3'-C2'-C1'	10.97	110.28	101.50
67	B1	2646	A	O4'-C1'-N9	10.97	116.98	108.20
21	A2	1335	A	O4'-C1'-C2'	-10.97	94.83	105.80
36	Bf	34	ARG	CB-CA-C	-10.97	88.46	110.40
21	A2	1259	A	N9-C1'-C2'	10.97	128.26	114.00
67	B1	443	C	N1-C1'-C2'	10.97	128.26	114.00
21	A2	1490	C	P-O3'-C3'	-10.97	106.54	119.70
21	A2	1067	G	P-O3'-C3'	10.96	132.86	119.70
67	B1	1132	U	O4'-C1'-N1	10.96	116.97	108.20
67	B1	1270	G	N9-C1'-C2'	10.96	128.25	114.00
67	B1	1602	C	P-O3'-C3'	10.96	132.85	119.70
67	B1	2363	G	C1'-O4'-C4'	10.96	118.67	109.90
67	B1	2284	C	C3'-C2'-C1'	10.96	110.26	101.50
21	A2	789	G	O4'-C1'-N9	10.95	116.96	108.20
67	B1	393	C	O4'-C1'-C2'	-10.95	94.85	105.80
67	B1	822	A	C3'-C2'-C1'	10.95	110.26	101.50

*Continued on next page...*

*Continued from previous page...*

Mol	Chain	Res	Type	Atoms	Z	Observed(°)	Ideal(°)
56	BH	19	PRO	N-CD-CG	-10.95	86.78	103.20
67	B1	1580	G	O4'-C1'-N9	10.95	116.96	108.20
21	A2	88	G	C3'-C2'-C1'	10.95	110.26	101.50
21	A2	1088	U	O4'-C4'-C3'	-10.95	93.05	104.00
67	B1	53	A	O4'-C1'-N9	10.95	116.96	108.20
67	B1	1811	G	P-O3'-C3'	10.94	132.83	119.70
51	Bj	89	PHE	CB-CG-CD2	-10.94	113.14	120.80
67	B1	1773	C	O4'-C1'-C2'	-10.94	94.86	105.80
67	B1	1939	C	P-O3'-C3'	10.94	132.83	119.70
68	B3	8	C	O4'-C1'-N1	10.94	116.95	108.20
21	A2	988	A	P-O3'-C3'	10.94	132.82	119.70
11	A1	5	C	O4'-C1'-N1	10.93	116.94	108.20
67	B1	922	C	N1-C1'-C2'	10.93	128.21	114.00
21	A2	535	U	O4'-C1'-N1	10.93	116.94	108.20
23	AT	7	ARG	NE-CZ-NH1	10.93	125.76	120.30
43	Bk	36	TYR	CB-CG-CD2	-10.92	114.45	121.00
67	B1	1944	C	O4'-C1'-C2'	-10.92	94.88	105.80
28	B6	80	TYR	CB-CG-CD2	10.92	127.55	121.00
67	B1	1096	A	O4'-C1'-N9	10.92	116.94	108.20
21	A2	470	G	N9-C1'-C2'	-10.92	99.81	114.00
67	B1	1905	G	O4'-C1'-N9	10.91	116.93	108.20
67	B1	276	G	O4'-C1'-N9	10.91	116.93	108.20
67	B1	1222	U	C1'-O4'-C4'	-10.90	101.18	109.90
67	B1	2227	G	O4'-C1'-C2'	10.90	117.41	107.60
67	B1	2608	U	O4'-C1'-N1	10.90	116.92	108.20
67	B1	2285	G	O4'-C1'-N9	10.90	116.92	108.20
21	A2	826	C	O4'-C1'-N1	10.89	116.92	108.20
67	B1	1107	G	N9-C1'-C2'	10.89	128.16	114.00
67	B1	2571	G	C1'-O4'-C4'	10.89	118.61	109.90
67	B1	2797	C	O4'-C1'-N1	10.89	116.91	108.20
21	A2	505	U	O4'-C1'-N1	10.89	116.91	108.20
21	A2	1273	G	C1'-O4'-C4'	-10.89	101.19	109.90
67	B1	2419	U	O4'-C1'-N1	10.89	116.91	108.20
67	B1	206	A	C3'-C2'-C1'	10.88	110.20	101.50
67	B1	1163	U	C1'-O4'-C4'	10.88	118.60	109.90
67	B1	2914	U	N1-C1'-C2'	-10.88	99.86	114.00
67	B1	96	C	O3'-P-O5'	-10.88	83.33	104.00
11	A1	70	C	O4'-C1'-N1	10.88	116.90	108.20
67	B1	292	U	O4'-C1'-N1	10.87	116.90	108.20
67	B1	1891	C	C1'-O4'-C4'	-10.88	101.20	109.90
21	A2	389	G	O4'-C1'-N9	10.87	116.90	108.20
67	B1	2948	A	P-O3'-C3'	10.87	132.74	119.70

*Continued on next page...*

*Continued from previous page...*

Mol	Chain	Res	Type	Atoms	Z	Observed(°)	Ideal(°)
44	BW	65	ARG	NE-CZ-NH2	-10.86	114.87	120.30
67	B1	42	G	N9-C1'-C2'	10.86	128.11	114.00
67	B1	2120	C	C3'-C2'-C1'	10.86	110.19	101.50
67	B1	1523	A	C1'-O4'-C4'	10.86	118.58	109.90
67	B1	2055	U	O4'-C1'-C2'	-10.85	94.95	105.80
67	B1	2302	C	P-O3'-C3'	-10.85	106.67	119.70
67	B1	2507	C	N1-C1'-C2'	-10.85	99.89	114.00
21	A2	694	U	C1'-O4'-C4'	10.85	118.58	109.90
67	B1	1228	G	O4'-C1'-N9	10.85	116.88	108.20
67	B1	1196	A	N9-C1'-C2'	-10.85	99.90	114.00
67	B1	2272	G	P-O3'-C3'	-10.85	106.69	119.70
67	B1	2061	A	C3'-C2'-C1'	10.84	110.17	101.50
67	B1	210	A	C3'-C2'-C1'	10.84	110.17	101.50
67	B1	1755	C	O4'-C1'-N1	10.84	116.87	108.20
67	B1	2065	C	N1-C1'-C2'	10.84	128.09	114.00
67	B1	2462	U	O4'-C1'-N1	10.84	116.87	108.20
21	A2	499	G	O4'-C1'-C2'	10.84	117.35	107.60
67	B1	452	A	O4'-C1'-C2'	10.83	117.35	107.60
67	B1	1339	C	O4'-C1'-N1	10.83	116.87	108.20
67	B1	2151	C	C1'-O4'-C4'	-10.83	101.23	109.90
67	B1	2237	A	N9-C1'-C2'	10.83	128.09	114.00
67	B1	2	G	O4'-C1'-N9	10.83	116.86	108.20
67	B1	18	C	O4'-C1'-N1	10.83	116.86	108.20
67	B1	1085	G	O3'-P-O5'	-10.82	83.44	104.00
67	B1	1690	U	O4'-C1'-N1	10.82	116.86	108.20
28	B6	77	ARG	NE-CZ-NH1	10.82	125.71	120.30
67	B1	1103	C	P-O5'-C5'	10.82	138.21	120.90
67	B1	1646	G	N9-C1'-C2'	-10.82	99.93	114.00
67	B1	2091	U	N1-C1'-C2'	10.82	128.06	114.00
67	B1	3029	A	O4'-C1'-N9	10.82	116.86	108.20
67	B1	444	U	P-O3'-C3'	10.82	132.68	119.70
68	B3	8	C	O4'-C1'-C2'	-10.81	94.99	105.80
67	B1	1196	A	C1'-O4'-C4'	10.81	118.55	109.90
67	B1	1301	G	C3'-C2'-C1'	-10.81	92.85	101.50
67	B1	2824	C	N1-C1'-C2'	10.81	128.06	114.00
21	A2	678	G	O4'-C1'-N9	10.80	116.84	108.20
21	A2	869	U	O4'-C1'-N1	10.80	116.84	108.20
67	B1	168	G	C1'-O4'-C4'	-10.80	101.26	109.90
67	B1	883	G	O4'-C1'-C2'	-10.80	95.00	105.80
67	B1	1805	U	O4'-C1'-N1	10.80	116.84	108.20
67	B1	1515	G	C1'-O4'-C4'	-10.79	101.27	109.90
32	BO	155	MET	CG-SD-CE	-10.79	82.93	100.20

*Continued on next page...*

*Continued from previous page...*

Mol	Chain	Res	Type	Atoms	Z	Observed(°)	Ideal(°)
67	B1	1459	A	O4'-C1'-N9	10.79	116.83	108.20
21	A2	1406	U	N1-C1'-C2'	-10.79	99.97	114.00
21	A2	236	C	O4'-C1'-C2'	-10.79	95.01	105.80
67	B1	2163	G	O4'-C1'-N9	10.79	116.83	108.20
21	A2	130	G	C1'-O4'-C4'	10.79	118.53	109.90
67	B1	119	U	P-O3'-C3'	10.79	132.64	119.70
67	B1	1251	G	C3'-C2'-C1'	10.78	110.12	101.50
21	A2	340	A	N9-C1'-C2'	-10.78	99.99	114.00
67	B1	85	G	C5'-C4'-C3'	10.78	133.25	116.00
21	A2	1312	C	C3'-C2'-C1'	10.78	110.12	101.50
21	A2	1440	G	N9-C1'-C2'	-10.78	99.99	114.00
67	B1	935	A	C1'-O4'-C4'	10.78	118.52	109.90
67	B1	2914	U	O4'-C1'-C2'	-10.78	95.02	105.80
67	B1	282	G	O4'-C1'-N9	10.77	116.82	108.20
67	B1	1534	G	O4'-C1'-N9	10.77	116.82	108.20
67	B1	94	A	O4'-C1'-C2'	-10.75	95.05	105.80
67	B1	716	U	C3'-C2'-C1'	10.75	110.10	101.50
8	AR	67	ARG	NE-CZ-NH1	10.75	125.68	120.30
67	B1	2937	U	O4'-C1'-N1	10.75	116.80	108.20
67	B1	2951	G	N9-C1'-C2'	10.75	127.98	114.00
67	B1	626	C	O4'-C1'-N1	10.74	116.80	108.20
67	B1	2409	C	N1-C1'-C2'	10.74	127.97	114.00
67	B1	2938	G	C3'-C2'-C1'	-10.74	92.91	101.50
67	B1	830	G	C1'-O4'-C4'	-10.74	101.31	109.90
67	B1	2897	C	C3'-C2'-C1'	10.74	110.09	101.50
67	B1	1604	G	C1'-O4'-C4'	-10.73	101.31	109.90
67	B1	2492	G	C3'-C2'-C1'	-10.73	92.92	101.50
21	A2	733	C	C3'-C2'-C1'	10.73	110.08	101.50
21	A2	427	G	O4'-C1'-N9	10.72	116.78	108.20
67	B1	1373	C	O4'-C1'-N1	10.72	116.78	108.20
21	A2	184	G	P-O3'-C3'	10.72	132.56	119.70
21	A2	806	G	C3'-C2'-C1'	10.72	110.08	101.50
67	B1	2818	C	N1-C1'-C2'	10.72	127.94	114.00
67	B1	1863	G	O4'-C1'-N9	10.72	116.77	108.20
21	A2	1395	G	O4'-C1'-N9	10.71	116.77	108.20
21	A2	849	U	N1-C1'-C2'	10.71	127.93	114.00
67	B1	975	C	C3'-C2'-C1'	10.71	110.07	101.50
21	A2	41	C	O4'-C1'-N1	10.71	116.77	108.20
21	A2	33	U	C3'-C2'-C1'	-10.71	92.94	101.50
67	B1	426	G	C1'-O4'-C4'	-10.71	101.33	109.90
21	A2	112	G	O4'-C1'-C2'	-10.71	95.09	105.80
67	B1	306	G	C3'-C2'-C1'	10.71	110.06	101.50

*Continued on next page...*

*Continued from previous page...*

Mol	Chain	Res	Type	Atoms	Z	Observed(°)	Ideal(°)
7	AB	38	ASP	CB-CG-OD2	-10.70	108.67	118.30
11	A1	75	C	O4'-C1'-N1	10.70	116.76	108.20
67	B1	2224	G	O4'-C1'-N9	10.71	116.76	108.20
21	A2	961	U	OP2-P-O3'	-10.70	81.66	105.20
68	B3	26	C	C1'-O4'-C4'	-10.70	101.34	109.90
67	B1	859	G	O4'-C1'-N9	10.70	116.76	108.20
64	Bc	17	GLN	CB-CA-C	-10.69	89.01	110.40
21	A2	1413	G	O4'-C1'-N9	10.69	116.75	108.20
53	BD	78	ARG	NE-CZ-NH2	-10.69	114.96	120.30
41	Ba	25	TRP	N-CA-CB	10.69	129.84	110.60
21	A2	889	G	O4'-C1'-N9	10.68	116.75	108.20
67	B1	2892	A	N9-C1'-C2'	10.68	127.89	114.00
67	B1	2892	A	C3'-C2'-C1'	10.68	110.04	101.50
21	A2	783	G	O4'-C1'-N9	10.68	116.74	108.20
67	B1	2500	G	N9-C1'-C2'	-10.68	100.12	114.00
68	B3	35	A	N9-C1'-C2'	-10.68	100.12	114.00
21	A2	510	A	C1'-O4'-C4'	10.67	118.44	109.90
21	A2	730	G	O4'-C1'-N9	10.67	116.74	108.20
21	A2	1115	G	C1'-O4'-C4'	-10.67	101.36	109.90
33	BC	339	ARG	NE-CZ-NH2	-10.67	114.96	120.30
67	B1	1406	G	N9-C1'-C2'	10.67	127.87	114.00
35	BL	11	LEU	CB-CA-C	-10.67	89.93	110.20
67	B1	143	C	O4'-C1'-C2'	-10.67	95.13	105.80
68	B3	41	A	N9-C1'-C2'	10.67	127.86	114.00
21	A2	546	G	C1'-O4'-C4'	-10.66	101.37	109.90
21	A2	1097	G	O4'-C1'-N9	10.66	116.73	108.20
21	A2	1101	G	C3'-C2'-C1'	-10.66	92.97	101.50
67	B1	2484	C	N1-C1'-C2'	10.66	127.86	114.00
21	A2	1029	G	C1'-O4'-C4'	10.66	118.43	109.90
67	B1	362	A	C1'-O4'-C4'	10.66	118.43	109.90
67	B1	1346	G	C1'-O4'-C4'	-10.66	101.37	109.90
67	B1	1957	U	O4'-C1'-N1	10.66	116.73	108.20
67	B1	1899	C	O4'-C1'-N1	10.66	116.73	108.20
21	A2	689	C	C3'-C2'-C1'	10.65	110.02	101.50
21	A2	1282	C	N1-C1'-C2'	10.65	127.85	114.00
67	B1	2596	G	O4'-C1'-C2'	10.65	117.19	107.60
33	BC	251	ARG	NE-CZ-NH1	10.65	125.62	120.30
67	B1	2991	C	O4'-C1'-N1	10.65	116.72	108.20
21	A2	207	G	O4'-C1'-N9	10.65	116.72	108.20
67	B1	344	G	C1'-O4'-C4'	-10.65	101.38	109.90
67	B1	2178	A	N9-C1'-C2'	10.64	127.83	114.00
67	B1	1674	G	O4'-C1'-N9	10.64	116.71	108.20

*Continued on next page...*

*Continued from previous page...*

Mol	Chain	Res	Type	Atoms	Z	Observed(°)	Ideal(°)
67	B1	2969	G	N9-C1'-C2'	10.64	127.83	114.00
68	B3	24	C	C3'-C2'-C1'	10.64	110.01	101.50
33	BC	8	ARG	NE-CZ-NH2	-10.63	114.98	120.30
67	B1	1129	G	O4'-C1'-N9	10.63	116.71	108.20
21	A2	1087	C	C3'-C2'-C1'	10.63	110.00	101.50
67	B1	2401	A	O4'-C1'-N9	10.63	116.70	108.20
67	B1	990	G	C1'-O4'-C4'	-10.62	101.40	109.90
21	A2	963	A	N1-C6-N6	10.62	124.97	118.60
67	B1	2919	C	O4'-C1'-N1	10.62	116.70	108.20
21	A2	406	U	O4'-C1'-N1	10.62	116.69	108.20
67	B1	394	A	C5'-C4'-C3'	10.62	132.99	116.00
21	A2	1372	C	C1'-O4'-C4'	-10.62	101.41	109.90
67	B1	795	G	C1'-O4'-C4'	-10.62	101.41	109.90
68	B3	60	C	O4'-C1'-N1	10.62	116.69	108.20
21	A2	1326	G	O4'-C1'-N9	10.61	116.69	108.20
67	B1	245	A	C3'-C2'-C1'	-10.61	93.01	101.50
28	AV	60	PHE	O-C-N	-10.61	105.16	123.20
67	B1	1090	G	O4'-C1'-C2'	10.61	117.15	107.60
67	B1	3043	C	C1'-O4'-C4'	10.61	118.39	109.90
67	B1	486	A	N9-C1'-C2'	-10.61	100.21	114.00
7	AB	188	PHE	CB-CG-CD2	10.60	128.22	120.80
67	B1	1234	A	O4'-C1'-N9	-10.60	99.72	108.20
67	B1	2670	U	C1'-O4'-C4'	10.60	118.38	109.90
67	B1	1289	C	N1-C1'-C2'	10.60	127.78	114.00
67	B1	847	A	O4'-C1'-C2'	-10.60	95.20	105.80
21	A2	1080	C	C3'-C2'-C1'	10.60	109.98	101.50
27	A0	66	C	O4'-C1'-C2'	-10.60	95.20	105.80
67	B1	394	A	O4'-C1'-N9	10.60	116.68	108.20
21	A2	262	G	O4'-C1'-N9	-10.59	99.73	108.20
67	B1	1322	G	O4'-C1'-C2'	10.59	117.13	107.60
67	B1	1000	G	O4'-C1'-C2'	10.59	117.13	107.60
15	AE	33	ARG	NE-CZ-NH2	-10.58	115.01	120.30
67	B1	2268	C	O4'-C1'-N1	10.58	116.67	108.20
67	B1	1678	A	C1'-O4'-C4'	10.58	118.36	109.90
21	A2	800	G	O4'-C1'-N9	10.57	116.66	108.20
21	A2	34	G	N9-C1'-C2'	-10.57	100.25	114.00
45	Bi	16	ARG	NE-CZ-NH2	-10.57	115.01	120.30
67	B1	1814	A	N9-C1'-C2'	10.57	127.75	114.00
67	B1	888	U	O4'-C1'-N1	10.57	116.66	108.20
67	B1	1698	G	P-O3'-C3'	-10.57	107.01	119.70
20	A3	6	TYR	CB-CG-CD2	-10.57	114.66	121.00
67	B1	374	C	O4'-C1'-C2'	-10.57	95.23	105.80

*Continued on next page...*

*Continued from previous page...*

Mol	Chain	Res	Type	Atoms	Z	Observed(°)	Ideal(°)
67	B1	2068	U	C1'-O4'-C4'	10.56	118.35	109.90
4	AG	77	ASP	CB-CG-OD1	10.56	127.81	118.30
21	A2	866	A	C1'-O4'-C4'	10.56	118.35	109.90
67	B1	1041	U	O4'-C1'-N1	10.56	116.65	108.20
67	B1	2587	G	C1'-O4'-C4'	-10.56	101.45	109.90
67	B1	1147	G	N9-C1'-C2'	10.56	127.72	114.00
67	B1	1324	G	O4'-C1'-C2'	-10.55	95.25	105.80
67	B1	1445	G	P-O3'-C3'	10.55	132.37	119.70
21	A2	717	C	N1-C1'-C2'	10.55	127.72	114.00
67	B1	1235	A	P-O3'-C3'	10.55	132.36	119.70
21	A2	1086	C	P-O3'-C3'	-10.55	107.04	119.70
67	B1	1511	C	N1-C1'-C2'	10.55	127.71	114.00
67	B1	2528	U	O4'-C1'-N1	10.55	116.64	108.20
67	B1	686	C	N1-C1'-C2'	10.55	127.71	114.00
67	B1	259	A	O4'-C1'-N9	10.54	116.64	108.20
67	B1	2294	A	O4'-C1'-N9	10.54	116.64	108.20
67	B1	1214	C	N1-C1'-C2'	10.54	127.71	114.00
21	A2	1264	G	O4'-C1'-C2'	10.53	117.08	107.60
21	A2	1329	C	N1-C1'-C2'	10.53	127.69	114.00
67	B1	48	G	O4'-C1'-N9	10.53	116.63	108.20
67	B1	3020	G	O4'-C1'-N9	10.53	116.62	108.20
21	A2	804	U	O4'-C1'-C2'	-10.53	95.27	105.80
20	BG	27	ARG	NE-CZ-NH2	-10.53	115.04	120.30
67	B1	767	G	C1'-O4'-C4'	-10.53	101.48	109.90
67	B1	876	C	O4'-C1'-C2'	-10.53	95.27	105.80
67	B1	2370	C	C1'-O4'-C4'	10.53	118.32	109.90
21	A2	1078	U	O4'-C1'-N1	10.52	116.62	108.20
67	B1	1363	C	C3'-C2'-C1'	10.52	109.92	101.50
67	B1	25	U	O4'-C1'-N1	10.52	116.62	108.20
67	B1	2310	G	O4'-C1'-N9	10.52	116.62	108.20
2	AK	20	ARG	NE-CZ-NH2	10.52	125.56	120.30
21	A2	402	G	C1'-O4'-C4'	-10.52	101.49	109.90
67	B1	2284	C	P-O3'-C3'	10.52	132.32	119.70
30	AU	5	TYR	CB-CG-CD1	10.52	127.31	121.00
14	AM	58	TYR	CB-CG-CD2	-10.51	114.69	121.00
52	BB	35	TYR	CB-CG-CD1	10.51	127.31	121.00
21	A2	135	U	N1-C1'-C2'	10.51	127.66	114.00
67	B1	2488	C	C3'-C2'-C1'	10.51	109.91	101.50
67	B1	1181	C	O4'-C1'-N1	10.51	116.61	108.20
3	AI	86	PHE	CB-CG-CD1	10.50	128.15	120.80
67	B1	2251	G	C1'-O4'-C4'	-10.50	101.50	109.90
67	B1	2466	C	N1-C1'-C2'	10.50	127.65	114.00

*Continued on next page...*



*Continued from previous page...*

Mol	Chain	Res	Type	Atoms	Z	Observed(°)	Ideal(°)
21	A2	660	C	O3'-P-O5'	-10.50	84.05	104.00
21	A2	680	C	O4'-C1'-N1	10.50	116.60	108.20
31	BY	20	ARG	NE-CZ-NH1	-10.50	115.05	120.30
47	BI	46	PHE	CB-CG-CD2	10.50	128.15	120.80
67	B1	38	U	O4'-C1'-N1	10.50	116.60	108.20
67	B1	357	G	O4'-C1'-N9	10.50	116.60	108.20
67	B1	1439	G	N9-C1'-C2'	10.49	127.64	114.00
21	A2	1290	U	O4'-C1'-C2'	10.49	117.04	107.60
11	A1	61	U	C3'-C2'-C1'	10.49	109.89	101.50
21	A2	408	C	O4'-C1'-C2'	-10.49	95.31	105.80
21	A2	919	U	P-O3'-C3'	10.49	132.28	119.70
67	B1	2367	C	C3'-C2'-C1'	10.49	109.89	101.50
21	A2	1175	C	O4'-C1'-N1	10.48	116.59	108.20
67	B1	70	G	O4'-C1'-C2'	10.48	117.04	107.60
67	B1	1292	C	C3'-C2'-C1'	10.48	109.88	101.50
67	B1	2182	A	C1'-O4'-C4'	10.48	118.28	109.90
21	A2	462	A	O4'-C1'-N9	10.47	116.58	108.20
27	A0	54	U	O4'-C1'-N1	10.47	116.58	108.20
67	B1	2718	G	O4'-C1'-N9	10.47	116.58	108.20
67	B1	1565	G	O4'-C4'-C3'	-10.47	93.53	104.00
67	B1	1712	U	P-O3'-C3'	-10.47	107.14	119.70
67	B1	1973	U	O4'-C1'-N1	10.47	116.57	108.20
67	B1	2173	U	N1-C1'-C2'	10.47	127.61	114.00
10	AD	119	ARG	NE-CZ-NH1	10.46	125.53	120.30
21	A2	126	G	O4'-C1'-N9	10.46	116.57	108.20
21	A2	1289	G	O4'-C1'-N9	10.46	116.57	108.20
67	B1	113	C	N1-C1'-C2'	10.46	127.60	114.00
21	A2	1322	C	C3'-C2'-C1'	10.46	109.86	101.50
21	A2	1382	G	O4'-C1'-N9	10.46	116.56	108.20
67	B1	2195	G	O4'-C1'-C2'	10.45	117.01	107.60
21	A2	1173	A	N9-C1'-C2'	10.45	127.59	114.00
67	B1	2227	G	C1'-O4'-C4'	-10.45	101.54	109.90
21	A2	1263	C	N1-C1'-C2'	10.45	127.58	114.00
21	A2	6	G	N9-C1'-C2'	10.44	127.57	114.00
36	Bf	2	ALA	N-CA-CB	-10.44	95.48	110.10
21	A2	77	G	O4'-C1'-N9	10.44	116.55	108.20
51	Bj	33	LEU	CA-CB-CG	10.44	139.31	115.30
21	A2	1169	C	C3'-C2'-C1'	10.44	109.85	101.50
21	A2	1175	C	N1-C1'-C2'	10.44	127.56	114.00
67	B1	1621	G	O4'-C1'-N9	10.44	116.55	108.20
21	A2	360	A	P-O3'-C3'	10.43	132.22	119.70
21	A2	394	C	O4'-C1'-N1	10.43	116.55	108.20

*Continued on next page...*

*Continued from previous page...*

Mol	Chain	Res	Type	Atoms	Z	Observed(°)	Ideal(°)
21	A2	1264	G	C1'-O4'-C4'	-10.43	101.56	109.90
67	B1	349	A	C3'-C2'-C1'	10.43	109.84	101.50
15	AE	158	TYR	CB-CG-CD2	-10.43	114.74	121.00
67	B1	1822	G	O4'-C1'-N9	10.43	116.54	108.20
21	A2	1179	C	C3'-C2'-C1'	10.43	109.84	101.50
67	B1	116	G	N9-C1'-C2'	10.43	127.56	114.00
67	B1	769	G	C1'-O4'-C4'	-10.43	101.56	109.90
67	B1	2115	U	O4'-C1'-N1	10.43	116.54	108.20
67	B1	2427	C	C3'-C2'-C1'	10.43	109.84	101.50
67	B1	409	C	C1'-O4'-C4'	-10.42	101.56	109.90
21	A2	108	G	O4'-C1'-C2'	10.42	116.98	107.60
67	B1	2937	U	O4'-C1'-C2'	-10.42	95.38	105.80
20	BG	79	TYR	CB-CG-CD2	-10.42	114.75	121.00
67	B1	1071	A	P-O3'-C3'	10.42	132.20	119.70
67	B1	1316	U	O4'-C1'-N1	10.42	116.53	108.20
21	A2	173	G	O4'-C1'-N9	10.41	116.53	108.20
67	B1	374	C	C3'-C2'-C1'	10.41	109.83	101.50
67	B1	1559	A	O4'-C1'-N9	-10.41	99.87	108.20
21	A2	1150	G	P-O3'-C3'	10.41	132.19	119.70
67	B1	275	C	O4'-C1'-N1	10.41	116.53	108.20
67	B1	1907	G	C3'-C2'-C1'	-10.41	93.17	101.50
21	A2	1328	G	O4'-C1'-C2'	10.41	116.97	107.60
67	B1	1035	G	O4'-C1'-N9	10.41	116.53	108.20
67	B1	1253	U	O4'-C1'-C2'	-10.40	95.40	105.80
67	B1	2742	G	N1-C6-O6	10.40	126.14	119.90
67	B1	1902	G	C1'-O4'-C4'	-10.40	101.58	109.90
16	AJ	73	ARG	NE-CZ-NH2	-10.39	115.10	120.30
21	A2	951	G	O4'-C1'-N9	10.39	116.52	108.20
67	B1	2370	C	P-O3'-C3'	10.39	132.17	119.70
50	BV	40	TYR	CB-CG-CD2	10.39	127.23	121.00
67	B1	2924	G	N9-C1'-C2'	-10.39	100.50	114.00
67	B1	648	C	O4'-C1'-N1	10.38	116.51	108.20
67	B1	1735	G	O4'-C1'-C2'	-10.38	95.42	105.80
67	B1	2926	G	C1'-O4'-C4'	-10.38	101.59	109.90
67	B1	1084	G	C3'-C2'-C1'	10.38	109.80	101.50
67	B1	825	C	O4'-C1'-C2'	-10.38	95.42	105.80
67	B1	1867	C	N1-C1'-C2'	10.38	127.49	114.00
67	B1	2047	U	C3'-C2'-C1'	10.38	109.80	101.50
68	B3	96	C	C3'-C2'-C1'	10.37	109.80	101.50
21	A2	424	U	C3'-C2'-C1'	-10.37	93.20	101.50
67	B1	1976	C	C3'-C2'-C1'	10.37	109.79	101.50
21	A2	1154	G	O4'-C1'-C2'	10.36	116.93	107.60

*Continued on next page...*

*Continued from previous page...*

Mol	Chain	Res	Type	Atoms	Z	Observed(°)	Ideal(°)
67	B1	1700	U	O4'-C1'-N1	10.36	116.49	108.20
67	B1	2514	C	P-O3'-C3'	-10.36	107.27	119.70
21	A2	926	C	N1-C1'-C2'	10.36	127.47	114.00
21	A2	1204	C	C3'-C2'-C1'	10.36	109.79	101.50
67	B1	2463	G	N9-C1'-C2'	10.36	127.46	114.00
67	B1	502	G	N9-C1'-C2'	-10.35	100.54	114.00
21	A2	721	A	O4'-C1'-N9	10.35	116.48	108.20
21	A2	1248	A	O4'-C1'-C2'	-10.35	95.45	105.80
67	B1	1644	G	C1'-O4'-C4'	10.35	118.18	109.90
67	B1	1722	G	C3'-C2'-C1'	10.35	109.78	101.50
67	B1	347	G	C1'-O4'-C4'	-10.35	101.62	109.90
6	AC	47	PHE	CB-CG-CD2	-10.34	113.56	120.80
67	B1	420	U	O4'-C1'-N1	10.34	116.47	108.20
21	A2	246	A	O4'-C1'-C2'	-10.34	95.46	105.80
38	Bb	34	PHE	CB-CG-CD2	-10.33	113.57	120.80
67	B1	887	U	C1'-O4'-C4'	10.33	118.16	109.90
21	A2	1317	G	N9-C1'-C2'	10.33	127.43	114.00
21	A2	369	A	C3'-C2'-C1'	10.32	109.76	101.50
21	A2	885	G	O4'-C1'-N9	10.32	116.46	108.20
21	A2	1242	C	C1'-O4'-C4'	-10.32	101.64	109.90
21	A2	745	G	O4'-C1'-N9	10.32	116.45	108.20
21	A2	1100	G	O4'-C1'-N9	-10.32	99.94	108.20
67	B1	1919	A	O4'-C1'-N9	10.31	116.45	108.20
21	A2	1273	G	N9-C1'-C2'	10.31	127.40	114.00
67	B1	1233	U	O4'-C1'-N1	10.31	116.45	108.20
67	B1	2587	G	O4'-C1'-N9	-10.31	99.95	108.20
67	B1	63	A	O4'-C1'-C2'	-10.30	95.50	105.80
67	B1	697	U	O4'-C1'-N1	10.30	116.44	108.20
21	A2	734	G	O4'-C1'-N9	10.30	116.44	108.20
21	A2	267	C	C3'-C2'-C1'	10.29	109.74	101.50
21	A2	368	C	C3'-C2'-C1'	10.29	109.73	101.50
21	A2	1151	A	N9-C1'-C2'	10.29	127.38	114.00
36	Bf	22	ARG	NE-CZ-NH1	10.30	125.45	120.30
67	B1	2418	G	P-O3'-C3'	10.30	132.06	119.70
67	B1	2632	C	C1'-O4'-C4'	10.29	118.14	109.90
21	A2	687	G	N9-C1'-C2'	10.29	127.38	114.00
21	A2	785	U	O4'-C1'-N1	10.29	116.43	108.20
67	B1	133	G	O4'-C1'-N9	10.29	116.43	108.20
67	B1	1547	U	C1'-O4'-C4'	10.29	118.13	109.90
67	B1	1465	A	C1'-O4'-C4'	10.29	118.13	109.90
15	AE	184	TYR	CB-CG-CD2	10.28	127.17	121.00
21	A2	132	G	O4'-C1'-N9	10.28	116.42	108.20

*Continued on next page...*

*Continued from previous page...*

Mol	Chain	Res	Type	Atoms	Z	Observed(°)	Ideal(°)
21	A2	473	A	C1'-O4'-C4'	-10.28	101.67	109.90
67	B1	176	G	O4'-C1'-N9	10.28	116.42	108.20
68	B3	48	A	P-O3'-C3'	10.28	132.04	119.70
21	A2	261	G	O4'-C1'-N9	10.28	116.42	108.20
21	A2	18	C	N1-C1'-C2'	10.28	127.36	114.00
21	A2	747	U	O4'-C1'-N1	10.28	116.42	108.20
21	A2	949	G	C3'-C2'-C1'	-10.28	93.28	101.50
24	AA	146	TYR	CB-CG-CD1	-10.28	114.83	121.00
60	BS	26	ARG	NE-CZ-NH2	-10.28	115.16	120.30
60	BS	82	ARG	NE-CZ-NH1	-10.28	115.16	120.30
49	BQ	126	ARG	NE-CZ-NH2	10.27	125.44	120.30
27	A0	33	U	O4'-C1'-N1	10.27	116.42	108.20
67	B1	2349	U	O4'-C1'-N1	10.27	116.42	108.20
67	B1	495	U	O4'-C1'-N1	10.27	116.41	108.20
67	B1	2121	C	O4'-C1'-C2'	-10.27	95.53	105.80
67	B1	2516	G	N9-C1'-C2'	10.27	127.35	114.00
67	B1	2802	G	O4'-C1'-N9	10.27	116.41	108.20
67	B1	2544	C	N1-C1'-C2'	10.26	127.34	114.00
21	A2	943	C	N1-C1'-C2'	10.26	127.34	114.00
14	AM	103	ARG	NE-CZ-NH1	10.26	125.43	120.30
21	A2	1421	C	O4'-C1'-N1	10.26	116.41	108.20
67	B1	1040	C	C3'-C2'-C1'	10.25	109.70	101.50
67	B1	2542	G	O4'-C1'-N9	10.25	116.40	108.20
8	AR	54	TYR	CB-CG-CD2	10.25	127.15	121.00
21	A2	754	G	N9-C1'-C2'	10.25	127.32	114.00
21	A2	1391	U	P-O3'-C3'	10.25	132.00	119.70
67	B1	137	A	C3'-C2'-C1'	10.25	109.70	101.50
67	B1	748	G	O4'-C1'-N9	10.25	116.40	108.20
67	B1	2434	A	O4'-C1'-N9	-10.25	100.00	108.20
67	B1	2455	G	O4'-C1'-N9	10.25	116.40	108.20
67	B1	2503	C	C3'-C2'-C1'	10.24	109.69	101.50
21	A2	750	C	C3'-C2'-C1'	10.24	109.69	101.50
67	B1	2119	C	O4'-C1'-C2'	-10.24	95.56	105.80
67	B1	996	U	C1'-O4'-C4'	10.23	118.09	109.90
67	B1	2881	G	C1'-O4'-C4'	-10.23	101.71	109.90
21	A2	244	G	P-O3'-C3'	-10.23	107.42	119.70
67	B1	2875	C	N1-C1'-C2'	10.23	127.30	114.00
67	B1	1469	U	O4'-C1'-N1	10.23	116.38	108.20
67	B1	3048	C	N1-C1'-C2'	10.23	127.30	114.00
67	B1	393	C	N1-C1'-C2'	10.23	127.30	114.00
8	AR	44	ARG	NE-CZ-NH2	-10.23	115.19	120.30
67	B1	794	G	C3'-C2'-C1'	-10.23	93.32	101.50

*Continued on next page...*

*Continued from previous page...*

Mol	Chain	Res	Type	Atoms	Z	Observed(°)	Ideal(°)
67	B1	764	G	N9-C1'-C2'	-10.22	100.71	114.00
67	B1	799	C	O4'-C1'-N1	10.22	116.38	108.20
21	A2	877	A	C3'-C2'-C1'	10.22	109.68	101.50
67	B1	2347	G	O4'-C1'-N9	10.22	116.38	108.20
33	BC	276	PHE	CB-CG-CD2	10.22	127.95	120.80
67	B1	2476	A	O4'-C1'-N9	-10.22	100.03	108.20
67	B1	152	G	P-O3'-C3'	10.22	131.96	119.70
67	B1	1368	A	C1'-O4'-C4'	10.22	118.07	109.90
67	B1	2269	C	O4'-C1'-C2'	-10.21	95.58	105.80
21	A2	1165	U	O4'-C1'-N1	10.21	116.37	108.20
8	AR	54	TYR	CB-CG-CD1	-10.21	114.87	121.00
18	AF	8	TYR	CB-CG-CD1	10.21	127.13	121.00
61	Bd	28	ARG	NE-CZ-NH2	-10.21	115.19	120.30
67	B1	2165	A	N1-C6-N6	10.21	124.73	118.60
21	A2	422	U	N1-C1'-C2'	-10.21	100.73	114.00
21	A2	505	U	C1'-O4'-C4'	10.21	118.06	109.90
40	BE	107	PHE	CB-CG-CD2	-10.21	113.66	120.80
67	B1	938	U	O4'-C1'-N1	10.20	116.36	108.20
21	A2	942	A	O4'-C1'-C2'	10.20	116.78	107.60
21	A2	1064	C	N1-C1'-C2'	10.20	127.26	114.00
49	BQ	121	ARG	NE-CZ-NH2	-10.20	115.20	120.30
67	B1	2239	C	N1-C1'-C2'	10.20	127.26	114.00
6	AC	20	PHE	CB-CG-CD2	-10.20	113.66	120.80
21	A2	626	G	N9-C1'-C2'	-10.20	100.74	114.00
21	A2	1043	U	C1'-O4'-C4'	10.20	118.06	109.90
21	A2	439	G	C4'-C3'-C2'	10.19	112.79	102.60
21	A2	1229	A	O4'-C1'-N9	10.19	116.35	108.20
67	B1	2970	U	P-O3'-C3'	10.19	131.93	119.70
67	B1	2686	A	P-O3'-C3'	10.19	131.92	119.70
67	B1	719	C	C1'-O4'-C4'	-10.18	101.75	109.90
67	B1	68	G	C3'-C2'-C1'	10.18	109.64	101.50
15	AE	204	ARG	NE-CZ-NH1	10.18	125.39	120.30
21	A2	199	A	P-O3'-C3'	10.18	131.91	119.70
67	B1	1944	C	C1'-O4'-C4'	10.18	118.04	109.90
67	B1	1157	U	O4'-C1'-C2'	-10.18	95.62	105.80
21	A2	1439	G	O4'-C1'-N9	10.17	116.34	108.20
21	A2	1142	G	O4'-C1'-N9	-10.17	100.06	108.20
67	B1	894	C	C3'-C2'-C1'	10.17	109.64	101.50
21	A2	746	A	N9-C1'-C2'	-10.17	100.78	114.00
67	B1	740	C	N1-C1'-C2'	10.17	127.22	114.00
21	A2	1172	A	O4'-C1'-N9	10.17	116.33	108.20
23	AT	28	PHE	CB-CG-CD1	-10.17	113.68	120.80

*Continued on next page...*

*Continued from previous page...*

Mol	Chain	Res	Type	Atoms	Z	Observed(°)	Ideal(°)
67	B1	1223	A	O4'-C1'-C2'	-10.17	95.63	105.80
21	A2	802	G	C1'-O4'-C4'	-10.16	101.77	109.90
67	B1	2543	A	N9-C1'-C2'	-10.16	100.79	114.00
68	B3	49	A	O4'-C1'-C2'	-10.16	95.64	105.80
21	A2	268	C	C3'-C2'-C1'	10.16	109.63	101.50
21	A2	1217	C	C3'-C2'-C1'	10.16	109.62	101.50
67	B1	1767	C	C1'-O4'-C4'	-10.15	101.78	109.90
67	B1	2069	G	C1'-O4'-C4'	-10.15	101.78	109.90
68	B3	98	G	C1'-O4'-C4'	10.15	118.02	109.90
47	BI	49	TYR	CB-CG-CD1	10.15	127.09	121.00
62	BN	82	TYR	CB-CG-CD2	-10.15	114.91	121.00
67	B1	1916	U	O4'-C1'-N1	10.15	116.32	108.20
67	B1	2593	A	O4'-C1'-N9	10.15	116.32	108.20
21	A2	674	C	O4'-C1'-C2'	-10.14	95.66	105.80
67	B1	1379	A	O4'-C1'-C2'	-10.14	95.66	105.80
21	A2	680	C	O4'-C1'-C2'	-10.14	95.66	105.80
67	B1	50	C	C1'-O4'-C4'	10.14	118.02	109.90
67	B1	1674	G	C3'-C2'-C1'	-10.14	93.39	101.50
21	A2	774	U	N1-C1'-C2'	10.14	127.18	114.00
21	A2	1156	A	P-O3'-C3'	10.14	131.87	119.70
67	B1	1726	A	C1'-O4'-C4'	10.14	118.01	109.90
21	A2	657	A	O4'-C1'-N9	10.14	116.31	108.20
67	B1	963	G	N9-C1'-C2'	10.14	127.18	114.00
67	B1	2195	G	C1'-O4'-C4'	-10.14	101.79	109.90
67	B1	2390	G	O4'-C1'-N9	10.14	116.31	108.20
21	A2	1155	U	C3'-C2'-C1'	10.13	109.61	101.50
17	AO	115	TYR	CB-CG-CD2	-10.13	114.92	121.00
15	AE	8	ARG	NE-CZ-NH1	-10.13	115.23	120.30
67	B1	220	C	P-O3'-C3'	10.13	131.85	119.70
67	B1	426	G	N9-C1'-C2'	10.13	127.17	114.00
67	B1	517	A	C1'-O4'-C4'	10.13	118.00	109.90
67	B1	2892	A	O4'-C1'-N9	-10.13	100.10	108.20
21	A2	20	G	O4'-C1'-N9	10.13	116.30	108.20
21	A2	1217	C	O4'-C1'-N1	-10.12	100.10	108.20
58	BP	117	ARG	NE-CZ-NH1	10.12	125.36	120.30
67	B1	1317	G	C3'-C2'-C1'	-10.12	93.40	101.50
67	B1	754	U	C3'-C2'-C1'	-10.12	93.40	101.50
67	B1	1037	C	O4'-C1'-N1	10.12	116.30	108.20
38	Bb	79	TYR	CB-CG-CD1	-10.12	114.93	121.00
67	B1	3036	C	O4'-C4'-C3'	-10.12	93.88	104.00
68	B3	15	G	O4'-C1'-N9	10.12	116.29	108.20
21	A2	848	G	O4'-C1'-N9	10.12	116.29	108.20

*Continued on next page...*

*Continued from previous page...*

Mol	Chain	Res	Type	Atoms	Z	Observed(°)	Ideal(°)
21	A2	1099	A	O4'-C1'-N9	10.11	116.29	108.20
67	B1	1887	A	C3'-C2'-C1'	10.11	109.59	101.50
67	B1	2257	A	N9-C1'-C2'	-10.11	100.85	114.00
16	AJ	79	ARG	NE-CZ-NH1	10.11	125.36	120.30
67	B1	1559	A	C3'-C2'-C1'	10.11	109.59	101.50
21	A2	110	C	C3'-C2'-C1'	10.11	109.59	101.50
21	A2	1171	G	C3'-C2'-C1'	10.11	109.58	101.50
67	B1	778	A	N9-C1'-C2'	10.11	127.14	114.00
67	B1	2040	A	C1'-O4'-C4'	10.11	117.98	109.90
21	A2	946	G	O4'-C1'-N9	10.10	116.28	108.20
21	A2	575	A	C1'-O4'-C4'	10.10	117.98	109.90
60	BS	131	ARG	NE-CZ-NH1	10.10	125.35	120.30
25	AH	48	HIS	C-N-CA	10.10	143.50	122.30
67	B1	2186	C	O4'-C1'-N1	10.09	116.27	108.20
68	B3	71	G	C3'-C2'-C1'	-10.09	93.43	101.50
67	B1	556	G	O4'-C1'-N9	10.09	116.27	108.20
21	A2	392	G	C1'-O4'-C4'	-10.09	101.83	109.90
67	B1	1804	G	N9-C1'-C2'	10.09	127.11	114.00
68	B3	45	C	O4'-C1'-C2'	-10.08	95.72	105.80
67	B1	1326	U	O4'-C1'-N1	10.08	116.27	108.20
21	A2	434	A	C5'-C4'-C3'	-10.08	99.87	116.00
67	B1	974	U	C3'-C2'-C1'	10.08	109.56	101.50
21	A2	116	C	C3'-C2'-C1'	10.08	109.56	101.50
67	B1	1228	G	O4'-C1'-C2'	-10.08	95.72	105.80
67	B1	2184	G	O4'-C1'-N9	10.08	116.26	108.20
67	B1	1501	G	C1'-O4'-C4'	-10.08	101.84	109.90
67	B1	2864	G	O4'-C1'-N9	10.08	116.26	108.20
28	B6	24	TYR	CB-CG-CD1	10.07	127.05	121.00
67	B1	569	G	C3'-C2'-C1'	10.07	109.56	101.50
67	B1	428	A	N9-C1'-C2'	-10.07	100.91	114.00
67	B1	2581	G	O4'-C1'-N9	10.07	116.26	108.20
67	B1	1090	G	C1'-O4'-C4'	-10.06	101.85	109.90
67	B1	1347	U	P-O3'-C3'	10.06	131.78	119.70
67	B1	1739	U	P-O3'-C3'	10.06	131.78	119.70
21	A2	1106	A	O4'-C1'-C2'	-10.06	95.74	105.80
4	AG	102	ARG	NE-CZ-NH1	-10.06	115.27	120.30
67	B1	1230	G	C1'-O4'-C4'	-10.06	101.85	109.90
67	B1	605	A	C1'-O4'-C4'	10.06	117.95	109.90
67	B1	1865	U	N1-C1'-C2'	-10.06	100.92	114.00
67	B1	2210	G	O4'-C1'-C2'	10.05	116.65	107.60
67	B1	2382	A	O4'-C1'-C2'	-10.05	95.75	105.80
67	B1	2725	U	C3'-C2'-C1'	10.05	109.54	101.50

*Continued on next page...*

*Continued from previous page...*

Mol	Chain	Res	Type	Atoms	Z	Observed(°)	Ideal(°)
67	B1	2562	G	P-O3'-C3'	10.05	131.76	119.70
21	A2	1100	G	C1'-O4'-C4'	-10.05	101.86	109.90
21	A2	437	A	N9-C1'-C2'	10.04	127.06	114.00
67	B1	1097	G	O5'-C5'-C4'	10.04	130.79	111.70
11	A1	76	C	C3'-C2'-C1'	10.04	109.53	101.50
21	A2	47	A	P-O3'-C3'	10.04	131.75	119.70
21	A2	467	G	C1'-O4'-C4'	-10.04	101.87	109.90
21	A2	1457	A	C3'-C2'-C1'	10.04	109.53	101.50
67	B1	923	A	C1'-O4'-C4'	10.04	117.93	109.90
21	A2	147	A	C3'-C2'-C1'	10.04	109.53	101.50
52	BB	25	ARG	NE-CZ-NH2	10.04	125.32	120.30
67	B1	962	C	N1-C1'-C2'	10.04	127.05	114.00
49	BQ	61	TYR	CB-CG-CD1	-10.03	114.98	121.00
67	B1	1487	U	O4'-C1'-N1	10.03	116.22	108.20
67	B1	2650	G	N9-C1'-C2'	10.03	127.04	114.00
67	B1	2694	C	N1-C1'-C2'	10.03	127.04	114.00
67	B1	732	G	N9-C1'-C2'	10.03	127.04	114.00
21	A2	689	C	O4'-C1'-C2'	-10.03	95.77	105.80
67	B1	1080	G	O4'-C1'-N9	10.03	116.22	108.20
67	B1	1602	C	O4'-C1'-N1	10.03	116.22	108.20
67	B1	1826	G	O4'-C1'-N9	10.03	116.22	108.20
67	B1	1571	G	C5'-C4'-C3'	10.03	132.04	116.00
67	B1	1612	G	P-O5'-C5'	10.03	136.94	120.90
67	B1	2592	U	N1-C1'-C2'	10.03	127.03	114.00
67	B1	1895	G	O4'-C1'-N9	10.02	116.22	108.20
67	B1	2912	G	C1'-O4'-C4'	10.02	117.92	109.90
67	B1	2967	C	C1'-O4'-C4'	-10.02	101.88	109.90
67	B1	1504	C	N1-C1'-C2'	10.02	127.03	114.00
67	B1	1622	G	C1'-O4'-C4'	10.02	117.92	109.90
67	B1	2517	U	C3'-C2'-C1'	10.02	109.52	101.50
11	A1	40	U	O4'-C1'-N1	10.02	116.21	108.20
21	A2	526	A	N9-C1'-C2'	10.02	127.02	114.00
21	A2	284	A	O4'-C1'-C2'	-10.02	95.78	105.80
67	B1	256	G	O4'-C1'-N9	10.02	116.21	108.20
67	B1	2012	G	C3'-C2'-C1'	-10.02	93.49	101.50
67	B1	2830	C	O4'-C1'-N1	10.01	116.21	108.20
21	A2	1115	G	C3'-C2'-C1'	-10.01	93.49	101.50
67	B1	2585	G	O4'-C1'-C2'	10.01	116.61	107.60
21	A2	1081	C	O4'-C1'-C2'	-10.01	95.80	105.80
67	B1	417	C	O4'-C1'-N1	10.00	116.20	108.20
21	A2	423	U	C1'-O4'-C4'	10.00	117.90	109.90
67	B1	2011	U	O4'-C1'-C2'	-10.00	95.80	105.80

*Continued on next page...*



*Continued from previous page...*

Mol	Chain	Res	Type	Atoms	Z	Observed(°)	Ideal(°)
67	B1	2178	A	C3'-C2'-C1'	10.00	109.50	101.50
67	B1	2764	G	O4'-C1'-C2'	10.00	116.60	107.60
21	A2	357	C	N1-C1'-C2'	10.00	127.00	114.00
67	B1	2819	C	N1-C1'-C2'	10.00	127.00	114.00
21	A2	513	A	C3'-C2'-C1'	9.99	109.50	101.50
28	AV	60	PHE	CB-CG-CD2	-9.99	113.80	120.80
67	B1	1480	G	O4'-C1'-C2'	-9.99	95.81	105.80
21	A2	117	C	C3'-C2'-C1'	9.99	109.49	101.50
21	A2	915	U	O4'-C1'-N1	9.99	116.19	108.20
67	B1	1335	C	N1-C1'-C2'	9.99	126.99	114.00
67	B1	1872	G	O4'-C1'-N9	9.99	116.19	108.20
67	B1	2266	C	C3'-C2'-C1'	9.99	109.50	101.50
2	AK	10	ARG	NE-CZ-NH1	9.99	125.30	120.30
67	B1	2680	A	C1'-O4'-C4'	9.99	117.89	109.90
67	B1	1747	C	N1-C1'-C2'	9.99	126.98	114.00
21	A2	1017	U	C3'-C2'-C1'	9.98	109.49	101.50
67	B1	1363	C	O4'-C1'-C2'	-9.98	95.81	105.80
21	A2	580	G	C3'-C2'-C1'	-9.98	93.52	101.50
21	A2	709	G	O4'-C1'-C2'	-9.98	95.82	105.80
67	B1	412	G	O4'-C1'-N9	-9.98	100.21	108.20
67	B1	487	U	O4'-C1'-N1	9.98	116.19	108.20
21	A2	1124	G	C1'-O4'-C4'	-9.98	101.92	109.90
67	B1	2865	C	C1'-O4'-C4'	-9.98	101.92	109.90
67	B1	1326	U	N1-C1'-C2'	-9.98	101.03	112.00
21	A2	1472	G	O4'-C1'-N9	9.97	116.18	108.20
67	B1	879	A	O4'-C1'-N9	9.97	116.18	108.20
68	B3	46	G	O4'-C1'-N9	9.97	116.18	108.20
21	A2	1013	G	N1-C6-O6	9.97	125.88	119.90
21	A2	1362	C	O4'-C1'-C2'	-9.97	95.83	105.80
67	B1	1557	G	O4'-C1'-N9	9.97	116.18	108.20
21	A2	721	A	C1'-O4'-C4'	9.97	117.88	109.90
27	A0	19	G	O4'-C1'-N9	9.97	116.17	108.20
67	B1	327	G	O4'-C1'-N9	9.97	116.17	108.20
21	A2	111	G	O4'-C1'-N9	9.96	116.17	108.20
21	A2	400	G	O4'-C1'-N9	9.96	116.17	108.20
21	A2	528	G	P-O3'-C3'	9.97	131.66	119.70
18	AF	5	TRP	CA-CB-CG	9.96	132.63	113.70
21	A2	26	A	P-O5'-C5'	9.96	136.84	120.90
67	B1	1400	U	O4'-C1'-N1	9.96	116.17	108.20
67	B1	3033	G	C1'-O4'-C4'	-9.96	101.93	109.90
67	B1	2662	G	O4'-C1'-C2'	9.96	116.56	107.60
67	B1	2988	A	C1'-O4'-C4'	9.96	117.87	109.90

*Continued on next page...*

*Continued from previous page...*

Mol	Chain	Res	Type	Atoms	Z	Observed(°)	Ideal(°)
21	A2	942	A	O4'-C1'-N9	9.96	116.16	108.20
67	B1	905	G	C1'-O4'-C4'	-9.96	101.94	109.90
67	B1	1484	U	P-O5'-C5'	9.96	136.83	120.90
68	B3	67	U	O4'-C1'-C2'	-9.95	95.85	105.80
67	B1	1342	G	O4'-C1'-N9	9.95	116.16	108.20
67	B1	1513	G	C3'-C2'-C1'	-9.95	93.54	101.50
21	A2	794	A	C1'-O4'-C4'	-9.95	101.94	109.90
67	B1	426	G	O4'-C1'-C2'	9.95	116.56	107.60
27	A0	41	C	N1-C1'-C2'	9.95	126.93	114.00
67	B1	817	G	O4'-C1'-N9	-9.95	100.24	108.20
67	B1	1869	U	O4'-C1'-N1	9.95	116.16	108.20
67	B1	1263	C	N1-C1'-C2'	9.95	126.93	114.00
21	A2	192	G	O4'-C1'-C2'	9.94	116.55	107.60
21	A2	598	U	O4'-C1'-N1	9.95	116.16	108.20
53	BD	180	ARG	NE-CZ-NH1	9.95	125.27	120.30
67	B1	2206	G	C1'-O4'-C4'	-9.95	101.94	109.90
21	A2	904	G	O4'-C1'-C2'	-9.94	95.86	105.80
21	A2	1035	C	N1-C1'-C2'	9.94	126.93	114.00
67	B1	1632	U	O4'-C1'-N1	9.94	116.15	108.20
67	B1	1220	U	O4'-C1'-N1	9.94	116.15	108.20
67	B1	2152	G	C1'-O4'-C4'	9.94	117.85	109.90
21	A2	705	C	C3'-C2'-C1'	9.94	109.45	101.50
21	A2	847	A	O4'-C1'-C2'	9.94	116.54	107.60
52	BB	54	ARG	NE-CZ-NH2	-9.93	115.34	120.30
67	B1	638	A	N1-C6-N6	9.93	124.56	118.60
67	B1	1547	U	O4'-C1'-C2'	-9.93	95.87	105.80
21	A2	328	G	C4'-C3'-C2'	-9.93	92.67	102.60
67	B1	406	G	P-O3'-C3'	9.93	131.61	119.70
67	B1	696	G	O4'-C1'-N9	9.92	116.14	108.20
11	A1	25	G	O4'-C1'-C2'	-9.92	95.88	105.80
11	A1	53	G	O4'-C1'-N9	9.92	116.14	108.20
21	A2	309	A	O4'-C1'-C2'	-9.92	95.88	105.80
67	B1	1346	G	O4'-C1'-N9	9.92	116.14	108.20
67	B1	2099	G	O4'-C1'-C2'	9.92	116.53	107.60
67	B1	1200	A	O4'-C1'-C2'	-9.92	95.88	105.80
67	B1	1385	C	O4'-C1'-N1	9.92	116.14	108.20
10	AD	27	ARG	NE-CZ-NH2	9.92	125.26	120.30
11	A1	21	G	O4'-C1'-N9	9.92	116.13	108.20
59	BM	71	ARG	NE-CZ-NH2	9.92	125.26	120.30
67	B1	1682	C	N1-C1'-C2'	9.92	126.89	114.00
67	B1	3022	C	C1'-O4'-C4'	-9.92	101.97	109.90
21	A2	1042	U	O4'-C1'-N1	9.91	116.13	108.20

*Continued on next page...*

*Continued from previous page...*

Mol	Chain	Res	Type	Atoms	Z	Observed(°)	Ideal(°)
67	B1	478	C	C3'-C2'-C1'	9.91	109.43	101.50
67	B1	1080	G	N9-C1'-C2'	-9.91	101.09	112.00
67	B1	2024	A	O4'-C1'-C2'	-9.91	95.89	105.80
67	B1	1806	C	O4'-C1'-N1	9.91	116.13	108.20
21	A2	424	U	O4'-C1'-C2'	9.90	116.52	107.60
54	BF	37	ARG	NE-CZ-NH1	9.90	125.25	120.30
67	B1	436	C	C3'-C2'-C1'	9.90	109.42	101.50
67	B1	1601	G	O3'-P-O5'	-9.90	85.18	104.00
67	B1	2529	G	N9-C1'-C2'	9.90	126.88	114.00
21	A2	540	G	N9-C1'-C2'	-9.90	101.11	112.00
67	B1	2428	C	O4'-C1'-N1	9.90	116.12	108.20
67	B1	544	A	C3'-C2'-C1'	9.90	109.42	101.50
67	B1	1048	C	C1'-O4'-C4'	-9.90	101.98	109.90
67	B1	2417	G	O4'-C1'-N9	9.90	116.12	108.20
67	B1	1958	A	C1'-O4'-C4'	9.90	117.82	109.90
21	A2	728	G	O4'-C1'-N9	9.90	116.12	108.20
67	B1	2612	A	O4'-C1'-C2'	-9.90	95.90	105.80
67	B1	2190	A	O4'-C1'-N9	9.90	116.12	108.20
67	B1	2575	U	C1'-O4'-C4'	-9.90	101.98	109.90
1	AQ	58	TYR	CB-CG-CD1	-9.89	115.06	121.00
21	A2	583	G	N9-C1'-C2'	9.89	126.86	114.00
67	B1	2879	G	O4'-C1'-C2'	-9.89	95.91	105.80
67	B1	2752	U	O4'-C1'-N1	9.89	116.11	108.20
21	A2	1095	C	C1'-O4'-C4'	-9.88	101.99	109.90
67	B1	236	G	O4'-C1'-C2'	9.88	116.50	107.60
67	B1	239	G	O4'-C1'-C2'	9.88	116.50	107.60
67	B1	2935	A	P-O3'-C3'	9.88	131.56	119.70
21	A2	1485	G	O4'-C1'-N9	9.88	116.11	108.20
53	BD	90	ARG	NE-CZ-NH2	-9.88	115.36	120.30
67	B1	867	C	O4'-C1'-C2'	-9.88	95.92	105.80
67	B1	947	C	O4'-C1'-C2'	-9.88	95.92	105.80
67	B1	1449	C	C3'-C2'-C1'	9.88	109.40	101.50
67	B1	2245	C	C3'-C2'-C1'	9.88	109.41	101.50
67	B1	76	C	C1'-O4'-C4'	9.88	117.80	109.90
29	AL	59	ALA	CB-CA-C	9.88	124.91	110.10
67	B1	2440	C	O4'-C1'-N1	9.87	116.10	108.20
67	B1	2801	G	C1'-O4'-C4'	-9.88	102.00	109.90
21	A2	919	U	C3'-C2'-C1'	9.87	109.40	101.50
21	A2	1005	G	C3'-C2'-C1'	-9.87	93.60	101.50
67	B1	2396	G	C3'-C2'-C1'	9.87	109.40	101.50
67	B1	2672	A	C3'-C2'-C1'	9.87	109.40	101.50
67	B1	324	C	C3'-C2'-C1'	9.87	109.39	101.50

*Continued on next page...*

*Continued from previous page...*

Mol	Chain	Res	Type	Atoms	Z	Observed(°)	Ideal(°)
25	AH	73	ARG	NE-CZ-NH2	-9.86	115.37	120.30
68	B3	44	C	O4'-C1'-N1	9.86	116.09	108.20
27	A0	18	G	P-O3'-C3'	-9.86	107.87	119.70
67	B1	2374	C	O4'-C1'-N1	9.86	116.09	108.20
67	B1	16	G	O4'-C1'-N9	9.86	116.09	108.20
21	A2	1206	G	O4'-C1'-N9	9.86	116.09	108.20
67	B1	2907	C	P-O3'-C3'	-9.86	107.87	119.70
21	A2	1195	U	N1-C1'-C2'	9.86	126.81	114.00
67	B1	1654	G	O4'-C1'-N9	9.86	116.08	108.20
67	B1	2337	G	N9-C1'-C2'	9.86	126.81	114.00
67	B1	3041	U	P-O3'-C3'	9.86	131.53	119.70
27	A0	73	G	O4'-C1'-N9	9.85	116.08	108.20
67	B1	2549	A	O4'-C1'-C2'	-9.85	95.95	105.80
6	AC	147	TYR	CB-CG-CD2	-9.85	115.09	121.00
37	BU	36	ARG	NE-CZ-NH2	-9.85	115.37	120.30
67	B1	990	G	O4'-C1'-C2'	9.85	116.46	107.60
67	B1	2271	G	O4'-C1'-N9	9.85	116.08	108.20
67	B1	2546	G	C3'-C2'-C1'	9.85	109.38	101.50
21	A2	1064	C	C1'-O4'-C4'	-9.85	102.02	109.90
67	B1	2730	U	C1'-O4'-C4'	9.85	117.78	109.90
21	A2	378	A	O4'-C1'-N9	9.84	116.08	108.20
67	B1	1485	A	C3'-C2'-C1'	9.84	109.37	101.50
67	B1	2554	A	N9-C1'-C2'	-9.84	101.17	112.00
21	A2	611	A	O4'-C1'-N9	9.84	116.07	108.20
67	B1	1483	U	C3'-C2'-C1'	9.84	109.37	101.50
67	B1	1554	G	N9-C1'-C2'	9.84	126.79	114.00
21	A2	440	C	C5'-C4'-C3'	-9.84	100.26	116.00
67	B1	286	G	O4'-C1'-N9	9.84	116.07	108.20
11	A1	22	A	N9-C1'-C2'	9.83	126.78	114.00
21	A2	551	U	N1-C1'-C2'	9.83	126.78	114.00
21	A2	1292	A	C1'-O4'-C4'	9.83	117.76	109.90
21	A2	1079	G	O4'-C1'-C2'	-9.83	95.97	105.80
11	A1	68	C	O4'-C1'-N1	9.82	116.06	108.20
67	B1	937	A	C1'-O4'-C4'	-9.82	102.04	109.90
67	B1	2209	U	N1-C1'-C2'	-9.82	101.19	112.00
21	A2	369	A	P-O5'-C5'	9.82	136.61	120.90
21	A2	1336	U	O4'-C1'-C2'	-9.82	95.98	105.80
67	B1	576	G	C1'-O4'-C4'	-9.82	102.04	109.90
67	B1	2617	G	C3'-C2'-C1'	9.82	109.36	101.50
67	B1	67	U	O4'-C1'-N1	9.82	116.06	108.20
21	A2	867	A	C1'-O4'-C4'	9.82	117.75	109.90
67	B1	1438	C	C3'-C2'-C1'	9.81	109.35	101.50

*Continued on next page...*

*Continued from previous page...*

Mol	Chain	Res	Type	Atoms	Z	Observed(°)	Ideal(°)
21	A2	617	A	O4'-C1'-C2'	-9.81	95.99	105.80
67	B1	226	C	C3'-C2'-C1'	9.81	109.35	101.50
67	B1	2280	G	O4'-C1'-N9	9.81	116.05	108.20
67	B1	2754	A	P-O5'-C5'	9.81	136.60	120.90
67	B1	1096	A	C4'-C3'-C2'	-9.81	92.79	102.60
67	B1	1979	G	O4'-C1'-N9	9.81	116.05	108.20
67	B1	2761	G	O4'-C1'-C2'	-9.81	95.99	105.80
67	B1	2961	A	C1'-O4'-C4'	9.80	117.74	109.90
67	B1	486	A	C1'-O4'-C4'	9.80	117.74	109.90
67	B1	1076	G	N9-C1'-C2'	-9.80	101.22	112.00
21	A2	659	U	O4'-C1'-N1	9.80	116.04	108.20
21	A2	1019	A	C3'-C2'-C1'	9.80	109.34	101.50
67	B1	371	U	C3'-C2'-C1'	9.80	109.34	101.50
21	A2	181	G	O4'-C1'-C2'	9.79	116.42	107.60
67	B1	277	A	O4'-C1'-N9	-9.79	100.36	108.20
21	A2	1485	G	P-O3'-C3'	-9.79	107.95	119.70
51	Bj	33	LEU	CB-CG-CD1	9.79	127.65	111.00
44	BW	22	ARG	NE-CZ-NH1	9.79	125.19	120.30
67	B1	781	C	O4'-C1'-N1	9.79	116.03	108.20
21	A2	31	U	O4'-C1'-C2'	-9.79	96.01	105.80
67	B1	2108	U	O4'-C1'-N1	9.79	116.03	108.20
66	B1	61	ARG	NE-CZ-NH1	9.79	125.19	120.30
67	B1	1577	C	O4'-C1'-C2'	-9.79	96.01	105.80
67	B1	3031	U	N1-C1'-C2'	9.79	126.72	114.00
21	A2	814	C	N1-C1'-C2'	9.78	126.72	114.00
67	B1	130	G	C3'-C2'-C1'	9.78	109.33	101.50
67	B1	526	C	O4'-C1'-N1	9.78	116.03	108.20
68	B3	119	C	O4'-C1'-C2'	-9.78	96.02	105.80
21	A2	1345	G	C3'-C2'-C1'	-9.78	93.68	101.50
27	A0	35	U	C3'-C2'-C1'	9.78	109.32	101.50
67	B1	2318	G	C1'-O4'-C4'	-9.78	102.08	109.90
67	B1	251	C	C1'-O4'-C4'	-9.77	102.08	109.90
67	B1	2655	C	O4'-C1'-N1	9.77	116.02	108.20
67	B1	2765	C	N1-C1'-C2'	9.77	126.70	114.00
21	A2	557	G	O4'-C1'-N9	9.77	116.02	108.20
12	AN	96	PHE	CB-CG-CD2	-9.77	113.96	120.80
21	A2	403	C	O4'-C1'-N1	9.77	116.02	108.20
67	B1	1956	G	C3'-C2'-C1'	-9.77	93.68	101.50
67	B1	2969	G	C1'-O4'-C4'	-9.77	102.08	109.90
67	B1	278	C	O4'-C1'-C2'	9.77	116.39	107.60
67	B1	1951	G	N9-C1'-C2'	-9.76	101.26	112.00
21	A2	200	G	C1'-O4'-C4'	9.76	117.71	109.90

*Continued on next page...*

*Continued from previous page...*

Mol	Chain	Res	Type	Atoms	Z	Observed(°)	Ideal(°)
21	A2	1016	G	O4'-C1'-N9	9.76	116.01	108.20
43	Bk	42	ARG	NE-CZ-NH2	9.76	125.18	120.30
67	B1	2078	A	N9-C1'-C2'	-9.76	101.27	112.00
21	A2	201	G	C1'-O4'-C4'	9.75	117.70	109.90
21	A2	1490	C	C3'-C2'-C1'	9.75	109.30	101.50
38	Bb	41	ARG	NE-CZ-NH2	-9.75	115.42	120.30
67	B1	2473	C	C3'-C2'-C1'	9.75	109.30	101.50
67	B1	2308	C	N1-C1'-C2'	9.75	126.67	114.00
67	B1	2345	U	C1'-O4'-C4'	-9.75	102.10	109.90
21	A2	820	G	O4'-C1'-C2'	9.75	116.37	107.60
67	B1	2042	A	O4'-C1'-N9	9.75	116.00	108.20
21	A2	842	U	C1'-O4'-C4'	9.75	117.70	109.90
67	B1	2270	G	C4'-C3'-C2'	-9.75	92.85	102.60
67	B1	1650	U	O4'-C1'-N1	9.74	116.00	108.20
21	A2	466	C	C1'-O4'-C4'	-9.74	102.11	109.90
15	AE	184	TYR	CB-CG-CD1	-9.74	115.16	121.00
21	A2	157	A	C3'-C2'-C1'	9.74	109.29	101.50
67	B1	2630	C	O4'-C1'-C2'	9.74	116.36	107.60
21	A2	1457	A	N9-C1'-C2'	9.73	126.66	114.00
21	A2	413	G	O4'-C1'-N9	9.73	115.99	108.20
21	A2	387	G	N9-C1'-C2'	9.73	126.65	114.00
21	A2	1281	U	O4'-C1'-N1	9.73	115.98	108.20
67	B1	188	A	C1'-O4'-C4'	9.73	117.69	109.90
67	B1	816	C	O4'-C1'-N1	9.73	115.99	108.20
67	B1	1868	C	O4'-C1'-C2'	-9.73	96.07	105.80
68	B3	43	C	O4'-C1'-C2'	-9.73	96.07	105.80
67	B1	58	G	C1'-O4'-C4'	-9.73	102.12	109.90
67	B1	250	G	O4'-C1'-N9	9.73	115.98	108.20
67	B1	2076	A	C1'-O4'-C4'	-9.73	102.12	109.90
21	A2	228	G	C1'-O4'-C4'	9.73	117.68	109.90
21	A2	539	C	C3'-C2'-C1'	9.73	109.28	101.50
21	A2	25	C	O4'-C1'-N1	9.72	115.98	108.20
21	A2	1144	G	P-O3'-C3'	-9.72	108.03	119.70
7	AB	161	ARG	NE-CZ-NH1	-9.72	115.44	120.30
67	B1	934	G	C1'-O4'-C4'	-9.72	102.12	109.90
67	B1	1422	G	O4'-C1'-N9	9.72	115.98	108.20
52	BB	84	TYR	CB-CG-CD2	-9.72	115.17	121.00
21	A2	657	A	O4'-C1'-C2'	-9.72	96.08	105.80
21	A2	945	G	C1'-O4'-C4'	-9.71	102.13	109.90
67	B1	1932	G	O4'-C1'-C2'	-9.71	96.08	105.80
67	B1	2486	A	O4'-C1'-C2'	-9.72	96.08	105.80
67	B1	1470	C	C1'-O4'-C4'	-9.71	102.13	109.90

*Continued on next page...*

*Continued from previous page...*

Mol	Chain	Res	Type	Atoms	Z	Observed(°)	Ideal(°)
67	B1	2407	G	O4'-C1'-C2'	9.71	116.34	107.60
67	B1	10	C	O4'-C1'-N1	9.71	115.97	108.20
67	B1	1308	G	C1'-O4'-C4'	-9.71	102.13	109.90
67	B1	1580	G	C3'-C2'-C1'	-9.71	93.73	101.50
21	A2	1045	A	O4'-C1'-N9	9.71	115.97	108.20
21	A2	1416	C	N1-C1'-C2'	-9.71	101.32	112.00
67	B1	301	G	O4'-C1'-C2'	-9.71	96.09	105.80
67	B1	1236	C	O4'-C1'-N1	9.71	115.97	108.20
67	B1	1396	A	C3'-C2'-C1'	9.71	109.27	101.50
67	B1	889	C	O4'-C1'-C2'	-9.71	96.09	105.80
67	B1	1719	C	P-O3'-C3'	9.71	131.35	119.70
21	A2	1317	G	O4'-C1'-N9	9.71	115.97	108.20
67	B1	1803	U	O4'-C1'-N1	9.71	115.96	108.20
52	BB	233	ARG	NE-CZ-NH2	-9.70	115.45	120.30
67	B1	2422	G	N9-C1'-C2'	9.70	126.61	114.00
67	B1	1712	U	O4'-C1'-N1	9.70	115.96	108.20
21	A2	142	G	O4'-C1'-N9	9.70	115.96	108.20
21	A2	197	A	P-O5'-C5'	9.70	136.42	120.90
67	B1	825	C	C3'-C2'-C1'	9.70	109.26	101.50
67	B1	2575	U	O4'-C1'-C2'	9.70	116.33	107.60
67	B1	2652	G	O4'-C1'-N9	9.70	115.96	108.20
21	A2	718	G	O4'-C1'-C2'	9.70	116.33	107.60
21	A2	1011	C	O4'-C1'-N1	9.70	115.96	108.20
21	A2	1150	G	O4'-C1'-N9	9.69	115.95	108.20
67	B1	147	C	N1-C1'-C2'	9.69	126.60	114.00
67	B1	225	C	N1-C1'-C2'	9.69	126.60	114.00
21	A2	671	C	O4'-C1'-C2'	-9.69	96.11	105.80
67	B1	215	A	P-O3'-C3'	9.69	131.32	119.70
60	BS	133	PHE	CB-CG-CD1	9.69	127.58	120.80
67	B1	1604	G	C3'-C2'-C1'	-9.69	93.75	101.50
67	B1	2152	G	O4'-C1'-N9	9.69	115.95	108.20
67	B1	2414	G	O4'-C1'-N9	9.69	115.95	108.20
67	B1	439	G	C3'-C2'-C1'	9.68	109.25	101.50
67	B1	695	G	O4'-C1'-N9	9.68	115.95	108.20
67	B1	2584	A	O4'-C1'-N9	9.68	115.95	108.20
67	B1	1574	A	C3'-C2'-C1'	9.68	109.25	101.50
67	B1	2335	G	C1'-O4'-C4'	-9.68	102.16	109.90
21	A2	894	A	O4'-C1'-N9	9.68	115.94	108.20
67	B1	2594	U	C1'-O4'-C4'	-9.68	102.16	109.90
43	Bk	107	ARG	CB-CA-C	-9.68	91.05	110.40
67	B1	83	G	O3'-P-O5'	-9.68	85.61	104.00
67	B1	1657	G	N1-C6-O6	9.68	125.70	119.90

*Continued on next page...*

*Continued from previous page...*

Mol	Chain	Res	Type	Atoms	Z	Observed(°)	Ideal(°)
67	B1	2328	G	O4'-C1'-N9	9.68	115.94	108.20
67	B1	2573	C	O4'-C1'-C2'	-9.68	96.12	105.80
67	B1	2816	C	O4'-C1'-N1	9.68	115.94	108.20
21	A2	1469	G	O4'-C1'-C2'	9.67	116.31	107.60
67	B1	65	G	O4'-C1'-N9	9.67	115.94	108.20
67	B1	942	U	O4'-C1'-N1	9.67	115.94	108.20
67	B1	2379	G	O4'-C1'-N9	9.67	115.94	108.20
21	A2	438	A	P-O3'-C3'	-9.67	108.10	119.70
21	A2	825	C	N1-C1'-C2'	9.67	126.57	114.00
67	B1	437	G	C1'-O4'-C4'	9.67	117.64	109.90
67	B1	1251	G	O4'-C1'-C2'	-9.67	96.13	105.80
21	A2	643	G	N9-C1'-C2'	9.67	126.57	114.00
21	A2	1307	G	P-O3'-C3'	9.67	131.30	119.70
53	BD	91	ARG	C-N-CA	9.67	145.87	121.70
67	B1	98	G	O4'-C1'-N9	9.67	115.93	108.20
67	B1	2266	C	O4'-C1'-C2'	-9.67	96.13	105.80
67	B1	459	C	O4'-C1'-C2'	-9.66	96.14	105.80
21	A2	1224	U	O4'-C1'-N1	9.66	115.93	108.20
27	A0	14	A	O4'-C1'-C2'	-9.66	96.14	105.80
67	B1	124	C	N1-C1'-C2'	9.66	126.55	114.00
67	B1	2017	A	O4'-C1'-N9	9.66	115.93	108.20
7	AB	5	TYR	CB-CG-CD2	-9.65	115.21	121.00
21	A2	318	C	O4'-C1'-N1	9.65	115.92	108.20
53	BD	83	VAL	O-C-N	9.65	139.44	121.10
67	B1	3049	C	O4'-C1'-C2'	-9.65	96.14	105.80
67	B1	1186	G	O4'-C1'-N9	-9.65	100.48	108.20
21	A2	1379	G	O4'-C1'-N9	9.65	115.92	108.20
67	B1	753	A	P-O3'-C3'	9.65	131.28	119.70
67	B1	2496	G	O4'-C1'-N9	9.65	115.92	108.20
11	A1	28	C	C3'-C2'-C1'	9.64	109.22	101.50
67	B1	2093	A	O4'-C1'-N9	9.64	115.92	108.20
21	A2	1405	C	O4'-C1'-C2'	-9.64	96.16	105.80
67	B1	2354	A	O4'-C1'-N9	9.64	115.91	108.20
21	A2	152	G	P-O3'-C3'	9.64	131.27	119.70
67	B1	428	A	O4'-C1'-C2'	-9.64	96.16	105.80
67	B1	730	C	C3'-C2'-C1'	9.64	109.21	101.50
67	B1	1077	G	C3'-C2'-C1'	-9.64	93.79	101.50
21	A2	673	C	N1-C1'-C2'	9.64	126.53	114.00
21	A2	1323	A	C3'-C2'-C1'	9.64	109.21	101.50
67	B1	2262	C	C3'-C2'-C1'	9.64	109.21	101.50
67	B1	1542	U	P-O3'-C3'	9.63	131.26	119.70
67	B1	2083	G	O4'-C1'-N9	9.63	115.91	108.20

*Continued on next page...*



*Continued from previous page...*

Mol	Chain	Res	Type	Atoms	Z	Observed(°)	Ideal(°)
68	B3	115	C	C3'-C2'-C1'	9.64	109.21	101.50
17	AO	9	ARG	NE-CZ-NH1	-9.63	115.48	120.30
21	A2	177	A	C1'-O4'-C4'	9.63	117.61	109.90
21	A2	1027	C	O4'-C1'-N1	9.63	115.91	108.20
67	B1	819	U	O4'-C1'-C2'	-9.63	96.17	105.80
64	Bc	15	GLU	CA-CB-CG	9.63	134.58	113.40
67	B1	3041	U	C3'-C2'-C1'	9.63	109.20	101.50
21	A2	1285	C	O4'-C1'-N1	9.62	115.90	108.20
67	B1	1473	C	C1'-O4'-C4'	-9.62	102.20	109.90
68	B3	122	C	P-O3'-C3'	9.62	131.25	119.70
67	B1	2632	C	O4'-C1'-C2'	-9.62	96.18	105.80
21	A2	1162	G	C3'-C2'-C1'	9.62	109.20	101.50
21	A2	108	G	C1'-O4'-C4'	-9.62	102.20	109.90
21	A2	440	C	O4'-C1'-C2'	-9.62	96.18	105.80
21	A2	822	A	C3'-C2'-C1'	9.62	109.19	101.50
67	B1	1452	G	C3'-C2'-C1'	-9.62	93.81	101.50
67	B1	2657	A	O4'-C1'-N9	9.62	115.89	108.20
67	B1	165	G	C1'-O4'-C4'	-9.61	102.21	109.90
67	B1	1039	C	P-O3'-C3'	9.61	131.23	119.70
67	B1	1573	A	O4'-C1'-N9	9.61	115.89	108.20
67	B1	2489	C	C3'-C2'-C1'	9.61	109.19	101.50
67	B1	697	U	O4'-C1'-C2'	-9.61	96.19	105.80
67	B1	1630	U	O4'-C1'-C2'	-9.60	96.20	105.80
67	B1	2598	C	N1-C1'-C2'	9.60	126.48	114.00
21	A2	832	G	O4'-C1'-C2'	9.60	116.24	107.60
21	A2	1459	G	P-O3'-C3'	9.60	131.22	119.70
67	B1	1078	G	O4'-C1'-N9	9.60	115.88	108.20
67	B1	2192	G	O4'-C1'-N9	9.60	115.88	108.20
21	A2	648	A	N9-C1'-C2'	9.59	126.47	114.00
21	A2	1357	C	O4'-C1'-N1	9.59	115.87	108.20
25	AH	43	LEU	N-CA-CB	-9.59	91.22	110.40
30	AU	76	TYR	CB-CG-CD1	9.59	126.75	121.00
67	B1	1221	U	O4'-C1'-N1	9.59	115.87	108.20
67	B1	2078	A	C1'-O4'-C4'	9.59	117.58	109.90
21	A2	93	A	N9-C1'-C2'	9.59	126.47	114.00
21	A2	239	A	P-O3'-C3'	9.59	131.21	119.70
21	A2	1025	U	O4'-C1'-N1	9.59	115.87	108.20
67	B1	1679	U	O4'-C1'-N1	9.59	115.87	108.20
67	B1	1261	C	O4'-C1'-N1	9.59	115.87	108.20
68	B3	74	U	N1-C1'-C2'	9.59	126.47	114.00
67	B1	2877	A	N9-C1'-C2'	9.59	126.46	114.00
21	A2	577	C	C3'-C2'-C1'	9.58	109.17	101.50

*Continued on next page...*

*Continued from previous page...*

Mol	Chain	Res	Type	Atoms	Z	Observed(°)	Ideal(°)
27	A0	73	G	P-O5'-C5'	9.58	136.23	120.90
67	B1	506	G	O4'-C1'-N9	9.58	115.87	108.20
12	AN	124	TYR	CB-CG-CD2	-9.58	115.25	121.00
67	B1	2831	G	O4'-C1'-N9	9.58	115.86	108.20
67	B1	1374	G	C3'-C2'-C1'	-9.58	93.84	101.50
67	B1	1990	U	O4'-C1'-N1	9.58	115.86	108.20
21	A2	1261	U	N1-C1'-C2'	9.57	126.45	114.00
21	A2	1186	C	P-O3'-C3'	9.57	131.19	119.70
67	B1	134	C	O4'-C1'-N1	9.57	115.86	108.20
67	B1	2033	G	C1'-O4'-C4'	9.57	117.56	109.90
67	B1	518	A	C3'-C2'-C1'	9.57	109.16	101.50
67	B1	2545	A	O4'-C4'-C3'	-9.57	94.43	104.00
21	A2	217	C	C3'-C2'-C1'	9.57	109.16	101.50
21	A2	1083	G	N1-C6-O6	9.57	125.64	119.90
30	AU	83	ARG	NE-CZ-NH1	9.57	125.08	120.30
28	B6	68	TYR	CB-CG-CD2	-9.57	115.26	121.00
67	B1	605	A	C3'-C2'-C1'	9.57	109.15	101.50
67	B1	300	U	P-O3'-C3'	9.56	131.18	119.70
67	B1	538	G	P-O5'-C5'	-9.56	105.60	120.90
67	B1	1509	C	P-O3'-C3'	9.56	131.18	119.70
21	A2	747	U	P-O3'-C3'	9.56	131.18	119.70
21	A2	270	A	O4'-C1'-N9	9.56	115.85	108.20
21	A2	608	G	O4'-C1'-N9	9.56	115.85	108.20
67	B1	565	A	N9-C1'-C2'	-9.56	101.48	112.00
21	A2	238	G	C1'-O4'-C4'	9.56	117.55	109.90
21	A2	547	U	C1'-O4'-C4'	-9.56	102.25	109.90
21	A2	1022	U	C1'-O4'-C4'	9.56	117.55	109.90
67	B1	919	G	C3'-C2'-C1'	9.56	109.15	101.50
17	AO	89	ARG	NE-CZ-NH2	-9.56	115.52	120.30
67	B1	835	G	C1'-O4'-C4'	-9.56	102.25	109.90
21	A2	407	G	C5'-C4'-C3'	9.55	131.28	116.00
11	A1	59	A	P-O3'-C3'	9.55	131.16	119.70
21	A2	1149	C	C3'-C2'-C1'	9.55	109.14	101.50
54	BF	39	PHE	CB-CG-CD2	-9.55	114.11	120.80
67	B1	1989	G	O4'-C1'-C2'	9.55	116.19	107.60
10	AD	33	TYR	CB-CG-CD1	9.55	126.73	121.00
21	A2	1308	U	N1-C1'-C2'	9.55	126.41	114.00
67	B1	2281	A	P-O3'-C3'	9.55	131.16	119.70
21	A2	459	G	P-O3'-C3'	9.55	131.16	119.70
43	Bk	33	MET	O-C-N	9.55	139.24	121.10
43	Bk	42	ARG	CB-CA-C	9.55	129.50	110.40
21	A2	393	A	N9-C1'-C2'	-9.54	101.50	112.00

*Continued on next page...*

*Continued from previous page...*

Mol	Chain	Res	Type	Atoms	Z	Observed(°)	Ideal(°)
28	B6	80	TYR	CB-CG-CD1	-9.54	115.28	121.00
67	B1	59	U	O4'-C1'-N1	9.54	115.83	108.20
67	B1	752	U	O4'-C1'-N1	9.54	115.83	108.20
67	B1	1408	G	P-O5'-C5'	9.54	136.17	120.90
21	A2	1081	C	C1'-O4'-C4'	9.54	117.53	109.90
21	A2	1065	C	O4'-C1'-N1	9.54	115.83	108.20
67	B1	2428	C	P-O3'-C3'	-9.54	108.25	119.70
21	A2	1068	C	O4'-C1'-N1	9.54	115.83	108.20
67	B1	2503	C	O4'-C1'-C2'	-9.54	96.26	105.80
67	B1	857	U	N1-C1'-C2'	9.53	126.39	114.00
67	B1	1567	C	O4'-C4'-C3'	-9.54	94.47	104.00
67	B1	3037	G	C3'-C2'-C1'	9.54	109.13	101.50
67	B1	392	G	C1'-O4'-C4'	-9.53	102.28	109.90
67	B1	741	G	C3'-C2'-C1'	9.53	109.12	101.50
67	B1	751	U	N1-C1'-C2'	-9.53	101.52	112.00
67	B1	1578	C	O4'-C1'-C2'	-9.53	96.27	105.80
21	A2	579	U	O4'-C1'-N1	9.53	115.82	108.20
21	A2	1199	A	O4'-C1'-N9	9.53	115.82	108.20
67	B1	162	G	N9-C1'-C2'	9.53	126.38	114.00
67	B1	431	U	C3'-C2'-C1'	9.53	109.12	101.50
67	B1	1937	A	O4'-C1'-N9	9.53	115.82	108.20
67	B1	1181	C	N1-C1'-C2'	9.53	126.38	114.00
67	B1	1939	C	C3'-C2'-C1'	9.53	109.12	101.50
21	A2	127	G	C3'-C2'-C1'	9.52	109.12	101.50
21	A2	974	G	C3'-C2'-C1'	9.52	109.12	101.50
67	B1	7	G	N1-C6-O6	9.52	125.61	119.90
67	B1	3049	C	C3'-C2'-C1'	9.52	109.11	101.50
67	B1	1569	A	O4'-C1'-C2'	-9.52	96.28	105.80
15	AE	40	ARG	NE-CZ-NH1	9.51	125.06	120.30
67	B1	2173	U	O4'-C1'-C2'	-9.51	96.29	105.80
68	B3	93	G	C1'-O4'-C4'	-9.51	102.29	109.90
19	AS	20	TYR	CB-CG-CD2	9.51	126.70	121.00
21	A2	1378	A	C1'-O4'-C4'	9.51	117.51	109.90
67	B1	179	A	N9-C1'-C2'	9.51	126.36	114.00
21	A2	516	A	P-O3'-C3'	9.50	131.10	119.70
66	B1	21	PHE	CB-CG-CD2	-9.50	114.15	120.80
17	AO	110	ARG	NE-CZ-NH1	-9.50	115.55	120.30
21	A2	1004	U	N1-C1'-C2'	9.50	126.35	114.00
67	B1	1112	G	O4'-C1'-N9	9.50	115.80	108.20
21	A2	62	G	N9-C1'-C2'	9.50	126.34	114.00
67	B1	322	C	O4'-C1'-N1	9.50	115.80	108.20
21	A2	616	G	O4'-C1'-N9	9.49	115.80	108.20

*Continued on next page...*

*Continued from previous page...*

Mol	Chain	Res	Type	Atoms	Z	Observed(°)	Ideal(°)
21	A2	1381	G	O4'-C1'-N9	9.49	115.80	108.20
46	BA	98	ARG	NE-CZ-NH2	9.49	125.05	120.30
67	B1	745	C	C1'-O4'-C4'	-9.49	102.31	109.90
67	B1	2826	U	P-O3'-C3'	9.49	131.09	119.70
67	B1	926	C	O4'-C1'-C2'	-9.49	96.31	105.80
67	B1	2574	G	C1'-O4'-C4'	9.49	117.49	109.90
67	B1	797	C	O4'-C1'-C2'	-9.49	96.31	105.80
21	A2	393	A	C1'-O4'-C4'	9.48	117.49	109.90
21	A2	17	C	C3'-C2'-C1'	9.48	109.09	101.50
67	B1	120	G	O4'-C1'-C2'	9.48	116.14	107.60
67	B1	76	C	O4'-C1'-N1	9.48	115.78	108.20
67	B1	2293	G	O4'-C1'-C2'	-9.48	96.32	105.80
54	BF	97	PHE	CB-CG-CD1	-9.48	114.16	120.80
67	B1	447	G	O4'-C1'-C2'	9.48	116.13	107.60
67	B1	768	C	C1'-O4'-C4'	-9.48	102.32	109.90
67	B1	1380	G	O4'-C1'-C2'	-9.48	96.32	105.80
21	A2	1339	G	C1'-O4'-C4'	-9.48	102.32	109.90
67	B1	1519	G	C1'-O4'-C4'	9.48	117.48	109.90
67	B1	3027	C	C1'-O4'-C4'	-9.48	102.32	109.90
67	B1	2003	C	N1-C1'-C2'	9.47	126.32	114.00
21	A2	966	G	O4'-C1'-C2'	-9.47	96.33	105.80
40	BE	163	ARG	NE-CZ-NH2	9.47	125.04	120.30
67	B1	8	G	N1-C6-O6	9.47	125.58	119.90
67	B1	18	C	O4'-C1'-C2'	-9.47	96.33	105.80
21	A2	703	U	N1-C1'-C2'	-9.47	101.59	112.00
67	B1	1650	U	N1-C1'-C2'	9.47	126.31	114.00
67	B1	2944	G	O4'-C1'-N9	9.46	115.77	108.20
2	AK	130	ARG	NE-CZ-NH1	9.46	125.03	120.30
67	B1	258	C	O4'-C1'-N1	9.46	115.77	108.20
67	B1	329	G	N1-C6-O6	9.46	125.58	119.90
67	B1	744	G	N9-C1'-C2'	9.46	126.30	114.00
67	B1	2872	G	O4'-C1'-N9	9.46	115.77	108.20
21	A2	718	G	C1'-O4'-C4'	-9.46	102.33	109.90
21	A2	985	C	O4'-C1'-N1	9.46	115.77	108.20
67	B1	447	G	C1'-O4'-C4'	-9.46	102.33	109.90
21	A2	196	G	C3'-C2'-C1'	9.46	109.06	101.50
21	A2	37	G	O4'-C1'-N9	9.45	115.76	108.20
67	B1	809	A	C1'-O4'-C4'	9.46	117.46	109.90
67	B1	2313	G	O4'-C1'-C2'	-9.46	96.34	105.80
67	B1	2798	U	O4'-C1'-N1	9.45	115.76	108.20
21	A2	296	A	O4'-C1'-N9	9.45	115.76	108.20
21	A2	1324	U	P-O3'-C3'	9.45	131.04	119.70

*Continued on next page...*

*Continued from previous page...*

Mol	Chain	Res	Type	Atoms	Z	Observed(°)	Ideal(°)
67	B1	1133	U	O4'-C1'-N1	9.45	115.76	108.20
67	B1	293	G	C1'-O4'-C4'	9.45	117.46	109.90
21	A2	348	C	C1'-O4'-C4'	-9.45	102.34	109.90
21	A2	485	A	P-O3'-C3'	9.45	131.03	119.70
67	B1	2975	A	O4'-C1'-N9	9.45	115.76	108.20
21	A2	610	G	C1'-O4'-C4'	-9.45	102.34	109.90
67	B1	1571	G	P-O3'-C3'	9.45	131.03	119.70
67	B1	3014	U	O4'-C1'-N1	9.45	115.76	108.20
67	B1	132	G	O4'-C1'-N9	9.44	115.75	108.20
67	B1	2450	A	P-O3'-C3'	9.44	131.03	119.70
68	B3	96	C	O4'-C1'-C2'	-9.44	96.36	105.80
21	A2	439	G	P-O3'-C3'	9.44	131.03	119.70
21	A2	803	C	N1-C1'-C2'	9.44	126.27	114.00
32	BO	191	ARG	NE-CZ-NH1	9.44	125.02	120.30
29	AL	33	ARG	NE-CZ-NH2	-9.44	115.58	120.30
21	A2	1144	G	C3'-C2'-C1'	9.44	109.05	101.50
21	A2	1164	A	C1'-O4'-C4'	-9.44	102.35	109.90
67	B1	1494	U	O4'-C1'-C2'	-9.44	96.36	105.80
21	A2	42	G	C1'-O4'-C4'	-9.43	102.36	109.90
67	B1	2841	G	O4'-C1'-N9	9.43	115.75	108.20
21	A2	680	C	C1'-O4'-C4'	9.43	117.44	109.90
33	BC	37	ARG	NE-CZ-NH2	-9.43	115.59	120.30
67	B1	956	U	C3'-C2'-C1'	9.43	109.04	101.50
67	B1	1572	C	O4'-C1'-N1	9.43	115.74	108.20
21	A2	724	C	C1'-O4'-C4'	-9.43	102.36	109.90
68	B3	39	C	P-O3'-C3'	9.43	131.01	119.70
20	A3	6	TYR	CB-CG-CD1	9.42	126.65	121.00
21	A2	807	C	N1-C1'-C2'	9.42	126.25	114.00
21	A2	539	C	O4'-C1'-C2'	-9.42	96.38	105.80
67	B1	2689	G	O4'-C1'-N9	9.42	115.74	108.20
67	B1	1802	G	O4'-C1'-C2'	-9.42	96.38	105.80
21	A2	1207	G	C3'-C2'-C1'	-9.42	93.97	101.50
67	B1	158	C	O4'-C1'-C2'	-9.42	96.38	105.80
61	Bd	74	ARG	NE-CZ-NH2	-9.42	115.59	120.30
37	BU	42	ARG	NE-CZ-NH2	-9.41	115.60	120.30
67	B1	2604	G	N9-C1'-C2'	9.41	126.23	114.00
67	B1	1356	A	C3'-C2'-C1'	9.40	109.02	101.50
67	B1	1015	G	N1-C6-O6	9.40	125.54	119.90
67	B1	1719	C	O4'-C1'-N1	9.40	115.72	108.20
21	A2	401	U	O4'-C1'-C2'	-9.40	96.40	105.80
67	B1	2704	A	O4'-C1'-C2'	-9.40	96.40	105.80
67	B1	1751	G	N9-C1'-C2'	9.40	126.22	114.00

*Continued on next page...*

*Continued from previous page...*

Mol	Chain	Res	Type	Atoms	Z	Observed(°)	Ideal(°)
67	B1	1905	G	N9-C1'-C2'	-9.40	101.66	112.00
67	B1	2932	C	C3'-C2'-C1'	9.40	109.02	101.50
21	A2	857	C	C3'-C2'-C1'	9.39	109.01	101.50
21	A2	879	U	O4'-C1'-N1	9.39	115.72	108.20
67	B1	428	A	C1'-O4'-C4'	9.39	117.42	109.90
67	B1	1913	C	N1-C1'-C2'	9.39	126.21	114.00
67	B1	181	U	O4'-C1'-N1	9.39	115.71	108.20
17	AO	108	ARG	NE-CZ-NH2	-9.39	115.61	120.30
67	B1	55	G	C1'-O4'-C4'	9.39	117.41	109.90
67	B1	1134	A	O4'-C1'-N9	-9.39	100.69	108.20
27	A0	36	U	C5'-C4'-O4'	9.38	120.36	109.10
67	B1	1604	G	O4'-C1'-C2'	9.38	116.05	107.60
67	B1	2136	G	C1'-O4'-C4'	-9.38	102.39	109.90
21	A2	28	U	O4'-C1'-N1	9.38	115.71	108.20
67	B1	1019	G	C5-C6-O6	-9.38	122.97	128.60
21	A2	156	A	C3'-C2'-C1'	9.38	109.00	101.50
67	B1	2028	G	C1'-O4'-C4'	-9.38	102.40	109.90
68	B3	111	G	O4'-C1'-C2'	9.38	116.04	107.60
15	AE	217	ASP	CB-CG-OD2	-9.38	109.86	118.30
21	A2	699	C	C1'-O4'-C4'	-9.37	102.40	109.90
21	A2	1093	C	O4'-C1'-C2'	-9.37	96.43	105.80
67	B1	460	C	N1-C1'-C2'	9.37	126.19	114.00
67	B1	519	A	O4'-C1'-C2'	-9.37	96.43	105.80
67	B1	1649	G	O4'-C1'-N9	9.37	115.70	108.20
67	B1	2731	C	C1'-O4'-C4'	9.37	117.40	109.90
67	B1	1234	A	O4'-C1'-C2'	-9.37	96.43	105.80
67	B1	2356	U	O4'-C1'-C2'	-9.37	96.43	105.80
21	A2	1393	A	O4'-C1'-C2'	-9.37	96.43	105.80
67	B1	1906	G	O4'-C1'-C2'	9.37	116.03	107.60
21	A2	1079	G	C1'-O4'-C4'	9.36	117.39	109.90
67	B1	655	C	C3'-C2'-C1'	9.37	108.99	101.50
67	B1	2952	C	O4'-C1'-N1	9.37	115.69	108.20
15	AE	40	ARG	NE-CZ-NH2	-9.36	115.62	120.30
21	A2	530	G	O4'-C1'-N9	9.36	115.69	108.20
21	A2	882	C	O4'-C1'-C2'	-9.36	96.44	105.80
67	B1	993	G	C1'-O4'-C4'	-9.36	102.41	109.90
67	B1	895	C	O4'-C1'-N1	9.36	115.69	108.20
67	B1	1653	U	N1-C1'-C2'	9.36	126.17	114.00
67	B1	1072	U	O4'-C1'-N1	9.36	115.69	108.20
67	B1	673	A	C1'-O4'-C4'	-9.36	102.41	109.90
40	BE	58	ARG	NE-CZ-NH2	-9.35	115.62	120.30
21	A2	166	A	C1'-O4'-C4'	-9.35	102.42	109.90

*Continued on next page...*

*Continued from previous page...*

Mol	Chain	Res	Type	Atoms	Z	Observed(°)	Ideal(°)
27	A0	59	A	C1'-O4'-C4'	9.35	117.38	109.90
21	A2	739	G	C3'-C2'-C1'	-9.35	94.02	101.50
21	A2	949	G	C1'-O4'-C4'	-9.35	102.42	109.90
21	A2	1400	A	P-O3'-C3'	9.35	130.92	119.70
67	B1	1306	A	C3'-C2'-C1'	9.35	108.98	101.50
21	A2	1047	U	C1'-O4'-C4'	-9.35	102.42	109.90
67	B1	2948	A	O4'-C1'-C2'	-9.35	96.45	105.80
67	B1	1444	A	O4'-C1'-N9	9.34	115.67	108.20
67	B1	2061	A	P-O3'-C3'	9.34	130.91	119.70
67	B1	2933	C	O4'-C1'-N1	9.34	115.67	108.20
67	B1	2952	C	C3'-C2'-C1'	-9.34	94.03	101.50
67	B1	569	G	N9-C1'-C2'	9.34	126.14	114.00
21	A2	949	G	O4'-C1'-C2'	9.34	116.00	107.60
67	B1	475	U	N1-C1'-C2'	-9.34	101.73	112.00
67	B1	1412	C	C3'-C2'-C1'	9.34	108.97	101.50
67	B1	1814	A	C1'-O4'-C4'	-9.34	102.43	109.90
67	B1	2234	C	O4'-C1'-C2'	-9.34	96.46	105.80
21	A2	538	C	C3'-C2'-C1'	9.34	108.97	101.50
21	A2	751	C	N1-C1'-C2'	9.34	126.14	114.00
67	B1	2304	C	C3'-C2'-C1'	9.34	108.97	101.50
67	B1	2866	A	C1'-O4'-C4'	-9.34	102.43	109.90
21	A2	580	G	O4'-C1'-C2'	9.33	116.00	107.60
67	B1	972	C	O4'-C1'-N1	9.33	115.67	108.20
67	B1	2654	C	O4'-C1'-C2'	-9.33	96.47	105.80
67	B1	2906	C	O4'-C1'-C2'	-9.33	96.47	105.80
21	A2	1406	U	C1'-O4'-C4'	9.33	117.36	109.90
67	B1	254	A	C1'-O4'-C4'	-9.33	102.44	109.90
67	B1	2170	C	N1-C1'-C2'	9.33	126.13	114.00
67	B1	713	C	C3'-C2'-C1'	9.33	108.96	101.50
67	B1	1700	U	C1'-O4'-C4'	9.33	117.36	109.90
21	A2	597	C	O4'-C1'-N1	9.32	115.66	108.20
11	A1	54	G	C1'-O4'-C4'	-9.32	102.44	109.90
21	A2	999	G	N9-C1'-C2'	9.32	126.12	114.00
67	B1	1485	A	O4'-C1'-C2'	-9.32	96.47	105.80
67	B1	2047	U	O4'-C1'-C2'	-9.32	96.47	105.80
21	A2	1317	G	C3'-C2'-C1'	-9.32	94.04	101.50
21	A2	63	G	N9-C1'-C2'	9.32	126.11	114.00
67	B1	2590	C	C3'-C2'-C1'	9.32	108.96	101.50
21	A2	58	U	P-O5'-C5'	9.32	135.81	120.90
67	B1	1941	A	N9-C1'-C2'	9.32	126.11	114.00
67	B1	795	G	O4'-C1'-C2'	9.32	115.98	107.60
67	B1	2269	C	O4'-C1'-N1	9.32	115.65	108.20

*Continued on next page...*

*Continued from previous page...*

Mol	Chain	Res	Type	Atoms	Z	Observed(°)	Ideal(°)
21	A2	251	G	O4'-C1'-N9	9.31	115.65	108.20
21	A2	793	G	O4'-C1'-N9	9.31	115.65	108.20
67	B1	1646	G	O4'-C1'-N9	9.31	115.65	108.20
67	B1	1925	A	C1'-O4'-C4'	-9.31	102.45	109.90
67	B1	2103	C	C1'-O4'-C4'	-9.31	102.45	109.90
68	B3	4	C	O4'-C1'-N1	9.31	115.65	108.20
67	B1	744	G	C1'-O4'-C4'	-9.31	102.45	109.90
11	A1	4	G	O4'-C1'-N9	9.30	115.64	108.20
21	A2	1390	G	O4'-C1'-N9	9.30	115.64	108.20
51	Bj	60	LYS	N-CA-CB	9.30	127.35	110.60
67	B1	232	U	C1'-O4'-C4'	9.31	117.34	109.90
67	B1	323	U	O4'-C1'-N1	9.30	115.64	108.20
67	B1	1861	G	O4'-C1'-N9	9.30	115.64	108.20
67	B1	636	G	C1'-O4'-C4'	-9.30	102.46	109.90
21	A2	1277	C	O4'-C1'-N1	9.30	115.64	108.20
67	B1	1405	G	N9-C1'-C2'	9.30	126.09	114.00
67	B1	1946	G	C1'-O4'-C4'	9.30	117.34	109.90
67	B1	1393	C	O4'-C1'-C2'	9.30	115.97	107.60
21	A2	643	G	C1'-O4'-C4'	-9.30	102.46	109.90
67	B1	1562	U	C3'-C2'-C1'	9.30	108.94	101.50
21	A2	396	C	O4'-C1'-N1	9.29	115.64	108.20
21	A2	1130	A	P-O3'-C3'	9.29	130.85	119.70
67	B1	14	A	O4'-C1'-C2'	-9.29	96.51	105.80
27	A0	11	C	C1'-O4'-C4'	-9.29	102.47	109.90
67	B1	1171	G	C1'-O4'-C4'	9.29	117.33	109.90
67	B1	2119	C	C1'-O4'-C4'	9.29	117.33	109.90
21	A2	116	C	C1'-O4'-C4'	-9.29	102.47	109.90
21	A2	1043	U	N1-C1'-C2'	-9.29	101.79	112.00
67	B1	1745	U	C3'-C2'-C1'	9.29	108.93	101.50
67	B1	612	G	O4'-C1'-N9	9.28	115.62	108.20
21	A2	570	G	O4'-C1'-C2'	9.28	115.95	107.60
27	A0	58	A	N9-C1'-C2'	-9.28	101.79	112.00
67	B1	1371	U	O4'-C1'-N1	9.28	115.62	108.20
67	B1	1950	G	O4'-C1'-C2'	-9.28	96.52	105.80
46	BA	119	ARG	NE-CZ-NH2	-9.28	115.66	120.30
67	B1	560	G	O4'-C1'-N9	9.28	115.62	108.20
67	B1	859	G	N9-C1'-C2'	-9.28	101.80	112.00
67	B1	2889	A	O4'-C1'-N9	-9.28	100.78	108.20
67	B1	689	U	O4'-C1'-N1	9.28	115.62	108.20
67	B1	1961	G	O4'-C1'-C2'	-9.28	96.53	105.80
67	B1	2232	U	P-O3'-C3'	9.28	130.83	119.70
21	A2	303	G	O4'-C1'-N9	9.27	115.62	108.20

*Continued on next page...*



*Continued from previous page...*

Mol	Chain	Res	Type	Atoms	Z	Observed(°)	Ideal(°)
67	B1	658	C	O4'-C1'-C2'	-9.27	96.53	105.80
67	B1	1222	U	P-O3'-C3'	9.27	130.83	119.70
67	B1	1669	A	C1'-O4'-C4'	-9.27	102.48	109.90
67	B1	163	G	O4'-C1'-N9	9.27	115.62	108.20
67	B1	1245	C	C1'-O4'-C4'	9.27	117.32	109.90
49	BQ	100	ARG	NE-CZ-NH2	-9.27	115.67	120.30
67	B1	1675	C	N1-C1'-C2'	9.27	126.05	114.00
67	B1	2021	G	C1'-O4'-C4'	-9.27	102.49	109.90
21	A2	183	A	P-O5'-C5'	9.27	135.73	120.90
21	A2	868	C	O4'-C1'-C2'	-9.27	96.53	105.80
67	B1	297	G	O4'-C1'-N9	-9.26	100.79	108.20
67	B1	1439	G	C3'-C2'-C1'	9.26	108.91	101.50
67	B1	1618	G	N9-C1'-C2'	9.26	126.04	114.00
67	B1	1012	G	N1-C6-O6	9.26	125.46	119.90
67	B1	2179	G	O4'-C1'-C2'	-9.26	96.54	105.80
21	A2	1439	G	N9-C1'-C2'	-9.26	101.82	112.00
21	A2	423	U	N1-C1'-C2'	-9.26	101.82	112.00
36	Bf	46	ARG	NE-CZ-NH2	-9.26	115.67	120.30
67	B1	406	G	C5'-C4'-C3'	-9.26	101.19	116.00
67	B1	891	C	N1-C1'-C2'	9.26	126.03	114.00
67	B1	1586	G	P-O3'-C3'	9.26	130.81	119.70
67	B1	2230	G	O4'-C1'-N9	9.26	115.60	108.20
67	B1	2223	G	O4'-C1'-N9	9.25	115.60	108.20
61	Bd	50	ARG	NE-CZ-NH1	9.25	124.93	120.30
67	B1	2278	U	O4'-C1'-N1	9.25	115.60	108.20
67	B1	2639	G	O4'-C1'-N9	9.25	115.60	108.20
67	B1	1041	U	P-O5'-C5'	9.25	135.69	120.90
67	B1	2637	U	O4'-C1'-N1	9.25	115.60	108.20
37	BU	73	ARG	NE-CZ-NH2	-9.24	115.68	120.30
21	A2	1093	C	C3'-C2'-C1'	9.24	108.89	101.50
21	A2	1415	U	O4'-C1'-N1	9.24	115.59	108.20
21	A2	1460	G	P-O3'-C3'	9.24	130.79	119.70
67	B1	194	G	O4'-C1'-C2'	-9.24	96.56	105.80
67	B1	1670	A	P-O3'-C3'	9.24	130.79	119.70
27	A0	24	G	O4'-C1'-N9	9.23	115.59	108.20
67	B1	2077	A	O4'-C1'-N9	9.23	115.59	108.20
67	B1	2482	G	N9-C1'-C2'	9.23	126.00	114.00
67	B1	2562	G	O4'-C1'-C2'	-9.23	96.57	105.80
67	B1	3047	C	N1-C1'-C2'	9.23	126.00	114.00
21	A2	1021	C	C1'-O4'-C4'	-9.23	102.52	109.90
21	A2	765	U	O4'-C1'-N1	9.23	115.58	108.20
67	B1	1141	C	C3'-C2'-C1'	9.23	108.88	101.50

*Continued on next page...*

*Continued from previous page...*

Mol	Chain	Res	Type	Atoms	Z	Observed(°)	Ideal(°)
17	AO	9	ARG	NE-CZ-NH2	9.22	124.91	120.30
21	A2	865	A	C1'-O4'-C4'	9.22	117.28	109.90
67	B1	1643	A	C5'-C4'-C3'	9.22	130.76	116.00
27	A0	25	C	O4'-C1'-N1	9.22	115.58	108.20
67	B1	386	A	O4'-C1'-N9	9.22	115.58	108.20
67	B1	791	C	O4'-C1'-C2'	-9.22	96.58	105.80
67	B1	1038	U	O4'-C1'-C2'	-9.22	96.58	105.80
21	A2	1216	A	O4'-C1'-N9	9.22	115.58	108.20
67	B1	1726	A	N9-C1'-C2'	-9.22	101.86	112.00
21	A2	1101	G	C1'-O4'-C4'	9.22	117.28	109.90
57	BZ	90	GLU	N-CA-CB	9.22	127.19	110.60
67	B1	1969	C	C1'-O4'-C4'	-9.22	102.53	109.90
21	A2	755	U	O4'-C1'-N1	9.21	115.57	108.20
62	BN	11	TYR	CB-CG-CD1	9.21	126.53	121.00
67	B1	2840	C	C3'-C2'-C1'	9.21	108.87	101.50
67	B1	219	G	C1'-O4'-C4'	9.21	117.27	109.90
67	B1	1711	C	P-O5'-C5'	9.21	135.64	120.90
67	B1	2877	A	C1'-O4'-C4'	-9.21	102.53	109.90
21	A2	218	C	O4'-C1'-N1	-9.21	100.83	108.20
21	A2	415	C	C3'-C2'-C1'	9.21	108.87	101.50
56	BH	2	PRO	N-CA-CB	9.21	114.35	103.30
21	A2	832	G	N9-C1'-C2'	9.21	125.97	114.00
67	B1	2289	A	C3'-C2'-C1'	9.21	108.87	101.50
67	B1	194	G	O4'-C1'-N9	9.21	115.56	108.20
21	A2	1471	G	O4'-C1'-N9	9.20	115.56	108.20
67	B1	1738	A	N9-C1'-C2'	-9.20	101.88	112.00
67	B1	185	A	C3'-C2'-C1'	9.20	108.86	101.50
21	A2	1003	G	O4'-C1'-C2'	9.20	115.88	107.60
61	Bd	48	ARG	NE-CZ-NH2	-9.20	115.70	120.30
21	A2	1187	A	C3'-C2'-C1'	9.20	108.86	101.50
67	B1	2055	U	O4'-C1'-N1	9.19	115.55	108.20
67	B1	2617	G	P-O3'-C3'	9.19	130.73	119.70
67	B1	2461	C	C3'-C2'-C1'	9.19	108.85	101.50
68	B3	109	A	O4'-C1'-N9	9.19	115.55	108.20
21	A2	692	G	C1'-O4'-C4'	-9.18	102.55	109.90
27	A0	40	C	C1'-O4'-C4'	9.18	117.25	109.90
46	BA	104	TYR	CB-CG-CD1	9.18	126.51	121.00
67	B1	311	C	O4'-C1'-N1	9.18	115.55	108.20
67	B1	2895	G	C1'-O4'-C4'	-9.18	102.55	109.90
67	B1	531	G	O4'-C1'-N9	9.18	115.55	108.20
67	B1	2125	C	N1-C1'-C2'	9.18	125.94	114.00
67	B1	2670	U	O4'-C1'-N1	9.18	115.55	108.20

*Continued on next page...*

*Continued from previous page...*

Mol	Chain	Res	Type	Atoms	Z	Observed(°)	Ideal(°)
21	A2	1208	A	C2'-C3'-O3'	9.18	129.70	109.50
67	B1	391	C	C3'-C2'-C1'	9.18	108.84	101.50
67	B1	1336	G	N9-C1'-C2'	-9.18	101.90	112.00
67	B1	970	G	O4'-C1'-C2'	9.18	115.86	107.60
67	B1	444	U	O4'-C1'-C2'	-9.18	96.62	105.80
67	B1	2955	G	C3'-C2'-C1'	9.18	108.84	101.50
27	A0	13	U	C5'-C4'-C3'	-9.17	101.32	116.00
32	BO	143	ARG	NE-CZ-NH1	9.17	124.89	120.30
67	B1	737	G	C1'-O4'-C4'	-9.17	102.56	109.90
11	A1	23	G	O4'-C1'-N9	9.17	115.53	108.20
67	B1	242	C	O4'-C1'-N1	9.17	115.53	108.20
67	B1	2790	C	N1-C1'-C2'	9.17	125.92	114.00
11	A1	22	A	O4'-C1'-C2'	9.16	115.85	107.60
11	A1	34	U	O4'-C1'-N1	9.16	115.53	108.20
21	A2	671	C	O4'-C1'-N1	9.16	115.53	108.20
31	BY	69	ARG	NE-CZ-NH1	-9.16	115.72	120.30
67	B1	274	C	O4'-C1'-C2'	-9.16	96.64	105.80
67	B1	393	C	C5'-C4'-C3'	9.16	130.65	116.00
67	B1	1336	G	O4'-C1'-C2'	-9.16	96.64	105.80
21	A2	470	G	C1'-O4'-C4'	9.15	117.22	109.90
21	A2	904	G	C1'-O4'-C4'	9.15	117.22	109.90
21	A2	1294	G	C3'-C2'-C1'	9.15	108.82	101.50
67	B1	220	C	O4'-C1'-C2'	-9.15	96.65	105.80
21	A2	193	G	O4'-C1'-N9	9.15	115.52	108.20
67	B1	2923	G	N9-C1'-C2'	-9.15	101.94	112.00
21	A2	207	G	C1'-O4'-C4'	9.15	117.22	109.90
68	B3	87	G	P-O3'-C3'	-9.15	108.72	119.70
21	A2	227	C	P-O3'-C3'	-9.15	108.72	119.70
67	B1	355	G	C3'-C2'-C1'	-9.15	94.18	101.50
67	B1	2403	G	N9-C1'-C2'	9.15	125.89	114.00
21	A2	1250	C	N1-C1'-C2'	9.14	125.89	114.00
67	B1	1653	U	C1'-O4'-C4'	-9.14	102.59	109.90
21	A2	306	C	C1'-O4'-C4'	9.14	117.21	109.90
21	A2	384	G	O4'-C1'-N9	-9.14	100.89	108.20
65	BJ	114	ARG	NE-CZ-NH1	9.14	124.87	120.30
67	B1	1152	C	N1-C1'-C2'	9.14	125.89	114.00
67	B1	1681	G	C1'-O4'-C4'	-9.14	102.59	109.90
21	A2	100	A	C3'-C2'-C1'	9.14	108.81	101.50
21	A2	166	A	N9-C1'-C2'	9.14	125.88	114.00
21	A2	218	C	C3'-C2'-C1'	9.14	108.81	101.50
21	A2	581	G	O4'-C1'-N9	9.14	115.51	108.20
21	A2	1157	G	O4'-C1'-C2'	9.14	115.83	107.60

*Continued on next page...*

*Continued from previous page...*

Mol	Chain	Res	Type	Atoms	Z	Observed(°)	Ideal(°)
21	A2	422	U	C1'-O4'-C4'	9.13	117.21	109.90
67	B1	1566	G	C4'-C3'-C2'	9.14	111.74	102.60
67	B1	2954	C	O4'-C1'-N1	9.14	115.51	108.20
21	A2	976	A	N9-C1'-C2'	-9.13	101.95	112.00
8	AR	92	ARG	NE-CZ-NH2	-9.13	115.73	120.30
67	B1	868	U	O4'-C1'-N1	9.13	115.50	108.20
21	A2	1131	G	P-O3'-C3'	9.13	130.66	119.70
67	B1	2865	C	N1-C1'-C2'	9.13	125.87	114.00
67	B1	493	A	O4'-C1'-N9	-9.13	100.90	108.20
11	A1	9	A	O4'-C1'-N9	9.13	115.50	108.20
68	B3	45	C	C1'-O4'-C4'	9.13	117.20	109.90
67	B1	2745	G	O4'-C1'-C2'	9.12	115.81	107.60
21	A2	95	G	O4'-C1'-N9	9.12	115.50	108.20
53	BD	254	TYR	CB-CG-CD1	-9.12	115.53	121.00
67	B1	2846	A	O4'-C1'-C2'	9.12	115.81	107.60
21	A2	957	A	C1'-O4'-C4'	9.12	117.19	109.90
67	B1	308	C	P-O3'-C3'	9.12	130.64	119.70
67	B1	1785	G	O4'-C1'-N9	9.12	115.49	108.20
68	B3	18	G	O4'-C1'-C2'	9.12	115.81	107.60
50	BV	52	TRP	CA-CB-CG	9.11	131.02	113.70
27	A0	15	G	O4'-C1'-N9	9.11	115.49	108.20
67	B1	3030	A	O4'-C1'-N9	9.11	115.49	108.20
67	B1	1255	C	O4'-C1'-C2'	-9.11	96.69	105.80
67	B1	2392	A	C1'-O4'-C4'	-9.11	102.61	109.90
67	B1	2666	G	C1'-O4'-C4'	-9.11	102.61	109.90
67	B1	882	U	N1-C1'-C2'	9.11	125.84	114.00
21	A2	1358	A	O4'-C1'-C2'	-9.11	96.69	105.80
67	B1	2301	C	P-O5'-C5'	9.11	135.47	120.90
11	A1	50	G	C1'-O4'-C4'	9.11	117.19	109.90
67	B1	924	A	C3'-C2'-C1'	-9.11	94.21	101.50
67	B1	2560	G	C3'-C2'-C1'	-9.11	94.21	101.50
67	B1	3047	C	P-O5'-C5'	9.11	135.47	120.90
11	A1	24	A	O4'-C1'-N9	9.10	115.48	108.20
21	A2	636	G	O4'-C1'-N9	9.10	115.48	108.20
67	B1	241	C	C3'-C2'-C1'	-9.10	94.22	101.50
21	A2	119	A	C3'-C2'-C1'	9.10	108.78	101.50
21	A2	167	G	C3'-C2'-C1'	9.10	108.78	101.50
67	B1	18	C	C1'-O4'-C4'	9.10	117.18	109.90
67	B1	2396	G	P-O3'-C3'	9.10	130.61	119.70
21	A2	131	G	O4'-C1'-N9	9.09	115.47	108.20
67	B1	1243	C	C1'-O4'-C4'	-9.09	102.63	109.90
11	A1	66	C	N1-C1'-C2'	9.09	125.82	114.00

*Continued on next page...*

*Continued from previous page...*

Mol	Chain	Res	Type	Atoms	Z	Observed(°)	Ideal(°)
21	A2	817	U	O4'-C1'-N1	9.09	115.47	108.20
21	A2	1444	G	O4'-C1'-N9	9.09	115.47	108.20
54	BF	40	PHE	CB-CG-CD2	-9.09	114.44	120.80
21	A2	331	C	O4'-C1'-N1	9.08	115.47	108.20
67	B1	41	G	O4'-C1'-N9	9.08	115.47	108.20
67	B1	66	C	C3'-C2'-C1'	9.08	108.77	101.50
67	B1	2972	G	C1'-O4'-C4'	-9.08	102.63	109.90
67	B1	157	U	C4'-C3'-C2'	-9.08	93.52	102.60
67	B1	821	U	C1'-O4'-C4'	9.08	117.16	109.90
67	B1	260	A	O4'-C1'-N9	9.08	115.46	108.20
67	B1	1533	G	C3'-C2'-C1'	-9.08	94.24	101.50
19	AS	20	TYR	CB-CG-CD1	-9.07	115.56	121.00
21	A2	3	U	O4'-C1'-C2'	-9.07	96.72	105.80
67	B1	602	G	O4'-C1'-N9	9.07	115.46	108.20
21	A2	805	C	P-O3'-C3'	-9.07	108.81	119.70
68	B3	9	A	N9-C1'-C2'	-9.07	102.02	112.00
21	A2	936	A	N9-C1'-C2'	9.07	125.79	114.00
21	A2	1144	G	O4'-C1'-C2'	-9.07	96.73	105.80
67	B1	2070	U	O4'-C1'-N1	9.07	115.46	108.20
36	Bf	12	ARG	NE-CZ-NH1	9.07	124.83	120.30
67	B1	1622	G	O4'-C1'-C2'	-9.07	96.73	105.80
67	B1	2846	A	C3'-C2'-C1'	-9.07	94.25	101.50
21	A2	920	U	O4'-C1'-N1	9.06	115.45	108.20
21	A2	990	G	O4'-C1'-N9	9.06	115.45	108.20
52	BB	24	PHE	CB-CG-CD2	-9.06	114.45	120.80
67	B1	451	C	O4'-C1'-C2'	-9.06	96.74	105.80
67	B1	1903	G	O4'-C1'-N9	9.06	115.45	108.20
52	BB	158	THR	CA-CB-CG2	9.06	125.09	112.40
21	A2	262	G	C3'-C2'-C1'	9.06	108.75	101.50
67	B1	2949	G	O4'-C1'-C2'	-9.06	96.74	105.80
21	A2	702	G	C5'-C4'-C3'	9.06	130.49	116.00
67	B1	2458	U	C1'-O4'-C4'	9.06	117.15	109.90
67	B1	2574	G	C3'-C2'-C1'	9.06	108.75	101.50
67	B1	2206	G	O4'-C1'-N9	-9.05	100.96	108.20
21	A2	568	C	O4'-C1'-N1	9.05	115.44	108.20
67	B1	2651	G	N9-C1'-C2'	9.05	125.77	114.00
37	BU	75	ARG	NE-CZ-NH1	9.05	124.83	120.30
67	B1	1223	A	C3'-C2'-C1'	9.05	108.74	101.50
21	A2	373	C	N1-C1'-C2'	9.04	125.76	114.00
21	A2	489	C	N1-C1'-C2'	9.04	125.76	114.00
67	B1	1749	C	N1-C1'-C2'	-9.04	102.05	112.00
21	A2	309	A	C1'-O4'-C4'	9.04	117.13	109.90

*Continued on next page...*

*Continued from previous page...*

Mol	Chain	Res	Type	Atoms	Z	Observed(°)	Ideal(°)
67	B1	2366	G	O4'-C1'-N9	9.04	115.43	108.20
67	B1	2395	C	C3'-C2'-C1'	9.04	108.73	101.50
67	B1	3037	G	O4'-C1'-N9	9.04	115.43	108.20
67	B1	1754	A	C3'-C2'-C1'	-9.04	94.27	101.50
67	B1	2895	G	N9-C1'-C2'	9.04	125.75	114.00
67	B1	1558	U	O4'-C1'-N1	9.04	115.43	108.20
67	B1	2103	C	N1-C1'-C2'	9.04	125.75	114.00
67	B1	2920	C	N1-C1'-C2'	9.04	125.75	114.00
67	B1	1068	U	O4'-C1'-C2'	-9.04	96.77	105.80
67	B1	2746	G	N1-C6-O6	9.04	125.32	119.90
21	A2	93	A	C5'-C4'-C3'	-9.03	101.55	116.00
67	B1	633	A	O4'-C1'-N9	9.03	115.43	108.20
20	BG	27	ARG	NE-CZ-NH1	9.03	124.82	120.30
68	B3	50	G	O4'-C1'-C2'	-9.03	96.77	105.80
21	A2	130	G	O4'-C1'-C2'	-9.03	96.77	105.80
21	A2	155	U	O4'-C1'-N1	9.03	115.42	108.20
27	A0	22	G	O4'-C1'-C2'	9.03	115.73	107.60
67	B1	2414	G	P-O3'-C3'	-9.03	108.86	119.70
67	B1	822	A	C1'-O4'-C4'	-9.03	102.68	109.90
67	B1	1642	G	C1'-O4'-C4'	9.03	117.12	109.90
67	B1	2710	G	C1'-O4'-C4'	9.03	117.12	109.90
67	B1	2152	G	O4'-C1'-C2'	-9.03	96.77	105.80
21	A2	215	C	N1-C1'-C2'	9.03	125.73	114.00
21	A2	424	U	N1-C1'-C2'	9.03	125.73	114.00
67	B1	2377	C	C1'-O4'-C4'	-9.03	102.68	109.90
21	A2	284	A	C3'-C2'-C1'	9.02	108.72	101.50
21	A2	674	C	C3'-C2'-C1'	9.02	108.72	101.50
37	BU	93	TYR	CB-CG-CD2	-9.02	115.58	121.00
2	AK	100	MET	CG-SD-CE	-9.02	85.77	100.20
67	B1	2238	G	C1'-O4'-C4'	9.02	117.12	109.90
67	B1	2618	C	C3'-C2'-C1'	9.02	108.72	101.50
67	B1	69	C	N1-C1'-C2'	9.02	125.73	114.00
67	B1	2873	G	C3'-C2'-C1'	-9.02	94.28	101.50
67	B1	660	U	C1'-O4'-C4'	-9.02	102.69	109.90
67	B1	1677	A	P-O3'-C3'	9.02	130.52	119.70
67	B1	2614	C	N1-C1'-C2'	9.02	125.72	114.00
67	B1	1782	C	P-O3'-C3'	9.01	130.52	119.70
67	B1	2489	C	P-O5'-C5'	9.01	135.32	120.90
21	A2	156	A	O4'-C1'-N9	-9.01	100.99	108.20
67	B1	2476	A	O4'-C1'-C2'	-9.01	96.79	105.80
21	A2	1437	G	C3'-C2'-C1'	9.01	108.70	101.50
67	B1	227	G	O4'-C1'-N9	9.01	115.41	108.20

*Continued on next page...*

*Continued from previous page...*

Mol	Chain	Res	Type	Atoms	Z	Observed(°)	Ideal(°)
67	B1	1570	C	C5'-C4'-C3'	9.01	130.41	116.00
67	B1	2417	G	N9-C1'-C2'	-9.01	102.09	112.00
67	B1	1225	A	N9-C1'-C2'	9.00	125.70	114.00
67	B1	657	U	O4'-C1'-N1	9.00	115.40	108.20
67	B1	1483	U	O4'-C1'-N1	9.00	115.40	108.20
21	A2	65	G	C3'-C2'-C1'	-9.00	94.30	101.50
21	A2	328	G	O4'-C1'-N9	9.00	115.40	108.20
21	A2	640	U	P-O3'-C3'	9.00	130.50	119.70
67	B1	1136	G	C3'-C2'-C1'	-9.00	94.30	101.50
67	B1	186	A	O4'-C1'-C2'	-9.00	96.80	105.80
67	B1	1479	U	O4'-C1'-N1	9.00	115.40	108.20
11	A1	22	A	C1'-O4'-C4'	-9.00	102.70	109.90
68	B3	40	G	N9-C1'-C2'	9.00	125.70	114.00
67	B1	1240	U	O4'-C1'-N1	9.00	115.40	108.20
42	BT	67	TYR	CB-CG-CD1	-8.99	115.60	121.00
67	B1	1125	A	P-O3'-C3'	8.99	130.49	119.70
67	B1	2562	G	C3'-C2'-C1'	8.99	108.69	101.50
67	B1	1731	U	O4'-C1'-N1	8.99	115.39	108.20
67	B1	2553	U	O4'-C1'-N1	8.99	115.39	108.20
13	AX	69	SER	N-CA-CB	8.99	123.98	110.50
67	B1	443	C	O4'-C1'-C2'	-8.99	96.81	105.80
67	B1	1775	G	N1-C6-O6	8.99	125.29	119.90
67	B1	2958	U	O4'-C1'-N1	8.99	115.39	108.20
68	B3	65	G	N9-C1'-C2'	8.99	125.69	114.00
68	B3	123	U	O4'-C1'-C2'	-8.99	96.81	105.80
11	A1	41	C	C1'-O4'-C4'	-8.99	102.71	109.90
62	BN	66	ARG	NE-CZ-NH1	8.99	124.79	120.30
67	B1	2448	A	C3'-C2'-C1'	-8.99	94.31	101.50
21	A2	71	C	C3'-C2'-C1'	8.98	108.69	101.50
21	A2	767	U	O4'-C1'-N1	8.98	115.39	108.20
12	AN	96	PHE	CB-CG-CD1	8.98	127.09	120.80
67	B1	751	U	C1'-O4'-C4'	8.98	117.08	109.90
67	B1	1206	A	C3'-C2'-C1'	8.98	108.68	101.50
67	B1	2192	G	C3'-C2'-C1'	-8.98	94.32	101.50
67	B1	20	C	C3'-C2'-C1'	8.97	108.68	101.50
67	B1	909	A	C1'-O4'-C4'	8.97	117.08	109.90
67	B1	956	U	P-O3'-C3'	8.97	130.47	119.70
67	B1	2506	G	O4'-C1'-N9	8.97	115.38	108.20
21	A2	941	C	N1-C1'-C2'	8.97	125.66	114.00
67	B1	711	C	O4'-C1'-C2'	-8.97	96.83	105.80
11	A1	73	C	C3'-C2'-C1'	8.97	108.67	101.50
21	A2	628	G	O4'-C1'-N9	8.97	115.38	108.20

*Continued on next page...*

*Continued from previous page...*

Mol	Chain	Res	Type	Atoms	Z	Observed(°)	Ideal(°)
67	B1	99	U	O4'-C1'-N1	8.97	115.37	108.20
67	B1	3017	U	O4'-C1'-N1	8.97	115.37	108.20
21	A2	511	C	P-O5'-C5'	8.96	135.24	120.90
21	A2	843	G	O4'-C1'-N9	8.96	115.37	108.20
67	B1	86	G	P-O5'-C5'	8.96	135.24	120.90
67	B1	640	C	C1'-O4'-C4'	-8.96	102.73	109.90
67	B1	1995	C	C3'-C2'-C1'	-8.96	94.33	101.50
67	B1	2559	G	C1'-O4'-C4'	-8.96	102.73	109.90
67	B1	3035	C	O4'-C1'-C2'	-8.96	96.84	105.80
67	B1	284	U	O4'-C1'-N1	8.96	115.37	108.20
67	B1	398	U	O4'-C1'-N1	8.96	115.37	108.20
21	A2	532	C	N1-C1'-C2'	8.96	125.64	114.00
21	A2	1119	U	C3'-C2'-C1'	8.96	108.66	101.50
59	BM	187	ARG	NE-CZ-NH2	-8.96	115.82	120.30
67	B1	900	C	C3'-C2'-C1'	8.95	108.66	101.50
67	B1	2599	C	N1-C1'-C2'	8.96	125.64	114.00
21	A2	458	G	N1-C6-O6	8.95	125.27	119.90
27	A0	66	C	P-O3'-C3'	8.95	130.44	119.70
67	B1	210	A	O4'-C1'-N9	-8.95	101.04	108.20
67	B1	602	G	O4'-C1'-C2'	8.95	115.66	107.60
67	B1	2796	C	P-O3'-C3'	8.95	130.44	119.70
67	B1	2363	G	O4'-C1'-C2'	-8.95	96.85	105.80
67	B1	2771	G	O4'-C1'-N9	8.95	115.36	108.20
21	A2	540	G	C1'-O4'-C4'	8.95	117.06	109.90
21	A2	1020	G	N9-C1'-C2'	8.95	125.63	114.00
68	B3	31	U	O4'-C1'-C2'	-8.95	96.85	105.80
21	A2	1339	G	N9-C1'-C2'	8.94	125.62	114.00
58	BP	8	ASP	CB-CG-OD2	-8.94	110.25	118.30
67	B1	935	A	O4'-C1'-C2'	-8.94	96.86	105.80
67	B1	1567	C	O5'-P-OP2	8.94	121.43	110.70
67	B1	1734	G	C1'-O4'-C4'	8.94	117.05	109.90
67	B1	2303	A	O4'-C1'-N9	-8.94	101.05	108.20
67	B1	127	C	C3'-C2'-C1'	8.94	108.65	101.50
37	BU	56	ARG	NE-CZ-NH1	8.94	124.77	120.30
67	B1	2216	G	O4'-C1'-N9	8.94	115.35	108.20
67	B1	2441	A	C3'-C2'-C1'	8.94	108.65	101.50
67	B1	1851	U	C1'-O4'-C4'	8.94	117.05	109.90
21	A2	8	U	C1'-O4'-C4'	8.93	117.05	109.90
21	A2	948	G	N9-C1'-C2'	-8.93	102.17	112.00
21	A2	492	G	C3'-C2'-C1'	8.93	108.65	101.50
65	BJ	84	ARG	NE-CZ-NH1	8.93	124.77	120.30
67	B1	872	G	C1'-O4'-C4'	-8.93	102.75	109.90

*Continued on next page...*



*Continued from previous page...*

Mol	Chain	Res	Type	Atoms	Z	Observed(°)	Ideal(°)
67	B1	1576	C	C3'-C2'-C1'	8.93	108.64	101.50
67	B1	1924	A	C3'-C2'-C1'	-8.93	94.35	101.50
15	AE	83	PHE	CB-CG-CD1	-8.93	114.55	120.80
21	A2	248	U	O4'-C1'-C2'	-8.93	96.87	105.80
21	A2	721	A	O4'-C1'-C2'	-8.93	96.87	105.80
21	A2	1318	U	O4'-C1'-C2'	-8.93	96.87	105.80
21	A2	844	G	O4'-C1'-N9	8.93	115.34	108.20
21	A2	64	G	C3'-C2'-C1'	8.93	108.64	101.50
21	A2	348	C	P-O3'-C3'	8.93	130.41	119.70
67	B1	1681	G	O4'-C1'-N9	8.93	115.34	108.20
67	B1	268	C	C3'-C2'-C1'	8.93	108.64	101.50
67	B1	1196	A	P-O3'-C3'	8.93	130.41	119.70
67	B1	1233	U	N1-C1'-C2'	-8.93	102.18	112.00
67	B1	1568	A	P-O3'-C3'	-8.93	108.99	119.70
21	A2	525	A	O4'-C1'-N9	8.92	115.34	108.20
21	A2	177	A	N9-C1'-C2'	-8.92	102.19	112.00
21	A2	1117	A	N9-C1'-C2'	8.92	125.60	114.00
27	A0	17	U	O4'-C1'-C2'	-8.92	96.88	105.80
33	BC	323	MET	CG-SD-CE	-8.92	85.93	100.20
67	B1	2146	C	C3'-C2'-C1'	8.92	108.64	101.50
67	B1	2520	C	N1-C1'-C2'	8.92	125.60	114.00
21	A2	868	C	C3'-C2'-C1'	8.92	108.63	101.50
67	B1	2099	G	C1'-O4'-C4'	-8.92	102.77	109.90
67	B1	2516	G	C1'-O4'-C4'	-8.91	102.77	109.90
35	BL	10	LYS	CB-CA-C	8.91	128.22	110.40
67	B1	116	G	C3'-C2'-C1'	8.91	108.63	101.50
67	B1	697	U	C3'-C2'-C1'	8.91	108.63	101.50
67	B1	2476	A	C3'-C2'-C1'	8.91	108.63	101.50
68	B3	105	G	O4'-C1'-N9	8.91	115.33	108.20
67	B1	539	A	P-O3'-C3'	8.91	130.39	119.70
21	A2	459	G	N1-C6-O6	8.91	125.25	119.90
67	B1	461	C	C3'-C2'-C1'	8.91	108.63	101.50
67	B1	632	G	O4'-C1'-N9	8.91	115.33	108.20
62	BN	91	PHE	CB-CG-CD2	-8.91	114.56	120.80
67	B1	621	G	N9-C1'-C2'	8.91	125.58	114.00
67	B1	1827	A	O4'-C1'-C2'	-8.91	96.89	105.80
21	A2	712	G	O4'-C1'-N9	8.90	115.32	108.20
51	Bj	82	ARG	CA-CB-CG	8.90	132.99	113.40
21	A2	92	G	C3'-C2'-C1'	-8.90	94.38	101.50
49	BQ	66	ARG	NE-CZ-NH1	8.90	124.75	120.30
67	B1	2596	G	C1'-O4'-C4'	-8.90	102.78	109.90
21	A2	244	G	O4'-C1'-N9	8.90	115.32	108.20

*Continued on next page...*

*Continued from previous page...*

Mol	Chain	Res	Type	Atoms	Z	Observed(°)	Ideal(°)
21	A2	1266	A	O4'-C1'-N9	8.90	115.32	108.20
67	B1	1110	A	O4'-C1'-N9	8.90	115.32	108.20
67	B1	2176	G	O4'-C1'-C2'	8.89	115.61	107.60
67	B1	1572	C	O4'-C1'-C2'	-8.89	96.91	105.80
21	A2	91	G	O4'-C1'-C2'	8.89	115.60	107.60
21	A2	1492	U	C4'-C3'-C2'	-8.89	93.71	102.60
67	B1	370	A	C3'-C2'-C1'	8.89	108.61	101.50
67	B1	1401	G	O4'-C1'-N9	8.89	115.31	108.20
67	B1	1547	U	N1-C1'-C2'	-8.89	102.22	112.00
67	B1	1934	C	C3'-C2'-C1'	8.89	108.61	101.50
67	B1	2858	C	N1-C1'-C2'	8.89	125.56	114.00
5	AW	10	ARG	NE-CZ-NH2	-8.89	115.86	120.30
21	A2	893	U	O4'-C1'-N1	8.89	115.31	108.20
57	BZ	70	LEU	CB-CG-CD1	8.89	126.11	111.00
21	A2	962	G	N1-C6-O6	8.88	125.23	119.90
25	AH	84	HIS	C-N-CA	8.88	143.91	121.70
60	BS	22	ALA	N-CA-CB	8.88	122.54	110.10
67	B1	206	A	N9-C1'-C2'	8.88	125.55	114.00
21	A2	681	G	C1'-O4'-C4'	8.88	117.00	109.90
67	B1	2157	U	N1-C1'-C2'	8.88	125.55	114.00
67	B1	2164	G	N1-C6-O6	8.88	125.23	119.90
67	B1	1096	A	O3'-P-O5'	8.88	120.87	104.00
21	A2	1459	G	P-O5'-C5'	8.88	135.11	120.90
21	A2	370	A	O4'-C1'-N9	8.88	115.30	108.20
26	AP	14	PHE	CB-CG-CD2	-8.88	114.59	120.80
67	B1	876	C	P-O3'-C3'	8.88	130.35	119.70
67	B1	1869	U	C1'-O4'-C4'	8.88	117.00	109.90
21	A2	1404	C	O4'-C1'-N1	8.87	115.30	108.20
14	AM	66	ARG	NE-CZ-NH1	8.87	124.74	120.30
21	A2	1074	C	C1'-O4'-C4'	-8.87	102.80	109.90
67	B1	1106	C	C1'-O4'-C4'	-8.87	102.80	109.90
67	B1	1973	U	P-O3'-C3'	8.87	130.35	119.70
21	A2	96	G	N9-C1'-C2'	8.87	125.53	114.00
21	A2	1052	U	O4'-C1'-N1	8.87	115.30	108.20
54	BF	39	PHE	CB-CG-CD1	8.87	127.01	120.80
21	A2	989	C	P-O3'-C3'	8.87	130.34	119.70
67	B1	112	U	O4'-C1'-N1	8.87	115.30	108.20
67	B1	555	G	O4'-C1'-C2'	8.87	115.58	107.60
21	A2	207	G	N9-C1'-C2'	-8.87	102.25	112.00
29	AL	92	GLU	C-N-CA	8.87	143.87	121.70
33	BC	353	ARG	NE-CZ-NH2	-8.87	115.87	120.30
67	B1	1034	G	O4'-C1'-C2'	8.86	115.58	107.60

*Continued on next page...*

*Continued from previous page...*

Mol	Chain	Res	Type	Atoms	Z	Observed(°)	Ideal(°)
21	A2	665	G	C1'-O4'-C4'	-8.86	102.81	109.90
12	AN	29	ARG	NE-CZ-NH1	8.86	124.73	120.30
67	B1	755	G	O4'-C1'-N9	8.86	115.29	108.20
11	A1	39	A	O4'-C1'-N9	8.86	115.29	108.20
67	B1	1283	G	C1'-O4'-C4'	8.86	116.99	109.90
67	B1	273	G	P-O3'-C3'	8.86	130.33	119.70
67	B1	1045	A	C3'-C2'-C1'	8.86	108.58	101.50
8	AR	113	ARG	NE-CZ-NH2	-8.86	115.87	120.30
21	A2	356	G	N9-C1'-C2'	8.86	125.51	114.00
67	B1	1204	U	P-O5'-C5'	8.86	135.07	120.90
21	A2	339	U	O4'-C1'-N1	8.85	115.28	108.20
21	A2	456	U	N1-C1'-C2'	8.85	125.51	114.00
67	B1	1799	G	C1'-O4'-C4'	-8.85	102.82	109.90
67	B1	2293	G	O4'-C1'-N9	8.85	115.28	108.20
21	A2	1376	C	O4'-C1'-N1	8.85	115.28	108.20
25	AH	103	VAL	CA-CB-CG2	-8.85	97.62	110.90
67	B1	2667	U	O4'-C1'-N1	8.85	115.28	108.20
67	B1	78	C	N1-C1'-C2'	8.85	125.50	114.00
67	B1	2074	U	O4'-C1'-N1	8.85	115.28	108.20
21	A2	432	G	N1-C6-O6	8.85	125.21	119.90
40	BE	128	TYR	CB-CG-CD1	-8.85	115.69	121.00
67	B1	904	G	O4'-C1'-N9	8.85	115.28	108.20
67	B1	1561	G	P-O3'-C3'	8.85	130.31	119.70
67	B1	1776	G	N1-C6-O6	8.85	125.21	119.90
67	B1	2295	C	O4'-C1'-N1	8.84	115.28	108.20
21	A2	231	G	O4'-C1'-N9	8.84	115.27	108.20
21	A2	1423	A	N9-C1'-C2'	-8.84	102.27	112.00
38	Bb	31	TYR	CG-CD1-CE1	-8.84	114.23	121.30
21	A2	626	G	C1'-O4'-C4'	8.84	116.97	109.90
35	BL	45	SER	N-CA-CB	8.84	123.76	110.50
67	B1	381	G	O4'-C1'-N9	8.84	115.27	108.20
67	B1	1849	A	O4'-C1'-N9	8.84	115.27	108.20
67	B1	2514	C	C1'-O4'-C4'	-8.84	102.83	109.90
7	AB	122	ALA	CB-CA-C	-8.84	96.84	110.10
67	B1	1010	G	N1-C6-O6	8.84	125.20	119.90
21	A2	773	A	O4'-C1'-C2'	-8.84	96.96	105.80
21	A2	1474	A	N9-C1'-C2'	-8.84	102.28	112.00
67	B1	850	C	C3'-C2'-C1'	8.84	108.57	101.50
31	BY	8	ARG	NE-CZ-NH2	-8.83	115.88	120.30
67	B1	990	G	O4'-C1'-N9	8.83	115.27	108.20
67	B1	1350	C	O4'-C1'-C2'	-8.83	96.97	105.80
21	A2	1185	A	N9-C1'-C2'	8.83	125.48	114.00

*Continued on next page...*

*Continued from previous page...*

Mol	Chain	Res	Type	Atoms	Z	Observed(°)	Ideal(°)
67	B1	725	G	O4'-C1'-N9	8.83	115.26	108.20
67	B1	2850	G	C1'-O4'-C4'	-8.83	102.84	109.90
21	A2	1418	G	C1'-O4'-C4'	-8.83	102.84	109.90
67	B1	384	G	N1-C6-O6	8.83	125.20	119.90
67	B1	1699	U	N1-C1'-C2'	8.83	125.47	114.00
51	Bj	84	PHE	CB-CG-CD2	-8.82	114.62	120.80
67	B1	841	U	O4'-C1'-N1	8.82	115.26	108.20
21	A2	1170	C	C3'-C2'-C1'	8.82	108.56	101.50
21	A2	1385	U	O4'-C1'-N1	8.82	115.25	108.20
33	BC	198	TYR	CB-CG-CD1	-8.82	115.71	121.00
67	B1	1499	C	C1'-O4'-C4'	-8.82	102.84	109.90
67	B1	1674	G	O4'-C1'-C2'	8.82	115.54	107.60
67	B1	2236	C	O4'-C1'-N1	8.82	115.26	108.20
67	B1	161	C	C4'-C3'-C2'	-8.82	93.78	102.60
21	A2	421	U	C1'-O4'-C4'	-8.82	102.85	109.90
21	A2	1063	A	O4'-C1'-C2'	-8.82	96.98	105.80
21	A2	527	A	C1'-O4'-C4'	8.81	116.95	109.90
59	BM	173	ARG	NE-CZ-NH1	8.81	124.71	120.30
21	A2	386	C	N1-C1'-C2'	8.81	125.46	114.00
21	A2	605	C	N1-C1'-C2'	8.81	125.45	114.00
67	B1	1569	A	N9-C1'-C2'	8.81	125.45	114.00
21	A2	840	C	O4'-C1'-N1	8.81	115.25	108.20
18	AF	43	GLN	CB-CA-C	-8.81	92.79	110.40
21	A2	1179	C	O4'-C1'-N1	-8.81	101.15	108.20
21	A2	597	C	C3'-C2'-C1'	8.81	108.55	101.50
67	B1	2513	C	N1-C1'-C2'	8.81	125.45	114.00
67	B1	132	G	C3'-C2'-C1'	-8.80	94.46	101.50
67	B1	2249	A	O4'-C1'-C2'	-8.80	97.00	105.80
67	B1	2640	C	N1-C1'-C2'	8.80	125.44	114.00
21	A2	1204	C	O4'-C1'-C2'	-8.80	97.00	105.80
67	B1	2118	C	O4'-C1'-C2'	-8.80	97.00	105.80
21	A2	31	U	C3'-C2'-C1'	8.80	108.54	101.50
67	B1	485	G	P-O3'-C3'	8.80	130.26	119.70
67	B1	2348	G	O4'-C1'-N9	8.80	115.24	108.20
67	B1	34	C	C1'-O4'-C4'	8.80	116.94	109.90
21	A2	1199	A	C1'-O4'-C4'	8.80	116.94	109.90
67	B1	2376	U	O4'-C1'-C2'	-8.80	97.00	105.80
67	B1	2402	A	C3'-C2'-C1'	8.80	108.54	101.50
21	A2	1413	G	C3'-C2'-C1'	-8.79	94.47	101.50
27	A0	58	A	C1'-O4'-C4'	8.79	116.94	109.90
67	B1	474	G	C1'-O4'-C4'	-8.79	102.86	109.90
67	B1	580	G	O4'-C1'-N9	8.79	115.24	108.20

*Continued on next page...*

*Continued from previous page...*

Mol	Chain	Res	Type	Atoms	Z	Observed(°)	Ideal(°)
67	B1	2904	U	C4'-C3'-C2'	-8.79	93.81	102.60
67	B1	1770	A	O4'-C1'-C2'	-8.79	97.01	105.80
11	A1	37	A	C1'-O4'-C4'	-8.79	102.87	109.90
21	A2	1145	C	P-O3'-C3'	-8.79	109.15	119.70
22	AY	17	ARG	NE-CZ-NH2	-8.79	115.90	120.30
67	B1	430	A	O4'-C1'-N9	8.79	115.23	108.20
67	B1	1852	U	C3'-C2'-C1'	8.79	108.53	101.50
67	B1	2435	G	O4'-C1'-C2'	8.79	115.51	107.60
68	B3	27	C	N1-C1'-C2'	8.79	125.43	114.00
67	B1	89	C	O4'-C1'-N1	8.79	115.23	108.20
67	B1	2032	G	N9-C1'-C2'	8.79	125.42	114.00
21	A2	1175	C	O4'-C1'-C2'	-8.79	97.01	105.80
21	A2	1339	G	O4'-C1'-N9	8.79	115.23	108.20
67	B1	1198	G	O4'-C1'-N9	8.79	115.23	108.20
67	B1	2694	C	P-O3'-C3'	-8.79	109.16	119.70
67	B1	2213	G	C1'-O4'-C4'	-8.78	102.87	109.90
67	B1	2747	C	O4'-C1'-N1	8.79	115.23	108.20
65	BJ	26	TYR	CB-CG-CD1	8.78	126.27	121.00
67	B1	1763	A	O4'-C1'-N9	8.78	115.22	108.20
67	B1	3042	C	O4'-C1'-C2'	-8.78	97.02	105.80
21	A2	101	G	C3'-C2'-C1'	-8.78	94.48	101.50
21	A2	246	A	C1'-O4'-C4'	8.78	116.92	109.90
21	A2	483	G	C3'-C2'-C1'	-8.78	94.48	101.50
21	A2	1362	C	C3'-C2'-C1'	8.78	108.52	101.50
67	B1	378	G	N1-C6-O6	8.78	125.17	119.90
67	B1	1574	A	C1'-O4'-C4'	8.78	116.92	109.90
67	B1	2427	C	P-O3'-C3'	8.78	130.24	119.70
21	A2	957	A	O4'-C1'-N9	8.78	115.22	108.20
67	B1	24	G	C3'-C2'-C1'	8.78	108.52	101.50
67	B1	251	C	N1-C1'-C2'	8.78	125.41	114.00
67	B1	979	G	N9-C1'-C2'	8.78	125.41	114.00
67	B1	1913	C	C1'-O4'-C4'	-8.78	102.88	109.90
67	B1	1430	A	O4'-C1'-N9	8.78	115.22	108.20
67	B1	2484	C	C1'-O4'-C4'	-8.78	102.88	109.90
67	B1	953	G	O4'-C1'-C2'	-8.77	97.03	105.80
15	AE	198	ARG	NE-CZ-NH1	8.77	124.69	120.30
44	BW	48	ARG	NE-CZ-NH1	8.77	124.69	120.30
67	B1	561	C	P-O5'-C5'	-8.77	106.86	120.90
67	B1	2586	A	C3'-C2'-C1'	-8.77	94.48	101.50
67	B1	1139	C	N1-C1'-C2'	8.77	125.40	114.00
21	A2	760	C	C1'-O4'-C4'	-8.77	102.89	109.90
42	BT	33	ARG	NE-CZ-NH1	8.77	124.68	120.30

*Continued on next page...*

*Continued from previous page...*

Mol	Chain	Res	Type	Atoms	Z	Observed(°)	Ideal(°)
67	B1	872	G	N9-C1'-C2'	8.77	125.40	114.00
67	B1	1566	G	O4'-C1'-N9	-8.77	101.19	108.20
68	B3	42	A	O4'-C1'-N9	-8.77	101.19	108.20
67	B1	1206	A	P-O3'-C3'	8.77	130.22	119.70
67	B1	1620	C	O4'-C1'-N1	8.77	115.21	108.20
67	B1	2735	C	C3'-C2'-C1'	8.77	108.51	101.50
67	B1	382	G	N1-C6-O6	8.76	125.16	119.90
67	B1	1982	C	N1-C1'-C2'	8.76	125.39	114.00
11	A1	16	C	O4'-C1'-C2'	-8.76	97.04	105.80
21	A2	374	G	C1'-O4'-C4'	-8.76	102.89	109.90
67	B1	249	G	N9-C1'-C2'	8.76	125.39	114.00
51	Bj	47	TYR	CG-CD2-CE2	-8.76	114.29	121.30
67	B1	137	A	O4'-C1'-C2'	-8.76	97.04	105.80
21	A2	591	G	O4'-C1'-N9	8.76	115.20	108.20
21	A2	1151	A	C1'-O4'-C4'	-8.76	102.89	109.90
31	BY	118	ARG	NE-CZ-NH1	-8.76	115.92	120.30
67	B1	2891	A	C1'-O4'-C4'	-8.76	102.89	109.90
67	B1	1733	C	O4'-C1'-N1	8.75	115.20	108.20
67	B1	496	A	P-O3'-C3'	8.75	130.20	119.70
67	B1	1082	A	C1'-O4'-C4'	-8.75	102.90	109.90
68	B3	117	G	O4'-C1'-N9	8.75	115.20	108.20
67	B1	1834	C	C1'-O4'-C4'	-8.75	102.90	109.90
67	B1	386	A	C1'-O4'-C4'	-8.75	102.90	109.90
67	B1	1029	C	N1-C1'-C2'	8.75	125.37	114.00
67	B1	1545	C	N1-C1'-C2'	8.75	125.37	114.00
68	B3	49	A	O4'-C1'-N9	8.75	115.20	108.20
21	A2	200	G	O4'-C1'-N9	8.75	115.20	108.20
21	A2	1102	A	O4'-C1'-N9	8.74	115.20	108.20
21	A2	774	U	O4'-C1'-N1	-8.74	101.21	108.20
21	A2	1153	G	N9-C1'-C2'	8.74	125.37	114.00
26	AP	14	PHE	CB-CG-CD1	8.74	126.92	120.80
67	B1	1967	G	O4'-C1'-N9	8.74	115.20	108.20
21	A2	267	C	O4'-C1'-C2'	-8.74	97.06	105.80
67	B1	13	U	O4'-C1'-N1	8.74	115.19	108.20
67	B1	216	A	C1'-O4'-C4'	8.74	116.89	109.90
21	A2	1002	G	P-O5'-C5'	-8.74	106.92	120.90
67	B1	1476	C	C1'-O4'-C4'	8.74	116.89	109.90
67	B1	1963	G	O4'-C1'-C2'	8.74	115.46	107.60
67	B1	1971	C	O4'-C1'-N1	8.74	115.19	108.20
67	B1	2327	C	O4'-C1'-N1	8.74	115.19	108.20
56	BH	121	ALA	CB-CA-C	-8.73	97.00	110.10
21	A2	1060	G	P-O3'-C3'	8.73	130.18	119.70

*Continued on next page...*

*Continued from previous page...*

Mol	Chain	Res	Type	Atoms	Z	Observed(°)	Ideal(°)
21	A2	1338	C	C3'-C2'-C1'	8.73	108.49	101.50
46	BA	41	ARG	NE-CZ-NH1	8.73	124.67	120.30
67	B1	519	A	C3'-C2'-C1'	8.73	108.49	101.50
67	B1	2809	G	C1'-O4'-C4'	-8.73	102.91	109.90
67	B1	2836	G	N9-C1'-C2'	8.73	125.35	114.00
20	A3	27	ARG	NE-CZ-NH1	8.73	124.67	120.30
67	B1	1288	C	N1-C1'-C2'	8.73	125.35	114.00
49	BQ	139	TYR	CB-CG-CD2	-8.73	115.76	121.00
67	B1	1390	U	P-O3'-C3'	8.73	130.18	119.70
52	BB	134	ARG	NE-CZ-NH1	8.73	124.66	120.30
21	A2	73	U	O4'-C1'-N1	8.73	115.18	108.20
67	B1	1165	C	P-O3'-C3'	8.73	130.17	119.70
7	AB	36	ARG	NE-CZ-NH2	-8.72	115.94	120.30
67	B1	2774	C	N1-C1'-C2'	8.72	125.34	114.00
21	A2	1211	A	O4'-C1'-N9	8.72	115.18	108.20
67	B1	571	G	C1'-O4'-C4'	-8.72	102.92	109.90
67	B1	2788	U	C1'-O4'-C4'	-8.72	102.92	109.90
50	BV	39	ARG	NE-CZ-NH1	8.72	124.66	120.30
51	Bj	54	LYS	N-CA-CB	8.72	126.29	110.60
67	B1	847	A	N9-C1'-C2'	-8.72	102.41	112.00
67	B1	239	G	C1'-O4'-C4'	-8.72	102.93	109.90
67	B1	1042	G	C3'-C2'-C1'	8.72	108.47	101.50
21	A2	1054	A	C3'-C2'-C1'	8.71	108.47	101.50
27	A0	21	G	O4'-C1'-N9	8.71	115.17	108.20
67	B1	2668	G	O4'-C1'-N9	8.71	115.17	108.20
67	B1	2104	G	O4'-C1'-N9	-8.71	101.23	108.20
21	A2	335	G	C3'-C2'-C1'	-8.71	94.53	101.50
21	A2	1195	U	O4'-C1'-C2'	8.71	115.44	107.60
67	B1	936	G	O4'-C1'-N9	-8.71	101.23	108.20
67	B1	1064	G	O4'-C1'-C2'	8.71	115.44	107.60
67	B1	1753	G	O4'-C1'-C2'	-8.71	97.09	105.80
67	B1	2962	A	C1'-O4'-C4'	-8.71	102.93	109.90
67	B1	658	C	C3'-C2'-C1'	8.70	108.46	101.50
21	A2	768	A	N9-C1'-C2'	-8.70	102.43	112.00
21	A2	89	G	C1'-O4'-C4'	-8.70	102.94	109.90
21	A2	101	G	P-O3'-C3'	8.70	130.14	119.70
21	A2	502	U	O4'-C1'-N1	8.70	115.16	108.20
21	A2	1045	A	C1'-O4'-C4'	-8.70	102.94	109.90
67	B1	1720	G	N1-C6-O6	8.70	125.12	119.90
21	A2	773	A	C1'-O4'-C4'	8.70	116.86	109.90
57	BZ	8	ARG	NE-CZ-NH1	-8.70	115.95	120.30
67	B1	1281	A	O4'-C1'-N9	8.70	115.16	108.20

*Continued on next page...*

*Continued from previous page...*

Mol	Chain	Res	Type	Atoms	Z	Observed(°)	Ideal(°)
67	B1	2179	G	C1'-O4'-C4'	8.70	116.86	109.90
21	A2	1182	G	C5'-C4'-O4'	8.69	119.53	109.10
28	AV	60	PHE	C-N-CA	8.69	140.55	122.30
21	A2	10	G	O4'-C1'-N9	8.69	115.15	108.20
21	A2	474	G	N9-C1'-C2'	8.69	125.30	114.00
21	A2	980	C	C1'-O4'-C4'	-8.69	102.95	109.90
52	BB	17	PHE	CB-CG-CD2	-8.69	114.72	120.80
67	B1	1161	A	O4'-C1'-C2'	-8.69	97.11	105.80
67	B1	2420	C	O4'-C1'-C2'	-8.69	97.11	105.80
68	B3	15	G	C3'-C2'-C1'	-8.69	94.55	101.50
21	A2	1374	C	O4'-C1'-N1	8.69	115.15	108.20
67	B1	769	G	N9-C1'-C2'	8.68	125.29	114.00
67	B1	1575	G	O4'-C1'-C2'	-8.68	97.12	105.80
50	BV	39	ARG	NE-CZ-NH2	-8.68	115.96	120.30
67	B1	1804	G	O4'-C1'-N9	8.68	115.15	108.20
67	B1	3030	A	N9-C1'-C2'	-8.68	102.45	112.00
43	Bk	42	ARG	NH1-CZ-NH2	-8.68	109.85	119.40
67	B1	316	G	N1-C6-O6	8.68	125.11	119.90
21	A2	1095	C	C3'-C2'-C1'	-8.68	94.56	101.50
21	A2	1100	G	N9-C1'-C2'	8.68	125.28	114.00
67	B1	3016	G	O4'-C1'-N9	8.68	115.14	108.20
13	AX	17	ARG	NE-CZ-NH1	8.67	124.64	120.30
25	AH	84	HIS	CA-C-N	8.67	136.27	117.20
67	B1	878	G	C1'-O4'-C4'	-8.67	102.97	109.90
21	A2	435	A	O4'-C1'-C2'	-8.67	97.13	105.80
21	A2	1184	U	O4'-C1'-N1	8.67	115.13	108.20
67	B1	2936	U	O4'-C4'-C3'	-8.67	95.33	104.00
21	A2	892	C	P-O3'-C3'	8.67	130.10	119.70
37	BU	93	TYR	CB-CG-CD1	8.67	126.20	121.00
67	B1	1170	G	O4'-C1'-N9	8.67	115.13	108.20
67	B1	370	A	O4'-C1'-C2'	-8.66	97.14	105.80
67	B1	986	G	N1-C6-O6	8.66	125.10	119.90
67	B1	1186	G	C1'-O4'-C4'	-8.66	102.97	109.90
67	B1	2218	C	C1'-O4'-C4'	-8.66	102.97	109.90
21	A2	1212	U	O4'-C1'-N1	8.66	115.13	108.20
51	Bj	40	PHE	CB-CG-CD2	-8.66	114.74	120.80
67	B1	699	A	O4'-C1'-N9	8.66	115.13	108.20
21	A2	570	G	C1'-O4'-C4'	-8.66	102.97	109.90
21	A2	680	C	C3'-C2'-C1'	8.66	108.43	101.50
67	B1	1812	A	O4'-C1'-N9	8.66	115.13	108.20
67	B1	1071	A	C3'-C2'-C1'	8.66	108.42	101.50
67	B1	1771	C	P-O3'-C3'	8.65	130.09	119.70

*Continued on next page...*



*Continued from previous page...*

Mol	Chain	Res	Type	Atoms	Z	Observed(°)	Ideal(°)
67	B1	1845	C	O4'-C1'-N1	8.65	115.12	108.20
2	AK	92	ASP	CB-CG-OD2	-8.65	110.51	118.30
67	B1	2187	C	O4'-C1'-C2'	-8.65	97.15	105.80
67	B1	2643	U	O4'-C1'-N1	8.65	115.12	108.20
67	B1	1013	G	N1-C6-O6	8.65	125.09	119.90
21	A2	541	G	C1'-O4'-C4'	-8.65	102.98	109.90
21	A2	1067	G	O4'-C1'-N9	8.65	115.12	108.20
67	B1	729	A	N9-C1'-C2'	8.65	125.25	114.00
67	B1	1039	C	O4'-C1'-C2'	-8.65	97.15	105.80
21	A2	495	G	C1'-O4'-C4'	-8.65	102.98	109.90
21	A2	587	G	N1-C6-O6	8.65	125.09	119.90
21	A2	605	C	C3'-C2'-C1'	8.65	108.42	101.50
21	A2	762	G	N9-C1'-C2'	-8.65	102.49	112.00
67	B1	1963	G	C1'-O4'-C4'	-8.65	102.98	109.90
67	B1	2220	C	O4'-C1'-C2'	-8.65	97.15	105.80
67	B1	701	G	C1'-O4'-C4'	-8.65	102.98	109.90
67	B1	2238	G	C3'-C2'-C1'	-8.65	94.58	101.50
21	A2	1278	A	C1'-O4'-C4'	8.64	116.81	109.90
67	B1	2985	U	C3'-C2'-C1'	8.64	108.42	101.50
67	B1	775	C	C3'-C2'-C1'	8.64	108.41	101.50
67	B1	1403	C	O4'-C1'-C2'	-8.64	97.16	105.80
53	BD	32	ARG	NE-CZ-NH2	-8.64	115.98	120.30
67	B1	1127	C	O4'-C1'-N1	8.64	115.11	108.20
67	B1	2373	G	O5'-P-OP1	8.64	121.07	110.70
21	A2	706	G	O4'-C1'-C2'	-8.64	97.16	105.80
21	A2	1132	C	C3'-C2'-C1'	8.64	108.41	101.50
21	A2	239	A	C2'-C3'-O3'	8.63	128.50	109.50
21	A2	1196	A	N9-C1'-C2'	8.63	125.22	114.00
21	A2	1411	G	C3'-C2'-C1'	8.63	108.41	101.50
67	B1	603	G	C1'-O4'-C4'	-8.64	102.99	109.90
67	B1	2344	G	O4'-C1'-N9	8.63	115.11	108.20
67	B1	2354	A	C1'-O4'-C4'	-8.63	102.99	109.90
7	AB	201	ARG	NE-CZ-NH1	8.63	124.62	120.30
18	AF	11	ARG	NE-CZ-NH1	-8.63	115.98	120.30
67	B1	1709	C	O5'-P-OP1	-8.63	97.93	105.70
33	BC	139	TYR	CB-CG-CD1	-8.63	115.82	121.00
37	BU	23	ARG	NE-CZ-NH2	8.63	124.62	120.30
67	B1	274	C	C3'-C2'-C1'	8.63	108.41	101.50
67	B1	756	C	O4'-C1'-N1	8.63	115.10	108.20
54	BF	168	PHE	CB-CG-CD2	8.63	126.84	120.80
67	B1	117	A	C3'-C2'-C1'	8.63	108.40	101.50
67	B1	1589	G	C3'-C2'-C1'	8.63	108.40	101.50

*Continued on next page...*

*Continued from previous page...*

Mol	Chain	Res	Type	Atoms	Z	Observed(°)	Ideal(°)
67	B1	1431	U	O4'-C1'-N1	8.63	115.10	108.20
67	B1	1669	A	O4'-C1'-C2'	8.63	115.36	107.60
67	B1	2169	C	C3'-C2'-C1'	8.63	108.40	101.50
67	B1	2926	G	O4'-C1'-C2'	8.63	115.36	107.60
17	AO	145	ARG	NE-CZ-NH2	-8.62	115.99	120.30
21	A2	1406	U	O4'-C1'-C2'	-8.62	97.18	105.80
67	B1	1883	C	O4'-C1'-N1	8.62	115.10	108.20
21	A2	643	G	C3'-C2'-C1'	-8.62	94.60	101.50
67	B1	34	C	O4'-C1'-C2'	-8.62	97.18	105.80
21	A2	446	G	N1-C6-O6	8.62	125.07	119.90
67	B1	2519	C	O4'-C1'-N1	8.62	115.09	108.20
23	AT	28	PHE	CB-CG-CD2	8.62	126.83	120.80
67	B1	1228	G	C1'-O4'-C4'	8.62	116.79	109.90
67	B1	2334	G	C1'-O4'-C4'	-8.62	103.01	109.90
67	B1	2225	C	C3'-C2'-C1'	8.62	108.39	101.50
21	A2	1396	C	O4'-C1'-N1	8.61	115.09	108.20
67	B1	1612	G	O4'-C1'-N9	8.61	115.09	108.20
67	B1	2162	G	O4'-C1'-N9	8.61	115.09	108.20
21	A2	1399	G	P-O3'-C3'	-8.61	109.37	119.70
67	B1	2275	G	O4'-C1'-N9	8.61	115.09	108.20
5	AW	12	ARG	NE-CZ-NH1	8.61	124.60	120.30
6	AC	27	ARG	NE-CZ-NH1	8.61	124.60	120.30
21	A2	106	A	O4'-C1'-C2'	-8.61	97.19	105.80
30	AU	53	TYR	CB-CG-CD1	-8.61	115.83	121.00
51	Bj	52	ARG	NE-CZ-NH2	-8.61	116.00	120.30
67	B1	750	C	C3'-C2'-C1'	8.61	108.39	101.50
43	Bk	148	ARG	NE-CZ-NH1	8.61	124.60	120.30
67	B1	331	G	N1-C6-O6	8.61	125.06	119.90
30	AU	119	ARG	NE-CZ-NH2	8.61	124.60	120.30
6	AC	20	PHE	CB-CG-CD1	8.60	126.82	120.80
21	A2	512	U	O4'-C1'-C2'	8.60	115.34	107.60
67	B1	457	C	N1-C1'-C2'	8.60	125.18	114.00
67	B1	987	G	N1-C6-O6	8.60	125.06	119.90
21	A2	547	U	N1-C1'-C2'	8.60	125.18	114.00
21	A2	1241	U	O4'-C1'-C2'	-8.60	97.20	105.80
21	A2	1239	A	O4'-C1'-C2'	8.60	115.34	107.60
21	A2	831	A	C1'-O4'-C4'	8.60	116.78	109.90
21	A2	1445	A	P-O3'-C3'	-8.60	109.39	119.70
59	BM	75	ARG	NE-CZ-NH1	8.60	124.60	120.30
67	B1	2261	C	P-O3'-C3'	-8.60	109.38	119.70
67	B1	2432	G	C1'-O4'-C4'	8.60	116.78	109.90
21	A2	140	C	O4'-C1'-N1	8.59	115.08	108.20

*Continued on next page...*

*Continued from previous page...*

Mol	Chain	Res	Type	Atoms	Z	Observed(°)	Ideal(°)
21	A2	279	U	N1-C1'-C2'	8.59	125.17	114.00
67	B1	547	C	N1-C1'-C2'	8.59	125.17	114.00
67	B1	711	C	C1'-O4'-C4'	8.59	116.78	109.90
21	A2	991	C	O4'-C1'-N1	8.59	115.07	108.20
21	A2	1208	A	O4'-C1'-C2'	-8.59	97.21	105.80
21	A2	1239	A	O4'-C1'-N9	8.59	115.07	108.20
28	B6	63	TYR	CB-CG-CD1	8.59	126.15	121.00
36	Bf	33	ARG	O-C-N	-8.59	108.96	122.70
67	B1	540	A	C3'-C2'-C1'	8.59	108.37	101.50
67	B1	770	G	C4'-C3'-C2'	-8.59	94.01	102.60
67	B1	943	G	C4'-C3'-C2'	-8.58	94.02	102.60
67	B1	1697	G	O4'-C1'-N9	8.58	115.07	108.20
67	B1	2458	U	O4'-C1'-C2'	-8.58	97.22	105.80
67	B1	1585	U	C5'-C4'-O4'	-8.58	98.80	109.10
67	B1	2993	G	O4'-C1'-N9	8.58	115.06	108.20
15	AE	171	ARG	NE-CZ-NH2	-8.58	116.01	120.30
67	B1	2890	A	C3'-C2'-C1'	8.58	108.36	101.50
21	A2	1294	G	O4'-C1'-C2'	-8.58	97.22	105.80
47	BI	67	TYR	CB-CG-CD1	8.58	126.15	121.00
21	A2	22	G	P-O3'-C3'	-8.57	109.41	119.70
21	A2	352	A	O4'-C1'-C2'	-8.57	97.22	105.80
21	A2	1458	A	C1'-O4'-C4'	8.57	116.76	109.90
29	AL	92	GLU	N-CA-C	8.57	134.15	111.00
21	A2	106	A	C1'-O4'-C4'	8.57	116.76	109.90
67	B1	917	A	C5'-C4'-O4'	8.57	119.39	109.10
21	A2	556	G	O4'-C1'-C2'	8.57	115.31	107.60
67	B1	311	C	O4'-C1'-C2'	-8.57	97.23	105.80
67	B1	2622	C	C1'-O4'-C4'	-8.57	103.04	109.90
67	B1	2826	U	O4'-C1'-N1	8.57	115.06	108.20
67	B1	645	U	C1'-O4'-C4'	8.57	116.75	109.90
67	B1	711	C	O4'-C1'-N1	8.57	115.05	108.20
67	B1	1411	G	N9-C1'-C2'	8.57	125.14	114.00
67	B1	2354	A	N9-C1'-C2'	8.57	125.14	114.00
21	A2	335	G	C1'-O4'-C4'	-8.56	103.05	109.90
67	B1	349	A	O4'-C1'-C2'	-8.56	97.23	105.80
67	B1	684	G	O4'-C1'-C2'	8.56	115.31	107.60
67	B1	1389	A	O4'-C1'-C2'	-8.56	97.23	105.80
67	B1	528	G	O4'-C1'-C2'	8.56	115.31	107.60
67	B1	1600	G	N9-C1'-C2'	-8.56	102.58	112.00
21	A2	1097	G	P-O3'-C3'	-8.56	109.43	119.70
67	B1	998	G	N9-C1'-C2'	-8.56	102.58	112.00
67	B1	1237	A	O4'-C1'-N9	8.56	115.05	108.20

*Continued on next page...*

*Continued from previous page...*

Mol	Chain	Res	Type	Atoms	Z	Observed(°)	Ideal(°)
67	B1	142	G	O4'-C1'-N9	8.56	115.05	108.20
67	B1	1346	G	O4'-C1'-C2'	8.56	115.30	107.60
67	B1	1407	A	C3'-C2'-C1'	8.56	108.35	101.50
21	A2	145	A	O4'-C1'-C2'	-8.56	97.24	105.80
21	A2	735	A	O4'-C1'-N9	8.56	115.05	108.20
67	B1	1365	G	C3'-C2'-C1'	-8.56	94.65	101.50
67	B1	2435	G	C3'-C2'-C1'	-8.56	94.65	101.50
67	B1	23	G	O4'-C1'-N9	8.56	115.05	108.20
67	B1	2040	A	O4'-C1'-C2'	-8.56	97.24	105.80
12	AN	131	ARG	NE-CZ-NH1	8.55	124.58	120.30
21	A2	1229	A	C1'-O4'-C4'	8.55	116.74	109.90
67	B1	2258	A	C3'-C2'-C1'	8.55	108.34	101.50
67	B1	1878	G	N1-C6-O6	8.55	125.03	119.90
67	B1	2303	A	P-O5'-C5'	8.55	134.58	120.90
21	A2	472	C	C3'-C2'-C1'	8.55	108.34	101.50
67	B1	2052	A	C3'-C2'-C1'	-8.55	94.66	101.50
21	A2	694	U	N1-C1'-C2'	-8.55	102.60	112.00
67	B1	1431	U	C3'-C2'-C1'	-8.55	94.66	101.50
25	AH	201	TYR	CB-CG-CD1	-8.55	115.87	121.00
67	B1	728	A	O4'-C1'-N9	8.55	115.04	108.20
67	B1	1057	C	P-O3'-C3'	-8.54	109.45	119.70
67	B1	2985	U	C1'-O4'-C4'	8.54	116.74	109.90
67	B1	2189	C	C1'-O4'-C4'	-8.54	103.07	109.90
21	A2	35	G	N9-C1'-C2'	8.54	125.10	114.00
21	A2	200	G	N9-C1'-C2'	-8.54	102.61	112.00
21	A2	1174	A	C3'-C2'-C1'	8.54	108.33	101.50
67	B1	1040	C	O4'-C1'-C2'	-8.54	97.26	105.80
67	B1	1163	U	N1-C1'-C2'	-8.54	102.61	112.00
67	B1	2015	G	O4'-C1'-C2'	-8.54	97.26	105.80
67	B1	2753	G	C3'-C2'-C1'	-8.54	94.67	101.50
67	B1	2979	C	O4'-C1'-N1	8.54	115.03	108.20
27	A0	28	C	C3'-C2'-C1'	8.54	108.33	101.50
67	B1	1486	G	O4'-C1'-N9	8.53	115.03	108.20
67	B1	1632	U	C1'-O4'-C4'	8.54	116.73	109.90
67	B1	1915	G	O4'-C1'-N9	8.53	115.03	108.20
16	AJ	43	ARG	NE-CZ-NH1	8.53	124.56	120.30
52	BB	220	ARG	NE-CZ-NH1	8.53	124.56	120.30
67	B1	2251	G	P-O5'-C5'	8.53	134.55	120.90
67	B1	798	G	C1'-O4'-C4'	-8.53	103.08	109.90
67	B1	2750	C	N1-C1'-C2'	8.53	125.09	114.00
21	A2	109	U	O4'-C1'-N1	8.52	115.02	108.20
21	A2	1491	C	N1-C1'-C2'	8.52	125.08	114.00

*Continued on next page...*

*Continued from previous page...*

Mol	Chain	Res	Type	Atoms	Z	Observed(°)	Ideal(°)
21	A2	542	G	C3'-C2'-C1'	-8.52	94.68	101.50
18	AF	13	LEU	CB-CA-C	8.52	126.39	110.20
67	B1	365	G	N9-C1'-C2'	-8.52	102.63	112.00
67	B1	1565	G	C1'-O4'-C4'	8.52	116.71	109.90
68	B3	79	U	C3'-C2'-C1'	8.52	108.31	101.50
67	B1	699	A	P-O3'-C3'	-8.52	109.48	119.70
67	B1	1152	C	C1'-O4'-C4'	-8.52	103.09	109.90
21	A2	494	G	O4'-C1'-C2'	8.52	115.26	107.60
68	B3	79	U	O4'-C1'-C2'	-8.52	97.28	105.80
21	A2	18	C	P-O3'-C3'	-8.51	109.48	119.70
21	A2	385	A	O4'-C1'-N9	8.51	115.01	108.20
21	A2	1403	U	C5'-C4'-O4'	-8.51	98.89	109.10
67	B1	512	G	O4'-C1'-N9	8.51	115.01	108.20
67	B1	2672	A	O4'-C1'-N9	8.51	115.01	108.20
67	B1	2927	A	C3'-C2'-C1'	8.51	108.31	101.50
21	A2	1059	C	N1-C1'-C2'	8.51	125.06	114.00
67	B1	45	G	N1-C6-O6	8.51	125.00	119.90
28	B6	68	TYR	CG-CD1-CE1	-8.51	114.50	121.30
67	B1	1097	G	O4'-C1'-N9	8.51	115.01	108.20
67	B1	2070	U	C1'-O4'-C4'	-8.51	103.09	109.90
21	A2	1182	G	C3'-C2'-C1'	-8.50	94.70	101.50
25	AH	95	SER	N-CA-C	8.50	133.96	111.00
67	B1	665	C	C3'-C2'-C1'	8.50	108.30	101.50
67	B1	1494	U	N1-C1'-C2'	-8.50	102.65	112.00
21	A2	986	G	N1-C6-O6	8.50	125.00	119.90
11	A1	58	A	C1'-O4'-C4'	8.50	116.70	109.90
29	AL	92	GLU	CA-C-N	8.50	135.89	117.20
67	B1	2158	G	P-O3'-C3'	8.50	129.90	119.70
67	B1	2298	C	C3'-C2'-C1'	8.50	108.30	101.50
67	B1	1955	U	C1'-O4'-C4'	8.49	116.69	109.90
67	B1	2188	C	N1-C1'-C2'	8.49	125.04	114.00
67	B1	2365	G	O4'-C1'-N9	8.49	115.00	108.20
21	A2	302	A	O4'-C1'-C2'	-8.49	97.31	105.80
67	B1	1530	A	N9-C1'-C2'	-8.49	102.66	112.00
21	A2	421	U	O4'-C1'-N1	8.49	114.99	108.20
21	A2	1353	C	C3'-C2'-C1'	8.49	108.29	101.50
67	B1	443	C	C3'-C2'-C1'	8.49	108.29	101.50
67	B1	2515	U	N1-C1'-C2'	8.49	125.03	114.00
67	B1	2699	U	O4'-C1'-N1	8.49	114.99	108.20
7	AB	109	PHE	CB-CG-CD2	-8.48	114.86	120.80
8	AR	53	TYR	CB-CG-CD2	-8.48	115.91	121.00
21	A2	565	C	P-O3'-C3'	-8.48	109.52	119.70

*Continued on next page...*

*Continued from previous page...*

Mol	Chain	Res	Type	Atoms	Z	Observed(°)	Ideal(°)
21	A2	835	C	O4'-C1'-N1	8.48	114.98	108.20
67	B1	1416	G	O4'-C1'-N9	8.48	114.99	108.20
67	B1	2843	C	C1'-O4'-C4'	-8.48	103.11	109.90
11	A1	66	C	C3'-C2'-C1'	8.48	108.28	101.50
21	A2	88	G	O5'-P-OP1	-8.48	98.07	105.70
67	B1	840	G	O4'-C1'-N9	8.48	114.98	108.20
67	B1	1245	C	C3'-C2'-C1'	8.48	108.28	101.50
21	A2	57	G	O4'-C1'-N9	8.47	114.98	108.20
21	A2	1453	U	C1'-O4'-C4'	8.47	116.68	109.90
34	B5	47	ARG	CA-C-N	8.47	135.84	117.20
21	A2	1143	G	O4'-C1'-N9	8.47	114.98	108.20
67	B1	585	G	C1'-O4'-C4'	-8.47	103.12	109.90
67	B1	2351	G	N9-C1'-C2'	-8.47	102.68	112.00
67	B1	1476	C	C3'-C2'-C1'	8.47	108.28	101.50
67	B1	2604	G	C1'-O4'-C4'	-8.47	103.12	109.90
21	A2	445	G	N1-C6-O6	8.47	124.98	119.90
21	A2	601	G	N9-C1'-C2'	-8.47	102.68	112.00
67	B1	243	G	O4'-C1'-C2'	-8.47	97.33	105.80
67	B1	664	A	O4'-C1'-N9	8.47	114.97	108.20
67	B1	1005	G	N1-C6-O6	8.47	124.98	119.90
67	B1	2136	G	N9-C1'-C2'	8.47	125.01	114.00
21	A2	169	C	O4'-C1'-N1	8.47	114.97	108.20
21	A2	1167	C	O4'-C1'-C2'	-8.46	97.34	105.80
21	A2	1365	G	C1'-O4'-C4'	-8.46	103.13	109.90
67	B1	393	C	C4'-C3'-C2'	-8.47	94.13	102.60
67	B1	656	G	O4'-C1'-N9	8.46	114.97	108.20
21	A2	1146	G	O4'-C1'-N9	8.46	114.97	108.20
67	B1	1734	G	O4'-C1'-N9	8.46	114.97	108.20
21	A2	376	G	O4'-C1'-N9	8.46	114.97	108.20
54	BF	56	TYR	CB-CG-CD1	8.46	126.08	121.00
21	A2	142	G	O4'-C1'-C2'	8.46	115.21	107.60
67	B1	331	G	P-O3'-C3'	8.46	129.85	119.70
21	A2	1403	U	C3'-C2'-C1'	8.46	108.27	101.50
21	A2	1272	G	O4'-C1'-C2'	8.45	115.21	107.60
21	A2	1337	A	N9-C1'-C2'	-8.45	102.70	112.00
33	BC	44	TYR	CB-CG-CD1	-8.46	115.93	121.00
67	B1	2947	G	P-O5'-C5'	-8.46	107.37	120.90
21	A2	1220	G	P-O5'-C5'	8.45	134.42	120.90
27	A0	32	C	O4'-C1'-C2'	-8.45	97.35	105.80
67	B1	1060	C	C1'-O4'-C4'	8.45	116.66	109.90
67	B1	1223	A	C5'-C4'-C3'	-8.45	102.48	116.00
21	A2	479	C	O4'-C1'-N1	8.45	114.96	108.20

*Continued on next page...*

*Continued from previous page...*

Mol	Chain	Res	Type	Atoms	Z	Observed(°)	Ideal(°)
67	B1	761	U	P-O3'-C3'	8.45	129.84	119.70
67	B1	2851	A	O4'-C1'-C2'	8.45	115.20	107.60
1	AQ	16	ARG	NE-CZ-NH2	8.45	124.52	120.30
25	AH	163	ARG	NE-CZ-NH1	8.45	124.52	120.30
67	B1	43	G	P-O3'-C3'	8.45	129.84	119.70
67	B1	620	G	O4'-C1'-C2'	8.45	115.20	107.60
67	B1	3046	C	O4'-C1'-N1	8.45	114.96	108.20
21	A2	50	C	C3'-C2'-C1'	8.44	108.25	101.50
21	A2	214	C	N1-C1'-C2'	8.44	124.98	114.00
21	A2	503	G	C3'-C2'-C1'	-8.45	94.74	101.50
21	A2	510	A	O4'-C1'-C2'	-8.45	97.36	105.80
67	B1	1018	G	N1-C6-O6	8.45	124.97	119.90
21	A2	559	G	C3'-C2'-C1'	8.44	108.25	101.50
21	A2	1255	C	C1'-O4'-C4'	-8.44	103.15	109.90
67	B1	2489	C	N1-C1'-C2'	8.44	124.98	114.00
21	A2	1312	C	O4'-C1'-C2'	-8.44	97.36	105.80
67	B1	182	U	O4'-C1'-N1	8.44	114.95	108.20
36	Bf	3	ARG	CB-CG-CD	8.44	133.54	111.60
40	BE	83	ARG	NE-CZ-NH1	8.44	124.52	120.30
67	B1	670	G	C3'-C2'-C1'	8.44	108.25	101.50
67	B1	1082	A	C3'-C2'-C1'	8.44	108.25	101.50
67	B1	2295	C	O4'-C1'-C2'	-8.44	97.36	105.80
21	A2	1256	C	P-O3'-C3'	8.44	129.82	119.70
67	B1	2708	U	N1-C1'-C2'	8.44	124.97	114.00
21	A2	1278	A	O4'-C1'-C2'	-8.43	97.37	105.80
21	A2	1405	C	C1'-O4'-C4'	8.43	116.65	109.90
67	B1	2174	G	N9-C1'-C2'	-8.43	102.72	112.00
61	Bd	80	MET	N-CA-CB	8.43	125.78	110.60
67	B1	770	G	P-O3'-C3'	-8.43	109.58	119.70
67	B1	2942	G	O4'-C1'-N9	8.43	114.95	108.20
21	A2	30	C	C1'-O4'-C4'	-8.43	103.16	109.90
32	BO	196	PHE	CB-CG-CD2	8.43	126.70	120.80
67	B1	1331	U	O4'-C1'-N1	8.43	114.94	108.20
36	Bf	4	ASN	N-CA-C	-8.43	88.24	111.00
67	B1	1328	G	C3'-C2'-C1'	8.43	108.24	101.50
67	B1	1962	G	O4'-C1'-N9	8.43	114.94	108.20
67	B1	2563	A	C1'-O4'-C4'	8.43	116.64	109.90
21	A2	67	C	O4'-C1'-N1	8.43	114.94	108.20
21	A2	330	U	P-O3'-C3'	-8.43	109.59	119.70
27	A0	47	U	C3'-C2'-C1'	-8.43	94.76	101.50
67	B1	1219	C	O4'-C1'-N1	8.43	114.94	108.20
21	A2	1185	A	C3'-C2'-C1'	8.42	108.24	101.50

*Continued on next page...*

*Continued from previous page...*

Mol	Chain	Res	Type	Atoms	Z	Observed(°)	Ideal(°)
67	B1	2220	C	C3'-C2'-C1'	8.42	108.24	101.50
67	B1	2438	U	C4'-C3'-C2'	-8.42	94.18	102.60
67	B1	2319	C	O4'-C1'-C2'	-8.42	97.38	105.80
21	A2	784	G	O4'-C1'-N9	8.42	114.94	108.20
21	A2	463	G	O4'-C1'-C2'	8.42	115.18	107.60
67	B1	1201	G	C3'-C2'-C1'	-8.42	94.77	101.50
24	AA	26	PHE	CB-CG-CD1	8.42	126.69	120.80
67	B1	571	G	O4'-C1'-N9	8.42	114.93	108.20
67	B1	863	C	N1-C1'-C2'	8.41	124.94	114.00
67	B1	1368	A	O4'-C1'-C2'	-8.41	97.39	105.80
67	B1	3028	U	O4'-C1'-N1	8.41	114.93	108.20
67	B1	2077	A	O4'-C1'-C2'	-8.41	97.39	105.80
67	B1	3003	A	O4'-C1'-N9	8.41	114.93	108.20
67	B1	1230	G	N9-C1'-C2'	8.41	124.93	114.00
21	A2	717	C	O4'-C1'-N1	8.40	114.92	108.20
21	A2	151	G	O4'-C1'-N9	8.40	114.92	108.20
67	B1	2016	C	O4'-C1'-N1	8.40	114.92	108.20
67	B1	2318	G	C3'-C2'-C1'	-8.40	94.78	101.50
43	Bk	42	ARG	CB-CG-CD	8.40	133.44	111.60
67	B1	128	C	C1'-O4'-C4'	-8.40	103.18	109.90
67	B1	354	G	O4'-C1'-C2'	8.40	115.16	107.60
67	B1	2058	C	O4'-C1'-N1	8.40	114.92	108.20
67	B1	2193	G	O4'-C1'-N9	8.40	114.92	108.20
67	B1	2582	C	O4'-C1'-C2'	-8.40	97.40	105.80
21	A2	56	A	O4'-C1'-N9	8.40	114.92	108.20
21	A2	1208	A	C5'-C4'-O4'	8.40	119.18	109.10
67	B1	171	A	C3'-C2'-C1'	8.40	108.22	101.50
67	B1	707	U	O4'-C1'-N1	8.40	114.92	108.20
67	B1	420	U	C1'-O4'-C4'	8.40	116.62	109.90
67	B1	1860	A	C1'-O4'-C4'	8.40	116.62	109.90
67	B1	2574	G	O4'-C1'-C2'	-8.40	97.40	105.80
21	A2	1448	A	C1'-O4'-C4'	8.39	116.61	109.90
67	B1	2732	U	P-O3'-C3'	8.39	129.77	119.70
21	A2	499	G	C1'-O4'-C4'	-8.39	103.19	109.90
21	A2	1301	U	O4'-C1'-N1	8.39	114.91	108.20
62	BN	108	TYR	CB-CG-CD1	-8.39	115.97	121.00
67	B1	2740	G	N1-C6-O6	8.39	124.93	119.90
21	A2	1352	G	C1'-O4'-C4'	-8.39	103.19	109.90
67	B1	116	G	P-O3'-C3'	-8.39	109.63	119.70
67	B1	1011	A	N9-C1'-C2'	8.39	124.90	114.00
12	AN	30	TYR	CB-CG-CD1	8.38	126.03	121.00
21	A2	575	A	O4'-C1'-C2'	-8.38	97.42	105.80

*Continued on next page...*



*Continued from previous page...*

Mol	Chain	Res	Type	Atoms	Z	Observed(°)	Ideal(°)
67	B1	397	G	C3'-C2'-C1'	-8.38	94.79	101.50
67	B1	437	G	N9-C1'-C2'	-8.38	102.78	112.00
67	B1	1098	C	N1-C1'-C2'	8.39	124.90	114.00
67	B1	1706	G	N9-C1'-C2'	-8.38	102.78	112.00
68	B3	99	G	C1'-O4'-C4'	-8.38	103.19	109.90
20	A3	6	TYR	N-CA-CB	8.38	125.69	110.60
61	Bd	18	PRO	C-N-CA	8.38	139.90	122.30
67	B1	237	G	P-O3'-C3'	8.38	129.76	119.70
67	B1	1246	G	O5'-P-OP2	-8.38	98.16	105.70
67	B1	1402	C	C1'-O4'-C4'	-8.38	103.19	109.90
67	B1	1470	C	N1-C1'-C2'	8.38	124.89	114.00
67	B1	3038	A	P-O5'-C5'	8.38	134.31	120.90
68	B3	74	U	C3'-C2'-C1'	8.38	108.20	101.50
21	A2	365	C	C3'-C2'-C1'	8.38	108.20	101.50
67	B1	1567	C	O5'-P-OP1	-8.38	98.16	105.70
67	B1	1677	A	C1'-O4'-C4'	-8.38	103.20	109.90
67	B1	1927	C	O4'-C1'-N1	8.38	114.90	108.20
67	B1	2559	G	N9-C1'-C2'	8.38	124.89	114.00
67	B1	878	G	P-O3'-C3'	-8.38	109.65	119.70
67	B1	1659	G	N1-C6-O6	8.38	124.93	119.90
67	B1	2938	G	C1'-O4'-C4'	-8.38	103.20	109.90
4	AG	53	LYS	C-N-CA	8.37	142.63	121.70
61	Bd	9	SER	N-CA-CB	8.37	123.06	110.50
67	B1	1519	G	O4'-C1'-C2'	-8.37	97.43	105.80
67	B1	701	G	P-O3'-C3'	8.37	129.75	119.70
67	B1	2766	C	C1'-O4'-C4'	-8.37	103.20	109.90
21	A2	1265	G	O4'-C1'-N9	8.37	114.90	108.20
67	B1	2049	U	O4'-C1'-N1	8.37	114.89	108.20
67	B1	2511	C	C3'-C2'-C1'	8.37	108.20	101.50
58	BP	85	PHE	CB-CG-CD2	-8.37	114.94	120.80
67	B1	302	U	P-O3'-C3'	8.37	129.74	119.70
67	B1	306	G	N9-C1'-C2'	8.37	124.88	114.00
67	B1	1539	U	C1'-O4'-C4'	8.36	116.59	109.90
27	A0	22	G	N9-C1'-C2'	8.36	124.87	114.00
67	B1	59	U	C3'-C2'-C1'	8.36	108.19	101.50
67	B1	433	C	O4'-C1'-N1	8.36	114.89	108.20
67	B1	1535	U	O4'-C1'-N1	8.36	114.89	108.20
67	B1	76	C	O4'-C1'-C2'	-8.36	97.44	105.80
21	A2	370	A	N9-C1'-C2'	-8.35	102.81	112.00
21	A2	486	A	C5'-C4'-O4'	8.35	119.12	109.10
67	B1	328	G	O4'-C1'-N9	8.35	114.88	108.20
67	B1	777	A	O4'-C1'-C2'	-8.35	97.45	105.80

*Continued on next page...*

*Continued from previous page...*

Mol	Chain	Res	Type	Atoms	Z	Observed(°)	Ideal(°)
67	B1	780	G	O4'-C1'-N9	8.35	114.88	108.20
68	B3	100	A	C3'-C2'-C1'	-8.35	94.82	101.50
13	AX	46	ARG	NE-CZ-NH1	8.35	124.47	120.30
49	BQ	100	ARG	NE-CZ-NH1	8.35	124.47	120.30
67	B1	1195	G	C1'-O4'-C4'	8.35	116.58	109.90
67	B1	1659	G	C5-C6-O6	-8.35	123.59	128.60
21	A2	703	U	O4'-C1'-C2'	-8.34	97.46	105.80
67	B1	692	C	C3'-C2'-C1'	8.34	108.17	101.50
67	B1	845	U	C3'-C2'-C1'	8.34	108.17	101.50
67	B1	1368	A	O4'-C1'-N9	8.34	114.87	108.20
67	B1	3025	C	O4'-C1'-N1	8.34	114.88	108.20
67	B1	233	A	C1'-O4'-C4'	-8.34	103.23	109.90
67	B1	747	G	O4'-C1'-N9	8.34	114.87	108.20
67	B1	2075	U	O4'-C1'-N1	8.34	114.87	108.20
67	B1	1705	C	C1'-O4'-C4'	-8.34	103.23	109.90
67	B1	2144	U	C1'-O4'-C4'	8.34	116.57	109.90
67	B1	2378	C	N1-C1'-C2'	8.34	124.84	114.00
11	A1	38	G	C5'-C4'-O4'	8.34	119.11	109.10
21	A2	494	G	O4'-C1'-N9	8.34	114.87	108.20
21	A2	941	C	C3'-C2'-C1'	8.34	108.17	101.50
21	A2	1142	G	N9-C1'-C2'	8.34	124.84	114.00
67	B1	2371	A	N9-C1'-C2'	8.34	124.84	114.00
21	A2	723	G	C4'-C3'-C2'	-8.33	94.27	102.60
21	A2	1394	G	N9-C1'-C2'	8.33	124.83	114.00
63	Bg	19	ARG	NE-CZ-NH2	-8.33	116.13	120.30
21	A2	666	G	O4'-C1'-N9	8.33	114.86	108.20
25	AH	98	VAL	CA-CB-CG1	-8.33	98.40	110.90
67	B1	637	G	N1-C6-O6	8.33	124.90	119.90
67	B1	826	C	N1-C1'-C2'	8.33	124.83	114.00
67	B1	1038	U	C5'-C4'-C3'	-8.33	102.67	116.00
67	B1	2739	G	C1'-O4'-C4'	-8.33	103.24	109.90
21	A2	276	A	O4'-C1'-N9	8.33	114.86	108.20
27	A0	27	C	N1-C1'-C2'	8.33	124.83	114.00
67	B1	56	G	O4'-C1'-N9	8.33	114.86	108.20
21	A2	912	G	O4'-C1'-N9	8.33	114.86	108.20
11	A1	29	C	O4'-C1'-N1	8.32	114.86	108.20
21	A2	255	G	N9-C1'-C2'	8.32	124.82	114.00
67	B1	2009	G	O4'-C1'-C2'	8.32	115.09	107.60
49	BQ	120	TYR	CB-CG-CD2	-8.32	116.01	121.00
67	B1	1070	G	O4'-C1'-C2'	-8.32	97.48	105.80
67	B1	2514	C	N1-C1'-C2'	8.32	124.82	114.00
67	B1	3041	U	N1-C1'-C2'	8.32	124.82	114.00

*Continued on next page...*

*Continued from previous page...*

Mol	Chain	Res	Type	Atoms	Z	Observed(°)	Ideal(°)
41	Ba	88	ARG	NE-CZ-NH2	-8.32	116.14	120.30
67	B1	2522	C	C1'-O4'-C4'	8.32	116.56	109.90
67	B1	2662	G	O4'-C1'-N9	8.32	114.86	108.20
21	A2	498	C	O4'-C1'-N1	8.32	114.85	108.20
21	A2	1410	G	C3'-C2'-C1'	8.32	108.16	101.50
67	B1	239	G	O4'-C1'-N9	8.32	114.85	108.20
67	B1	2263	G	C1'-O4'-C4'	8.32	116.55	109.90
21	A2	1468	A	N9-C1'-C2'	-8.32	102.85	112.00
67	B1	2999	G	C1'-O4'-C4'	-8.32	103.25	109.90
21	A2	913	G	O4'-C1'-N9	8.31	114.85	108.20
67	B1	2215	U	N1-C1'-C2'	8.31	124.81	114.00
67	B1	1271	G	C1'-O4'-C4'	-8.31	103.25	109.90
21	A2	39	U	O4'-C1'-N1	8.31	114.85	108.20
21	A2	253	G	O4'-C1'-N9	8.31	114.85	108.20
21	A2	1258	C	O4'-C1'-C2'	-8.31	97.49	105.80
67	B1	2279	G	N9-C1'-C2'	8.31	124.80	114.00
67	B1	2758	G	O4'-C1'-N9	8.31	114.85	108.20
67	B1	3004	C	N1-C1'-C2'	8.31	124.81	114.00
67	B1	507	G	C4'-C3'-C2'	-8.31	94.29	102.60
38	Bb	15	ARG	NE-CZ-NH1	8.31	124.45	120.30
67	B1	1394	G	O4'-C1'-C2'	-8.31	97.49	105.80
67	B1	2298	C	O4'-C1'-C2'	-8.31	97.49	105.80
21	A2	41	C	N1-C1'-C2'	8.31	124.80	114.00
2	AK	10	ARG	NE-CZ-NH2	-8.30	116.15	120.30
21	A2	658	A	C3'-C2'-C1'	8.30	108.14	101.50
67	B1	791	C	C1'-O4'-C4'	8.31	116.55	109.90
67	B1	2431	C	C3'-C2'-C1'	8.31	108.14	101.50
62	BN	79	ARG	NE-CZ-NH2	-8.30	116.15	120.30
67	B1	996	U	N1-C1'-C2'	-8.30	102.87	112.00
67	B1	1165	C	C3'-C2'-C1'	8.30	108.14	101.50
67	B1	1241	C	O4'-C1'-C2'	-8.30	97.50	105.80
67	B1	2447	A	C1'-O4'-C4'	-8.30	103.26	109.90
54	BF	168	PHE	CB-CG-CD1	-8.30	114.99	120.80
67	B1	399	C	O4'-C1'-N1	8.30	114.84	108.20
67	B1	2057	G	C1'-O4'-C4'	8.30	116.54	109.90
67	B1	2597	A	C3'-C2'-C1'	8.30	108.14	101.50
67	B1	2809	G	O4'-C1'-C2'	8.30	115.07	107.60
21	A2	1022	U	O4'-C1'-C2'	-8.30	97.50	105.80
67	B1	1241	C	C3'-C2'-C1'	8.30	108.14	101.50
10	AD	168	ARG	NE-CZ-NH1	8.29	124.45	120.30
21	A2	1358	A	C4'-C3'-C2'	-8.29	94.31	102.60
67	B1	1409	U	N1-C1'-C2'	8.29	124.78	114.00

*Continued on next page...*

*Continued from previous page...*

Mol	Chain	Res	Type	Atoms	Z	Observed(°)	Ideal(°)
67	B1	1517	G	C3'-C2'-C1'	-8.30	94.86	101.50
67	B1	2065	C	O4'-C1'-N1	8.29	114.83	108.20
67	B1	2172	G	O4'-C1'-C2'	8.29	115.06	107.60
67	B1	219	G	C5'-C4'-C3'	8.29	129.27	116.00
49	BQ	139	TYR	CG-CD1-CE1	-8.29	114.67	121.30
53	BD	254	TYR	CB-CG-CD2	8.29	125.97	121.00
67	B1	1562	U	O4'-C1'-C2'	-8.29	97.51	105.80
67	B1	36	G	O4'-C1'-N9	8.29	114.83	108.20
67	B1	293	G	N9-C1'-C2'	-8.29	102.88	112.00
67	B1	2920	C	O4'-C1'-C2'	-8.29	97.51	105.80
7	AB	15	ALA	N-CA-CB	8.29	121.70	110.10
20	A3	79	TYR	CB-CG-CD1	-8.29	116.03	121.00
33	BC	343	ARG	NE-CZ-NH2	-8.29	116.16	120.30
67	B1	1509	C	N1-C1'-C2'	8.28	124.77	114.00
21	A2	228	G	O4'-C1'-C2'	-8.28	97.52	105.80
67	B1	1119	A	O4'-C1'-N9	8.28	114.82	108.20
67	B1	1431	U	P-O3'-C3'	-8.28	109.76	119.70
67	B1	1597	G	N9-C1'-C2'	-8.28	102.89	112.00
67	B1	1628	C	C3'-C2'-C1'	8.28	108.12	101.50
21	A2	1171	G	O4'-C1'-C2'	-8.28	97.52	105.80
31	BY	29	HIS	CA-CB-CG	-8.28	99.53	113.60
63	Bg	15	TYR	CB-CG-CD2	-8.28	116.03	121.00
67	B1	2057	G	O4'-C1'-C2'	-8.28	97.52	105.80
21	A2	798	U	C3'-C2'-C1'	8.28	108.12	101.50
67	B1	98	G	P-O5'-C5'	8.28	134.14	120.90
67	B1	898	G	N9-C1'-C2'	8.28	124.76	114.00
67	B1	2178	A	O4'-C1'-N9	-8.28	101.58	108.20
67	B1	1298	C	N1-C1'-C2'	8.27	124.76	114.00
67	B1	3033	G	C4'-C3'-C2'	-8.27	94.33	102.60
15	AE	55	TYR	CB-CG-CD2	-8.27	116.04	121.00
21	A2	1043	U	O4'-C1'-C2'	-8.27	97.53	105.80
21	A2	1311	C	C3'-C2'-C1'	8.27	108.11	101.50
53	BD	78	ARG	NE-CZ-NH1	8.27	124.44	120.30
64	Bc	73	LYS	N-CA-CB	-8.27	95.72	110.60
21	A2	1231	G	C3'-C2'-C1'	8.27	108.11	101.50
7	AB	121	ARG	NE-CZ-NH1	8.27	124.43	120.30
67	B1	1484	U	C3'-C2'-C1'	8.27	108.11	101.50
67	B1	2615	U	C1'-O4'-C4'	-8.27	103.29	109.90
67	B1	2742	G	C5-C6-O6	-8.27	123.64	128.60
67	B1	2907	C	N1-C1'-C2'	8.27	124.75	114.00
21	A2	159	C	C3'-C2'-C1'	8.26	108.11	101.50
67	B1	2904	U	O4'-C1'-N1	8.26	114.81	108.20

*Continued on next page...*

*Continued from previous page...*

Mol	Chain	Res	Type	Atoms	Z	Observed(°)	Ideal(°)
67	B1	553	C	C3'-C2'-C1'	8.26	108.11	101.50
67	B1	1347	U	O4'-C1'-N1	8.26	114.81	108.20
67	B1	2019	C	O4'-C1'-C2'	-8.26	97.54	105.80
67	B1	798	G	O4'-C1'-N9	-8.26	101.59	108.20
67	B1	857	U	O4'-C1'-C2'	8.26	115.03	107.60
67	B1	1882	C	C3'-C2'-C1'	8.26	108.11	101.50
67	B1	575	G	N9-C1'-C2'	8.26	124.74	114.00
67	B1	2319	C	C3'-C2'-C1'	8.26	108.11	101.50
67	B1	2416	G	C1'-O4'-C4'	8.26	116.51	109.90
67	B1	2990	G	C1'-O4'-C4'	-8.26	103.29	109.90
21	A2	412	U	O4'-C1'-N1	8.26	114.81	108.20
4	AG	77	ASP	N-CA-C	8.26	133.29	111.00
21	A2	654	U	C1'-O4'-C4'	8.26	116.50	109.90
21	A2	697	A	O4'-C1'-C2'	8.26	115.03	107.60
27	A0	76	A	O4'-C1'-N9	8.26	114.81	108.20
46	BA	104	TYR	CB-CG-CD2	-8.26	116.05	121.00
28	B6	72	TYR	CB-CG-CD2	-8.26	116.05	121.00
67	B1	69	C	O4'-C1'-C2'	-8.26	97.55	105.80
67	B1	517	A	O4'-C1'-N9	8.26	114.80	108.20
67	B1	652	G	C3'-C2'-C1'	8.26	108.11	101.50
67	B1	2345	U	O4'-C1'-N1	8.26	114.81	108.20
67	B1	2423	G	O4'-C1'-N9	8.26	114.80	108.20
21	A2	1487	U	O4'-C1'-N1	8.25	114.80	108.20
52	BB	220	ARG	NE-CZ-NH2	-8.25	116.17	120.30
67	B1	361	G	O4'-C1'-N9	8.25	114.80	108.20
67	B1	1305	C	O5'-P-OP1	-8.25	98.27	105.70
21	A2	673	C	O4'-C1'-N1	8.25	114.80	108.20
67	B1	42	G	C1'-O4'-C4'	-8.25	103.30	109.90
21	A2	523	C	O4'-C1'-C2'	-8.25	97.55	105.80
27	A0	12	U	O4'-C1'-N1	8.25	114.80	108.20
33	BC	279	ARG	NE-CZ-NH2	-8.25	116.17	120.30
67	B1	2055	U	C4'-C3'-C2'	-8.25	94.35	102.60
11	A1	44	G	C1'-O4'-C4'	-8.25	103.30	109.90
21	A2	195	C	C3'-C2'-C1'	8.25	108.10	101.50
21	A2	806	G	P-O3'-C3'	-8.24	109.81	119.70
67	B1	1070	G	C3'-C2'-C1'	8.24	108.09	101.50
67	B1	2922	G	N9-C1'-C2'	-8.24	102.93	112.00
21	A2	110	C	O4'-C1'-C2'	-8.24	97.56	105.80
32	BO	61	SER	N-CA-CB	8.24	122.86	110.50
34	B5	45	ARG	NE-CZ-NH2	-8.24	116.18	120.30
67	B1	2013	A	C3'-C2'-C1'	8.24	108.09	101.50
67	B1	2385	G	C3'-C2'-C1'	8.24	108.09	101.50

*Continued on next page...*

*Continued from previous page...*

Mol	Chain	Res	Type	Atoms	Z	Observed(°)	Ideal(°)
67	B1	2901	C	O4'-C1'-N1	8.24	114.79	108.20
67	B1	285	C	P-O3'-C3'	8.24	129.59	119.70
67	B1	1787	U	C1'-O4'-C4'	-8.24	103.31	109.90
21	A2	383	C	N1-C1'-C2'	8.24	124.71	114.00
56	BH	60	VAL	CG1-CB-CG2	-8.23	97.72	110.90
67	B1	1988	U	O4'-C1'-C2'	-8.23	97.57	105.80
21	A2	797	U	N1-C1'-C2'	8.23	124.70	114.00
67	B1	372	A	C1'-O4'-C4'	8.23	116.48	109.90
67	B1	1937	A	N9-C1'-C2'	-8.23	102.94	112.00
21	A2	1412	A	P-O3'-C3'	8.23	129.58	119.70
68	B3	49	A	C1'-O4'-C4'	8.23	116.48	109.90
27	A0	56	C	O4'-C1'-N1	8.23	114.78	108.20
21	A2	547	U	C3'-C2'-C1'	-8.23	94.92	101.50
21	A2	562	A	C1'-O4'-C4'	8.23	116.48	109.90
53	BD	23	PHE	CB-CG-CD1	8.23	126.56	120.80
67	B1	1040	C	N1-C1'-C2'	8.23	124.69	114.00
21	A2	112	G	C3'-C2'-C1'	8.22	108.08	101.50
23	AT	9	ARG	NE-CZ-NH1	8.22	124.41	120.30
21	A2	593	G	P-O3'-C3'	-8.22	109.83	119.70
67	B1	138	U	O4'-C1'-N1	8.22	114.78	108.20
67	B1	434	G	O4'-C1'-C2'	8.22	115.00	107.60
67	B1	831	C	O4'-C1'-N1	8.22	114.78	108.20
67	B1	2459	G	O4'-C1'-N9	8.22	114.78	108.20
58	BP	42	ARG	NE-CZ-NH1	8.22	124.41	120.30
67	B1	797	C	C3'-C2'-C1'	8.22	108.08	101.50
67	B1	2531	G	O4'-C1'-N9	-8.22	101.62	108.20
67	B1	623	G	O4'-C1'-N9	8.22	114.78	108.20
67	B1	2819	C	O4'-C1'-C2'	-8.22	97.58	105.80
57	BZ	51	TYR	CA-CB-CG	8.22	129.01	113.40
67	B1	118	A	C1'-O4'-C4'	-8.22	103.33	109.90
67	B1	860	A	N9-C1'-C2'	-8.22	102.96	112.00
67	B1	906	G	C1'-O4'-C4'	-8.22	103.33	109.90
67	B1	1964	G	O4'-C1'-C2'	8.22	115.00	107.60
67	B1	2408	G	C1'-O4'-C4'	-8.22	103.33	109.90
21	A2	1264	G	C3'-C2'-C1'	-8.22	94.93	101.50
25	AH	103	VAL	CB-CA-C	-8.21	95.79	111.40
67	B1	1009	G	N1-C6-O6	8.21	124.83	119.90
67	B1	2153	C	C3'-C2'-C1'	8.21	108.07	101.50
67	B1	2274	C	O4'-C1'-N1	8.21	114.77	108.20
38	Bb	75	HIS	CA-CB-CG	8.21	127.56	113.60
21	A2	36	G	O4'-C1'-N9	8.21	114.77	108.20
67	B1	1375	G	O4'-C1'-N9	8.21	114.77	108.20

*Continued on next page...*

*Continued from previous page...*

Mol	Chain	Res	Type	Atoms	Z	Observed(°)	Ideal(°)
67	B1	1772	A	O4'-C1'-N9	-8.21	101.63	108.20
67	B1	1813	A	O4'-C1'-C2'	-8.21	97.59	105.80
67	B1	1835	A	O4'-C1'-C2'	-8.21	97.59	105.80
67	B1	2400	U	C1'-O4'-C4'	-8.21	103.33	109.90
68	B3	58	C	C1'-O4'-C4'	-8.21	103.33	109.90
67	B1	182	U	N1-C1'-C2'	8.21	124.67	114.00
67	B1	252	A	C1'-O4'-C4'	8.21	116.47	109.90
67	B1	506	G	C3'-C2'-C1'	-8.21	94.94	101.50
67	B1	1960	U	C3'-C2'-C1'	8.21	108.06	101.50
67	B1	3038	A	N9-C1'-C2'	-8.21	102.97	112.00
67	B1	1168	A	C3'-C2'-C1'	8.21	108.06	101.50
67	B1	1556	G	O4'-C1'-N9	8.21	114.76	108.20
67	B1	701	G	O4'-C1'-C2'	8.20	114.98	107.60
1	AQ	101	ARG	NE-CZ-NH2	-8.20	116.20	120.30
23	AT	31	ARG	NE-CZ-NH2	-8.20	116.20	120.30
27	A0	69	C	N1-C1'-C2'	8.20	124.66	114.00
67	B1	360	G	C5'-C4'-O4'	8.20	118.94	109.10
67	B1	807	G	O4'-C1'-N9	8.20	114.76	108.20
68	B3	21	C	C3'-C2'-C1'	8.20	108.06	101.50
21	A2	439	G	C3'-C2'-C1'	8.20	108.06	101.50
21	A2	1141	G	O4'-C1'-C2'	8.20	114.98	107.60
67	B1	1536	U	O4'-C1'-N1	8.20	114.76	108.20
67	B1	1788	G	O4'-C1'-N9	8.20	114.76	108.20
67	B1	135	U	O4'-C1'-C2'	-8.20	97.60	105.80
67	B1	919	G	O4'-C1'-C2'	-8.20	97.60	105.80
67	B1	1058	A	N9-C1'-C2'	-8.20	102.98	112.00
21	A2	533	C	N1-C1'-C2'	8.19	124.65	114.00
8	AR	32	ARG	NE-CZ-NH2	-8.19	116.20	120.30
67	B1	719	C	O4'-C1'-N1	-8.19	101.65	108.20
67	B1	1191	C	C3'-C2'-C1'	8.19	108.05	101.50
21	A2	1024	G	N9-C1'-C2'	8.19	124.65	114.00
67	B1	2209	U	O4'-C1'-C2'	-8.19	97.61	105.80
67	B1	2289	A	C1'-O4'-C4'	8.19	116.45	109.90
67	B1	569	G	O4'-C1'-C2'	-8.19	97.61	105.80
67	B1	1818	G	O4'-C1'-N9	8.19	114.75	108.20
21	A2	1046	G	C3'-C2'-C1'	-8.19	94.95	101.50
67	B1	403	G	C4'-C3'-C2'	-8.19	94.41	102.60
67	B1	894	C	C1'-O4'-C4'	8.19	116.45	109.90
4	AG	102	ARG	CD-NE-CZ	-8.18	112.14	123.60
13	AX	50	ARG	NE-CZ-NH1	8.18	124.39	120.30
21	A2	60	A	N9-C1'-C2'	-8.18	103.00	112.00
21	A2	1174	A	O4'-C1'-N9	-8.18	101.65	108.20

*Continued on next page...*

*Continued from previous page...*

Mol	Chain	Res	Type	Atoms	Z	Observed(°)	Ideal(°)
21	A2	943	C	C3'-C2'-C1'	8.18	108.04	101.50
46	BA	22	ARG	NE-CZ-NH1	8.18	124.39	120.30
67	B1	857	U	C3'-C2'-C1'	-8.18	94.96	101.50
67	B1	1327	C	P-O3'-C3'	8.18	129.51	119.70
21	A2	199	A	O4'-C1'-N9	-8.18	101.66	108.20
21	A2	1308	U	C3'-C2'-C1'	8.18	108.04	101.50
27	A0	51	C	O4'-C1'-N1	8.18	114.74	108.20
67	B1	1378	G	O4'-C1'-N9	8.18	114.74	108.20
67	B1	1991	G	C1'-O4'-C4'	8.18	116.44	109.90
67	B1	2763	U	O4'-C1'-N1	8.18	114.74	108.20
67	B1	866	G	N9-C1'-C2'	8.17	124.63	114.00
35	BL	15	HIS	CA-CB-CG	8.17	127.49	113.60
67	B1	894	C	O4'-C1'-C2'	-8.17	97.63	105.80
67	B1	383	C	O4'-C1'-N1	8.17	114.74	108.20
67	B1	1510	U	P-O3'-C3'	8.17	129.50	119.70
67	B1	1619	C	N1-C1'-C2'	8.17	124.62	114.00
27	A0	66	C	C3'-C2'-C1'	8.17	108.03	101.50
67	B1	219	G	O4'-C1'-C2'	-8.17	97.63	105.80
67	B1	585	G	O4'-C1'-C2'	8.17	114.95	107.60
67	B1	1618	G	O4'-C1'-N9	8.17	114.73	108.20
67	B1	1038	U	P-O5'-C5'	8.16	133.96	120.90
21	A2	1213	G	C1'-O4'-C4'	-8.16	103.37	109.90
63	Bg	36	TYR	CB-CG-CD2	-8.16	116.10	121.00
67	B1	248	C	O4'-C1'-C2'	-8.16	97.64	105.80
21	A2	1319	C	P-O3'-C3'	-8.16	109.91	119.70
67	B1	1047	A	O4'-C1'-C2'	-8.16	97.64	105.80
27	A0	9	A	C1'-O4'-C4'	8.16	116.43	109.90
33	BC	236	ARG	NE-CZ-NH2	-8.16	116.22	120.30
67	B1	12	C	C3'-C2'-C1'	8.16	108.03	101.50
67	B1	1278	C	C3'-C2'-C1'	8.16	108.03	101.50
21	A2	208	U	O4'-C1'-N1	8.16	114.72	108.20
25	AH	78	HIS	C-N-CA	8.16	142.09	121.70
67	B1	298	G	P-O3'-C3'	8.16	129.49	119.70
67	B1	2666	G	O4'-C1'-C2'	8.16	114.94	107.60
21	A2	218	C	P-O5'-C5'	8.15	133.95	120.90
21	A2	836	G	C1'-O4'-C4'	-8.15	103.38	109.90
21	A2	1364	C	O4'-C1'-C2'	-8.15	97.65	105.80
67	B1	818	A	O4'-C1'-N9	8.15	114.72	108.20
67	B1	1618	G	O4'-C1'-C2'	8.15	114.94	107.60
67	B1	1944	C	C3'-C2'-C1'	8.15	108.02	101.50
67	B1	2155	C	C3'-C2'-C1'	-8.15	94.98	101.50
67	B1	2842	C	C3'-C2'-C1'	8.15	108.02	101.50

*Continued on next page...*



*Continued from previous page...*

Mol	Chain	Res	Type	Atoms	Z	Observed(°)	Ideal(°)
21	A2	987	G	N1-C6-O6	8.15	124.79	119.90
59	BM	157	ARG	NE-CZ-NH2	-8.15	116.22	120.30
60	BS	126	ARG	NE-CZ-NH1	8.15	124.38	120.30
21	A2	1037	U	O4'-C1'-N1	-8.15	101.68	108.20
67	B1	2235	G	O4'-C1'-N9	8.15	114.72	108.20
21	A2	1318	U	C3'-C2'-C1'	8.15	108.02	101.50
51	Bj	32	GLU	N-CA-CB	8.15	125.26	110.60
56	BH	121	ALA	N-CA-CB	-8.15	98.69	110.10
67	B1	303	A	O4'-C1'-C2'	-8.15	97.65	105.80
67	B1	2572	U	N1-C1'-C2'	8.15	124.59	114.00
67	B1	2844	G	O4'-C1'-C2'	8.15	114.93	107.60
67	B1	2975	A	N9-C1'-C2'	-8.15	103.04	112.00
21	A2	586	C	O4'-C1'-N1	8.14	114.72	108.20
21	A2	1257	U	C3'-C2'-C1'	8.14	108.02	101.50
27	A0	43	G	N9-C1'-C2'	8.14	124.59	114.00
67	B1	2467	C	N1-C1'-C2'	8.14	124.59	114.00
67	B1	2578	C	O4'-C1'-N1	8.14	114.72	108.20
25	AH	84	HIS	N-CA-CB	8.14	125.26	110.60
67	B1	975	C	O4'-C1'-C2'	-8.14	97.66	105.80
67	B1	1647	C	O4'-C1'-N1	8.14	114.72	108.20
67	B1	1925	A	C3'-C2'-C1'	-8.14	94.99	101.50
67	B1	1954	U	O4'-C1'-N1	8.14	114.72	108.20
67	B1	2849	C	N1-C1'-C2'	8.14	124.59	114.00
31	BY	30	ARG	NE-CZ-NH2	-8.14	116.23	120.30
67	B1	1048	C	C5'-C4'-O4'	-8.14	99.33	109.10
21	A2	746	A	C1'-O4'-C4'	8.14	116.41	109.90
37	BU	77	TYR	CB-CG-CD2	-8.14	116.12	121.00
62	BN	34	PHE	CB-CG-CD1	-8.14	115.10	120.80
67	B1	480	A	O4'-C1'-N9	8.14	114.71	108.20
67	B1	1130	G	C3'-C2'-C1'	8.14	108.01	101.50
67	B1	2463	G	C1'-O4'-C4'	-8.14	103.39	109.90
68	B3	30	G	O4'-C1'-C2'	-8.14	97.66	105.80
21	A2	1013	G	C5-C6-O6	-8.14	123.72	128.60
21	A2	1066	C	N1-C1'-C2'	8.13	124.58	114.00
21	A2	1237	G	C1'-O4'-C4'	-8.14	103.39	109.90
21	A2	1315	G	O4'-C1'-N9	8.13	114.71	108.20
67	B1	915	G	O4'-C1'-N9	8.14	114.71	108.20
67	B1	2647	G	N9-C1'-C2'	8.13	124.58	114.00
67	B1	858	G	N9-C1'-C2'	8.13	124.57	114.00
67	B1	1223	A	P-O3'-C3'	8.13	129.46	119.70
67	B1	2475	G	N9-C1'-C2'	8.13	124.57	114.00
21	A2	159	C	O3'-P-O5'	-8.13	88.55	104.00

*Continued on next page...*

*Continued from previous page...*

Mol	Chain	Res	Type	Atoms	Z	Observed(°)	Ideal(°)
67	B1	2356	U	C1'-O4'-C4'	8.13	116.41	109.90
21	A2	539	C	C1'-O4'-C4'	8.13	116.40	109.90
67	B1	3024	C	C1'-O4'-C4'	-8.13	103.40	109.90
67	B1	2626	U	N1-C1'-C2'	8.13	124.57	114.00
21	A2	159	C	N1-C1'-C2'	8.13	124.56	114.00
47	BI	70	ARG	NE-CZ-NH1	8.13	124.36	120.30
51	Bj	50	PHE	N-CA-CB	8.13	125.23	110.60
61	Bd	6	ARG	NE-CZ-NH1	8.13	124.36	120.30
8	AR	51	ARG	NE-CZ-NH1	8.12	124.36	120.30
35	BL	71	ARG	NE-CZ-NH2	-8.12	116.24	120.30
67	B1	3022	C	O4'-C1'-N1	8.12	114.70	108.20
67	B1	1595	G	C1'-O4'-C4'	8.12	116.40	109.90
62	BN	165	TYR	CG-CD2-CE2	-8.12	114.81	121.30
67	B1	263	U	O4'-C1'-N1	8.12	114.70	108.20
67	B1	1200	A	C3'-C2'-C1'	-8.12	95.00	101.50
67	B1	1640	G	C1'-O4'-C4'	-8.12	103.40	109.90
21	A2	878	U	C1'-O4'-C4'	-8.12	103.41	109.90
21	A2	688	C	C3'-C2'-C1'	8.11	107.99	101.50
21	A2	1438	A	C3'-C2'-C1'	8.12	107.99	101.50
67	B1	1763	A	N9-C1'-C2'	8.12	124.55	114.00
21	A2	1052	U	C1'-O4'-C4'	8.11	116.39	109.90
21	A2	1470	G	C1'-O4'-C4'	-8.11	103.41	109.90
39	Be	49	TYR	CB-CG-CD1	8.11	125.87	121.00
62	BN	10	ARG	NE-CZ-NH1	8.11	124.36	120.30
68	B3	78	C	O4'-C1'-N1	8.11	114.69	108.20
67	B1	1099	C	O4'-C1'-C2'	-8.11	97.69	105.80
67	B1	1501	G	N9-C1'-C2'	8.11	124.55	114.00
21	A2	324	C	O4'-C1'-C2'	8.11	114.90	107.60
21	A2	951	G	C1'-O4'-C4'	-8.11	103.41	109.90
21	A2	1428	G	O4'-C1'-N9	8.11	114.69	108.20
1	AQ	138	ARG	NE-CZ-NH1	8.11	124.35	120.30
21	A2	651	U	C1'-O4'-C4'	-8.11	103.42	109.90
67	B1	112	U	N1-C1'-C2'	8.11	124.54	114.00
21	A2	262	G	N9-C1'-C2'	8.10	124.53	114.00
21	A2	696	G	C1'-O4'-C4'	-8.10	103.42	109.90
67	B1	627	G	O4'-C1'-N9	8.10	114.68	108.20
64	Bc	15	GLU	CA-C-N	8.10	135.02	117.20
67	B1	511	A	C1'-O4'-C4'	8.10	116.38	109.90
67	B1	1098	C	O4'-C1'-C2'	-8.10	97.70	105.80
67	B1	2676	A	O4'-C1'-N9	8.10	114.68	108.20
21	A2	1279	A	C3'-C2'-C1'	8.10	107.98	101.50
67	B1	993	G	N9-C1'-C2'	8.10	124.53	114.00

*Continued on next page...*

*Continued from previous page...*

Mol	Chain	Res	Type	Atoms	Z	Observed(°)	Ideal(°)
67	B1	1128	G	C3'-C2'-C1'	-8.10	95.02	101.50
67	B1	1810	G	O4'-C1'-N9	8.10	114.68	108.20
21	A2	1072	C	C1'-O4'-C4'	-8.10	103.42	109.90
21	A2	1223	C	C3'-C2'-C1'	8.10	107.98	101.50
67	B1	214	C	O4'-C1'-C2'	-8.10	97.70	105.80
67	B1	493	A	C3'-C2'-C1'	8.10	107.98	101.50
67	B1	1188	C	C3'-C2'-C1'	8.10	107.98	101.50
67	B1	947	C	C3'-C2'-C1'	8.10	107.98	101.50
67	B1	2174	G	C4'-C3'-C2'	-8.10	94.50	102.60
67	B1	2972	G	N9-C1'-C2'	8.10	124.52	114.00
67	B1	196	A	C3'-C2'-C1'	8.09	107.97	101.50
27	A0	76	A	O4'-C1'-C2'	-8.09	97.71	105.80
67	B1	671	G	O4'-C1'-C2'	8.09	114.88	107.60
67	B1	2420	C	C3'-C2'-C1'	8.09	107.97	101.50
21	A2	845	G	O4'-C1'-N9	8.09	114.67	108.20
67	B1	1481	G	C1'-O4'-C4'	-8.09	103.43	109.90
21	A2	1473	A	C3'-C2'-C1'	8.09	107.97	101.50
21	A2	1488	C	C3'-C2'-C1'	8.09	107.97	101.50
67	B1	252	A	O4'-C1'-C2'	-8.09	97.71	105.80
67	B1	1696	G	O4'-C1'-N9	8.09	114.67	108.20
11	A1	10	G	O4'-C1'-N9	8.09	114.67	108.20
21	A2	867	A	C3'-C2'-C1'	8.09	107.97	101.50
21	A2	966	G	O4'-C1'-N9	8.09	114.67	108.20
67	B1	914	U	O4'-C1'-N1	8.09	114.67	108.20
21	A2	401	U	C1'-O4'-C4'	8.09	116.37	109.90
21	A2	1109	C	N1-C1'-C2'	8.09	124.51	114.00
21	A2	1141	G	O4'-C1'-N9	8.09	114.67	108.20
67	B1	2207	C	C3'-C2'-C1'	8.09	107.97	101.50
21	A2	1378	A	N9-C1'-C2'	-8.09	103.11	112.00
67	B1	837	G	C1'-O4'-C4'	-8.09	103.43	109.90
67	B1	1841	G	N9-C1'-C2'	8.09	124.51	114.00
67	B1	1948	A	C3'-C2'-C1'	8.09	107.97	101.50
67	B1	2700	U	C3'-C2'-C1'	8.09	107.97	101.50
61	Bd	14	TYR	CB-CG-CD2	-8.08	116.15	121.00
67	B1	1153	U	O4'-C1'-N1	8.08	114.67	108.20
21	A2	1334	A	O4'-C1'-C2'	-8.08	97.72	105.80
67	B1	646	U	C1'-O4'-C4'	8.08	116.37	109.90
67	B1	1548	A	N9-C1'-C2'	-8.08	103.11	112.00
67	B1	1984	G	C1'-O4'-C4'	-8.08	103.43	109.90
67	B1	2926	G	N9-C1'-C2'	8.08	124.51	114.00
67	B1	437	G	C3'-C2'-C1'	8.08	107.97	101.50
67	B1	1722	G	P-O5'-C5'	8.08	133.83	120.90

*Continued on next page...*

*Continued from previous page...*

Mol	Chain	Res	Type	Atoms	Z	Observed(°)	Ideal(°)
67	B1	2400	U	O4'-C1'-N1	8.08	114.66	108.20
21	A2	737	C	C3'-C2'-C1'	8.08	107.96	101.50
21	A2	1089	C	P-O3'-C3'	-8.08	110.01	119.70
25	AH	89	GLU	N-CA-CB	8.08	125.14	110.60
67	B1	839	A	P-O3'-C3'	-8.08	110.01	119.70
67	B1	2304	C	C1'-O4'-C4'	-8.08	103.44	109.90
21	A2	282	G	O4'-C1'-N9	8.07	114.66	108.20
21	A2	842	U	O4'-C1'-C2'	-8.07	97.72	105.80
39	Be	49	TYR	CB-CG-CD2	-8.07	116.16	121.00
67	B1	2731	C	O4'-C1'-C2'	-8.07	97.72	105.80
21	A2	505	U	N1-C1'-C2'	-8.07	103.12	112.00
21	A2	711	U	O4'-C1'-N1	8.07	114.66	108.20
21	A2	1029	G	N9-C1'-C2'	-8.07	103.12	112.00
67	B1	1014	U	P-O3'-C3'	8.07	129.39	119.70
21	A2	1113	G	O4'-C1'-N9	8.07	114.66	108.20
67	B1	2621	U	O4'-C1'-C2'	-8.07	97.73	105.80
21	A2	215	C	C1'-O4'-C4'	-8.07	103.44	109.90
67	B1	1465	A	C5'-C4'-C3'	8.07	128.91	116.00
67	B1	1982	C	O4'-C1'-C2'	-8.07	97.73	105.80
21	A2	27	C	C3'-C2'-C1'	8.06	107.95	101.50
67	B1	401	C	O4'-C1'-N1	8.06	114.65	108.20
21	A2	14	C	O4'-C1'-C2'	-8.06	97.74	105.80
21	A2	1265	G	P-O3'-C3'	8.06	129.38	119.70
67	B1	2493	A	C1'-O4'-C4'	-8.06	103.45	109.90
21	A2	764	C	C4'-C3'-C2'	-8.06	94.54	102.60
67	B1	1869	U	O4'-C1'-C2'	-8.06	97.74	105.80
21	A2	985	C	N3-C4-N4	8.06	123.64	118.00
67	B1	1117	C	N1-C1'-C2'	8.06	124.48	114.00
67	B1	1251	G	C1'-O4'-C4'	8.06	116.35	109.90
1	AQ	55	ARG	NE-CZ-NH2	-8.06	116.27	120.30
21	A2	672	G	P-O3'-C3'	8.06	129.37	119.70
67	B1	335	C	O4'-C1'-N1	8.06	114.65	108.20
67	B1	1257	G	C5'-C4'-C3'	-8.06	103.11	116.00
67	B1	119	U	N1-C1'-C2'	8.05	124.47	114.00
67	B1	2853	A	C1'-O4'-C4'	-8.06	103.45	109.90
67	B1	1651	A	C3'-C2'-C1'	8.05	107.94	101.50
17	AO	22	ARG	NE-CZ-NH1	8.05	124.33	120.30
21	A2	31	U	P-O3'-C3'	-8.05	110.04	119.70
67	B1	1217	U	P-O3'-C3'	8.05	129.36	119.70
67	B1	1369	G	C3'-C2'-C1'	-8.05	95.06	101.50
67	B1	1937	A	C1'-O4'-C4'	8.05	116.34	109.90
67	B1	1964	G	O4'-C1'-N9	8.05	114.64	108.20

*Continued on next page...*

*Continued from previous page...*

Mol	Chain	Res	Type	Atoms	Z	Observed(°)	Ideal(°)
21	A2	1432	U	C3'-C2'-C1'	8.05	107.94	101.50
67	B1	47	C	O4'-C1'-N1	8.05	114.64	108.20
67	B1	519	A	C1'-O4'-C4'	8.05	116.34	109.90
67	B1	1500	C	O4'-C1'-N1	8.05	114.64	108.20
67	B1	2517	U	O4'-C1'-N1	-8.05	101.76	108.20
67	B1	2891	A	C3'-C2'-C1'	8.05	107.94	101.50
67	B1	2582	C	C3'-C2'-C1'	8.04	107.94	101.50
67	B1	1243	C	N1-C1'-C2'	8.04	124.45	114.00
67	B1	1954	U	O4'-C1'-C2'	-8.04	97.76	105.80
67	B1	2220	C	N1-C1'-C2'	8.04	124.45	114.00
67	B1	2288	C	C1'-O4'-C4'	-8.04	103.47	109.90
67	B1	2543	A	C1'-O4'-C4'	8.04	116.33	109.90
21	A2	99	C	C2'-C3'-O3'	8.04	127.19	109.50
21	A2	200	G	O4'-C1'-C2'	-8.04	97.76	105.80
21	A2	707	A	O4'-C1'-C2'	-8.04	97.76	105.80
21	A2	1350	U	O4'-C1'-N1	8.04	114.63	108.20
67	B1	308	C	C1'-O4'-C4'	8.04	116.33	109.90
47	BI	94	PHE	CB-CG-CD2	8.04	126.43	120.80
67	B1	593	C	O4'-C1'-C2'	-8.04	97.76	105.80
67	B1	1390	U	C3'-C2'-C1'	-8.04	95.07	101.50
67	B1	2833	G	N9-C1'-C2'	8.04	124.45	114.00
21	A2	1293	A	C1'-O4'-C4'	8.03	116.33	109.90
42	BT	82	ARG	NE-CZ-NH2	-8.04	116.28	120.30
67	B1	1735	G	C1'-O4'-C4'	8.04	116.33	109.90
67	B1	2834	C	N1-C1'-C2'	8.04	124.45	114.00
21	A2	708	C	P-O3'-C3'	8.03	129.34	119.70
67	B1	2080	G	C3'-C2'-C1'	8.03	107.93	101.50
67	B1	2405	U	O4'-C1'-N1	8.03	114.63	108.20
67	B1	3003	A	O4'-C1'-C2'	-8.03	97.77	105.80
67	B1	2291	G	O4'-C1'-N9	8.03	114.62	108.20
67	B1	2722	G	C1'-O4'-C4'	-8.03	103.47	109.90
68	B3	16	G	C1'-O4'-C4'	-8.03	103.47	109.90
21	A2	1049	U	O4'-C1'-N1	8.03	114.62	108.20
21	A2	431	U	O4'-C1'-N1	8.03	114.62	108.20
21	A2	635	C	O4'-C1'-N1	8.03	114.62	108.20
67	B1	594	U	C1'-O4'-C4'	8.03	116.32	109.90
67	B1	1732	C	C3'-C2'-C1'	8.03	107.92	101.50
21	A2	1111	G	C1'-O4'-C4'	8.03	116.32	109.90
67	B1	496	A	O4'-C1'-C2'	-8.03	97.77	105.80
21	A2	1	A	O4'-C1'-N9	8.03	114.62	108.20
30	AU	60	ARG	NE-CZ-NH2	-8.03	116.29	120.30
67	B1	836	U	O4'-C1'-N1	8.03	114.62	108.20

*Continued on next page...*

*Continued from previous page...*

Mol	Chain	Res	Type	Atoms	Z	Observed(°)	Ideal(°)
67	B1	2098	C	N1-C1'-C2'	8.03	124.43	114.00
67	B1	1667	U	O4'-C1'-N1	8.02	114.62	108.20
67	B1	111	U	C1'-O4'-C4'	8.02	116.32	109.90
67	B1	1738	A	O4'-C1'-C2'	-8.02	97.78	105.80
67	B1	548	U	O4'-C1'-N1	8.02	114.61	108.20
67	B1	2697	G	O4'-C1'-C2'	-8.02	97.78	105.80
21	A2	1031	G	O4'-C1'-N9	8.02	114.61	108.20
67	B1	576	G	P-O5'-C5'	-8.02	108.07	120.90
67	B1	2936	U	N1-C1'-C2'	-8.01	103.18	112.00
21	A2	1391	U	O4'-C1'-C2'	-8.01	97.79	105.80
21	A2	1396	C	O4'-C1'-C2'	-8.01	97.79	105.80
26	AP	40	ARG	NE-CZ-NH1	-8.01	116.29	120.30
67	B1	2673	C	C3'-C2'-C1'	8.01	107.91	101.50
21	A2	1368	A	O4'-C1'-N9	8.01	114.61	108.20
67	B1	407	A	C5'-C4'-C3'	-8.01	103.18	116.00
67	B1	1907	G	O4'-C1'-C2'	8.01	114.81	107.60
21	A2	705	C	N1-C1'-C2'	8.01	124.41	114.00
67	B1	1126	C	C3'-C2'-C1'	8.01	107.91	101.50
67	B1	2353	C	N1-C1'-C2'	8.01	124.41	114.00
67	B1	2512	C	C3'-C2'-C1'	8.01	107.91	101.50
6	AC	147	TYR	CG-CD1-CE1	-8.01	114.89	121.30
21	A2	217	C	N1-C1'-C2'	8.01	124.41	114.00
67	B1	1158	G	C1'-O4'-C4'	-8.01	103.49	109.90
21	A2	890	C	O4'-C1'-N1	8.01	114.60	108.20
29	AL	44	ARG	NE-CZ-NH2	-8.01	116.30	120.30
21	A2	613	C	N1-C1'-C2'	8.00	124.41	114.00
67	B1	39	C	C3'-C2'-C1'	8.00	107.90	101.50
67	B1	1823	A	C3'-C2'-C1'	8.00	107.90	101.50
67	B1	2087	U	O4'-C1'-N1	8.00	114.60	108.20
67	B1	2583	G	N9-C1'-C2'	-8.00	103.20	112.00
67	B1	1352	U	O4'-C1'-N1	8.00	114.60	108.20
67	B1	1747	C	C3'-C2'-C1'	8.00	107.90	101.50
68	B3	75	G	O4'-C1'-N9	8.00	114.60	108.20
21	A2	144	G	O4'-C1'-N9	8.00	114.60	108.20
67	B1	1919	A	C5-C6-N6	-8.00	117.30	123.70
21	A2	1159	U	O4'-C1'-C2'	-8.00	97.80	105.80
67	B1	2562	G	O4'-C1'-N9	-8.00	101.80	108.20
21	A2	1464	C	O4'-C1'-N1	8.00	114.60	108.20
67	B1	729	A	C1'-O4'-C4'	-8.00	103.50	109.90
67	B1	919	G	O4'-C1'-N9	8.00	114.60	108.20
68	B3	85	C	O4'-C1'-N1	8.00	114.60	108.20
67	B1	758	C	C1'-O4'-C4'	7.99	116.29	109.90

*Continued on next page...*

*Continued from previous page...*

Mol	Chain	Res	Type	Atoms	Z	Observed(°)	Ideal(°)
34	B5	18	ALA	CB-CA-C	7.99	122.08	110.10
67	B1	75	G	O4'-C1'-N9	7.99	114.59	108.20
67	B1	1726	A	O4'-C1'-C2'	-7.99	97.81	105.80
67	B1	1901	A	C1'-O4'-C4'	7.99	116.29	109.90
21	A2	1227	A	O4'-C1'-N9	7.99	114.59	108.20
38	Bb	47	ASP	CB-CG-OD2	7.99	125.49	118.30
67	B1	634	G	C3'-C2'-C1'	-7.99	95.11	101.50
67	B1	852	A	O4'-C1'-C2'	7.99	114.79	107.60
67	B1	2545	A	N9-C1'-C2'	7.99	124.38	114.00
21	A2	1214	G	C1'-O4'-C4'	-7.98	103.51	109.90
67	B1	934	G	O4'-C1'-C2'	7.98	114.78	107.60
67	B1	1521	G	C1'-O4'-C4'	-7.98	103.51	109.90
67	B1	154	U	N1-C1'-C2'	-7.98	103.22	112.00
67	B1	1030	C	O4'-C1'-C2'	-7.98	97.82	105.80
67	B1	27	G	C1'-O4'-C4'	7.98	116.28	109.90
67	B1	1943	C	O4'-C1'-C2'	-7.98	97.82	105.80
68	B3	93	G	O4'-C1'-N9	7.98	114.58	108.20
67	B1	784	C	O4'-C1'-N1	7.98	114.58	108.20
67	B1	2698	G	C1'-O4'-C4'	7.98	116.28	109.90
67	B1	2754	A	C3'-C2'-C1'	-7.98	95.12	101.50
21	A2	562	A	O4'-C1'-C2'	-7.98	97.82	105.80
21	A2	788	C	C3'-C2'-C1'	7.98	107.88	101.50
21	A2	1377	G	C3'-C2'-C1'	-7.98	95.12	101.50
67	B1	300	U	P-O5'-C5'	7.98	133.66	120.90
67	B1	2500	G	O4'-C1'-N9	7.98	114.58	108.20
21	A2	763	G	O4'-C1'-N9	7.98	114.58	108.20
67	B1	303	A	P-O5'-C5'	7.97	133.66	120.90
67	B1	2613	C	O4'-C1'-C2'	-7.97	97.83	105.80
67	B1	2159	C	N1-C1'-C2'	7.97	124.36	114.00
21	A2	297	G	O4'-C1'-N9	7.97	114.58	108.20
67	B1	464	C	C1'-O4'-C4'	7.97	116.28	109.90
8	AR	34	PHE	CB-CG-CD2	-7.97	115.22	120.80
33	BC	329	PRO	N-CA-CB	7.97	112.86	103.30
48	BR	49	TYR	CB-CG-CD1	7.97	125.78	121.00
67	B1	1790	G	C3'-C2'-C1'	7.97	107.88	101.50
67	B1	1864	G	O4'-C1'-C2'	7.97	114.77	107.60
67	B1	2064	U	O4'-C1'-N1	7.97	114.58	108.20
21	A2	290	C	O4'-C1'-C2'	-7.97	97.83	105.80
67	B1	1423	G	O4'-C1'-N9	7.97	114.57	108.20
67	B1	3048	C	C3'-C2'-C1'	7.97	107.87	101.50
21	A2	484	U	C1'-O4'-C4'	7.97	116.27	109.90
21	A2	1222	C	N1-C1'-C2'	7.97	124.36	114.00

*Continued on next page...*

*Continued from previous page...*

Mol	Chain	Res	Type	Atoms	Z	Observed(°)	Ideal(°)
47	BI	82	MET	CG-SD-CE	-7.97	87.45	100.20
67	B1	1586	G	O4'-C1'-C2'	-7.97	97.83	105.80
21	A2	212	G	C1'-O4'-C4'	-7.96	103.53	109.90
21	A2	1464	C	C3'-C2'-C1'	7.96	107.87	101.50
27	A0	41	C	C3'-C2'-C1'	7.96	107.87	101.50
67	B1	476	C	N1-C1'-C2'	7.96	124.35	114.00
67	B1	1117	C	C1'-O4'-C4'	-7.96	103.53	109.90
67	B1	1406	G	C1'-O4'-C4'	-7.96	103.53	109.90
67	B1	1843	C	O4'-C1'-N1	7.96	114.57	108.20
56	BH	115	LEU	CB-CA-C	7.96	125.33	110.20
21	A2	185	G	C3'-C2'-C1'	7.96	107.87	101.50
25	AH	86	MET	N-CA-C	7.96	132.50	111.00
62	BN	114	ARG	NE-CZ-NH2	7.96	124.28	120.30
67	B1	1675	C	OP1-P-OP2	-7.96	107.66	119.60
67	B1	2735	C	C1'-O4'-C4'	-7.96	103.53	109.90
67	B1	2762	G	C1'-O4'-C4'	-7.96	103.53	109.90
67	B1	2777	G	P-O3'-C3'	7.96	129.25	119.70
67	B1	2877	A	O4'-C1'-N9	-7.96	101.83	108.20
7	AB	201	ARG	NE-CZ-NH2	-7.96	116.32	120.30
21	A2	294	A	C1'-O4'-C4'	-7.96	103.53	109.90
67	B1	1404	G	O4'-C1'-C2'	7.96	114.76	107.60
34	BK	18	ALA	CB-CA-C	7.96	122.04	110.10
53	BD	85	PHE	CB-CG-CD1	-7.96	115.23	120.80
67	B1	2386	U	O4'-C1'-N1	7.96	114.57	108.20
68	B3	120	C	N1-C1'-C2'	7.96	124.35	114.00
67	B1	450	G	O4'-C1'-N9	7.96	114.56	108.20
67	B1	3035	C	O3'-P-O5'	7.96	119.11	104.00
21	A2	953	C	O4'-C1'-C2'	-7.96	97.84	105.80
21	A2	1186	C	O4'-C1'-C2'	7.96	114.76	107.60
67	B1	2680	A	C3'-C2'-C1'	7.96	107.86	101.50
67	B1	1945	C	O4'-C1'-C2'	-7.95	97.85	105.80
67	B1	1221	U	N1-C1'-C2'	-7.95	103.25	112.00
67	B1	2908	U	C1'-O4'-C4'	7.95	116.26	109.90
67	B1	1719	C	C2-N1-C1'	7.95	127.55	118.80
21	A2	971	G	O3'-P-O5'	-7.95	88.90	104.00
52	BB	134	ARG	NE-CZ-NH2	-7.95	116.33	120.30
67	B1	2001	U	C3'-C2'-C1'	7.95	107.86	101.50
64	Bc	12	ARG	NE-CZ-NH1	7.95	124.27	120.30
67	B1	435	G	N9-C1'-C2'	7.95	124.33	114.00
67	B1	1597	G	C3'-C2'-C1'	7.95	107.86	101.50
67	B1	2983	G	O4'-C1'-N9	7.95	114.56	108.20
21	A2	534	G	C4'-C3'-C2'	-7.94	94.66	102.60

*Continued on next page...*



*Continued from previous page...*

Mol	Chain	Res	Type	Atoms	Z	Observed(°)	Ideal(°)
21	A2	879	U	N1-C1'-C2'	-7.94	103.26	112.00
67	B1	2507	C	OP1-P-OP2	-7.94	107.68	119.60
67	B1	97	C	C3'-C2'-C1'	7.94	107.85	101.50
67	B1	324	C	C4'-C3'-C2'	-7.94	94.66	102.60
67	B1	1673	C	C1'-O4'-C4'	-7.94	103.55	109.90
21	A2	201	G	O4'-C1'-C2'	-7.94	97.86	105.80
67	B1	210	A	P-O3'-C3'	7.94	129.23	119.70
67	B1	348	G	N9-C1'-C2'	7.94	124.32	114.00
67	B1	1407	A	O4'-C1'-C2'	-7.94	97.86	105.80
67	B1	2571	G	O4'-C1'-N9	7.94	114.55	108.20
67	B1	1814	A	C3'-C2'-C1'	-7.94	95.15	101.50
67	B1	1159	U	P-O3'-C3'	-7.94	110.18	119.70
67	B1	1713	G	P-O3'-C3'	7.94	129.22	119.70
67	B1	1924	A	N9-C1'-C2'	7.94	124.32	114.00
67	B1	2828	G	C3'-C2'-C1'	-7.94	95.15	101.50
21	A2	227	C	C3'-C2'-C1'	7.94	107.85	101.50
67	B1	2958	U	C1'-O4'-C4'	7.94	116.25	109.90
21	A2	242	A	N9-C1'-C2'	-7.93	103.27	112.00
67	B1	855	G	C1'-O4'-C4'	7.93	116.25	109.90
21	A2	456	U	O4'-C1'-N1	7.93	114.55	108.20
21	A2	349	A	N9-C1'-C2'	-7.93	103.28	112.00
27	A0	73	G	O4'-C1'-C2'	7.93	114.74	107.60
67	B1	2152	G	P-O3'-C3'	-7.93	110.19	119.70
67	B1	1522	A	C1'-O4'-C4'	7.93	116.24	109.90
21	A2	113	U	N1-C1'-C2'	-7.93	103.28	112.00
21	A2	837	C	O4'-C1'-N1	7.93	114.54	108.20
67	B1	1464	A	C3'-C2'-C1'	7.93	107.84	101.50
29	AL	47	ILE	N-CA-C	-7.92	89.61	111.00
67	B1	606	A	N9-C1'-C2'	7.92	124.30	114.00
67	B1	921	C	C1'-O4'-C4'	-7.92	103.56	109.90
67	B1	1274	G	O4'-C1'-N9	7.92	114.54	108.20
67	B1	2491	C	C3'-C2'-C1'	7.92	107.84	101.50
21	A2	663	G	O4'-C1'-N9	7.92	114.54	108.20
67	B1	183	G	O4'-C1'-N9	7.92	114.54	108.20
67	B1	1366	U	P-O3'-C3'	7.92	129.21	119.70
68	B3	45	C	P-O3'-C3'	-7.92	110.19	119.70
21	A2	523	C	O4'-C1'-N1	7.92	114.54	108.20
54	BF	58	ASP	CB-CG-OD2	-7.92	111.17	118.30
67	B1	1037	C	C1'-O4'-C4'	7.92	116.24	109.90
21	A2	836	G	O4'-C1'-C2'	7.92	114.73	107.60
25	AH	73	ARG	NE-CZ-NH1	7.92	124.26	120.30
67	B1	1885	G	P-O3'-C3'	-7.92	110.20	119.70

*Continued on next page...*

*Continued from previous page...*

Mol	Chain	Res	Type	Atoms	Z	Observed(°)	Ideal(°)
1	AQ	70	ASP	CB-CG-OD1	-7.92	111.17	118.30
6	AC	67	ARG	NE-CZ-NH2	-7.92	116.34	120.30
21	A2	305	C	O4'-C1'-N1	7.92	114.53	108.20
27	A0	38	A	C1'-O4'-C4'	-7.92	103.57	109.90
67	B1	617	G	O4'-C1'-C2'	-7.92	97.88	105.80
67	B1	1136	G	O4'-C1'-C2'	7.92	114.72	107.60
67	B1	1325	A	C3'-C2'-C1'	7.92	107.83	101.50
21	A2	34	G	C1'-O4'-C4'	7.92	116.23	109.90
21	A2	1198	A	C3'-C2'-C1'	7.91	107.83	101.50
67	B1	732	G	C1'-O4'-C4'	-7.91	103.57	109.90
67	B1	2023	A	C1'-O4'-C4'	7.91	116.23	109.90
21	A2	222	G	N9-C1'-C2'	-7.91	103.30	112.00
27	A0	14	A	C3'-C2'-C1'	7.91	107.83	101.50
21	A2	159	C	O4'-C1'-N1	7.91	114.53	108.20
21	A2	473	A	C3'-C2'-C1'	-7.91	95.17	101.50
67	B1	184	A	C1'-O4'-C4'	7.91	116.23	109.90
67	B1	1145	G	P-O3'-C3'	7.91	129.19	119.70
21	A2	1419	G	N9-C1'-C2'	-7.91	103.30	112.00
39	Be	45	ARG	NE-CZ-NH2	-7.91	116.35	120.30
67	B1	2010	G	O4'-C4'-C3'	-7.91	96.09	104.00
18	AF	1	MET	CB-CA-C	7.91	126.21	110.40
67	B1	1693	G	O4'-C1'-N9	7.91	114.53	108.20
11	A1	56	U	O4'-C1'-N1	7.90	114.52	108.20
21	A2	1197	C	P-O3'-C3'	7.90	129.19	119.70
21	A2	517	U	O4'-C1'-N1	7.90	114.52	108.20
24	AA	79	TYR	CB-CG-CD2	-7.90	116.26	121.00
67	B1	236	G	C1'-O4'-C4'	-7.90	103.58	109.90
67	B1	391	C	O4'-C1'-C2'	-7.90	97.90	105.80
67	B1	2303	A	C3'-C2'-C1'	7.90	107.82	101.50
68	B3	82	C	O4'-C1'-N1	7.90	114.52	108.20
67	B1	2156	A	P-O3'-C3'	7.90	129.18	119.70
21	A2	759	C	C3'-C2'-C1'	7.90	107.82	101.50
67	B1	2264	G	C3'-C2'-C1'	-7.90	95.18	101.50
67	B1	2868	C	C3'-C2'-C1'	7.90	107.82	101.50
21	A2	115	A	O4'-C1'-N9	7.89	114.52	108.20
67	B1	887	U	O4'-C1'-C2'	-7.89	97.91	105.80
67	B1	1241	C	N1-C1'-C2'	7.89	124.26	114.00
67	B1	2082	C	C3'-C2'-C1'	7.89	107.81	101.50
21	A2	124	C	N1-C1'-C2'	7.89	124.26	114.00
21	A2	177	A	O4'-C1'-C2'	-7.89	97.91	105.80
21	A2	1407	U	O4'-C1'-N1	7.89	114.52	108.20
42	BT	66	ALA	N-CA-CB	7.89	121.15	110.10

*Continued on next page...*

*Continued from previous page...*

Mol	Chain	Res	Type	Atoms	Z	Observed(°)	Ideal(°)
67	B1	757	C	O4'-C1'-C2'	-7.89	97.91	105.80
67	B1	1092	U	O4'-C1'-N1	7.89	114.51	108.20
67	B1	2536	A	C3'-C2'-C1'	7.89	107.81	101.50
67	B1	2988	A	O4'-C1'-N9	7.89	114.52	108.20
21	A2	1370	U	N1-C1'-C2'	-7.89	103.32	112.00
67	B1	132	G	P-O3'-C3'	-7.89	110.23	119.70
67	B1	1741	C	P-O3'-C3'	7.89	129.17	119.70
67	B1	2531	G	O4'-C1'-C2'	-7.89	97.91	105.80
67	B1	220	C	C3'-C2'-C1'	7.89	107.81	101.50
67	B1	897	U	O4'-C1'-N1	7.89	114.51	108.20
21	A2	908	G	O4'-C1'-N9	7.89	114.51	108.20
23	AT	82	TYR	CB-CG-CD2	7.89	125.73	121.00
67	B1	2776	A	C3'-C2'-C1'	7.89	107.81	101.50
11	A1	55	U	N1-C1'-C2'	7.88	124.25	114.00
21	A2	38	G	C5'-C4'-C3'	7.88	128.61	116.00
67	B1	334	G	C4'-C3'-C2'	-7.88	94.72	102.60
67	B1	1678	A	O4'-C1'-C2'	-7.88	97.92	105.80
67	B1	1802	G	C1'-O4'-C4'	7.88	116.20	109.90
67	B1	1920	A	N9-C1'-C2'	7.88	124.25	114.00
33	BC	292	ASN	N-CA-CB	7.88	124.78	110.60
67	B1	715	G	C1'-O4'-C4'	7.88	116.20	109.90
21	A2	85	A	C3'-C2'-C1'	7.88	107.80	101.50
21	A2	255	G	C3'-C2'-C1'	-7.88	95.20	101.50
67	B1	674	G	C3'-C2'-C1'	-7.88	95.20	101.50
67	B1	2052	A	O4'-C1'-N9	7.88	114.50	108.20
21	A2	201	G	O4'-C1'-N9	7.88	114.50	108.20
67	B1	868	U	N1-C1'-C2'	7.88	124.24	114.00
67	B1	1341	U	N1-C1'-C2'	7.88	124.24	114.00
67	B1	1615	G	N9-C1'-C2'	-7.88	103.34	112.00
67	B1	1766	A	O4'-C1'-C2'	-7.88	97.92	105.80
21	A2	69	U	C1'-O4'-C4'	-7.88	103.60	109.90
25	AH	86	MET	CG-SD-CE	-7.88	87.60	100.20
21	A2	33	U	P-O3'-C3'	7.87	129.15	119.70
21	A2	872	A	C1'-O4'-C4'	-7.87	103.60	109.90
21	A2	1367	C	C3'-C2'-C1'	7.87	107.80	101.50
48	BR	13	ARG	NE-CZ-NH1	7.87	124.24	120.30
67	B1	388	G	O4'-C1'-N9	7.87	114.50	108.20
67	B1	834	G	O4'-C1'-N9	7.87	114.50	108.20
67	B1	1244	C	P-O3'-C3'	7.87	129.15	119.70
21	A2	141	C	P-O3'-C3'	-7.87	110.26	119.70
42	BT	43	VAL	CA-CB-CG2	-7.87	99.10	110.90
56	BH	115	LEU	CB-CG-CD1	7.87	124.38	111.00

*Continued on next page...*

*Continued from previous page...*

Mol	Chain	Res	Type	Atoms	Z	Observed(°)	Ideal(°)
67	B1	1552	C	O4'-C1'-C2'	-7.87	97.93	105.80
67	B1	2288	C	N1-C1'-C2'	7.87	124.23	114.00
21	A2	91	G	N9-C1'-C2'	7.87	124.22	114.00
67	B1	901	C	C3'-C2'-C1'	7.87	107.79	101.50
67	B1	1553	G	C3'-C2'-C1'	-7.87	95.21	101.50
67	B1	2372	C	C1'-O4'-C4'	7.87	116.19	109.90
21	A2	302	A	N9-C1'-C2'	-7.86	103.35	112.00
21	A2	1403	U	O4'-C1'-N1	7.86	114.49	108.20
31	BY	27	ARG	NE-CZ-NH2	-7.86	116.37	120.30
67	B1	398	U	P-O3'-C3'	7.86	129.14	119.70
67	B1	2324	C	O4'-C1'-N1	7.86	114.49	108.20
27	A0	61	C	C3'-C2'-C1'	7.86	107.79	101.50
52	BB	24	PHE	CB-CG-CD1	7.86	126.30	120.80
62	BN	4	ARG	NE-CZ-NH1	7.86	124.23	120.30
67	B1	378	G	P-O3'-C3'	7.86	129.13	119.70
67	B1	1314	A	O4'-C1'-N9	7.86	114.49	108.20
67	B1	2676	A	C1'-O4'-C4'	7.86	116.19	109.90
21	A2	1074	C	N1-C1'-C2'	7.86	124.22	114.00
21	A2	1139	A	C1'-O4'-C4'	-7.86	103.61	109.90
67	B1	775	C	N1-C1'-C2'	7.85	124.21	114.00
67	B1	1134	A	C3'-C2'-C1'	7.85	107.78	101.50
21	A2	751	C	C3'-C2'-C1'	7.85	107.78	101.50
67	B1	2300	C	C3'-C2'-C1'	7.85	107.78	101.50
67	B1	2489	C	O4'-C1'-N1	-7.85	101.92	108.20
21	A2	1174	A	P-O3'-C3'	7.85	129.12	119.70
67	B1	567	G	P-O3'-C3'	7.85	129.12	119.70
67	B1	1204	U	O4'-C1'-C2'	-7.85	97.95	105.80
67	B1	746	C	P-O3'-C3'	-7.85	110.28	119.70
67	B1	1993	A	C3'-C2'-C1'	-7.85	95.22	101.50
67	B1	2406	C	C3'-C2'-C1'	7.85	107.78	101.50
21	A2	63	G	C3'-C2'-C1'	-7.84	95.22	101.50
21	A2	201	G	N9-C1'-C2'	-7.84	103.37	112.00
29	AL	44	ARG	N-CA-C	-7.84	89.82	111.00
67	B1	1173	G	N9-C1'-C2'	7.84	124.20	114.00
67	B1	2140	C	O4'-C1'-N1	7.84	114.48	108.20
67	B1	2187	C	N1-C1'-C2'	7.84	124.20	114.00
67	B1	2513	C	C1'-O4'-C4'	-7.84	103.62	109.90
67	B1	2753	G	C1'-O4'-C4'	7.84	116.17	109.90
21	A2	610	G	O4'-C1'-N9	7.84	114.47	108.20
67	B1	349	A	C1'-O4'-C4'	7.84	116.17	109.90
68	B3	117	G	C3'-C2'-C1'	7.84	107.77	101.50
21	A2	104	A	C3'-C2'-C1'	7.83	107.77	101.50

*Continued on next page...*

*Continued from previous page...*

Mol	Chain	Res	Type	Atoms	Z	Observed(°)	Ideal(°)
52	BB	109	TYR	CB-CG-CD1	-7.83	116.30	121.00
67	B1	2088	G	C3'-C2'-C1'	7.83	107.77	101.50
1	AQ	135	TYR	CZ-CE2-CD2	7.83	126.85	119.80
21	A2	295	G	C3'-C2'-C1'	7.83	107.77	101.50
67	B1	408	C	O5'-C5'-C4'	7.83	126.58	111.70
67	B1	1754	A	C1'-O4'-C4'	7.83	116.17	109.90
67	B1	2251	G	C3'-C2'-C1'	-7.83	95.23	101.50
21	A2	762	G	O4'-C1'-C2'	-7.83	97.97	105.80
21	A2	997	G	N1-C6-O6	7.83	124.60	119.90
67	B1	212	A	P-O5'-C5'	7.83	133.43	120.90
67	B1	1282	A	O4'-C1'-N9	7.83	114.47	108.20
67	B1	2834	C	C1'-O4'-C4'	-7.83	103.63	109.90
67	B1	1016	C	O4'-C1'-N1	7.83	114.46	108.20
67	B1	3004	C	C1'-O4'-C4'	-7.83	103.64	109.90
68	B3	118	G	O4'-C1'-N9	7.83	114.46	108.20
21	A2	461	A	O4'-C1'-C2'	-7.83	97.97	105.80
25	AH	14	GLU	CA-C-N	7.83	134.42	117.20
67	B1	815	U	O4'-C1'-C2'	-7.83	97.97	105.80
21	A2	901	G	O4'-C1'-N9	7.83	114.46	108.20
25	AH	80	LYS	CB-CA-C	-7.83	94.75	110.40
67	B1	2683	G	N9-C1'-C2'	7.83	124.17	114.00
21	A2	645	G	C1'-O4'-C4'	7.82	116.16	109.90
21	A2	1003	G	C1'-O4'-C4'	-7.82	103.64	109.90
67	B1	787	G	C1'-O4'-C4'	-7.82	103.64	109.90
67	B1	820	C	N1-C1'-C2'	7.82	124.17	114.00
67	B1	1869	U	P-O3'-C3'	-7.82	110.31	119.70
67	B1	2395	C	N1-C1'-C2'	7.82	124.17	114.00
21	A2	263	C	N1-C1'-C2'	7.82	124.17	114.00
46	BA	123	ARG	NE-CZ-NH2	-7.82	116.39	120.30
32	BO	8	ARG	NE-CZ-NH1	7.82	124.21	120.30
67	B1	147	C	O4'-C1'-C2'	-7.82	97.98	105.80
21	A2	723	G	N9-C1'-C2'	7.82	124.17	114.00
67	B1	889	C	C3'-C2'-C1'	7.82	107.75	101.50
67	B1	2926	G	P-O3'-C3'	-7.82	110.32	119.70
56	BH	19	PRO	N-CA-C	7.82	132.42	112.10
67	B1	240	A	C1'-O4'-C4'	7.82	116.15	109.90
67	B1	299	U	O4'-C1'-N1	7.82	114.45	108.20
67	B1	577	C	O4'-C1'-C2'	-7.82	97.98	105.80
67	B1	1622	G	N9-C1'-C2'	-7.82	103.40	112.00
67	B1	2434	A	C3'-C2'-C1'	7.82	107.75	101.50
21	A2	42	G	N9-C1'-C2'	7.81	124.16	114.00
21	A2	875	G	P-O3'-C3'	7.81	129.08	119.70

*Continued on next page...*

*Continued from previous page...*

Mol	Chain	Res	Type	Atoms	Z	Observed(°)	Ideal(°)
7	AB	75	TYR	CB-CG-CD2	7.81	125.69	121.00
21	A2	245	U	O4'-C1'-N1	7.81	114.45	108.20
21	A2	1235	A	C1'-O4'-C4'	-7.81	103.65	109.90
21	A2	1367	C	N1-C1'-C2'	7.81	124.16	114.00
67	B1	973	C	C1'-O4'-C4'	-7.81	103.65	109.90
67	B1	1544	C	N1-C1'-C2'	7.81	124.16	114.00
67	B1	2231	G	P-O3'-C3'	7.81	129.08	119.70
21	A2	691	G	C1'-O4'-C4'	-7.81	103.65	109.90
21	A2	1402	C	O4'-C1'-C2'	-7.81	97.99	105.80
67	B1	2796	C	O4'-C1'-N1	7.81	114.45	108.20
67	B1	2937	U	OP1-P-OP2	-7.81	107.89	119.60
21	A2	485	A	O4'-C1'-N9	7.81	114.44	108.20
21	A2	773	A	O4'-C1'-N9	-7.81	101.95	108.20
67	B1	2883	C	C3'-C2'-C1'	7.81	107.75	101.50
67	B1	509	A	C3'-C2'-C1'	7.80	107.74	101.50
67	B1	1555	G	C3'-C2'-C1'	7.80	107.74	101.50
21	A2	1491	C	O4'-C1'-C2'	-7.80	98.00	105.80
57	BZ	16	VAL	CA-CB-CG1	7.80	122.60	110.90
67	B1	224	G	C3'-C2'-C1'	7.80	107.74	101.50
67	B1	308	C	O4'-C1'-C2'	-7.80	98.00	105.80
67	B1	2851	A	C3'-C2'-C1'	-7.80	95.26	101.50
25	AH	87	ARG	N-CA-CB	7.80	124.64	110.60
67	B1	1432	C	N1-C1'-C2'	7.80	124.14	114.00
21	A2	626	G	O4'-C1'-N9	7.80	114.44	108.20
67	B1	366	G	P-O3'-C3'	-7.80	110.34	119.70
67	B1	693	G	N9-C1'-C2'	-7.80	103.42	112.00
67	B1	1651	A	N9-C1'-C2'	7.80	124.14	114.00
67	B1	2711	U	N1-C1'-C2'	7.80	124.14	114.00
67	B1	2731	C	O4'-C1'-N1	7.80	114.44	108.20
67	B1	2903	U	P-O5'-C5'	7.80	133.37	120.90
68	B3	18	G	C1'-O4'-C4'	-7.80	103.66	109.90
21	A2	361	A	N9-C1'-C2'	7.79	124.13	114.00
21	A2	1021	C	N1-C1'-C2'	7.79	124.13	114.00
67	B1	1728	C	O4'-C1'-C2'	-7.79	98.00	105.80
21	A2	366	C	C1'-O4'-C4'	-7.79	103.67	109.90
67	B1	1051	C	C3'-C2'-C1'	7.79	107.73	101.50
67	B1	1056	C	C3'-C2'-C1'	7.79	107.73	101.50
67	B1	1314	A	C1'-O4'-C4'	7.79	116.14	109.90
67	B1	2038	C	O4'-C1'-N1	7.79	114.44	108.20
67	B1	2211	C	N1-C1'-C2'	7.79	124.13	114.00
21	A2	1203	G	N9-C1'-C2'	7.79	124.13	114.00
30	AU	54	ARG	NE-CZ-NH2	7.79	124.20	120.30

*Continued on next page...*

*Continued from previous page...*

Mol	Chain	Res	Type	Atoms	Z	Observed(°)	Ideal(°)
67	B1	102	A	O4'-C1'-N9	7.79	114.43	108.20
47	BI	62	ARG	NE-CZ-NH1	7.79	124.19	120.30
68	B3	40	G	C1'-O4'-C4'	-7.79	103.67	109.90
21	A2	808	C	O4'-C1'-C2'	-7.79	98.01	105.80
67	B1	1278	C	C1'-O4'-C4'	-7.79	103.67	109.90
67	B1	2169	C	O4'-C1'-C2'	-7.79	98.01	105.80
67	B1	2255	C	P-O3'-C3'	7.79	129.05	119.70
11	A1	6	G	O4'-C1'-C2'	-7.79	98.01	105.80
21	A2	965	G	C5'-C4'-C3'	7.79	128.46	116.00
67	B1	1248	C	C3'-C2'-C1'	-7.79	95.27	101.50
21	A2	641	A	C4'-C3'-C2'	7.79	110.39	102.60
21	A2	914	U	O4'-C1'-N1	7.78	114.43	108.20
67	B1	2688	C	N1-C1'-C2'	7.78	124.12	114.00
50	BV	56	TYR	CB-CA-C	7.78	125.97	110.40
67	B1	1268	A	O4'-C1'-N9	7.78	114.43	108.20
67	B1	2050	U	N1-C1'-C2'	7.78	124.12	114.00
67	B1	434	G	N9-C1'-C2'	7.78	124.11	114.00
67	B1	1765	A	O4'-C1'-N9	7.78	114.42	108.20
21	A2	872	A	O4'-C1'-N9	7.78	114.42	108.20
67	B1	1311	C	O4'-C1'-N1	7.78	114.42	108.20
67	B1	1616	A	N9-C1'-C2'	-7.78	103.44	112.00
21	A2	885	G	C1'-O4'-C4'	-7.78	103.68	109.90
21	A2	886	G	O4'-C1'-N9	7.78	114.42	108.20
67	B1	464	C	O4'-C1'-N1	7.78	114.42	108.20
67	B1	2125	C	C1'-O4'-C4'	-7.78	103.68	109.90
68	B3	1	C	O5'-P-OP2	7.78	120.03	110.70
21	A2	1077	U	O4'-C1'-C2'	-7.78	98.02	105.80
67	B1	357	G	C1'-O4'-C4'	7.77	116.12	109.90
67	B1	2968	G	C1'-O4'-C4'	-7.77	103.68	109.90
67	B1	1180	G	C3'-C2'-C1'	7.77	107.72	101.50
67	B1	1263	C	O4'-C1'-N1	7.77	114.42	108.20
67	B1	2053	G	C3'-C2'-C1'	-7.77	95.28	101.50
67	B1	2592	U	C1'-O4'-C4'	-7.77	103.68	109.90
68	B3	1	C	O5'-P-OP1	7.77	120.03	110.70
67	B1	461	C	O4'-C1'-C2'	-7.77	98.03	105.80
67	B1	1164	C	C3'-C2'-C1'	7.77	107.72	101.50
21	A2	1391	U	C1'-O4'-C4'	7.77	116.12	109.90
21	A2	430	G	C5-C6-O6	-7.77	123.94	128.60
21	A2	1051	G	O4'-C1'-N9	7.77	114.41	108.20
67	B1	812	C	O4'-C1'-N1	7.77	114.41	108.20
67	B1	1113	G	O4'-C1'-N9	7.77	114.41	108.20
21	A2	872	A	C4'-C3'-C2'	-7.77	94.83	102.60

*Continued on next page...*

*Continued from previous page...*

Mol	Chain	Res	Type	Atoms	Z	Observed(°)	Ideal(°)
15	AE	101	ARG	NE-CZ-NH2	-7.76	116.42	120.30
21	A2	1	A	O5'-P-OP2	7.76	120.02	110.70
21	A2	1192	C	C3'-C2'-C1'	7.76	107.71	101.50
67	B1	2416	G	N9-C1'-C2'	-7.76	103.46	112.00
21	A2	876	A	C3'-C2'-C1'	7.76	107.71	101.50
17	AO	137	ARG	N-CA-CB	7.76	124.57	110.60
67	B1	849	C	N1-C1'-C2'	7.76	124.09	114.00
21	A2	874	G	O4'-C1'-N9	7.76	114.41	108.20
67	B1	1623	C	N1-C1'-C2'	7.76	124.09	114.00
67	B1	1670	A	C5'-C4'-O4'	7.76	118.41	109.10
21	A2	426	C	C3'-C2'-C1'	7.76	107.70	101.50
21	A2	1469	G	C1'-O4'-C4'	-7.76	103.69	109.90
67	B1	334	G	O4'-C1'-N9	7.76	114.41	108.20
67	B1	583	A	C1'-O4'-C4'	7.76	116.11	109.90
67	B1	2060	A	O4'-C1'-C2'	-7.76	98.04	105.80
67	B1	2653	G	O4'-C1'-N9	7.76	114.41	108.20
67	B1	1966	C	O4'-C1'-N1	7.75	114.40	108.20
67	B1	2799	C	N1-C1'-C2'	7.75	124.08	114.00
21	A2	460	C	O4'-C1'-N1	7.75	114.40	108.20
21	A2	788	C	C1'-O4'-C4'	-7.75	103.70	109.90
21	A2	1416	C	P-O3'-C3'	-7.75	110.40	119.70
21	A2	57	G	C3'-C2'-C1'	-7.75	95.30	101.50
67	B1	1	G	O5'-P-OP2	7.75	120.00	110.70
21	A2	974	G	C1'-O4'-C4'	7.75	116.10	109.90
67	B1	127	C	O4'-C1'-C2'	-7.75	98.05	105.80
21	A2	121	C	C1'-O4'-C4'	-7.75	103.70	109.90
21	A2	265	C	P-O3'-C3'	-7.75	110.40	119.70
21	A2	296	A	C4'-C3'-C2'	-7.75	94.85	102.60
67	B1	929	G	C3'-C2'-C1'	7.75	107.70	101.50
67	B1	1565	G	O5'-P-OP2	-7.75	98.73	105.70
67	B1	1734	G	O4'-C1'-C2'	-7.75	98.05	105.80
21	A2	218	C	N1-C1'-C2'	7.75	124.07	114.00
21	A2	383	C	C1'-O4'-C4'	-7.75	103.70	109.90
64	Bc	15	GLU	O-C-N	-7.75	110.31	122.70
67	B1	185	A	N9-C1'-C2'	7.75	124.07	114.00
67	B1	963	G	C1'-O4'-C4'	-7.75	103.70	109.90
21	A2	156	A	O4'-C1'-C2'	-7.75	98.06	105.80
54	BF	174	ILE	CA-CB-CG1	7.75	125.72	111.00
67	B1	459	C	O4'-C1'-N1	7.75	114.40	108.20
11	A1	1	G	O5'-P-OP2	7.74	119.99	110.70
67	B1	1603	G	P-O3'-C3'	7.74	128.99	119.70
67	B1	2459	G	P-O3'-C3'	7.74	128.99	119.70

*Continued on next page...*



*Continued from previous page...*

Mol	Chain	Res	Type	Atoms	Z	Observed(°)	Ideal(°)
11	A1	52	G	O4'-C1'-C2'	7.74	114.57	107.60
21	A2	144	G	P-O3'-C3'	7.74	128.99	119.70
21	A2	504	G	C1'-O4'-C4'	-7.74	103.71	109.90
44	BW	63	ARG	NE-CZ-NH2	-7.74	116.43	120.30
67	B1	735	A	C5'-C4'-O4'	7.74	118.39	109.10
21	A2	111	G	C1'-O4'-C4'	-7.74	103.71	109.90
21	A2	168	G	O4'-C1'-N9	7.74	114.39	108.20
21	A2	697	A	O4'-C1'-N9	7.74	114.39	108.20
42	BT	32	ARG	NE-CZ-NH2	-7.74	116.43	120.30
48	BR	22	ARG	NE-CZ-NH2	-7.74	116.43	120.30
67	B1	9	A	O4'-C1'-N9	7.74	114.39	108.20
67	B1	616	C	C1'-O4'-C4'	7.74	116.09	109.90
67	B1	337	G	C1'-O4'-C4'	-7.74	103.71	109.90
67	B1	767	G	O4'-C1'-C2'	7.74	114.56	107.60
67	B1	826	C	C3'-C2'-C1'	7.74	107.69	101.50
67	B1	318	G	N9-C1'-C2'	7.73	124.05	114.00
67	B1	834	G	N9-C1'-C2'	-7.73	103.49	112.00
67	B1	2290	U	O4'-C1'-N1	7.73	114.39	108.20
21	A2	1302	C	O4'-C1'-N1	7.73	114.39	108.20
67	B1	1296	A	N9-C1'-C2'	7.73	124.05	114.00
67	B1	1603	G	C3'-C2'-C1'	7.73	107.69	101.50
21	A2	1	A	O5'-P-OP1	7.73	119.98	110.70
67	B1	1160	U	O4'-C1'-N1	7.73	114.38	108.20
67	B1	1480	G	OP1-P-OP2	-7.73	108.00	119.60
67	B1	2032	G	C3'-C2'-C1'	-7.73	95.32	101.50
68	B3	110	C	O4'-C1'-C2'	-7.73	98.07	105.80
46	BA	119	ARG	NE-CZ-NH1	7.73	124.17	120.30
67	B1	208	A	C3'-C2'-C1'	7.73	107.68	101.50
67	B1	2332	G	O4'-C1'-N9	7.73	114.38	108.20
68	B3	50	G	C3'-C2'-C1'	7.73	107.68	101.50
67	B1	1564	C	O4'-C1'-N1	7.73	114.38	108.20
21	A2	127	G	O4'-C1'-C2'	-7.73	98.07	105.80
27	A0	1	G	O5'-P-OP2	7.73	119.97	110.70
11	A1	15	G	P-O3'-C3'	7.72	128.97	119.70
21	A2	760	C	N1-C1'-C2'	7.72	124.04	114.00
21	A2	771	G	C1'-O4'-C4'	-7.72	103.72	109.90
67	B1	821	U	O4'-C1'-C2'	-7.72	98.08	105.80
27	A0	1	G	O5'-P-OP1	7.72	119.97	110.70
21	A2	703	U	C3'-C2'-C1'	7.72	107.68	101.50
67	B1	2167	C	O4'-C1'-N1	7.72	114.38	108.20
67	B1	2662	G	C3'-C2'-C1'	-7.72	95.32	101.50
11	A1	1	G	O5'-P-OP1	7.72	119.96	110.70

*Continued on next page...*

*Continued from previous page...*

Mol	Chain	Res	Type	Atoms	Z	Observed(°)	Ideal(°)
11	A1	12	U	O4'-C1'-N1	7.72	114.38	108.20
67	B1	85	G	C5'-C4'-O4'	-7.72	99.84	109.10
67	B1	1377	G	C3'-C2'-C1'	7.72	107.68	101.50
67	B1	2944	G	P-O5'-C5'	7.72	133.25	120.90
8	AR	44	ARG	NE-CZ-NH1	7.72	124.16	120.30
29	AL	44	ARG	NE-CZ-NH1	7.72	124.16	120.30
67	B1	2007	C	O4'-C1'-C2'	7.72	114.55	107.60
67	B1	2308	C	C3'-C2'-C1'	7.72	107.67	101.50
67	B1	125	C	N1-C1'-C2'	7.72	124.03	114.00
67	B1	324	C	N1-C1'-C2'	-7.72	103.51	112.00
67	B1	1703	G	O4'-C1'-N9	7.72	114.37	108.20
21	A2	670	C	N1-C1'-C2'	7.71	124.03	114.00
51	Bj	50	PHE	CB-CA-C	-7.71	94.97	110.40
67	B1	2833	G	O4'-C1'-N9	7.71	114.37	108.20
21	A2	757	G	C1'-O4'-C4'	-7.71	103.73	109.90
4	AG	54	GLU	N-CA-CB	7.71	124.48	110.60
6	AC	141	ALA	N-CA-CB	7.71	120.90	110.10
25	AH	94	ASN	C-N-CA	7.71	140.98	121.70
67	B1	1523	A	O4'-C1'-C2'	-7.71	98.09	105.80
67	B1	2421	A	C1'-O4'-C4'	-7.71	103.73	109.90
21	A2	213	C	O4'-C1'-N1	7.71	114.37	108.20
21	A2	1233	G	O4'-C1'-N9	7.71	114.37	108.20
67	B1	893	C	O4'-C1'-N1	7.71	114.37	108.20
67	B1	1265	A	O4'-C1'-C2'	-7.71	98.09	105.80
67	B1	1611	C	N1-C1'-C2'	7.71	124.02	114.00
67	B1	1650	U	C3'-C2'-C1'	-7.71	95.33	101.50
67	B1	1924	A	C1'-O4'-C4'	-7.71	103.73	109.90
21	A2	20	G	C1'-O4'-C4'	-7.71	103.73	109.90
21	A2	973	U	O4'-C1'-N1	7.71	114.36	108.20
27	A0	68	G	C1'-O4'-C4'	-7.71	103.73	109.90
67	B1	1104	A	C1'-O4'-C4'	-7.71	103.73	109.90
35	BL	48	THR	N-CA-CB	7.71	124.94	110.30
21	A2	113	U	C1'-O4'-C4'	7.70	116.06	109.90
21	A2	408	C	P-O3'-C3'	7.70	128.94	119.70
67	B1	1	G	O5'-P-OP1	7.70	119.94	110.70
67	B1	310	C	C3'-C2'-C1'	7.70	107.66	101.50
67	B1	2293	G	N9-C1'-C2'	-7.70	103.53	112.00
21	A2	440	C	C5'-C4'-O4'	7.70	118.34	109.10
40	BE	22	ARG	NE-CZ-NH1	7.70	124.15	120.30
67	B1	2134	G	N9-C1'-C2'	7.70	124.01	114.00
68	B3	78	C	C3'-C2'-C1'	7.70	107.66	101.50
21	A2	477	G	C3'-C2'-C1'	7.70	107.66	101.50

*Continued on next page...*

*Continued from previous page...*

Mol	Chain	Res	Type	Atoms	Z	Observed(°)	Ideal(°)
67	B1	32	C	N1-C1'-C2'	7.70	124.01	114.00
67	B1	1065	C	O4'-C1'-N1	7.70	114.36	108.20
67	B1	2648	C	O4'-C1'-N1	7.70	114.36	108.20
67	B1	2823	G	O4'-C1'-N9	7.70	114.36	108.20
21	A2	178	C	O4'-C1'-C2'	-7.70	98.10	105.80
67	B1	1149	C	N1-C1'-C2'	7.70	124.01	114.00
21	A2	471	G	P-O3'-C3'	7.70	128.94	119.70
67	B1	1761	C	O4'-C1'-N1	7.70	114.36	108.20
67	B1	2825	A	C3'-C2'-C1'	7.70	107.66	101.50
67	B1	2141	C	O4'-C1'-N1	7.69	114.36	108.20
67	B1	2520	C	C5'-C4'-C3'	7.69	128.31	116.00
21	A2	1446	G	O4'-C1'-N9	7.69	114.35	108.20
67	B1	844	C	N1-C1'-C2'	7.69	124.00	114.00
67	B1	1462	G	O4'-C1'-N9	7.69	114.35	108.20
67	B1	1712	U	C4'-C3'-C2'	-7.69	94.91	102.60
67	B1	2299	G	C1'-O4'-C4'	-7.69	103.75	109.90
68	B3	71	G	C1'-O4'-C4'	-7.69	103.75	109.90
67	B1	7	G	C5-C6-O6	-7.69	123.99	128.60
67	B1	13	U	C5'-C4'-C3'	7.69	128.30	116.00
67	B1	974	U	O4'-C1'-C2'	-7.69	98.11	105.80
21	A2	27	C	O4'-C1'-C2'	-7.69	98.11	105.80
67	B1	43	G	C1'-O4'-C4'	7.69	116.05	109.90
21	A2	1085	C	O4'-C1'-N1	7.68	114.35	108.20
21	A2	1120	G	O4'-C1'-C2'	7.68	114.52	107.60
43	Bk	35	ALA	N-CA-CB	7.68	120.86	110.10
67	B1	876	C	C1'-O4'-C4'	7.68	116.05	109.90
67	B1	893	C	P-O3'-C3'	-7.68	110.48	119.70
67	B1	2016	C	O4'-C1'-C2'	-7.68	98.11	105.80
67	B1	2485	C	C1'-O4'-C4'	7.68	116.05	109.90
67	B1	2617	G	O4'-C1'-N9	-7.68	102.05	108.20
2	AK	52	ALA	N-CA-CB	7.68	120.86	110.10
21	A2	1320	A	O4'-C1'-N9	7.68	114.35	108.20
67	B1	959	U	P-O3'-C3'	-7.68	110.48	119.70
67	B1	1211	C	C1'-O4'-C4'	7.68	116.05	109.90
67	B1	2279	G	C1'-O4'-C4'	-7.68	103.75	109.90
33	BC	270	MET	CG-SD-CE	-7.68	87.91	100.20
40	BE	163	ARG	NE-CZ-NH1	-7.68	116.46	120.30
67	B1	151	G	P-O3'-C3'	7.68	128.91	119.70
67	B1	3015	A	C3'-C2'-C1'	7.68	107.64	101.50
68	B3	117	G	P-O3'-C3'	-7.68	110.49	119.70
21	A2	332	C	P-O3'-C3'	-7.67	110.49	119.70
21	A2	390	G	O4'-C1'-C2'	7.67	114.51	107.60

*Continued on next page...*

*Continued from previous page...*

Mol	Chain	Res	Type	Atoms	Z	Observed(°)	Ideal(°)
67	B1	2225	C	O4'-C1'-C2'	-7.67	98.12	105.80
67	B1	2481	G	O4'-C1'-N9	7.67	114.34	108.20
67	B1	1971	C	N1-C1'-C2'	7.67	123.97	114.00
67	B1	1001	C	P-O3'-C3'	7.67	128.91	119.70
67	B1	1923	A	O4'-C1'-C2'	-7.67	98.13	105.80
67	B1	2745	G	C1'-O4'-C4'	-7.67	103.76	109.90
21	A2	1367	C	O4'-C1'-C2'	-7.67	98.13	105.80
21	A2	294	A	O4'-C1'-C2'	7.67	114.50	107.60
21	A2	790	G	N9-C1'-C2'	-7.67	103.56	112.00
27	A0	56	C	C3'-C2'-C1'	-7.67	95.37	101.50
41	Ba	31	ALA	CB-CA-C	-7.67	98.60	110.10
64	Bc	73	LYS	CB-CA-C	7.67	125.74	110.40
67	B1	633	A	O4'-C1'-C2'	-7.67	98.13	105.80
67	B1	794	G	O4'-C1'-N9	7.67	114.33	108.20
67	B1	2685	G	C3'-C2'-C1'	7.67	107.64	101.50
67	B1	2706	C	N1-C1'-C2'	7.67	123.97	114.00
68	B3	44	C	C3'-C2'-C1'	7.67	107.64	101.50
21	A2	743	U	C5'-C4'-O4'	7.67	118.30	109.10
67	B1	147	C	C3'-C2'-C1'	7.67	107.63	101.50
67	B1	169	G	O4'-C1'-N9	7.67	114.33	108.20
67	B1	2216	G	C1'-O4'-C4'	7.67	116.03	109.90
67	B1	1214	C	C3'-C2'-C1'	7.66	107.63	101.50
21	A2	473	A	N9-C1'-C2'	7.66	123.96	114.00
21	A2	751	C	O4'-C1'-C2'	-7.66	98.14	105.80
21	A2	430	G	N1-C6-O6	7.66	124.50	119.90
21	A2	1159	U	O4'-C1'-N1	7.66	114.33	108.20
21	A2	1288	C	C3'-C2'-C1'	7.66	107.63	101.50
67	B1	1694	G	O4'-C4'-C3'	-7.66	96.34	104.00
67	B1	2622	C	C3'-C2'-C1'	7.66	107.63	101.50
21	A2	248	U	O3'-P-O5'	-7.66	89.45	104.00
67	B1	1140	C	C4'-C3'-C2'	-7.66	94.94	102.60
67	B1	1489	G	O4'-C1'-N9	7.66	114.33	108.20
67	B1	2079	U	C1'-O4'-C4'	-7.66	103.77	109.90
67	B1	2020	G	N9-C1'-C2'	7.66	123.95	114.00
21	A2	688	C	O4'-C1'-N1	7.66	114.32	108.20
46	BA	24	PHE	CB-CG-CD2	7.66	126.16	120.80
67	B1	1407	A	C4'-C3'-C2'	7.66	110.25	102.60
21	A2	1104	G	O4'-C1'-N9	7.65	114.32	108.20
67	B1	131	C	C3'-C2'-C1'	7.65	107.62	101.50
67	B1	1414	G	O4'-C1'-C2'	-7.65	98.15	105.80
21	A2	145	A	C1'-O4'-C4'	7.65	116.02	109.90
21	A2	1352	G	N9-C1'-C2'	7.65	123.95	114.00

*Continued on next page...*

*Continued from previous page...*

Mol	Chain	Res	Type	Atoms	Z	Observed(°)	Ideal(°)
67	B1	1194	G	N9-C1'-C2'	7.65	123.95	114.00
31	BY	96	PHE	CB-CG-CD1	-7.65	115.44	120.80
67	B1	1926	A	C1'-O4'-C4'	-7.65	103.78	109.90
67	B1	2254	U	O4'-C4'-C3'	-7.65	96.35	104.00
67	B1	2427	C	C1'-O4'-C4'	-7.65	103.78	109.90
67	B1	2468	C	O4'-C1'-C2'	-7.65	98.15	105.80
67	B1	2942	G	P-O5'-C5'	-7.65	108.66	120.90
67	B1	1922	A	O4'-C1'-N9	7.65	114.32	108.20
67	B1	2112	C	C3'-C2'-C1'	7.65	107.62	101.50
67	B1	2505	A	O4'-C1'-N9	-7.65	102.08	108.20
67	B1	1165	C	C1'-O4'-C4'	7.65	116.02	109.90
67	B1	2260	C	P-O3'-C3'	7.65	128.88	119.70
67	B1	2944	G	P-O3'-C3'	-7.65	110.53	119.70
67	B1	1028	G	P-O3'-C3'	7.64	128.87	119.70
11	A1	22	A	O4'-C1'-N9	7.64	114.31	108.20
21	A2	196	G	P-O3'-C3'	7.64	128.87	119.70
67	B1	2433	U	C1'-O4'-C4'	-7.64	103.79	109.90
21	A2	1037	U	C1'-O4'-C4'	-7.64	103.79	109.90
21	A2	1393	A	P-O5'-C5'	-7.64	108.67	120.90
67	B1	1080	G	O3'-P-O5'	7.64	118.52	104.00
67	B1	2905	C	N1-C1'-C2'	7.64	123.93	114.00
52	BB	25	ARG	NE-CZ-NH1	-7.64	116.48	120.30
67	B1	916	A	O4'-C1'-N9	7.64	114.31	108.20
67	B1	2688	C	O4'-C1'-N1	7.64	114.31	108.20
67	B1	2796	C	O4'-C1'-C2'	-7.64	98.16	105.80
21	A2	350	G	C1'-O4'-C4'	-7.63	103.79	109.90
67	B1	106	G	O4'-C1'-N9	7.63	114.31	108.20
67	B1	299	U	P-O3'-C3'	7.63	128.86	119.70
67	B1	2251	G	O4'-C1'-N9	7.63	114.31	108.20
67	B1	2754	A	C1'-O4'-C4'	-7.63	103.79	109.90
68	B3	29	G	P-O3'-C3'	7.63	128.86	119.70
68	B3	42	A	P-O3'-C3'	7.63	128.86	119.70
67	B1	2061	A	O4'-C1'-C2'	-7.63	98.17	105.80
67	B1	2524	C	O4'-C1'-C2'	-7.63	98.17	105.80
25	AH	149	ALA	CB-CA-C	-7.63	98.65	110.10
67	B1	467	U	P-O3'-C3'	7.63	128.86	119.70
67	B1	2810	G	C3'-C2'-C1'	-7.63	95.39	101.50
67	B1	32	C	C3'-C2'-C1'	7.63	107.60	101.50
21	A2	318	C	N1-C1'-C2'	7.63	123.92	114.00
40	BE	93	ARG	NE-CZ-NH1	7.63	124.11	120.30
54	BF	8	ARG	NE-CZ-NH1	-7.63	116.49	120.30
62	BN	19	ARG	NE-CZ-NH2	7.63	124.11	120.30

*Continued on next page...*

*Continued from previous page...*

Mol	Chain	Res	Type	Atoms	Z	Observed(°)	Ideal(°)
67	B1	231	G	O4'-C1'-C2'	-7.63	98.17	105.80
67	B1	2623	G	O4'-C1'-N9	7.63	114.30	108.20
18	AF	8	TYR	CB-CG-CD2	-7.63	116.42	121.00
21	A2	833	C	N1-C1'-C2'	7.63	123.92	114.00
21	A2	1072	C	O4'-C1'-N1	-7.63	102.10	108.20
68	B3	31	U	O4'-C1'-N1	7.63	114.30	108.20
21	A2	55	G	O4'-C1'-N9	7.62	114.30	108.20
41	Ba	33	LYS	N-CA-CB	7.62	124.33	110.60
67	B1	978	C	O4'-C1'-N1	7.62	114.30	108.20
67	B1	1665	G	O4'-C1'-C2'	-7.62	98.17	105.80
67	B1	2621	U	C1'-O4'-C4'	7.62	116.00	109.90
21	A2	804	U	N1-C1'-C2'	-7.62	103.61	112.00
21	A2	958	G	N9-C1'-C2'	-7.62	103.61	112.00
67	B1	628	A	P-O3'-C3'	-7.62	110.55	119.70
67	B1	1038	U	C1'-O4'-C4'	7.62	116.00	109.90
67	B1	1339	C	C1'-O4'-C4'	-7.62	103.80	109.90
67	B1	2308	C	C4'-C3'-C2'	-7.62	94.98	102.60
21	A2	1490	C	C1'-O4'-C4'	-7.62	103.80	109.90
30	AU	15	ARG	NE-CZ-NH2	-7.62	116.49	120.30
67	B1	336	C	O4'-C1'-C2'	-7.62	98.18	105.80
67	B1	997	A	C4'-C3'-C2'	-7.62	94.98	102.60
67	B1	1478	G	O4'-C1'-C2'	7.62	114.46	107.60
67	B1	2212	C	C3'-C2'-C1'	7.62	107.60	101.50
28	B6	16	ARG	NE-CZ-NH2	-7.62	116.49	120.30
12	AN	11	PHE	CB-CG-CD2	-7.62	115.47	120.80
67	B1	971	G	C3'-C2'-C1'	-7.62	95.41	101.50
67	B1	3006	G	C3'-C2'-C1'	7.62	107.59	101.50
68	B3	113	C	O4'-C1'-N1	7.62	114.29	108.20
67	B1	812	C	N1-C1'-C2'	7.62	123.90	114.00
67	B1	2622	C	N1-C1'-C2'	7.62	123.90	114.00
21	A2	79	G	P-O3'-C3'	-7.61	110.56	119.70
67	B1	1825	G	N9-C1'-C2'	-7.61	103.62	112.00
67	B1	2889	A	O4'-C1'-C2'	-7.61	98.19	105.80
21	A2	393	A	C3'-C2'-C1'	-7.61	95.41	101.50
21	A2	792	C	O4'-C1'-N1	7.61	114.29	108.20
67	B1	197	C	P-O3'-C3'	-7.61	110.57	119.70
67	B1	753	A	C1'-O4'-C4'	7.61	115.99	109.90
67	B1	1657	G	C5-C6-O6	-7.61	124.03	128.60
67	B1	2135	C	P-O5'-C5'	7.61	133.08	120.90
21	A2	1083	G	C5-C6-O6	-7.61	124.03	128.60
67	B1	2254	U	O4'-C1'-C2'	-7.61	98.19	105.80
10	AD	52	ARG	NE-CZ-NH2	-7.61	116.50	120.30

*Continued on next page...*

*Continued from previous page...*

Mol	Chain	Res	Type	Atoms	Z	Observed(°)	Ideal(°)
21	A2	439	G	C2'-C3'-O3'	7.61	126.24	109.50
67	B1	2201	C	N1-C1'-C2'	7.61	123.89	114.00
67	B1	2854	A	C3'-C2'-C1'	-7.61	95.41	101.50
67	B1	2144	U	O4'-C1'-C2'	-7.61	98.19	105.80
23	AT	49	ARG	NE-CZ-NH2	-7.60	116.50	120.30
67	B1	2210	G	C3'-C2'-C1'	-7.60	95.42	101.50
29	AL	41	PRO	CA-N-CD	-7.60	100.86	111.50
67	B1	49	A	O4'-C1'-N9	-7.60	102.12	108.20
67	B1	404	G	N9-C1'-C2'	-7.60	103.64	112.00
67	B1	465	C	O4'-C1'-N1	7.60	114.28	108.20
67	B1	823	G	C1'-O4'-C4'	-7.60	103.82	109.90
67	B1	1844	C	O4'-C1'-N1	7.60	114.28	108.20
21	A2	335	G	O4'-C1'-C2'	7.60	114.44	107.60
21	A2	834	C	O4'-C1'-C2'	-7.60	98.20	105.80
21	A2	884	G	N9-C1'-C2'	7.60	123.88	114.00
35	BL	74	ARG	N-CA-C	-7.60	90.49	111.00
67	B1	797	C	C1'-O4'-C4'	7.60	115.98	109.90
67	B1	1179	G	O4'-C4'-C3'	7.60	112.18	106.10
21	A2	645	G	N9-C1'-C2'	-7.60	103.64	112.00
67	B1	1893	C	N1-C1'-C2'	7.60	123.88	114.00
21	A2	491	G	N9-C1'-C2'	7.59	123.87	114.00
67	B1	2713	A	O4'-C1'-N9	7.59	114.28	108.20
21	A2	367	G	C3'-C2'-C1'	7.59	107.57	101.50
67	B1	941	C	O4'-C1'-N1	7.59	114.27	108.20
67	B1	1250	A	C1'-O4'-C4'	7.59	115.97	109.90
67	B1	1362	G	O4'-C1'-N9	7.59	114.27	108.20
67	B1	2485	C	O4'-C1'-C2'	-7.59	98.21	105.80
21	A2	504	G	C4'-C3'-C2'	-7.59	95.01	102.60
21	A2	1176	C	O4'-C1'-N1	7.59	114.27	108.20
67	B1	500	C	C3'-C2'-C1'	7.59	107.57	101.50
67	B1	2276	G	P-O5'-C5'	7.59	133.05	120.90
67	B1	2876	G	O4'-C1'-N9	7.59	114.27	108.20
21	A2	519	G	O4'-C1'-C2'	-7.59	98.21	105.80
21	A2	736	A	O4'-C1'-C2'	-7.59	98.21	105.80
21	A2	1000	G	C1'-O4'-C4'	-7.59	103.83	109.90
67	B1	1760	C	N1-C1'-C2'	7.59	123.87	114.00
67	B1	2042	A	C1'-O4'-C4'	7.59	115.97	109.90
68	B3	112	C	O4'-C1'-N1	7.59	114.27	108.20
21	A2	772	G	O4'-C1'-N9	7.59	114.27	108.20
21	A2	291	G	O4'-C1'-N9	7.59	114.27	108.20
27	A0	12	U	C3'-C2'-C1'	7.59	107.57	101.50
67	B1	2526	G	N9-C1'-C2'	-7.59	103.65	112.00

*Continued on next page...*

*Continued from previous page...*

Mol	Chain	Res	Type	Atoms	Z	Observed(°)	Ideal(°)
18	AF	5	TRP	N-CA-CB	-7.58	96.95	110.60
21	A2	600	C	O4'-C1'-C2'	-7.58	98.22	105.80
21	A2	1140	A	O4'-C1'-N9	7.58	114.27	108.20
67	B1	116	G	O4'-C1'-N9	-7.58	102.13	108.20
67	B1	1218	C	P-O3'-C3'	7.58	128.80	119.70
67	B1	2565	A	C3'-C2'-C1'	7.58	107.57	101.50
67	B1	2413	G	C4'-C3'-C2'	-7.58	95.02	102.60
10	AD	110	TYR	CB-CG-CD1	7.58	125.55	121.00
11	A1	7	G	C5'-C4'-C3'	7.58	128.13	116.00
17	AO	105	ASP	CB-CG-OD2	-7.58	111.48	118.30
21	A2	949	G	P-O3'-C3'	7.58	128.80	119.70
67	B1	2201	C	O4'-C1'-C2'	-7.58	98.22	105.80
21	A2	770	A	C3'-C2'-C1'	7.58	107.56	101.50
67	B1	546	C	C3'-C2'-C1'	7.58	107.56	101.50
67	B1	1593	C	O4'-C1'-N1	7.58	114.26	108.20
67	B1	2619	U	O4'-C1'-C2'	-7.58	98.22	105.80
4	AG	77	ASP	CA-CB-CG	-7.58	96.72	113.40
44	BW	65	ARG	NE-CZ-NH1	7.58	124.09	120.30
67	B1	210	A	C2'-C3'-O3'	7.58	126.17	109.50
67	B1	1883	C	C5'-C4'-C3'	7.58	128.13	116.00
67	B1	2287	C	N1-C1'-C2'	-7.58	103.66	112.00
67	B1	2376	U	C1'-O4'-C4'	7.58	115.96	109.90
21	A2	811	G	N9-C1'-C2'	-7.58	103.67	112.00
21	A2	211	G	O4'-C1'-N9	7.58	114.26	108.20
21	A2	542	G	C1'-O4'-C4'	-7.58	103.84	109.90
21	A2	592	G	N9-C1'-C2'	-7.58	103.67	112.00
40	BE	83	ARG	NE-CZ-NH2	-7.58	116.51	120.30
67	B1	329	G	C5-C6-O6	-7.58	124.05	128.60
67	B1	942	U	P-O5'-C5'	-7.58	108.78	120.90
67	B1	1114	G	O4'-C1'-N9	7.57	114.26	108.20
67	B1	339	A	O4'-C1'-N9	7.57	114.26	108.20
67	B1	746	C	O4'-C1'-C2'	-7.57	98.23	105.80
67	B1	1274	G	O4'-C1'-C2'	7.57	114.42	107.60
21	A2	816	G	O4'-C1'-N9	7.57	114.26	108.20
21	A2	1435	G	C3'-C2'-C1'	7.57	107.56	101.50
67	B1	2997	G	N9-C1'-C2'	7.57	123.84	114.00
67	B1	2727	C	N1-C1'-C2'	7.57	123.84	114.00
21	A2	4	C	C1'-O4'-C4'	7.57	115.95	109.90
21	A2	321	A	N9-C1'-C2'	7.57	123.84	114.00
21	A2	1269	G	C4'-C3'-C2'	-7.57	95.03	102.60
67	B1	375	C	O4'-C1'-N1	7.57	114.25	108.20
21	A2	1104	G	C1'-O4'-C4'	7.57	115.95	109.90

*Continued on next page...*



*Continued from previous page...*

Mol	Chain	Res	Type	Atoms	Z	Observed(°)	Ideal(°)
21	A2	1161	A	C1'-O4'-C4'	-7.56	103.85	109.90
27	A0	32	C	N1-C1'-C2'	7.56	123.83	114.00
67	B1	1365	G	O4'-C1'-C2'	7.56	114.41	107.60
21	A2	701	G	O4'-C1'-N9	7.56	114.25	108.20
21	A2	1131	G	N9-C1'-C2'	7.56	123.83	114.00
67	B1	2045	C	O4'-C1'-N1	7.56	114.25	108.20
1	AQ	28	TYR	CB-CG-CD2	-7.56	116.47	121.00
21	A2	556	G	P-O3'-C3'	-7.56	110.63	119.70
67	B1	2286	U	O4'-C1'-N1	7.56	114.25	108.20
67	B1	2464	G	C1'-O4'-C4'	7.56	115.95	109.90
21	A2	88	G	C1'-O4'-C4'	-7.55	103.86	109.90
67	B1	2470	U	O4'-C1'-C2'	-7.55	98.25	105.80
67	B1	2794	G	O4'-C1'-C2'	7.55	114.40	107.60
21	A2	1153	G	C1'-O4'-C4'	-7.55	103.86	109.90
67	B1	323	U	O4'-C1'-C2'	-7.55	98.25	105.80
67	B1	685	G	C3'-C2'-C1'	7.55	107.54	101.50
21	A2	276	A	N9-C1'-C2'	7.55	123.81	114.00
67	B1	651	C	P-O3'-C3'	-7.55	110.64	119.70
67	B1	2610	C	C1'-O4'-C4'	7.55	115.94	109.90
67	B1	2851	A	P-O3'-C3'	7.55	128.76	119.70
16	AJ	16	ARG	NE-CZ-NH2	-7.55	116.53	120.30
21	A2	635	C	O4'-C1'-C2'	-7.55	98.25	105.80
67	B1	2026	C	N1-C1'-C2'	7.55	123.81	114.00
21	A2	354	G	N9-C1'-C2'	7.55	123.81	114.00
67	B1	1087	G	P-O3'-C3'	7.55	128.75	119.70
67	B1	1285	C	C1'-O4'-C4'	-7.55	103.86	109.90
67	B1	1851	U	C3'-C2'-C1'	7.55	107.54	101.50
67	B1	2612	A	P-O3'-C3'	7.55	128.76	119.70
67	B1	570	G	O4'-C1'-N9	7.54	114.24	108.20
67	B1	2155	C	C1'-O4'-C4'	7.54	115.94	109.90
67	B1	1592	U	O4'-C1'-N1	-7.54	102.17	108.20
67	B1	1717	C	N1-C1'-C2'	7.54	123.81	114.00
21	A2	560	A	C1'-O4'-C4'	7.54	115.93	109.90
67	B1	935	A	C3'-C2'-C1'	-7.54	95.47	101.50
67	B1	1885	G	O4'-C1'-N9	7.54	114.23	108.20
67	B1	2357	U	C1'-O4'-C4'	7.54	115.93	109.90
21	A2	571	C	N1-C1'-C2'	7.54	123.80	114.00
21	A2	1480	G	N9-C1'-C2'	-7.54	103.71	112.00
64	Bc	14	LYS	C-N-CA	7.54	140.54	121.70
67	B1	219	G	O4'-C4'-C3'	-7.54	96.46	104.00
67	B1	1180	G	N9-C1'-C2'	7.54	123.80	114.00
21	A2	1492	U	C3'-C2'-C1'	7.54	107.53	101.50

*Continued on next page...*

*Continued from previous page...*

Mol	Chain	Res	Type	Atoms	Z	Observed(°)	Ideal(°)
67	B1	1214	C	O4'-C1'-C2'	-7.54	98.26	105.80
67	B1	1313	G	P-O5'-C5'	-7.54	108.84	120.90
67	B1	2929	C	P-O3'-C3'	7.54	128.74	119.70
11	A1	46	U	C3'-C2'-C1'	-7.54	95.47	101.50
21	A2	205	C	C1'-O4'-C4'	-7.54	103.87	109.90
21	A2	566	C	P-O3'-C3'	7.54	128.74	119.70
67	B1	1568	A	O5'-P-OP2	7.54	119.74	110.70
67	B1	1627	G	C3'-C2'-C1'	-7.54	95.47	101.50
21	A2	53	G	C3'-C2'-C1'	7.53	107.53	101.50
21	A2	343	G	O4'-C1'-N9	7.53	114.23	108.20
21	A2	588	C	O4'-C1'-N1	7.53	114.23	108.20
52	BB	109	TYR	CD1-CE1-CZ	-7.53	113.02	119.80
21	A2	950	C	O4'-C1'-C2'	-7.53	98.27	105.80
26	AP	19	ARG	NE-CZ-NH1	-7.53	116.53	120.30
67	B1	1504	C	C3'-C2'-C1'	7.53	107.53	101.50
21	A2	47	A	O4'-C1'-N9	-7.53	102.17	108.20
21	A2	834	C	C3'-C2'-C1'	7.53	107.53	101.50
21	A2	984	C	O4'-C1'-N1	7.53	114.22	108.20
64	Bc	15	GLU	CB-CA-C	7.53	125.46	110.40
67	B1	2109	C	O4'-C1'-C2'	-7.53	98.27	105.80
67	B1	2325	C	O4'-C1'-N1	7.53	114.22	108.20
67	B1	1036	C	N1-C1'-C2'	7.53	123.79	114.00
67	B1	1614	U	C5'-C4'-O4'	7.53	118.14	109.10
67	B1	3048	C	O4'-C1'-C2'	-7.53	98.27	105.80
21	A2	448	A	P-O3'-C3'	7.53	128.73	119.70
21	A2	766	G	O4'-C1'-N9	7.53	114.22	108.20
67	B1	315	U	O4'-C1'-N1	7.53	114.22	108.20
67	B1	1122	C	O4'-C1'-N1	7.53	114.22	108.20
67	B1	2175	G	N9-C1'-C2'	-7.53	103.72	112.00
27	A0	74	C	O4'-C1'-N1	7.53	114.22	108.20
36	Bf	42	ARG	NE-CZ-NH2	-7.53	116.54	120.30
67	B1	1438	C	O4'-C1'-C2'	-7.53	98.28	105.80
67	B1	1570	C	O4'-C1'-N1	-7.53	102.18	108.20
67	B1	2512	C	P-O5'-C5'	-7.53	108.86	120.90
67	B1	2620	G	N9-C1'-C2'	7.53	123.78	114.00
27	A0	43	G	C3'-C2'-C1'	7.52	107.52	101.50
32	BO	65	ARG	NE-CZ-NH2	-7.52	116.54	120.30
11	A1	27	A	C4'-C3'-C2'	-7.52	95.08	102.60
21	A2	647	G	O4'-C1'-C2'	7.52	114.37	107.60
21	A2	845	G	C3'-C2'-C1'	-7.52	95.48	101.50
20	B4	35	GLY	C-N-CA	7.52	140.51	121.70
67	B1	1533	G	C1'-O4'-C4'	-7.52	103.88	109.90

*Continued on next page...*

*Continued from previous page...*

Mol	Chain	Res	Type	Atoms	Z	Observed(°)	Ideal(°)
21	A2	1254	C	C3'-C2'-C1'	7.52	107.52	101.50
67	B1	742	C	C1'-O4'-C4'	-7.52	103.88	109.90
8	AR	55	PHE	CB-CG-CD2	7.52	126.06	120.80
67	B1	1115	A	C3'-C2'-C1'	7.52	107.52	101.50
67	B1	2548	A	P-O3'-C3'	7.52	128.72	119.70
67	B1	2949	G	C3'-C2'-C1'	7.52	107.52	101.50
67	B1	955	A	N9-C1'-C2'	-7.52	103.73	112.00
67	B1	1139	C	C1'-O4'-C4'	-7.52	103.89	109.90
67	B1	2786	G	O4'-C1'-N9	7.52	114.22	108.20
21	A2	332	C	N1-C1'-C2'	7.52	123.77	114.00
67	B1	578	C	O4'-C1'-N1	7.52	114.21	108.20
21	A2	675	A	C1'-O4'-C4'	7.51	115.91	109.90
21	A2	1493	C	O4'-C1'-C2'	-7.51	98.29	105.80
49	BQ	28	ARG	NE-CZ-NH2	-7.51	116.54	120.30
14	AM	135	ARG	NE-CZ-NH1	7.51	124.06	120.30
21	A2	1401	U	O4'-C1'-C2'	7.51	114.36	107.60
67	B1	2151	C	N1-C1'-C2'	7.51	123.77	114.00
11	A1	64	C	O4'-C1'-N1	7.51	114.21	108.20
55	Bh	3	TRP	CB-CG-CD1	7.51	136.76	127.00
67	B1	653	U	P-O3'-C3'	7.51	128.71	119.70
67	B1	750	C	C1'-O4'-C4'	-7.51	103.89	109.90
67	B1	1235	A	O4'-C1'-C2'	-7.51	98.29	105.80
67	B1	1997	C	C1'-O4'-C4'	-7.51	103.89	109.90
21	A2	806	G	N9-C1'-C2'	7.51	123.76	114.00
67	B1	979	G	O3'-P-O5'	7.51	118.27	104.00
67	B1	996	U	O4'-C1'-C2'	-7.51	98.29	105.80
67	B1	1646	G	P-O3'-C3'	7.51	128.71	119.70
67	B1	2671	C	N1-C1'-C2'	7.51	123.76	114.00
21	A2	1244	C	O4'-C1'-N1	7.51	114.21	108.20
67	B1	2808	C	C3'-C2'-C1'	7.51	107.51	101.50
21	A2	268	C	O4'-C1'-C2'	-7.51	98.29	105.80
21	A2	343	G	O4'-C1'-C2'	-7.51	98.29	105.80
53	BD	23	PHE	CB-CG-CD2	-7.51	115.55	120.80
67	B1	475	U	C3'-C2'-C1'	7.51	107.50	101.50
67	B1	2909	G	O4'-C1'-N9	7.51	114.20	108.20
21	A2	686	C	N1-C1'-C2'	7.50	123.75	114.00
21	A2	1219	C	N1-C1'-C2'	7.50	123.75	114.00
67	B1	1604	G	O4'-C1'-N9	7.50	114.20	108.20
67	B1	1912	A	C3'-C2'-C1'	-7.50	95.50	101.50
67	B1	283	U	O4'-C1'-N1	7.50	114.20	108.20
67	B1	685	G	C1'-O4'-C4'	-7.50	103.90	109.90
67	B1	1399	C	O4'-C1'-N1	7.50	114.20	108.20

*Continued on next page...*

*Continued from previous page...*

Mol	Chain	Res	Type	Atoms	Z	Observed(°)	Ideal(°)
21	A2	457	G	C3'-C2'-C1'	7.50	107.50	101.50
67	B1	1976	C	O4'-C1'-C2'	-7.50	98.30	105.80
67	B1	2765	C	C1'-O4'-C4'	-7.50	103.90	109.90
21	A2	319	U	C1'-O4'-C4'	7.50	115.90	109.90
52	BB	184	ALA	N-CA-CB	7.50	120.60	110.10
67	B1	437	G	O4'-C1'-C2'	-7.50	98.30	105.80
67	B1	1419	G	O4'-C1'-N9	7.50	114.20	108.20
67	B1	1844	C	O4'-C1'-C2'	-7.50	98.30	105.80
67	B1	3036	C	N1-C1'-C2'	7.50	123.75	114.00
67	B1	529	G	P-O3'-C3'	7.50	128.69	119.70
67	B1	1607	C	C3'-C2'-C1'	7.50	107.50	101.50
10	AD	76	ARG	NE-CZ-NH2	7.49	124.05	120.30
21	A2	1060	G	C5'-C4'-O4'	7.49	118.09	109.10
67	B1	2007	C	C1'-O4'-C4'	-7.49	103.91	109.90
67	B1	2800	U	O4'-C1'-C2'	-7.49	98.31	105.80
21	A2	1372	C	N1-C1'-C2'	7.49	123.74	114.00
67	B1	420	U	N1-C1'-C2'	-7.49	103.76	112.00
67	B1	1733	C	N1-C1'-C2'	7.49	123.74	114.00
67	B1	2337	G	C3'-C2'-C1'	7.49	107.49	101.50
67	B1	2730	U	O4'-C1'-C2'	-7.49	98.31	105.80
67	B1	669	G	O4'-C1'-N9	7.49	114.19	108.20
67	B1	1212	A	O4'-C1'-N9	7.49	114.19	108.20
67	B1	1586	G	C3'-C2'-C1'	7.49	107.49	101.50
21	A2	752	G	O4'-C1'-N9	7.49	114.19	108.20
21	A2	1378	A	O4'-C1'-C2'	-7.49	98.31	105.80
67	B1	655	C	O4'-C1'-C2'	-7.49	98.31	105.80
67	B1	1383	G	C1'-O4'-C4'	-7.49	103.91	109.90
67	B1	1728	C	N1-C1'-C2'	7.49	123.73	114.00
11	A1	54	G	C3'-C2'-C1'	7.49	107.49	101.50
67	B1	1826	G	C1'-O4'-C4'	-7.49	103.91	109.90
67	B1	2961	A	O4'-C1'-C2'	-7.49	98.31	105.80
67	B1	2432	G	N9-C1'-C2'	-7.48	103.77	112.00
61	Bd	4	MET	CG-SD-CE	-7.48	88.23	100.20
67	B1	1408	G	O4'-C1'-N9	-7.48	102.21	108.20
67	B1	2509	A	O4'-C1'-N9	7.48	114.19	108.20
11	A1	13	C	N1-C1'-C2'	7.48	123.72	114.00
67	B1	538	G	N9-C1'-C2'	7.48	123.72	114.00
36	Bf	41	ARG	NE-CZ-NH1	7.48	124.04	120.30
67	B1	2170	C	C1'-O4'-C4'	-7.48	103.92	109.90
40	BE	179	PHE	CB-CG-CD2	-7.48	115.57	120.80
67	B1	906	G	O4'-C1'-N9	7.48	114.18	108.20
67	B1	1023	C	N1-C1'-C2'	7.48	123.72	114.00

*Continued on next page...*

*Continued from previous page...*

Mol	Chain	Res	Type	Atoms	Z	Observed(°)	Ideal(°)
67	B1	1565	G	P-O5'-C5'	-7.48	108.94	120.90
67	B1	2693	G	C4'-C3'-C2'	-7.48	95.12	102.60
21	A2	1343	C	O4'-C1'-N1	7.48	114.18	108.20
67	B1	2826	U	C1'-O4'-C4'	7.48	115.88	109.90
67	B1	2855	G	O4'-C1'-C2'	7.48	114.33	107.60
67	B1	412	G	C3'-C2'-C1'	7.47	107.48	101.50
67	B1	953	G	O4'-C1'-N9	7.47	114.18	108.20
67	B1	2507	C	C2'-C3'-O3'	7.47	125.94	109.50
36	Bf	33	ARG	CB-CA-C	7.47	125.35	110.40
67	B1	1517	G	O4'-C1'-N9	7.47	114.18	108.20
67	B1	536	G	O3'-P-O5'	7.47	118.19	104.00
65	BJ	47	HIS	CB-CA-C	7.47	125.33	110.40
21	A2	47	A	C3'-C2'-C1'	7.47	107.47	101.50
21	A2	820	G	C1'-O4'-C4'	-7.47	103.93	109.90
67	B1	1035	G	P-O3'-C3'	7.47	128.66	119.70
67	B1	2556	C	N1-C1'-C2'	7.47	123.70	114.00
68	B3	112	C	C4'-C3'-C2'	-7.47	95.13	102.60
21	A2	1118	C	O4'-C1'-C2'	7.46	114.32	107.60
33	BC	124	PHE	C-N-CA	7.46	140.36	121.70
67	B1	204	G	C5'-C4'-O4'	7.46	118.06	109.10
67	B1	1819	G	O4'-C1'-N9	7.46	114.17	108.20
67	B1	1403	C	C4'-C3'-C2'	-7.46	95.14	102.60
67	B1	1777	U	O4'-C1'-N1	7.46	114.17	108.20
21	A2	945	G	O4'-C1'-C2'	7.46	114.31	107.60
42	BT	33	ARG	NE-CZ-NH2	-7.46	116.57	120.30
67	B1	346	U	O4'-C1'-N1	7.46	114.17	108.20
67	B1	1646	G	C1'-O4'-C4'	7.46	115.87	109.90
66	Bl	61	ARG	NE-CZ-NH2	-7.46	116.57	120.30
67	B1	44	C	O4'-C1'-C2'	-7.46	98.34	105.80
67	B1	2071	C	C3'-C2'-C1'	7.46	107.47	101.50
67	B1	2357	U	O4'-C1'-N1	7.46	114.17	108.20
21	A2	311	A	C3'-C2'-C1'	-7.46	95.53	101.50
56	BH	133	MET	C-N-CA	-7.46	106.64	122.30
67	B1	984	U	O4'-C1'-N1	7.46	114.17	108.20
67	B1	2748	C	O4'-C1'-N1	7.46	114.17	108.20
68	B3	38	U	P-O3'-C3'	7.46	128.65	119.70
67	B1	376	C	O4'-C1'-N1	7.45	114.16	108.20
67	B1	2259	G	C5'-C4'-O4'	7.45	118.05	109.10
67	B1	2800	U	C4'-C3'-C2'	-7.45	95.15	102.60
68	B3	118	G	N9-C1'-C2'	-7.45	103.80	112.00
13	AX	4	ASP	N-CA-C	-7.45	90.88	111.00
67	B1	588	U	P-O3'-C3'	7.45	128.64	119.70

*Continued on next page...*

*Continued from previous page...*

Mol	Chain	Res	Type	Atoms	Z	Observed(°)	Ideal(°)
67	B1	2564	U	O4'-C1'-N1	7.45	114.16	108.20
68	B3	97	G	C3'-C2'-C1'	-7.45	95.54	101.50
21	A2	859	A	C1'-O4'-C4'	7.45	115.86	109.90
46	BA	5	ARG	NE-CZ-NH2	7.45	124.02	120.30
67	B1	1997	C	O4'-C1'-C2'	7.45	114.30	107.60
21	A2	865	A	O4'-C1'-C2'	-7.45	98.36	105.80
21	A2	909	U	O4'-C1'-N1	7.45	114.16	108.20
21	A2	1434	C	C3'-C2'-C1'	7.45	107.46	101.50
65	BJ	74	ARG	NE-CZ-NH1	-7.44	116.58	120.30
67	B1	897	U	C1'-O4'-C4'	7.44	115.86	109.90
67	B1	1571	G	N9-C1'-C2'	7.44	123.68	114.00
67	B1	2869	U	C3'-C2'-C1'	7.44	107.45	101.50
12	AN	20	ARG	NE-CZ-NH1	7.44	124.02	120.30
57	BZ	25	ARG	NE-CZ-NH1	-7.44	116.58	120.30
67	B1	2610	C	O4'-C1'-C2'	-7.44	98.36	105.80
16	AJ	92	ARG	NE-CZ-NH1	-7.44	116.58	120.30
21	A2	792	C	C1'-O4'-C4'	-7.44	103.95	109.90
21	A2	1076	G	C1'-O4'-C4'	-7.44	103.95	109.90
67	B1	1052	G	N9-C1'-C2'	7.44	123.67	114.00
27	A0	2	C	N1-C1'-C2'	7.44	123.67	114.00
67	B1	2372	C	O4'-C1'-C2'	-7.44	98.36	105.80
67	B1	2656	A	O4'-C1'-N9	7.44	114.15	108.20
67	B1	2721	C	O4'-C1'-N1	-7.44	102.25	108.20
61	Bd	74	ARG	NE-CZ-NH1	7.44	124.02	120.30
67	B1	1204	U	C3'-C2'-C1'	7.44	107.45	101.50
21	A2	92	G	O4'-C1'-C2'	7.43	114.29	107.60
40	BE	93	ARG	CD-NE-CZ	7.43	134.01	123.60
67	B1	582	A	C1'-O4'-C4'	7.43	115.85	109.90
67	B1	1077	G	O4'-C1'-C2'	7.43	114.29	107.60
67	B1	1713	G	P-O5'-C5'	-7.43	109.00	120.90
21	A2	484	U	O4'-C1'-C2'	-7.43	98.37	105.80
21	A2	1208	A	C1'-O4'-C4'	7.43	115.85	109.90
53	BD	241	VAL	CB-CA-C	7.43	125.52	111.40
67	B1	688	G	C3'-C2'-C1'	7.43	107.45	101.50
67	B1	2791	C	O4'-C1'-C2'	-7.43	98.37	105.80
21	A2	242	A	C1'-O4'-C4'	7.43	115.84	109.90
21	A2	1399	G	C4'-C3'-C2'	-7.43	95.17	102.60
67	B1	223	U	O4'-C1'-N1	7.43	114.14	108.20
21	A2	1185	A	C1'-O4'-C4'	-7.43	103.96	109.90
21	A2	311	A	N9-C1'-C2'	-7.43	103.83	112.00
21	A2	1392	G	O3'-P-O5'	-7.43	89.89	104.00
67	B1	2297	C	C3'-C2'-C1'	7.43	107.44	101.50

*Continued on next page...*

*Continued from previous page...*

Mol	Chain	Res	Type	Atoms	Z	Observed(°)	Ideal(°)
67	B1	2990	G	N9-C1'-C2'	7.43	123.66	114.00
21	A2	11	A	C3'-C2'-C1'	7.42	107.44	101.50
21	A2	766	G	P-O3'-C3'	7.42	128.61	119.70
62	BN	108	TYR	CB-CG-CD2	7.42	125.45	121.00
67	B1	1662	C	O4'-C1'-N1	7.42	114.14	108.20
21	A2	889	G	C1'-O4'-C4'	-7.42	103.96	109.90
21	A2	1053	A	C3'-C2'-C1'	7.42	107.44	101.50
67	B1	524	C	O4'-C1'-N1	7.42	114.14	108.20
67	B1	330	U	O4'-C1'-N1	7.42	114.14	108.20
21	A2	236	C	O4'-C1'-N1	7.42	114.14	108.20
62	BN	84	PHE	CB-CG-CD2	-7.42	115.61	120.80
67	B1	1518	G	O4'-C1'-N9	7.42	114.14	108.20
21	A2	675	A	O4'-C1'-N9	7.42	114.13	108.20
21	A2	1298	G	O4'-C1'-N9	-7.42	102.27	108.20
41	Ba	88	ARG	NE-CZ-NH1	7.42	124.01	120.30
67	B1	237	G	C1'-O4'-C4'	7.42	115.83	109.90
67	B1	1852	U	O4'-C1'-N1	-7.42	102.27	108.20
21	A2	1127	A	C1'-O4'-C4'	-7.42	103.97	109.90
29	AL	49	THR	N-CA-CB	7.42	124.39	110.30
67	B1	285	C	O4'-C1'-N1	7.42	114.13	108.20
67	B1	2046	C	O4'-C1'-N1	7.42	114.13	108.20
21	A2	1453	U	O4'-C1'-N1	7.41	114.13	108.20
67	B1	1249	G	N9-C1'-C2'	7.41	123.64	114.00
67	B1	2229	G	P-O3'-C3'	7.41	128.60	119.70
67	B1	321	C	O4'-C1'-N1	7.41	114.13	108.20
67	B1	515	G	N9-C1'-C2'	-7.41	103.85	112.00
68	B3	86	C	O4'-C1'-C2'	-7.41	98.39	105.80
68	B3	99	G	N9-C1'-C2'	7.41	123.64	114.00
67	B1	2145	G	C5'-C4'-C3'	7.41	127.86	116.00
16	AJ	60	ALA	N-CA-CB	7.41	120.47	110.10
21	A2	1218	C	P-O3'-C3'	-7.41	110.81	119.70
67	B1	345	C	O4'-C1'-N1	7.41	114.13	108.20
67	B1	475	U	O4'-C1'-C2'	-7.41	98.39	105.80
68	B3	122	C	N1-C1'-C2'	-7.41	103.85	112.00
21	A2	713	A	O4'-C1'-N9	7.41	114.12	108.20
53	BD	158	ARG	NE-CZ-NH2	-7.41	116.60	120.30
68	B3	9	A	O4'-C1'-C2'	-7.41	98.39	105.80
67	B1	2367	C	O4'-C1'-C2'	-7.40	98.40	105.80
21	A2	1354	A	C3'-C2'-C1'	7.40	107.42	101.50
67	B1	568	A	N9-C1'-C2'	7.40	123.62	114.00
67	B1	1705	C	O4'-C1'-N1	7.40	114.12	108.20
67	B1	1994	G	O4'-C1'-C2'	-7.40	98.40	105.80

*Continued on next page...*

*Continued from previous page...*

Mol	Chain	Res	Type	Atoms	Z	Observed(°)	Ideal(°)
67	B1	2134	G	O4'-C1'-C2'	7.40	114.26	107.60
67	B1	2924	G	C1'-O4'-C4'	7.40	115.82	109.90
67	B1	28	A	O4'-C1'-N9	7.40	114.12	108.20
67	B1	46	C	O4'-C1'-N1	7.40	114.12	108.20
67	B1	1837	A	O5'-P-OP1	-7.40	99.04	105.70
67	B1	2632	C	O4'-C1'-N1	7.40	114.12	108.20
67	B1	354	G	C3'-C2'-C1'	-7.40	95.58	101.50
67	B1	2312	U	N1-C1'-C2'	-7.40	103.86	112.00
67	B1	2474	A	O4'-C1'-N9	-7.40	102.28	108.20
67	B1	2879	G	O4'-C1'-N9	7.40	114.12	108.20
21	A2	1130	A	N9-C1'-C2'	-7.40	103.86	112.00
21	A2	580	G	O4'-C1'-N9	7.39	114.11	108.20
29	AL	92	GLU	O-C-N	-7.39	110.87	122.70
41	Ba	71	ARG	NE-CZ-NH2	-7.39	116.60	120.30
55	Bh	3	TRP	CB-CG-CD2	-7.39	116.99	126.60
67	B1	1770	A	N9-C1'-C2'	7.39	123.61	114.00
67	B1	2353	C	C4'-C3'-C2'	-7.39	95.20	102.60
27	A0	68	G	O4'-C1'-N9	7.39	114.11	108.20
67	B1	1420	U	O4'-C4'-C3'	-7.39	96.61	104.00
67	B1	927	G	C3'-C2'-C1'	7.39	107.41	101.50
67	B1	977	C	C3'-C2'-C1'	7.39	107.41	101.50
67	B1	1313	G	O4'-C1'-C2'	7.39	114.25	107.60
12	AN	51	ARG	NE-CZ-NH1	7.39	124.00	120.30
21	A2	577	C	O4'-C1'-C2'	-7.39	98.41	105.80
36	Bf	30	LYS	N-CA-CB	7.39	123.90	110.60
67	B1	195	U	O4'-C1'-N1	7.39	114.11	108.20
67	B1	971	G	O4'-C1'-N9	7.39	114.11	108.20
21	A2	175	G	N9-C1'-C2'	-7.39	103.88	112.00
21	A2	748	A	C3'-C2'-C1'	-7.39	95.59	101.50
21	A2	252	U	O4'-C1'-N1	7.38	114.11	108.20
67	B1	1570	C	O5'-P-OP1	7.38	119.56	110.70
67	B1	1903	G	O4'-C1'-C2'	-7.38	98.42	105.80
67	B1	2180	C	O4'-C1'-C2'	-7.38	98.42	105.80
67	B1	2277	G	O4'-C1'-C2'	-7.38	98.42	105.80
67	B1	2696	G	N9-C1'-C2'	-7.38	103.88	112.00
67	B1	2816	C	N1-C1'-C2'	-7.38	103.88	112.00
21	A2	658	A	O4'-C1'-C2'	-7.38	98.42	105.80
54	BF	71	PHE	CB-CG-CD2	-7.38	115.63	120.80
67	B1	1461	G	O4'-C1'-N9	7.38	114.11	108.20
11	A1	9	A	P-O3'-C3'	7.38	128.56	119.70
67	B1	2614	C	C1'-O4'-C4'	-7.38	103.99	109.90
67	B1	2965	C	N1-C1'-C2'	7.38	123.60	114.00

*Continued on next page...*



*Continued from previous page...*

Mol	Chain	Res	Type	Atoms	Z	Observed(°)	Ideal(°)
67	B1	2298	C	C1'-O4'-C4'	7.38	115.80	109.90
21	A2	399	A	O4'-C4'-C3'	-7.38	96.62	104.00
21	A2	701	G	O4'-C1'-C2'	-7.38	98.42	105.80
21	A2	1367	C	O4'-C1'-N1	7.38	114.10	108.20
67	B1	1147	G	C1'-O4'-C4'	-7.38	104.00	109.90
67	B1	1413	A	P-O3'-C3'	-7.38	110.85	119.70
67	B1	2662	G	C1'-O4'-C4'	-7.38	104.00	109.90
21	A2	97	C	O4'-C1'-N1	7.38	114.10	108.20
67	B1	565	A	O4'-C4'-C3'	-7.38	96.62	104.00
67	B1	1575	G	N9-C1'-C2'	-7.38	103.89	112.00
67	B1	1899	C	O4'-C1'-C2'	-7.38	98.42	105.80
21	A2	435	A	C3'-C2'-C1'	7.38	107.40	101.50
68	B3	28	C	O4'-C1'-N1	7.38	114.10	108.20
21	A2	384	G	C3'-C2'-C1'	7.37	107.40	101.50
49	BQ	100	ARG	CB-CA-C	-7.37	95.65	110.40
21	A2	946	G	O4'-C1'-C2'	7.37	114.23	107.60
25	AH	85	PHE	CB-CG-CD1	-7.37	115.64	120.80
1	AQ	3	ARG	NE-CZ-NH2	-7.37	116.61	120.30
67	B1	303	A	C3'-C2'-C1'	7.37	107.40	101.50
67	B1	732	G	O5'-P-OP1	-7.37	99.07	105.70
21	A2	372	G	C1'-O4'-C4'	-7.37	104.00	109.90
21	A2	906	G	O4'-C1'-N9	7.37	114.09	108.20
33	BC	107	ASP	CB-CG-OD1	-7.37	111.67	118.30
67	B1	964	C	P-O3'-C3'	7.37	128.54	119.70
67	B1	2062	A	C2'-C3'-O3'	7.37	125.71	109.50
67	B1	830	G	O4'-C1'-C2'	7.37	114.23	107.60
67	B1	1475	G	C5'-C4'-O4'	7.37	117.94	109.10
67	B1	2741	U	O4'-C1'-N1	7.37	114.09	108.20
6	AC	75	LEU	CB-CG-CD2	7.37	123.52	111.00
67	B1	956	U	N1-C1'-C2'	-7.37	103.90	112.00
67	B1	1244	C	C3'-C2'-C1'	7.37	107.39	101.50
67	B1	2101	A	C3'-C2'-C1'	7.37	107.39	101.50
21	A2	1141	G	C1'-O4'-C4'	-7.36	104.01	109.90
67	B1	735	A	O4'-C1'-N9	7.36	114.09	108.20
67	B1	2036	A	N9-C1'-C2'	-7.36	103.90	112.00
67	B1	2733	A	O3'-P-O5'	-7.36	90.01	104.00
67	B1	2100	U	O4'-C1'-C2'	-7.36	98.44	105.80
67	B1	1450	C	N1-C1'-C2'	7.36	123.57	114.00
67	B1	1522	A	O4'-C1'-C2'	-7.36	98.44	105.80
67	B1	2621	U	O4'-C1'-N1	7.36	114.09	108.20
17	AO	5	ARG	NE-CZ-NH2	-7.36	116.62	120.30
67	B1	161	C	C1'-O4'-C4'	-7.36	104.01	109.90

*Continued on next page...*

*Continued from previous page...*

Mol	Chain	Res	Type	Atoms	Z	Observed(°)	Ideal(°)
67	B1	528	G	N9-C1'-C2'	7.36	123.57	114.00
21	A2	49	C	O4'-C1'-N1	7.36	114.08	108.20
67	B1	1643	A	O4'-C4'-C3'	-7.36	96.64	104.00
68	B3	111	G	C1'-O4'-C4'	-7.36	104.02	109.90
24	AA	22	TYR	CB-CG-CD2	-7.35	116.59	121.00
67	B1	855	G	N9-C1'-C2'	-7.35	103.91	112.00
67	B1	121	G	C1'-O4'-C4'	-7.35	104.02	109.90
67	B1	577	C	O4'-C1'-N1	7.35	114.08	108.20
67	B1	1801	C	O4'-C1'-N1	7.35	114.08	108.20
68	B3	17	G	O4'-C1'-N9	7.35	114.08	108.20
21	A2	804	U	P-O5'-C5'	-7.35	109.14	120.90
21	A2	1402	C	C1'-O4'-C4'	7.35	115.78	109.90
67	B1	863	C	O4'-C4'-C3'	-7.35	96.65	104.00
67	B1	2332	G	P-O3'-C3'	7.35	128.52	119.70
68	B3	16	G	O4'-C1'-N9	7.35	114.08	108.20
13	AX	23	ASP	CB-CG-OD1	-7.35	111.69	118.30
67	B1	2050	U	O4'-C1'-C2'	-7.35	98.45	105.80
21	A2	78	G	C3'-C2'-C1'	-7.35	95.62	101.50
21	A2	1336	U	C4'-C3'-C2'	-7.35	95.25	102.60
67	B1	627	G	C4'-C3'-C2'	-7.35	95.25	102.60
15	AE	76	ARG	NE-CZ-NH2	-7.34	116.63	120.30
21	A2	392	G	O4'-C1'-N9	7.34	114.08	108.20
21	A2	423	U	O4'-C1'-C2'	-7.34	98.46	105.80
21	A2	1342	C	C3'-C2'-C1'	7.34	107.38	101.50
27	A0	25	C	C3'-C2'-C1'	7.34	107.38	101.50
36	Bf	27	VAL	CA-CB-CG2	-7.34	99.88	110.90
67	B1	1596	G	O4'-C1'-C2'	-7.34	98.46	105.80
67	B1	1865	U	C1'-O4'-C4'	7.34	115.78	109.90
21	A2	755	U	C1'-O4'-C4'	-7.34	104.03	109.90
21	A2	1421	C	O4'-C1'-C2'	-7.34	98.46	105.80
53	BD	161	PHE	CB-CG-CD1	7.34	125.94	120.80
60	BS	154	ARG	NE-CZ-NH1	7.34	123.97	120.30
67	B1	483	C	O4'-C1'-N1	7.34	114.07	108.20
67	B1	1091	G	N9-C1'-C2'	-7.34	103.93	112.00
67	B1	1746	C	P-O3'-C3'	7.34	128.51	119.70
67	B1	2196	C	N1-C1'-C2'	7.34	123.54	114.00
67	B1	2323	C	O4'-C1'-N1	7.34	114.07	108.20
25	AH	88	ARG	CA-CB-CG	7.34	129.54	113.40
67	B1	1303	C	C1'-O4'-C4'	-7.34	104.03	109.90
67	B1	1446	G	O4'-C1'-C2'	-7.34	98.46	105.80
21	A2	75	C	P-O3'-C3'	7.34	128.50	119.70
67	B1	45	G	O4'-C1'-N9	7.34	114.07	108.20

*Continued on next page...*

*Continued from previous page...*

Mol	Chain	Res	Type	Atoms	Z	Observed(°)	Ideal(°)
67	B1	336	C	O4'-C1'-N1	7.33	114.07	108.20
67	B1	791	C	C3'-C2'-C1'	7.33	107.37	101.50
67	B1	1656	C	O4'-C1'-C2'	-7.33	98.47	105.80
21	A2	557	G	N9-C1'-C2'	-7.33	103.93	112.00
21	A2	575	A	N9-C1'-C2'	-7.33	103.93	112.00
67	B1	1406	G	C3'-C2'-C1'	7.33	107.37	101.50
67	B1	2822	G	O4'-C1'-N9	7.33	114.07	108.20
21	A2	1177	C	C1'-O4'-C4'	-7.33	104.04	109.90
67	B1	654	C	N1-C1'-C2'	7.33	123.53	114.00
67	B1	1398	C	N1-C1'-C2'	7.33	123.53	114.00
67	B1	1795	C	N1-C1'-C2'	7.33	123.53	114.00
67	B1	2359	G	O4'-C1'-C2'	-7.33	98.47	105.80
67	B1	2857	C	N1-C1'-C2'	7.33	123.53	114.00
67	B1	306	G	C5'-C4'-C3'	-7.33	104.27	116.00
21	A2	764	C	C3'-C2'-C1'	7.33	107.36	101.50
21	A2	806	G	P-O5'-C5'	7.33	132.62	120.90
21	A2	1001	A	P-O3'-C3'	7.33	128.49	119.70
21	A2	1218	C	O4'-C1'-N1	7.33	114.06	108.20
21	A2	1257	U	O4'-C1'-N1	7.33	114.06	108.20
67	B1	94	A	C3'-C2'-C1'	7.33	107.36	101.50
67	B1	812	C	C4'-C3'-C2'	-7.33	95.27	102.60
67	B1	2376	U	C3'-C2'-C1'	7.33	107.36	101.50
68	B3	73	U	N1-C1'-C2'	7.33	123.53	114.00
67	B1	407	A	O3'-P-O5'	7.33	117.92	104.00
67	B1	927	G	N9-C1'-C2'	7.33	123.53	114.00
67	B1	1260	C	O4'-C1'-N1	7.33	114.06	108.20
21	A2	112	G	P-O5'-C5'	7.33	132.62	120.90
67	B1	2353	C	C3'-C2'-C1'	7.33	107.36	101.50
67	B1	2727	C	P-O3'-C3'	7.33	128.49	119.70
67	B1	2848	C	C1'-O4'-C4'	-7.33	104.04	109.90
68	B3	10	U	N1-C1'-C2'	7.33	123.52	114.00
21	A2	146	A	C3'-C2'-C1'	7.32	107.36	101.50
68	B3	18	G	O4'-C1'-N9	7.32	114.06	108.20
29	AL	44	ARG	N-CA-CB	7.32	123.78	110.60
67	B1	937	A	P-O5'-C5'	7.32	132.62	120.90
67	B1	2015	G	C3'-C2'-C1'	7.32	107.36	101.50
7	AB	161	ARG	NE-CZ-NH2	7.32	123.96	120.30
21	A2	1237	G	O4'-C1'-C2'	7.32	114.19	107.60
67	B1	71	A	O4'-C1'-N9	7.32	114.06	108.20
67	B1	1877	C	O4'-C1'-N1	7.32	114.06	108.20
67	B1	2173	U	C3'-C2'-C1'	7.32	107.36	101.50
67	B1	1415	C	O4'-C1'-N1	7.32	114.05	108.20

*Continued on next page...*

*Continued from previous page...*

Mol	Chain	Res	Type	Atoms	Z	Observed(°)	Ideal(°)
67	B1	2642	C	C3'-C2'-C1'	7.32	107.35	101.50
10	AD	25	ARG	NE-CZ-NH2	-7.32	116.64	120.30
21	A2	1142	G	C3'-C2'-C1'	7.32	107.35	101.50
21	A2	1479	C	C3'-C2'-C1'	7.32	107.35	101.50
67	B1	2129	G	N9-C1'-C2'	7.32	123.51	114.00
67	B1	2730	U	C3'-C2'-C1'	7.32	107.35	101.50
67	B1	2869	U	O4'-C1'-C2'	-7.32	98.48	105.80
21	A2	232	G	C1'-O4'-C4'	-7.31	104.05	109.90
21	A2	1303	C	N1-C1'-C2'	7.31	123.51	114.00
21	A2	437	A	C5'-C4'-C3'	7.31	127.70	116.00
21	A2	1156	A	O4'-C1'-C2'	-7.31	98.49	105.80
67	B1	146	U	O4'-C1'-N1	7.31	114.05	108.20
67	B1	159	C	C3'-C2'-C1'	7.31	107.35	101.50
21	A2	457	G	O4'-C1'-C2'	-7.31	98.49	105.80
67	B1	272	G	O4'-C1'-N9	7.31	114.05	108.20
67	B1	408	C	P-O5'-C5'	7.31	132.60	120.90
21	A2	1161	A	O4'-C1'-C2'	7.31	114.18	107.60
67	B1	277	A	O4'-C1'-C2'	-7.31	98.49	105.80
67	B1	1619	C	C3'-C2'-C1'	7.31	107.35	101.50
21	A2	989	C	C3'-C2'-C1'	7.31	107.35	101.50
21	A2	1112	G	C4'-C3'-C2'	-7.31	95.29	102.60
34	B5	45	ARG	NE-CZ-NH1	7.31	123.95	120.30
68	B3	30	G	C3'-C2'-C1'	7.31	107.35	101.50
21	A2	98	U	O4'-C1'-N1	7.31	114.05	108.20
21	A2	961	U	P-O3'-C3'	7.31	128.47	119.70
67	B1	1688	C	C1'-O4'-C4'	-7.31	104.06	109.90
67	B1	1795	C	O4'-C1'-C2'	-7.30	98.50	105.80
67	B1	632	G	C1'-O4'-C4'	-7.30	104.06	109.90
67	B1	1673	C	N1-C1'-C2'	7.30	123.49	114.00
8	AR	100	PHE	CB-CG-CD2	-7.30	115.69	120.80
58	BP	55	TYR	CB-CG-CD1	-7.30	116.62	121.00
67	B1	2860	G	C4'-C3'-C2'	-7.30	95.30	102.60
67	B1	218	A	C4'-C3'-C2'	-7.30	95.30	102.60
67	B1	458	U	N1-C1'-C2'	7.30	123.49	114.00
67	B1	1607	C	O4'-C1'-C2'	-7.30	98.50	105.80
67	B1	2750	C	C1'-O4'-C4'	-7.30	104.06	109.90
68	B3	39	C	C1'-O4'-C4'	-7.30	104.06	109.90
21	A2	900	G	O4'-C1'-N9	7.30	114.04	108.20
67	B1	1058	A	C1'-O4'-C4'	7.30	115.74	109.90
67	B1	2273	U	C1'-O4'-C4'	-7.30	104.06	109.90
67	B1	2313	G	C3'-C2'-C1'	7.30	107.34	101.50
21	A2	508	C	O4'-C1'-N1	7.29	114.03	108.20

*Continued on next page...*

*Continued from previous page...*

Mol	Chain	Res	Type	Atoms	Z	Observed(°)	Ideal(°)
67	B1	1514	C	C3'-C2'-C1'	7.29	107.33	101.50
67	B1	2916	G	O4'-C1'-C2'	-7.29	98.51	105.80
21	A2	1264	G	P-O3'-C3'	7.29	128.45	119.70
67	B1	56	G	N9-C1'-C2'	-7.29	103.98	112.00
67	B1	2671	C	O4'-C1'-N1	-7.29	102.37	108.20
21	A2	851	C	P-O3'-C3'	-7.29	110.95	119.70
27	A0	21	G	N9-C1'-C2'	7.29	123.48	114.00
67	B1	2333	G	OP1-P-OP2	-7.29	108.67	119.60
67	B1	2427	C	N1-C1'-C2'	7.29	123.48	114.00
4	AG	79	HIS	N-CA-CB	7.29	123.72	110.60
21	A2	460	C	C2-N1-C1'	7.29	126.82	118.80
67	B1	727	A	N9-C1'-C2'	7.29	123.47	114.00
67	B1	823	G	O4'-C1'-N9	7.29	114.03	108.20
67	B1	961	C	O4'-C1'-N1	7.29	114.03	108.20
67	B1	2329	A	C4'-C3'-C2'	-7.29	95.31	102.60
67	B1	2682	G	O4'-C1'-N9	7.29	114.03	108.20
67	B1	2508	G	C3'-C2'-C1'	7.29	107.33	101.50
21	A2	86	C	P-O3'-C3'	-7.29	110.96	119.70
21	A2	1079	G	O4'-C1'-N9	7.29	114.03	108.20
67	B1	1001	C	O4'-C1'-C2'	-7.29	98.52	105.80
67	B1	1557	G	O4'-C4'-C3'	7.29	111.93	106.10
21	A2	1403	U	P-O3'-C3'	-7.28	110.96	119.70
65	BJ	109	PRO	CA-N-CD	-7.28	101.30	111.50
67	B1	142	G	C1'-O4'-C4'	7.28	115.73	109.90
67	B1	159	C	C1'-O4'-C4'	7.28	115.73	109.90
67	B1	412	G	O4'-C1'-C2'	-7.28	98.52	105.80
21	A2	111	G	OP1-P-O3'	7.28	121.22	105.20
21	A2	816	G	C5'-C4'-O4'	7.28	117.84	109.10
67	B1	582	A	P-O3'-C3'	7.28	128.44	119.70
67	B1	2952	C	C1'-O4'-C4'	-7.28	104.08	109.90
21	A2	536	A	C3'-C2'-C1'	7.28	107.32	101.50
21	A2	1004	U	O4'-C1'-C2'	-7.28	98.52	105.80
67	B1	226	C	C1'-O4'-C4'	-7.28	104.08	109.90
67	B1	793	C	P-O3'-C3'	-7.28	110.97	119.70
67	B1	2616	C	O4'-C1'-N1	7.28	114.02	108.20
67	B1	2714	G	C3'-C2'-C1'	7.28	107.32	101.50
68	B3	46	G	C3'-C2'-C1'	-7.28	95.68	101.50
21	A2	417	C	O4'-C1'-N1	7.28	114.02	108.20
21	A2	1460	G	O4'-C1'-N9	-7.28	102.38	108.20
67	B1	651	C	O4'-C1'-C2'	-7.28	98.52	105.80
67	B1	2475	G	O4'-C4'-C3'	7.28	111.92	106.10
68	B3	12	G	C1'-O4'-C4'	7.28	115.72	109.90

*Continued on next page...*

*Continued from previous page...*

Mol	Chain	Res	Type	Atoms	Z	Observed(°)	Ideal(°)
21	A2	1423	A	C5'-C4'-C3'	7.27	127.64	116.00
21	A2	566	C	C1'-O4'-C4'	-7.27	104.08	109.90
49	BQ	61	TYR	CA-CB-CG	-7.27	99.58	113.40
49	BQ	95	TRP	CB-CA-C	7.27	124.94	110.40
67	B1	620	G	O4'-C1'-N9	7.27	114.02	108.20
15	AE	20	TYR	CB-CG-CD1	-7.27	116.64	121.00
46	BA	69	ALA	N-CA-CB	-7.27	99.92	110.10
49	BQ	60	ARG	NE-CZ-NH1	-7.27	116.67	120.30
67	B1	1977	C	O4'-C1'-N1	-7.27	102.38	108.20
67	B1	2867	U	N1-C1'-C2'	7.27	123.45	114.00
11	A1	76	C	O4'-C1'-C2'	-7.27	98.53	105.80
52	BB	54	ARG	NE-CZ-NH1	7.27	123.93	120.30
67	B1	794	G	O4'-C1'-C2'	7.27	114.14	107.60
67	B1	1309	G	P-O3'-C3'	-7.27	110.98	119.70
67	B1	1908	C	C1'-O4'-C4'	-7.27	104.09	109.90
67	B1	1972	C	N1-C1'-C2'	7.27	123.45	114.00
67	B1	2761	G	N9-C1'-C2'	-7.27	104.01	112.00
67	B1	1130	G	O4'-C1'-C2'	-7.27	98.53	105.80
67	B1	2339	C	O4'-C1'-N1	7.27	114.01	108.20
21	A2	168	G	N9-C1'-C2'	7.26	123.44	114.00
67	B1	1673	C	C3'-C2'-C1'	7.26	107.31	101.50
67	B1	2665	G	C1'-O4'-C4'	7.26	115.71	109.90
21	A2	1037	U	C4'-C3'-C2'	7.26	109.86	102.60
67	B1	1405	G	C4'-C3'-C2'	-7.26	95.34	102.60
11	A1	18	U	O4'-C1'-C2'	-7.26	98.54	105.80
67	B1	212	A	P-O3'-C3'	7.26	128.41	119.70
67	B1	22	C	O4'-C1'-C2'	-7.26	98.54	105.80
67	B1	865	C	C1'-O4'-C4'	-7.26	104.09	109.90
67	B1	945	U	O4'-C1'-N1	7.26	114.01	108.20
21	A2	1331	G	O4'-C1'-N9	7.26	114.01	108.20
21	A2	1396	C	C3'-C2'-C1'	7.26	107.31	101.50
67	B1	90	A	C3'-C2'-C1'	7.26	107.31	101.50
21	A2	892	C	O4'-C1'-N1	7.26	114.00	108.20
29	AL	91	PRO	C-N-CA	7.26	139.84	121.70
67	B1	1044	C	O4'-C1'-N1	7.26	114.00	108.20
67	B1	1202	G	C5'-C4'-C3'	7.26	127.61	116.00
67	B1	1814	A	O4'-C1'-N9	7.26	114.00	108.20
21	A2	189	C	C3'-C2'-C1'	7.25	107.30	101.50
59	BM	67	ARG	NE-CZ-NH2	-7.25	116.67	120.30
21	A2	25	C	C3'-C2'-C1'	7.25	107.30	101.50
21	A2	116	C	O4'-C1'-N1	7.25	114.00	108.20
21	A2	951	G	P-O3'-C3'	7.25	128.40	119.70

*Continued on next page...*

*Continued from previous page...*

Mol	Chain	Res	Type	Atoms	Z	Observed(°)	Ideal(°)
21	A2	1291	G	C4'-C3'-C2'	-7.25	95.35	102.60
21	A2	1452	G	O4'-C1'-N9	7.25	114.00	108.20
67	B1	168	G	C3'-C2'-C1'	-7.25	95.70	101.50
67	B1	830	G	C3'-C2'-C1'	-7.25	95.70	101.50
67	B1	2535	C	N1-C1'-C2'	7.25	123.43	114.00
4	AG	75	ARG	N-CA-C	-7.25	91.42	111.00
21	A2	45	U	C1'-O4'-C4'	7.25	115.70	109.90
21	A2	567	A	C3'-C2'-C1'	7.25	107.30	101.50
67	B1	596	C	N1-C1'-C2'	7.25	123.43	114.00
67	B1	2696	G	C2'-C3'-O3'	7.25	125.45	109.50
67	B1	2808	C	N1-C1'-C2'	7.25	123.43	114.00
50	BV	56	TYR	CB-CG-CD2	7.25	125.35	121.00
67	B1	1610	C	O4'-C1'-C2'	-7.25	98.55	105.80
67	B1	2540	A	P-O3'-C3'	7.25	128.40	119.70
48	BR	5	ALA	N-CA-CB	-7.25	99.95	110.10
67	B1	422	G	O4'-C1'-N9	7.25	114.00	108.20
67	B1	1742	C	N1-C1'-C2'	7.25	123.42	114.00
67	B1	2053	G	N9-C1'-C2'	-7.25	104.03	112.00
67	B1	2109	C	C3'-C2'-C1'	7.25	107.30	101.50
68	B3	93	G	C3'-C2'-C1'	-7.25	95.70	101.50
21	A2	13	C	C1'-O4'-C4'	-7.25	104.10	109.90
21	A2	395	C	N1-C1'-C2'	7.25	123.42	114.00
21	A2	433	U	O3'-P-O5'	-7.25	90.23	104.00
21	A2	441	U	P-O5'-C5'	7.25	132.50	120.90
67	B1	85	G	P-O5'-C5'	7.25	132.50	120.90
67	B1	1259	G	C1'-O4'-C4'	-7.25	104.10	109.90
67	B1	1640	G	P-O3'-C3'	7.25	128.40	119.70
67	B1	1008	U	O4'-C1'-N1	7.25	114.00	108.20
67	B1	1462	G	O4'-C4'-C3'	-7.25	96.75	104.00
21	A2	542	G	O4'-C1'-N9	7.24	114.00	108.20
21	A2	575	A	O4'-C1'-N9	7.24	113.99	108.20
21	A2	866	A	O4'-C1'-C2'	-7.24	98.56	105.80
68	B3	55	G	N9-C1'-C2'	7.24	123.42	114.00
21	A2	613	C	C1'-O4'-C4'	-7.24	104.11	109.90
67	B1	840	G	C5'-C4'-C3'	-7.24	104.42	116.00
67	B1	1701	C	O5'-P-OP1	-7.24	99.18	105.70
67	B1	2987	U	C2'-C3'-O3'	7.24	125.43	109.50
21	A2	1440	G	C1'-O4'-C4'	7.24	115.69	109.90
27	A0	40	C	C3'-C2'-C1'	7.24	107.29	101.50
27	A0	46	G	O4'-C1'-N9	7.24	113.99	108.20
67	B1	974	U	O4'-C1'-N1	7.24	113.99	108.20
67	B1	1691	U	O4'-C1'-N1	7.24	113.99	108.20

*Continued on next page...*

*Continued from previous page...*

Mol	Chain	Res	Type	Atoms	Z	Observed(°)	Ideal(°)
67	B1	2791	C	P-O3'-C3'	-7.24	111.01	119.70
53	BD	90	ARG	NE-CZ-NH1	7.24	123.92	120.30
67	B1	1015	G	C5-C6-O6	-7.24	124.26	128.60
67	B1	2410	U	C3'-C2'-C1'	7.24	107.29	101.50
67	B1	2531	G	C3'-C2'-C1'	7.24	107.29	101.50
21	A2	344	G	O4'-C1'-C2'	-7.24	98.56	105.80
36	Bf	34	ARG	N-CA-C	7.24	130.53	111.00
67	B1	58	G	C3'-C2'-C1'	-7.24	95.71	101.50
67	B1	2783	C	P-O3'-C3'	7.24	128.38	119.70
21	A2	1449	G	C1'-O4'-C4'	-7.23	104.11	109.90
67	B1	515	G	P-O5'-C5'	-7.23	109.33	120.90
21	A2	64	G	O4'-C1'-N9	-7.23	102.41	108.20
21	A2	295	G	N9-C1'-C2'	7.23	123.40	114.00
21	A2	852	G	P-O5'-C5'	7.23	132.47	120.90
67	B1	541	A	O4'-C1'-N9	7.23	113.99	108.20
67	B1	794	G	C1'-O4'-C4'	-7.23	104.11	109.90
67	B1	1458	C	C3'-C2'-C1'	7.23	107.29	101.50
67	B1	2619	U	P-O3'-C3'	-7.23	111.02	119.70
21	A2	106	A	O4'-C1'-N9	7.23	113.98	108.20
21	A2	300	G	N9-C1'-C2'	-7.23	104.05	112.00
6	AC	140	ARG	N-CA-CB	7.23	123.61	110.60
21	A2	949	G	P-O5'-C5'	7.23	132.46	120.90
24	AA	102	ARG	NE-CZ-NH1	7.23	123.91	120.30
67	B1	180	A	C3'-C2'-C1'	7.23	107.28	101.50
67	B1	878	G	C4'-C3'-C2'	-7.23	95.37	102.60
67	B1	1415	C	O4'-C1'-C2'	-7.23	98.57	105.80
67	B1	1782	C	C3'-C2'-C1'	7.23	107.28	101.50
67	B1	2691	G	N9-C1'-C2'	7.23	123.39	114.00
67	B1	152	G	C1'-O4'-C4'	7.23	115.68	109.90
67	B1	1174	U	O4'-C1'-N1	7.23	113.98	108.20
21	A2	1343	C	C5'-C4'-O4'	7.22	117.77	109.10
67	B1	1566	G	C3'-C2'-C1'	-7.22	95.72	101.50
67	B1	1622	G	O4'-C1'-N9	7.22	113.98	108.20
67	B1	2967	C	N1-C1'-C2'	7.22	123.39	114.00
8	AR	17	ASP	CB-CG-OD2	7.22	124.80	118.30
15	AE	137	ARG	N-CA-CB	7.22	123.60	110.60
21	A2	864	G	C1'-O4'-C4'	7.22	115.68	109.90
41	Ba	8	GLU	CB-CA-C	-7.22	95.96	110.40
67	B1	415	U	O4'-C1'-C2'	-7.22	98.58	105.80
67	B1	805	C	C4'-C3'-C2'	-7.22	95.38	102.60
67	B1	1469	U	OP1-P-OP2	-7.22	108.77	119.60
67	B1	2746	G	C5-C6-O6	-7.22	124.27	128.60

*Continued on next page...*



*Continued from previous page...*

Mol	Chain	Res	Type	Atoms	Z	Observed(°)	Ideal(°)
30	AU	74	ARG	CD-NE-CZ	-7.22	113.49	123.60
67	B1	624	U	O4'-C1'-N1	7.22	113.98	108.20
67	B1	1035	G	O4'-C1'-C2'	7.22	114.10	107.60
67	B1	1128	G	P-O3'-C3'	-7.22	111.04	119.70
67	B1	1152	C	C3'-C2'-C1'	7.22	107.27	101.50
21	A2	271	G	N9-C1'-C2'	7.22	123.38	114.00
67	B1	1080	G	C5'-C4'-C3'	7.22	127.55	116.00
67	B1	2635	C	P-O5'-C5'	7.22	132.45	120.90
11	A1	51	G	O4'-C1'-N9	-7.21	102.43	108.20
67	B1	189	U	C1'-O4'-C4'	-7.21	104.13	109.90
67	B1	1839	U	C1'-O4'-C4'	7.21	115.67	109.90
67	B1	2076	A	O4'-C1'-N9	-7.21	102.43	108.20
28	B6	33	ARG	NE-CZ-NH1	7.21	123.91	120.30
67	B1	2197	U	O4'-C1'-C2'	-7.21	98.59	105.80
67	B1	1928	A	C1'-O4'-C4'	-7.21	104.13	109.90
67	B1	2921	U	OP1-P-OP2	-7.21	108.79	119.60
21	A2	434	A	C3'-C2'-C1'	7.21	107.27	101.50
67	B1	448	A	C1'-O4'-C4'	7.21	115.67	109.90
67	B1	1846	G	O4'-C1'-N9	7.21	113.97	108.20
21	A2	641	A	O4'-C4'-C3'	-7.21	96.80	104.00
33	BC	107	ASP	N-CA-CB	7.21	123.57	110.60
21	A2	883	G	P-O3'-C3'	-7.20	111.06	119.70
21	A2	1093	C	O4'-C1'-N1	7.20	113.96	108.20
32	BO	12	ARG	NE-CZ-NH2	-7.20	116.70	120.30
67	B1	1003	C	C3'-C2'-C1'	7.20	107.26	101.50
67	B1	1029	C	O4'-C1'-C2'	-7.20	98.60	105.80
67	B1	2273	U	N1-C1'-C2'	7.20	123.36	114.00
67	B1	2490	C	N1-C1'-C2'	7.20	123.36	114.00
27	A0	16	C	O4'-C1'-N1	7.20	113.96	108.20
21	A2	392	G	N9-C1'-C2'	7.20	123.36	114.00
21	A2	1215	G	O4'-C1'-N9	7.20	113.96	108.20
21	A2	1326	G	C3'-C2'-C1'	-7.20	95.74	101.50
67	B1	485	G	O4'-C1'-C2'	-7.20	98.60	105.80
67	B1	2784	A	C4'-C3'-C2'	-7.20	95.40	102.60
21	A2	657	A	C3'-C2'-C1'	7.20	107.26	101.50
27	A0	50	C	N1-C1'-C2'	7.20	123.36	114.00
67	B1	1926	A	C3'-C2'-C1'	-7.20	95.74	101.50
67	B1	2560	G	O4'-C1'-N9	7.20	113.96	108.20
21	A2	520	G	N9-C1'-C2'	-7.20	104.08	112.00
56	BH	87	SER	N-CA-CB	7.20	121.29	110.50
67	B1	1517	G	O4'-C4'-C3'	-7.20	96.80	104.00
67	B1	2358	U	O4'-C1'-C2'	-7.20	98.60	105.80

*Continued on next page...*

*Continued from previous page...*

Mol	Chain	Res	Type	Atoms	Z	Observed(°)	Ideal(°)
67	B1	2538	G	O4'-C1'-N9	7.20	113.96	108.20
21	A2	805	C	O4'-C1'-C2'	7.19	114.08	107.60
67	B1	1480	G	C3'-C2'-C1'	7.19	107.25	101.50
21	A2	1320	A	C3'-C2'-C1'	-7.19	95.75	101.50
44	BW	1	MET	CG-SD-CE	-7.19	88.69	100.20
67	B1	319	A	C3'-C2'-C1'	-7.19	95.75	101.50
67	B1	895	C	O4'-C1'-C2'	-7.19	98.61	105.80
67	B1	2029	C	C3'-C2'-C1'	7.19	107.25	101.50
67	B1	2130	C	O4'-C1'-N1	7.19	113.95	108.20
67	B1	2435	G	P-O3'-C3'	7.19	128.33	119.70
67	B1	2771	G	C3'-C2'-C1'	-7.19	95.75	101.50
21	A2	497	C	C3'-C2'-C1'	7.19	107.25	101.50
67	B1	454	C	OP1-P-OP2	-7.19	108.81	119.60
67	B1	1509	C	C3'-C2'-C1'	7.19	107.25	101.50
21	A2	116	C	C5'-C4'-O4'	7.19	117.72	109.10
21	A2	252	U	O4'-C1'-C2'	-7.19	98.61	105.80
54	BF	35	LEU	CB-CG-CD2	7.19	123.22	111.00
67	B1	651	C	C3'-C2'-C1'	7.19	107.25	101.50
67	B1	1311	C	P-O3'-C3'	7.19	128.32	119.70
67	B1	1520	G	C1'-O4'-C4'	-7.19	104.15	109.90
21	A2	1124	G	O4'-C1'-C2'	7.18	114.07	107.60
67	B1	2299	G	C5'-C4'-O4'	7.18	117.72	109.10
10	AD	154	TYR	CG-CD2-CE2	-7.18	115.55	121.30
67	B1	899	A	C1'-O4'-C4'	7.18	115.65	109.90
67	B1	1000	G	C1'-O4'-C4'	-7.18	104.15	109.90
67	B1	2189	C	N1-C1'-C2'	7.18	123.34	114.00
21	A2	1198	A	C5'-C4'-O4'	7.18	117.72	109.10
21	A2	766	G	O4'-C1'-C2'	7.18	114.06	107.60
67	B1	2085	C	C1'-O4'-C4'	-7.18	104.16	109.90
21	A2	62	G	C3'-C2'-C1'	7.18	107.24	101.50
21	A2	122	C	O4'-C1'-N1	7.18	113.94	108.20
67	B1	459	C	N1-C1'-C2'	7.18	123.33	114.00
21	A2	7	G	C3'-C2'-C1'	7.18	107.24	101.50
21	A2	27	C	P-O5'-C5'	7.18	132.38	120.90
21	A2	103	A	O4'-C1'-N9	7.18	113.94	108.20
21	A2	235	G	P-O3'-C3'	-7.18	111.09	119.70
21	A2	508	C	P-O5'-C5'	7.18	132.38	120.90
67	B1	1097	G	C5'-C4'-C3'	7.18	127.48	116.00
68	B3	55	G	C1'-O4'-C4'	-7.18	104.16	109.90
21	A2	547	U	O4'-C1'-C2'	7.17	114.06	107.60
21	A2	590	G	O4'-C1'-N9	7.17	113.94	108.20
21	A2	819	G	C1'-O4'-C4'	-7.17	104.16	109.90

*Continued on next page...*

*Continued from previous page...*

Mol	Chain	Res	Type	Atoms	Z	Observed(°)	Ideal(°)
51	Bj	39	ARG	NE-CZ-NH1	7.17	123.89	120.30
67	B1	818	A	P-O5'-C5'	-7.17	109.42	120.90
21	A2	453	G	O4'-C1'-N9	7.17	113.94	108.20
21	A2	620	G	C3'-C2'-C1'	7.17	107.24	101.50
49	BQ	87	ALA	CB-CA-C	-7.17	99.34	110.10
67	B1	340	G	O4'-C1'-N9	7.17	113.94	108.20
67	B1	1388	U	C1'-O4'-C4'	-7.17	104.16	109.90
67	B1	2064	U	C2'-C3'-O3'	7.17	125.28	109.50
67	B1	2760	A	O4'-C1'-N9	-7.17	102.46	108.20
67	B1	2926	G	O4'-C1'-N9	-7.17	102.46	108.20
1	AQ	7	ARG	NE-CZ-NH1	-7.17	116.72	120.30
21	A2	167	G	C4'-C3'-C2'	-7.17	95.43	102.60
21	A2	400	G	C1'-O4'-C4'	7.17	115.64	109.90
21	A2	428	G	C1'-O4'-C4'	-7.17	104.17	109.90
51	Bj	84	PHE	CB-CG-CD1	-7.17	115.78	120.80
67	B1	1280	C	O4'-C1'-C2'	-7.17	98.63	105.80
67	B1	2760	A	C5'-C4'-O4'	7.17	117.70	109.10
67	B1	2930	G	O4'-C1'-N9	7.17	113.93	108.20
11	A1	27	A	N9-C1'-C2'	7.17	123.32	114.00
21	A2	1091	C	O4'-C1'-N1	7.17	113.93	108.20
21	A2	1095	C	O4'-C1'-C2'	7.17	114.05	107.60
67	B1	408	C	O4'-C1'-N1	7.17	113.93	108.20
67	B1	1253	U	C1'-O4'-C4'	7.17	115.63	109.90
67	B1	1597	G	O4'-C1'-C2'	-7.17	98.63	105.80
67	B1	2954	C	C3'-C2'-C1'	7.17	107.23	101.50
68	B3	110	C	O4'-C1'-N1	-7.17	102.47	108.20
21	A2	988	A	C5-C6-N6	-7.17	117.97	123.70
27	A0	56	C	N1-C1'-C2'	7.17	123.31	114.00
46	BA	160	ASN	N-CA-CB	7.17	123.50	110.60
67	B1	1284	C	O4'-C1'-N1	7.16	113.93	108.20
67	B1	2283	C	C5'-C4'-O4'	7.16	117.70	109.10
67	B1	2362	U	C1'-O4'-C4'	7.16	115.63	109.90
68	B3	22	C	C3'-C2'-C1'	7.16	107.23	101.50
49	BQ	131	GLN	N-CA-CB	7.16	123.49	110.60
67	B1	394	A	C5'-C4'-O4'	-7.16	100.51	109.10
67	B1	2578	C	O4'-C1'-C2'	-7.16	98.64	105.80
67	B1	505	A	O4'-C1'-N9	7.16	113.93	108.20
67	B1	2448	A	C1'-O4'-C4'	7.16	115.63	109.90
7	AB	185	ARG	NH1-CZ-NH2	7.16	127.28	119.40
21	A2	964	A	C5-C6-N6	-7.16	117.97	123.70
46	BA	120	TYR	CB-CG-CD1	7.16	125.30	121.00
52	BB	17	PHE	CB-CG-CD1	7.16	125.81	120.80

*Continued on next page...*

*Continued from previous page...*

Mol	Chain	Res	Type	Atoms	Z	Observed(°)	Ideal(°)
67	B1	2894	A	P-O3'-C3'	-7.16	111.11	119.70
51	Bj	25	VAL	CA-CB-CG1	7.16	121.64	110.90
21	A2	373	C	C1'-O4'-C4'	-7.16	104.18	109.90
67	B1	589	G	N1-C6-O6	7.16	124.19	119.90
67	B1	1457	C	O4'-C1'-C2'	-7.16	98.64	105.80
67	B1	2246	G	O4'-C1'-N9	7.16	113.92	108.20
21	A2	530	G	P-O3'-C3'	7.15	128.28	119.70
21	A2	807	C	C3'-C2'-C1'	7.15	107.22	101.50
67	B1	2013	A	O4'-C1'-N9	7.15	113.92	108.20
67	B1	68	G	O4'-C1'-C2'	-7.15	98.65	105.80
67	B1	110	A	O4'-C1'-C2'	-7.15	98.65	105.80
67	B1	1012	G	C5-C6-O6	-7.15	124.31	128.60
21	A2	23	G	O4'-C1'-C2'	-7.15	98.65	105.80
21	A2	400	G	O4'-C1'-C2'	-7.15	98.65	105.80
21	A2	491	G	C1'-O4'-C4'	-7.15	104.18	109.90
21	A2	1221	A	N9-C1'-C2'	7.15	123.30	114.00
46	BA	46	PHE	CB-CG-CD2	-7.15	115.80	120.80
67	B1	2522	C	O4'-C1'-C2'	-7.15	98.65	105.80
67	B1	2774	C	O4'-C1'-C2'	-7.15	98.65	105.80
67	B1	1425	U	C1'-O4'-C4'	7.15	115.62	109.90
11	A1	39	A	P-O5'-C5'	7.15	132.34	120.90
21	A2	1245	C	O4'-C1'-N1	7.15	113.92	108.20
67	B1	2436	A	O4'-C1'-N9	7.15	113.92	108.20
67	B1	1071	A	O4'-C1'-C2'	-7.15	98.65	105.80
21	A2	202	G	N9-C1'-C2'	-7.14	104.14	112.00
21	A2	746	A	C2'-C3'-O3'	7.14	125.22	109.50
21	A2	1286	C	C3'-C2'-C1'	7.14	107.22	101.50
27	A0	34	G	O4'-C1'-C2'	7.14	114.03	107.60
51	Bj	10	TYR	CB-CG-CD2	-7.14	116.71	121.00
67	B1	116	G	C1'-O4'-C4'	-7.14	104.18	109.90
67	B1	2370	C	O4'-C1'-N1	7.14	113.92	108.20
68	B3	57	C	C1'-O4'-C4'	-7.14	104.19	109.90
21	A2	836	G	O4'-C1'-N9	7.14	113.91	108.20
67	B1	149	G	N9-C1'-C2'	-7.14	104.14	112.00
67	B1	295	G	O4'-C1'-N9	7.14	113.91	108.20
67	B1	843	C	C3'-C2'-C1'	7.14	107.21	101.50
67	B1	1473	C	P-O3'-C3'	-7.14	111.13	119.70
67	B1	1492	C	C3'-C2'-C1'	7.14	107.21	101.50
27	A0	58	A	O4'-C1'-N9	7.14	113.91	108.20
62	BN	71	ARG	NE-CZ-NH1	7.14	123.87	120.30
67	B1	1992	A	O4'-C1'-N9	7.14	113.91	108.20
67	B1	1004	U	O4'-C1'-N1	7.14	113.91	108.20

*Continued on next page...*

*Continued from previous page...*

Mol	Chain	Res	Type	Atoms	Z	Observed(°)	Ideal(°)
67	B1	2272	G	O4'-C1'-C2'	7.14	114.02	107.60
21	A2	256	G	O4'-C1'-N9	7.14	113.91	108.20
21	A2	687	G	C3'-C2'-C1'	7.14	107.21	101.50
25	AH	88	ARG	NH1-CZ-NH2	-7.14	111.55	119.40
67	B1	667	C	P-O3'-C3'	-7.14	111.14	119.70
67	B1	2145	G	C1'-O4'-C4'	7.14	115.61	109.90
21	A2	130	G	O4'-C1'-N9	7.13	113.91	108.20
21	A2	825	C	C4'-C3'-C2'	-7.13	95.47	102.60
21	A2	1132	C	O4'-C1'-C2'	-7.13	98.67	105.80
67	B1	1336	G	O4'-C1'-N9	7.13	113.91	108.20
67	B1	1630	U	C1'-O4'-C4'	7.13	115.61	109.90
67	B1	2812	U	C1'-O4'-C4'	-7.13	104.19	109.90
21	A2	339	U	P-O3'-C3'	7.13	128.26	119.70
51	Bj	10	TYR	CB-CG-CD1	7.13	125.28	121.00
67	B1	2331	A	C3'-C2'-C1'	7.13	107.21	101.50
11	A1	8	U	C3'-C2'-C1'	7.13	107.20	101.50
21	A2	608	G	P-O3'-C3'	-7.13	111.14	119.70
67	B1	1841	G	C1'-O4'-C4'	-7.13	104.19	109.90
67	B1	2076	A	O4'-C1'-C2'	7.13	114.02	107.60
67	B1	2142	U	C5'-C4'-O4'	7.13	117.66	109.10
67	B1	2266	C	C1'-O4'-C4'	7.13	115.61	109.90
67	B1	3013	U	C3'-C2'-C1'	7.13	107.20	101.50
24	AA	128	ARG	CD-NE-CZ	7.13	133.58	123.60
27	A0	27	C	C4'-C3'-C2'	-7.13	95.47	102.60
27	A0	44	C	C3'-C2'-C1'	7.13	107.20	101.50
67	B1	8	G	C5-C6-O6	-7.13	124.32	128.60
67	B1	1470	C	C4'-C3'-C2'	-7.13	95.47	102.60
11	A1	33	C	O4'-C1'-C2'	-7.12	98.67	105.80
21	A2	4	C	O4'-C1'-C2'	-7.12	98.67	105.80
21	A2	1117	A	C3'-C2'-C1'	7.12	107.20	101.50
64	Bc	28	ASP	CB-CG-OD2	-7.12	111.89	118.30
67	B1	1247	U	O4'-C1'-N1	7.12	113.90	108.20
67	B1	1468	G	O4'-C1'-C2'	-7.12	98.67	105.80
21	A2	1479	C	O4'-C1'-N1	7.12	113.90	108.20
67	B1	1032	C	O4'-C1'-C2'	-7.12	98.68	105.80
67	B1	2191	U	C1'-O4'-C4'	-7.12	104.20	109.90
21	A2	1006	C	C3'-C2'-C1'	7.12	107.20	101.50
46	BA	123	ARG	NE-CZ-NH1	7.12	123.86	120.30
49	BQ	88	ARG	N-CA-CB	7.12	123.42	110.60
67	B1	414	G	C4'-C3'-C2'	-7.12	95.48	102.60
67	B1	464	C	N1-C1'-C2'	-7.12	104.17	112.00
67	B1	1211	C	P-O3'-C3'	-7.12	111.15	119.70

*Continued on next page...*

*Continued from previous page...*

Mol	Chain	Res	Type	Atoms	Z	Observed(°)	Ideal(°)
67	B1	2239	C	P-O5'-C5'	-7.12	109.51	120.90
67	B1	697	U	N1-C1'-C2'	-7.12	104.17	112.00
21	A2	605	C	C1'-O4'-C4'	-7.12	104.21	109.90
67	B1	729	A	P-O3'-C3'	7.12	128.24	119.70
67	B1	2684	G	C3'-C2'-C1'	7.12	107.19	101.50
21	A2	1057	A	C1'-O4'-C4'	7.12	115.59	109.90
21	A2	142	G	C5'-C4'-O4'	-7.11	100.56	109.10
67	B1	813	G	C3'-C2'-C1'	-7.11	95.81	101.50
67	B1	2989	A	C4'-C3'-C2'	-7.11	95.49	102.60
21	A2	489	C	C3'-C2'-C1'	7.11	107.19	101.50
27	A0	59	A	O4'-C1'-N9	7.11	113.89	108.20
67	B1	1832	G	O4'-C1'-N9	7.11	113.89	108.20
21	A2	1144	G	P-O5'-C5'	7.11	132.27	120.90
67	B1	493	A	O4'-C1'-C2'	-7.11	98.69	105.80
21	A2	316	C	O4'-C1'-C2'	-7.11	98.69	105.80
67	B1	895	C	N1-C1'-C2'	7.11	123.24	114.00
35	BL	17	HIS	CB-CA-C	7.11	124.61	110.40
60	BS	108	ASP	CB-CG-OD2	-7.11	111.91	118.30
67	B1	642	G	P-O3'-C3'	-7.11	111.17	119.70
67	B1	682	G	O4'-C1'-C2'	7.11	113.99	107.60
67	B1	2201	C	C3'-C2'-C1'	7.11	107.19	101.50
67	B1	2666	G	C3'-C2'-C1'	-7.11	95.81	101.50
67	B1	2924	G	O4'-C1'-N9	7.11	113.88	108.20
67	B1	2320	U	P-O3'-C3'	7.10	128.22	119.70
21	A2	1227	A	N9-C1'-C2'	7.10	123.23	114.00
31	BY	73	ARG	NE-CZ-NH1	7.10	123.85	120.30
67	B1	426	G	C4'-C3'-C2'	-7.10	95.50	102.60
21	A2	936	A	C1'-O4'-C4'	-7.10	104.22	109.90
21	A2	440	C	C1'-O4'-C4'	-7.10	104.22	109.90
21	A2	1471	G	C5'-C4'-O4'	7.10	117.62	109.10
29	AL	59	ALA	N-CA-CB	7.10	120.04	110.10
67	B1	2660	G	C1'-O4'-C4'	-7.10	104.22	109.90
67	B1	1436	A	P-O3'-C3'	7.10	128.22	119.70
21	A2	1174	A	N9-C1'-C2'	7.10	123.22	114.00
67	B1	1221	U	C5'-C4'-C3'	-7.10	104.65	116.00
67	B1	1996	C	O4'-C1'-N1	7.10	113.88	108.20
67	B1	1570	C	O4'-C4'-C3'	-7.09	96.91	104.00
67	B1	1746	C	O4'-C1'-C2'	-7.09	98.71	105.80
67	B1	2566	A	N9-C1'-C2'	-7.09	104.20	112.00
21	A2	1393	A	C3'-C2'-C1'	7.09	107.17	101.50
67	B1	1134	A	C1'-O4'-C4'	-7.09	104.23	109.90
21	A2	894	A	O4'-C4'-C3'	-7.09	96.91	104.00

*Continued on next page...*

*Continued from previous page...*

Mol	Chain	Res	Type	Atoms	Z	Observed(°)	Ideal(°)
21	A2	1317	G	O4'-C1'-C2'	7.09	113.98	107.60
67	B1	51	G	O4'-C1'-C2'	-7.09	98.71	105.80
67	B1	2719	G	C3'-C2'-C1'	7.09	107.17	101.50
20	A3	120	GLU	OE1-CD-OE2	-7.09	114.79	123.30
67	B1	1170	G	C1'-O4'-C4'	7.09	115.57	109.90
67	B1	1254	C	O4'-C1'-C2'	-7.09	98.71	105.80
67	B1	2917	G	C5'-C4'-C3'	7.09	127.34	116.00
67	B1	2962	A	C3'-C2'-C1'	-7.09	95.83	101.50
5	AW	10	ARG	NE-CZ-NH1	7.09	123.84	120.30
21	A2	35	G	O4'-C1'-C2'	7.09	113.98	107.60
21	A2	386	C	O4'-C1'-N1	-7.09	102.53	108.20
67	B1	1035	G	C1'-O4'-C4'	-7.09	104.23	109.90
64	Bc	16	ASN	N-CA-CB	7.09	123.35	110.60
67	B1	2380	A	C1'-O4'-C4'	-7.09	104.23	109.90
67	B1	760	G	N9-C1'-C2'	7.08	123.21	114.00
67	B1	1038	U	C3'-C2'-C1'	7.08	107.17	101.50
67	B1	1802	G	C3'-C2'-C1'	7.08	107.17	101.50
68	B3	34	C	C3'-C2'-C1'	7.08	107.17	101.50
15	AE	230	ALA	N-CA-CB	7.08	120.02	110.10
21	A2	796	C	P-O3'-C3'	7.08	128.20	119.70
67	B1	205	A	C3'-C2'-C1'	7.08	107.17	101.50
67	B1	1851	U	O4'-C1'-C2'	-7.08	98.72	105.80
11	A1	3	G	O4'-C1'-N9	7.08	113.86	108.20
21	A2	415	C	P-O3'-C3'	-7.08	111.20	119.70
21	A2	826	C	O4'-C1'-C2'	-7.08	98.72	105.80
21	A2	1266	A	C4'-C3'-C2'	-7.08	95.52	102.60
27	A0	75	C	N1-C1'-C2'	7.08	123.21	114.00
67	B1	1615	G	C1'-O4'-C4'	7.08	115.56	109.90
67	B1	1649	G	N9-C1'-C2'	7.08	123.21	114.00
67	B1	2777	G	C1'-O4'-C4'	-7.08	104.23	109.90
14	AM	86	PRO	N-CA-CB	7.08	111.80	103.30
67	B1	1917	U	O4'-C1'-N1	7.08	113.86	108.20
2	AK	20	ARG	NE-CZ-NH1	-7.08	116.76	120.30
19	AS	42	THR	CA-CB-CG2	7.08	122.31	112.40
67	B1	80	G	O4'-C1'-N9	7.08	113.86	108.20
67	B1	222	A	P-O3'-C3'	-7.08	111.20	119.70
67	B1	1295	G	N9-C1'-C2'	7.08	123.20	114.00
67	B1	171	A	N9-C1'-C2'	7.08	123.20	114.00
67	B1	2884	C	C3'-C2'-C1'	7.08	107.16	101.50
11	A1	27	A	C1'-O4'-C4'	-7.08	104.24	109.90
21	A2	482	G	N9-C1'-C2'	-7.08	104.22	112.00
67	B1	45	G	C5-C6-O6	-7.08	124.36	128.60

*Continued on next page...*

*Continued from previous page...*

Mol	Chain	Res	Type	Atoms	Z	Observed(°)	Ideal(°)
67	B1	474	G	C3'-C2'-C1'	7.08	107.16	101.50
67	B1	2319	C	C1'-O4'-C4'	-7.08	104.24	109.90
21	A2	75	C	O4'-C1'-N1	7.07	113.86	108.20
67	B1	11	G	O4'-C1'-N9	7.07	113.86	108.20
67	B1	292	U	C1'-O4'-C4'	7.07	115.56	109.90
67	B1	559	G	C1'-O4'-C4'	-7.07	104.24	109.90
67	B1	629	G	C1'-O4'-C4'	7.07	115.56	109.90
27	A0	67	G	C3'-C2'-C1'	-7.07	95.84	101.50
47	BI	76	ARG	NE-CZ-NH2	-7.07	116.76	120.30
58	BP	58	ASP	CB-CA-C	-7.07	96.26	110.40
67	B1	2378	C	P-O3'-C3'	7.07	128.19	119.70
8	AR	8	ARG	NE-CZ-NH2	-7.07	116.77	120.30
27	A0	65	G	O4'-C1'-N9	7.07	113.86	108.20
67	B1	1085	G	P-O3'-C3'	7.07	128.19	119.70
67	B1	2572	U	O4'-C1'-N1	7.07	113.86	108.20
67	B1	2700	U	N1-C1'-C2'	7.07	123.19	114.00
67	B1	2495	A	C3'-C2'-C1'	-7.07	95.84	101.50
21	A2	351	C	O4'-C1'-N1	7.07	113.85	108.20
25	AH	81	VAL	CA-CB-CG2	-7.07	100.30	110.90
42	BT	9	ARG	NE-CZ-NH1	7.07	123.83	120.30
67	B1	1946	G	N9-C1'-C2'	-7.07	104.23	112.00
21	A2	1280	C	N1-C1'-C2'	7.06	123.18	114.00
67	B1	95	G	O4'-C1'-N9	7.06	113.85	108.20
67	B1	615	A	C1'-O4'-C4'	7.06	115.55	109.90
67	B1	666	A	C1'-O4'-C4'	-7.06	104.25	109.90
21	A2	635	C	C3'-C2'-C1'	7.06	107.15	101.50
21	A2	1252	C	O4'-C1'-C2'	-7.06	98.74	105.80
27	A0	22	G	C1'-O4'-C4'	-7.06	104.25	109.90
39	Be	44	ARG	NE-CZ-NH2	7.06	123.83	120.30
67	B1	209	G	C1'-O4'-C4'	7.06	115.55	109.90
67	B1	408	C	O4'-C4'-C3'	-7.06	96.94	104.00
67	B1	1595	G	N9-C1'-C2'	-7.06	104.23	112.00
67	B1	2932	C	N1-C1'-C2'	-7.06	104.23	112.00
21	A2	374	G	O4'-C1'-C2'	7.06	113.95	107.60
67	B1	1	G	O4'-C1'-N9	7.06	113.85	108.20
67	B1	671	G	C3'-C2'-C1'	-7.06	95.85	101.50
67	B1	1094	U	C5'-C4'-O4'	7.06	117.57	109.10
67	B1	271	G	O4'-C1'-N9	7.06	113.85	108.20
67	B1	1858	G	P-O5'-C5'	7.06	132.20	120.90
21	A2	194	C	O4'-C1'-C2'	-7.06	98.74	105.80
33	BC	8	ARG	NE-CZ-NH1	7.06	123.83	120.30
67	B1	1289	C	C1'-O4'-C4'	-7.06	104.25	109.90

*Continued on next page...*



*Continued from previous page...*

Mol	Chain	Res	Type	Atoms	Z	Observed(°)	Ideal(°)
68	B3	43	C	N1-C1'-C2'	7.06	123.17	114.00
21	A2	402	G	P-O5'-C5'	7.05	132.19	120.90
21	A2	573	C	O4'-C1'-C2'	-7.05	98.75	105.80
21	A2	1298	G	N9-C1'-C2'	7.05	123.17	114.00
67	B1	2683	G	C3'-C2'-C1'	-7.05	95.86	101.50
67	B1	2915	U	O4'-C4'-C3'	-7.05	96.95	104.00
25	AH	91	ARG	N-CA-CB	7.05	123.30	110.60
27	A0	31	A	O4'-C1'-N9	7.05	113.84	108.20
67	B1	368	U	N1-C1'-C2'	7.05	123.17	114.00
67	B1	1025	A	P-O3'-C3'	-7.05	111.24	119.70
42	BT	61	ARG	NE-CZ-NH2	-7.05	116.77	120.30
67	B1	676	G	N9-C1'-C2'	7.05	123.17	114.00
67	B1	2176	G	C1'-O4'-C4'	-7.05	104.26	109.90
68	B3	36	U	C1'-O4'-C4'	-7.05	104.26	109.90
21	A2	777	G	P-O3'-C3'	-7.05	111.24	119.70
21	A2	1470	G	N9-C1'-C2'	7.05	123.17	114.00
27	A0	30	G	O4'-C1'-N9	7.05	113.84	108.20
67	B1	313	U	N1-C1'-C2'	7.05	123.16	114.00
67	B1	379	U	C3'-C2'-C1'	7.05	107.14	101.50
67	B1	1330	G	O4'-C1'-C2'	7.05	113.94	107.60
11	A1	49	C	C4'-C3'-C2'	-7.05	95.55	102.60
68	B3	74	U	C2'-C3'-O3'	7.05	125.01	109.50
10	AD	104	ARG	NE-CZ-NH2	-7.05	116.78	120.30
21	A2	1399	G	C1'-O4'-C4'	-7.05	104.26	109.90
67	B1	85	G	O5'-C5'-C4'	-7.05	98.31	111.70
67	B1	123	A	C1'-O4'-C4'	-7.05	104.26	109.90
67	B1	956	U	O4'-C1'-N1	-7.05	102.56	108.20
67	B1	1588	C	O4'-C1'-N1	-7.05	102.56	108.20
67	B1	2230	G	P-O3'-C3'	7.05	128.16	119.70
21	A2	1007	A	P-O3'-C3'	-7.04	111.25	119.70
67	B1	709	A	C1'-O4'-C4'	-7.04	104.26	109.90
67	B1	2778	A	N9-C1'-C2'	7.04	123.16	114.00
21	A2	666	G	C1'-O4'-C4'	-7.04	104.27	109.90
62	BN	125	ARG	NE-CZ-NH1	7.04	123.82	120.30
67	B1	161	C	O4'-C1'-N1	7.04	113.83	108.20
21	A2	258	A	C1'-O4'-C4'	-7.04	104.27	109.90
67	B1	1257	G	O4'-C1'-N9	7.04	113.83	108.20
67	B1	1301	G	O4'-C1'-N9	7.04	113.83	108.20
67	B1	2258	A	O4'-C4'-C3'	-7.04	96.96	104.00
67	B1	2904	U	C2'-C3'-O3'	7.04	124.99	109.50
21	A2	78	G	O4'-C1'-C2'	7.04	113.94	107.60
17	AO	105	ASP	CB-CG-OD1	7.04	124.64	118.30

*Continued on next page...*

*Continued from previous page...*

Mol	Chain	Res	Type	Atoms	Z	Observed(°)	Ideal(°)
67	B1	1719	C	C6-N1-C1'	-7.04	112.35	120.80
67	B1	1876	G	C1'-O4'-C4'	7.04	115.53	109.90
67	B1	1907	G	O4'-C1'-N9	7.04	113.83	108.20
67	B1	2301	C	N1-C1'-C2'	7.04	123.15	114.00
21	A2	1380	C	C3'-C2'-C1'	7.04	107.13	101.50
38	Bb	41	ARG	NH1-CZ-NH2	7.04	127.14	119.40
40	BE	173	VAL	CG1-CB-CG2	7.04	122.16	110.90
67	B1	1118	A	O4'-C1'-N9	-7.04	102.57	108.20
67	B1	2645	C	C3'-C2'-C1'	7.04	107.13	101.50
21	A2	1194	C	N1-C1'-C2'	7.03	123.14	114.00
67	B1	462	A	N9-C1'-C2'	7.03	123.14	114.00
67	B1	1666	G	C1'-O4'-C4'	-7.03	104.27	109.90
67	B1	2407	G	N9-C1'-C2'	7.03	123.14	114.00
30	AU	39	ARG	NE-CZ-NH2	-7.03	116.78	120.30
35	BL	4	ARG	CD-NE-CZ	7.03	133.44	123.60
67	B1	1310	A	O4'-C1'-C2'	7.03	113.93	107.60
67	B1	1692	A	O4'-C1'-C2'	7.03	113.93	107.60
67	B1	2537	G	OP1-P-OP2	-7.03	109.05	119.60
67	B1	2651	G	P-O3'-C3'	-7.03	111.26	119.70
21	A2	594	A	C3'-C2'-C1'	7.03	107.12	101.50
67	B1	882	U	C3'-C2'-C1'	7.03	107.12	101.50
67	B1	2206	G	O4'-C1'-C2'	7.03	113.93	107.60
67	B1	2728	U	N1-C1'-C2'	7.03	123.14	114.00
27	A0	18	G	O4'-C1'-C2'	-7.03	98.77	105.80
33	BC	28	ARG	NE-CZ-NH2	-7.03	116.79	120.30
38	Bb	47	ASP	CB-CG-OD1	-7.03	111.97	118.30
40	BE	115	PHE	CB-CG-CD1	7.03	125.72	120.80
67	B1	697	U	P-O3'-C3'	7.03	128.13	119.70
67	B1	2724	A	C5'-C4'-O4'	7.03	117.53	109.10
68	B3	83	C	P-O3'-C3'	7.03	128.13	119.70
6	AC	47	PHE	CB-CG-CD1	7.03	125.72	120.80
67	B1	2070	U	O4'-C1'-C2'	7.03	113.92	107.60
67	B1	2928	C	O4'-C1'-N1	7.03	113.82	108.20
67	B1	2492	G	N9-C1'-C2'	-7.02	104.27	112.00
25	AH	84	HIS	O-C-N	-7.02	111.47	122.70
67	B1	991	U	C1'-O4'-C4'	-7.02	104.28	109.90
67	B1	1521	G	O4'-C1'-C2'	7.02	113.92	107.60
68	B3	103	C	O4'-C1'-N1	7.02	113.82	108.20
24	AA	191	LEU	CB-CG-CD2	7.02	122.94	111.00
17	AO	76	ARG	NE-CZ-NH2	-7.02	116.79	120.30
67	B1	2307	C	C1'-O4'-C4'	7.02	115.52	109.90
67	B1	3045	G	P-O3'-C3'	-7.02	111.28	119.70

*Continued on next page...*

*Continued from previous page...*

Mol	Chain	Res	Type	Atoms	Z	Observed(°)	Ideal(°)
15	AE	61	GLU	N-CA-CB	7.02	123.23	110.60
21	A2	1422	G	N9-C1'-C2'	-7.02	104.28	112.00
22	AY	24	ARG	NE-CZ-NH2	-7.02	116.79	120.30
33	BC	251	ARG	NE-CZ-NH2	-7.02	116.79	120.30
56	BH	116	ALA	N-CA-CB	7.02	119.92	110.10
67	B1	436	C	O4'-C1'-C2'	-7.02	98.78	105.80
68	B3	77	A	C3'-C2'-C1'	7.02	107.11	101.50
33	BC	111	ALA	N-CA-CB	7.01	119.92	110.10
67	B1	444	U	O4'-C1'-N1	7.01	113.81	108.20
67	B1	1216	A	P-O3'-C3'	7.01	128.12	119.70
67	B1	1271	G	C5'-C4'-O4'	7.01	117.52	109.10
67	B1	1832	G	P-O3'-C3'	7.01	128.12	119.70
67	B1	2739	G	N9-C1'-C2'	7.01	123.12	114.00
67	B1	2832	G	O4'-C1'-N9	7.01	113.81	108.20
7	AB	146	LEU	CB-CA-C	-7.01	96.88	110.20
21	A2	981	U	C3'-C2'-C1'	7.01	107.11	101.50
25	AH	66	ARG	NE-CZ-NH2	-7.01	116.79	120.30
67	B1	163	G	C5'-C4'-C3'	7.01	127.22	116.00
67	B1	470	A	O4'-C1'-N9	7.01	113.81	108.20
67	B1	1630	U	C3'-C2'-C1'	7.01	107.11	101.50
67	B1	2426	U	O4'-C4'-C3'	-7.01	96.99	104.00
21	A2	161	C	O4'-C1'-C2'	-7.01	98.79	105.80
21	A2	553	C	O4'-C1'-C2'	-7.01	98.79	105.80
67	B1	1299	C	O4'-C1'-C2'	-7.01	98.79	105.80
67	B1	1475	G	N9-C1'-C2'	7.01	123.11	114.00
67	B1	2318	G	O4'-C1'-C2'	7.01	113.91	107.60
67	B1	2501	G	C2'-C3'-O3'	7.01	124.92	109.50
15	AE	229	TYR	CB-CG-CD1	7.01	125.20	121.00
67	B1	2317	G	C4'-C3'-C2'	-7.01	95.59	102.60
21	A2	172	G	O4'-C1'-C2'	7.01	113.91	107.60
67	B1	3002	A	P-O3'-C3'	-7.01	111.29	119.70
67	B1	1310	A	C1'-O4'-C4'	-7.00	104.30	109.90
67	B1	1100	G	C3'-C2'-C1'	-7.00	95.90	101.50
67	B1	1202	G	N9-C1'-C2'	7.00	123.11	114.00
67	B1	1310	A	O4'-C1'-N9	7.00	113.80	108.20
67	B1	1340	G	C1'-O4'-C4'	-7.00	104.30	109.90
67	B1	1462	G	C3'-C2'-C1'	-7.00	95.90	101.50
67	B1	3000	U	O4'-C1'-C2'	7.00	113.90	107.60
68	B3	97	G	N9-C1'-C2'	-7.00	104.30	112.00
21	A2	1404	C	C5'-C4'-C3'	7.00	127.20	116.00
33	BC	185	TYR	CB-CG-CD1	-7.00	116.80	121.00
67	B1	2073	G	C1'-O4'-C4'	-7.00	104.30	109.90

*Continued on next page...*

*Continued from previous page...*

Mol	Chain	Res	Type	Atoms	Z	Observed(°)	Ideal(°)
67	B1	2586	A	O4'-C1'-C2'	-7.00	98.80	105.80
67	B1	63	A	O4'-C1'-N9	-7.00	102.60	108.20
21	A2	229	G	P-O5'-C5'	-7.00	109.70	120.90
67	B1	576	G	N9-C1'-C2'	7.00	123.10	114.00
67	B1	1273	C	N1-C1'-C2'	7.00	123.09	114.00
67	B1	1356	A	P-O3'-C3'	-7.00	111.30	119.70
67	B1	1491	U	P-O5'-C5'	7.00	132.10	120.90
67	B1	2145	G	O4'-C1'-N9	7.00	113.80	108.20
21	A2	300	G	C3'-C2'-C1'	-6.99	95.91	101.50
21	A2	429	A	C3'-C2'-C1'	6.99	107.09	101.50
62	BN	139	ARG	NE-CZ-NH2	-6.99	116.80	120.30
67	B1	1389	A	O4'-C1'-N9	6.99	113.80	108.20
67	B1	2828	G	N9-C1'-C2'	6.99	123.09	114.00
21	A2	143	G	O4'-C1'-N9	6.99	113.79	108.20
67	B1	1078	G	O4'-C1'-C2'	-6.99	98.81	105.80
67	B1	1164	C	O4'-C1'-C2'	-6.99	98.81	105.80
67	B1	581	A	O4'-C1'-N9	6.99	113.79	108.20
67	B1	1009	G	O4'-C1'-N9	6.99	113.79	108.20
67	B1	1175	C	O4'-C1'-N1	6.99	113.79	108.20
67	B1	2409	C	C3'-C2'-C1'	6.99	107.09	101.50
67	B1	1903	G	C3'-C2'-C1'	6.99	107.09	101.50
21	A2	187	C	P-O3'-C3'	-6.99	111.32	119.70
21	A2	1261	U	C2'-C3'-O3'	6.99	124.88	113.70
21	A2	1450	U	OP1-P-OP2	-6.99	109.12	119.60
67	B1	772	G	O4'-C1'-N9	6.99	113.79	108.20
67	B1	2658	G	C1'-O4'-C4'	-6.98	104.31	109.90
67	B1	942	U	C4'-C3'-C2'	-6.98	95.62	102.60
67	B1	967	G	O4'-C1'-C2'	6.98	113.88	107.60
67	B1	2714	G	O4'-C1'-C2'	-6.98	98.82	105.80
67	B1	2968	G	C3'-C2'-C1'	-6.98	95.91	101.50
21	A2	32	A	P-O3'-C3'	-6.98	111.33	119.70
21	A2	796	C	P-O5'-C5'	6.98	132.07	120.90
21	A2	895	C	C3'-C2'-C1'	6.98	107.08	101.50
27	A0	19	G	C1'-O4'-C4'	6.98	115.48	109.90
47	BI	76	ARG	NE-CZ-NH1	6.98	123.79	120.30
67	B1	66	C	C1'-O4'-C4'	-6.98	104.32	109.90
67	B1	2644	G	C3'-C2'-C1'	6.98	107.08	101.50
67	B1	3001	C	N1-C1'-C2'	6.98	123.08	114.00
20	BG	92	ILE	CG1-CB-CG2	6.98	126.75	111.40
67	B1	1569	A	P-O3'-C3'	-6.98	111.33	119.70
61	Bd	77	ARG	N-CA-CB	6.98	123.16	110.60
67	B1	671	G	C1'-O4'-C4'	-6.98	104.32	109.90

*Continued on next page...*

*Continued from previous page...*

Mol	Chain	Res	Type	Atoms	Z	Observed(°)	Ideal(°)
67	B1	1537	U	N1-C1'-C2'	6.98	123.07	114.00
67	B1	2607	U	C3'-C2'-C1'	-6.98	95.92	101.50
67	B1	2705	C	O4'-C1'-N1	6.98	113.78	108.20
67	B1	2669	U	C5'-C4'-O4'	6.98	117.47	109.10
67	B1	1546	G	O4'-C1'-N9	6.97	113.78	108.20
12	AN	43	PRO	C-N-CA	6.97	139.13	121.70
21	A2	437	A	P-O3'-C3'	6.97	128.07	119.70
21	A2	621	G	C4'-C3'-C2'	-6.97	95.63	102.60
67	B1	439	G	O4'-C1'-C2'	-6.97	98.83	105.80
67	B1	1346	G	C3'-C2'-C1'	-6.97	95.92	101.50
67	B1	2039	U	N1-C1'-C2'	6.97	123.06	114.00
16	AJ	24	ARG	NE-CZ-NH2	-6.97	116.81	120.30
24	AA	100	THR	CA-CB-CG2	6.97	122.16	112.40
67	B1	1773	C	O4'-C1'-N1	-6.97	102.62	108.20
21	A2	136	A	O4'-C1'-C2'	6.97	113.87	107.60
21	A2	1154	G	O4'-C1'-N9	-6.97	102.62	108.20
47	BI	2	ARG	NE-CZ-NH2	-6.97	116.81	120.30
67	B1	1615	G	C3'-C2'-C1'	-6.97	95.92	101.50
67	B1	1986	U	O4'-C1'-N1	6.97	113.78	108.20
67	B1	2720	U	C1'-O4'-C4'	6.97	115.48	109.90
27	A0	32	C	O4'-C1'-N1	6.97	113.78	108.20
46	BA	66	ALA	N-CA-CB	6.97	119.86	110.10
67	B1	418	C	C1'-O4'-C4'	-6.97	104.33	109.90
67	B1	2310	G	C3'-C2'-C1'	-6.97	95.93	101.50
67	B1	974	U	C4'-C3'-C2'	-6.97	95.63	102.60
67	B1	1381	C	N1-C1'-C2'	6.97	123.06	114.00
67	B1	1531	C	O4'-C1'-N1	6.97	113.77	108.20
15	AE	3	ARG	NE-CZ-NH2	-6.96	116.82	120.30
21	A2	1110	U	N1-C1'-C2'	6.96	123.05	114.00
23	AT	113	VAL	CA-CB-CG2	6.96	121.35	110.90
67	B1	1676	G	C3'-C2'-C1'	6.96	107.07	101.50
67	B1	2450	A	O4'-C1'-C2'	6.96	113.87	107.60
67	B1	1156	G	C3'-C2'-C1'	6.96	107.07	101.50
21	A2	1067	G	C4'-C3'-C2'	-6.96	95.64	102.60
67	B1	310	C	C4'-C3'-C2'	-6.96	95.64	102.60
67	B1	407	A	P-O5'-C5'	-6.96	109.76	120.90
67	B1	2391	G	O4'-C4'-C3'	-6.96	97.04	104.00
21	A2	1425	C	P-O5'-C5'	6.96	132.03	120.90
67	B1	43	G	O4'-C1'-C2'	-6.96	98.84	105.80
67	B1	862	G	P-O3'-C3'	6.96	128.05	119.70
67	B1	993	G	O4'-C1'-C2'	6.96	113.86	107.60
12	AN	51	ARG	NE-CZ-NH2	-6.96	116.82	120.30

*Continued on next page...*

*Continued from previous page...*

Mol	Chain	Res	Type	Atoms	Z	Observed(°)	Ideal(°)
25	AH	86	MET	C-N-CA	6.96	139.09	121.70
67	B1	710	G	C3'-C2'-C1'	6.96	107.06	101.50
67	B1	1135	A	C5'-C4'-C3'	-6.96	104.87	116.00
67	B1	1231	C	N1-C1'-C2'	6.96	123.04	114.00
21	A2	432	G	O4'-C1'-N9	6.96	113.76	108.20
64	Bc	16	ASN	CB-CA-C	-6.96	96.49	110.40
68	B3	45	C	C3'-C2'-C1'	6.96	107.06	101.50
4	AG	51	PHE	CB-CG-CD2	-6.95	115.93	120.80
21	A2	170	C	O4'-C1'-N1	6.95	113.76	108.20
21	A2	1423	A	O4'-C1'-C2'	-6.95	98.85	105.80
67	B1	308	C	C3'-C2'-C1'	6.95	107.06	101.50
67	B1	1254	C	C3'-C2'-C1'	6.95	107.06	101.50
67	B1	2905	C	O4'-C1'-C2'	-6.95	98.85	105.80
68	B3	68	C	P-O5'-C5'	6.95	132.02	120.90
21	A2	1360	C	O4'-C1'-C2'	-6.95	98.85	105.80
21	A2	1439	G	O4'-C1'-C2'	-6.95	98.85	105.80
67	B1	211	A	O4'-C1'-C2'	-6.95	98.85	105.80
67	B1	771	G	P-O5'-C5'	6.95	132.02	120.90
67	B1	2469	G	O4'-C1'-N9	6.95	113.76	108.20
67	B1	2705	C	C3'-C2'-C1'	6.95	107.06	101.50
67	B1	118	A	N9-C1'-C2'	6.95	123.03	114.00
67	B1	712	C	N1-C1'-C2'	6.95	123.03	114.00
67	B1	115	C	C1'-O4'-C4'	-6.95	104.34	109.90
21	A2	154	C	N1-C1'-C2'	-6.95	104.36	112.00
21	A2	1429	G	O5'-P-OP1	-6.95	99.45	105.70
21	A2	1469	G	C3'-C2'-C1'	-6.95	95.94	101.50
67	B1	2952	C	N1-C1'-C2'	6.95	123.03	114.00
67	B1	698	U	O4'-C1'-N1	6.94	113.75	108.20
67	B1	2068	U	C3'-C2'-C1'	6.94	107.06	101.50
21	A2	1056	G	N9-C1'-C2'	-6.94	104.36	112.00
36	Bf	2	ALA	CB-CA-C	6.94	120.51	110.10
67	B1	2996	A	O4'-C1'-N9	-6.94	102.65	108.20
21	A2	828	U	C4'-C3'-C2'	-6.94	95.66	102.60
67	B1	1699	U	O4'-C4'-C3'	-6.94	97.06	104.00
67	B1	2836	G	C3'-C2'-C1'	6.94	107.05	101.50
20	A3	33	ARG	NE-CZ-NH2	-6.94	116.83	120.30
21	A2	1423	A	C3'-C2'-C1'	6.94	107.05	101.50
11	A1	3	G	O4'-C1'-C2'	-6.94	98.86	105.80
21	A2	546	G	O4'-C1'-N9	6.94	113.75	108.20
21	A2	1292	A	O4'-C1'-C2'	-6.94	98.86	105.80
41	Ba	22	VAL	CB-CA-C	6.94	124.58	111.40
67	B1	869	A	O4'-C1'-N9	6.94	113.75	108.20

*Continued on next page...*

*Continued from previous page...*

Mol	Chain	Res	Type	Atoms	Z	Observed(°)	Ideal(°)
67	B1	1384	C	O4'-C1'-N1	6.94	113.75	108.20
67	B1	2904	U	O3'-P-O5'	6.94	117.18	104.00
67	B1	2346	A	N9-C1'-C2'	-6.94	104.37	112.00
67	B1	1066	C	N1-C1'-C2'	-6.93	104.37	112.00
21	A2	973	U	P-O3'-C3'	6.93	128.02	119.70
21	A2	1158	G	O4'-C1'-N9	6.93	113.75	108.20
67	B1	466	C	N1-C1'-C2'	6.93	123.01	114.00
67	B1	530	A	O4'-C1'-C2'	-6.93	98.87	105.80
21	A2	897	A	P-O5'-C5'	-6.93	109.81	120.90
21	A2	1469	G	N9-C1'-C2'	6.93	123.01	114.00
67	B1	839	A	N9-C1'-C2'	6.93	123.01	114.00
21	A2	962	G	C5-C6-O6	-6.93	124.44	128.60
21	A2	1139	A	P-O5'-C5'	-6.93	109.81	120.90
21	A2	1357	C	C1'-O4'-C4'	6.93	115.44	109.90
53	BD	56	ARG	N-CA-C	-6.93	92.29	111.00
67	B1	1229	U	C3'-C2'-C1'	6.93	107.04	101.50
11	A1	65	C	O4'-C1'-N1	6.93	113.74	108.20
67	B1	215	A	N9-C1'-C2'	-6.93	104.38	112.00
67	B1	1596	G	N9-C1'-C2'	-6.93	104.38	112.00
67	B1	1718	C	O4'-C1'-N1	6.93	113.74	108.20
21	A2	825	C	P-O3'-C3'	-6.92	111.39	119.70
67	B1	2138	A	C3'-C2'-C1'	6.92	107.04	101.50
32	BO	196	PHE	CG-CD2-CE2	6.92	128.41	120.80
67	B1	465	C	C4'-C3'-C2'	-6.92	95.68	102.60
67	B1	1397	U	O4'-C1'-N1	6.92	113.74	108.20
67	B1	2194	A	O4'-C1'-C2'	-6.92	98.88	105.80
68	B3	14	G	C3'-C2'-C1'	-6.92	95.96	101.50
21	A2	597	C	O4'-C1'-C2'	-6.92	98.88	105.80
67	B1	1979	G	O4'-C1'-C2'	6.92	113.83	107.60
68	B3	48	A	C3'-C2'-C1'	6.92	107.04	101.50
68	B3	57	C	O4'-C1'-N1	-6.92	102.66	108.20
67	B1	2510	A	O4'-C1'-C2'	6.92	113.83	107.60
68	B3	47	G	C1'-O4'-C4'	-6.92	104.36	109.90
21	A2	565	C	C3'-C2'-C1'	6.92	107.03	101.50
21	A2	628	G	C1'-O4'-C4'	-6.92	104.36	109.90
21	A2	994	C	O4'-C1'-C2'	-6.92	98.88	105.80
50	BV	18	THR	CA-CB-CG2	6.92	122.09	112.40
64	Bc	51	LYS	N-CA-CB	6.92	123.06	110.60
67	B1	203	G	P-O5'-C5'	-6.92	109.83	120.90
68	B3	54	A	OP1-P-OP2	-6.92	109.22	119.60
68	B3	124	A	P-O3'-C3'	6.92	128.00	119.70
21	A2	51	A	O4'-C1'-N9	6.92	113.73	108.20

*Continued on next page...*

*Continued from previous page...*

Mol	Chain	Res	Type	Atoms	Z	Observed(°)	Ideal(°)
21	A2	1210	A	O4'-C1'-C2'	-6.92	98.88	105.80
25	AH	86	MET	CA-CB-CG	6.92	125.06	113.30
67	B1	3029	A	N9-C1'-C2'	-6.92	104.39	112.00
68	B3	117	G	C4'-C3'-C2'	-6.92	95.68	102.60
67	B1	1567	C	C3'-C2'-C1'	-6.92	95.97	101.50
11	A1	12	U	C3'-C2'-C1'	6.91	107.03	101.50
16	AJ	7	ARG	NE-CZ-NH1	6.91	123.76	120.30
21	A2	352	A	C3'-C2'-C1'	6.91	107.03	101.50
21	A2	957	A	O4'-C1'-C2'	-6.91	98.89	105.80
21	A2	1088	U	N1-C1'-C2'	6.91	122.99	114.00
67	B1	619	G	O4'-C1'-N9	6.91	113.73	108.20
67	B1	1033	C	C3'-C2'-C1'	6.91	107.03	101.50
67	B1	2334	G	O4'-C1'-C2'	6.91	113.82	107.60
67	B1	2396	G	C4'-C3'-C2'	-6.91	95.69	102.60
67	B1	2552	C	O4'-C1'-N1	6.91	113.73	108.20
21	A2	283	U	C1'-O4'-C4'	-6.91	104.37	109.90
67	B1	378	G	C5-C6-O6	-6.91	124.45	128.60
21	A2	994	C	O4'-C1'-N1	6.91	113.73	108.20
21	A2	1029	G	O4'-C1'-C2'	-6.91	98.89	105.80
21	A2	1086	C	C1'-O4'-C4'	-6.91	104.37	109.90
67	B1	152	G	O4'-C1'-C2'	-6.91	98.89	105.80
67	B1	481	G	C1'-O4'-C4'	6.91	115.43	109.90
67	B1	2277	G	P-O5'-C5'	6.91	131.96	120.90
11	A1	13	C	P-O5'-C5'	6.91	131.95	120.90
21	A2	495	G	N9-C1'-C2'	6.91	122.98	114.00
21	A2	1171	G	P-O3'-C3'	6.91	127.99	119.70
67	B1	885	A	P-O3'-C3'	6.91	127.99	119.70
11	A1	73	C	O4'-C1'-C2'	-6.91	98.89	105.80
21	A2	100	A	C1'-O4'-C4'	-6.91	104.38	109.90
21	A2	1205	G	C3'-C2'-C1'	-6.91	95.97	101.50
67	B1	380	A	C3'-C2'-C1'	-6.91	95.97	101.50
67	B1	1839	U	O4'-C1'-C2'	-6.91	98.89	105.80
67	B1	2258	A	C1'-O4'-C4'	6.91	115.43	109.90
49	BQ	141	PHE	CG-CD2-CE2	-6.91	113.20	120.80
67	B1	1218	C	O4'-C1'-N1	6.91	113.72	108.20
67	B1	1960	U	O4'-C1'-N1	-6.91	102.68	108.20
11	A1	30	G	C1'-O4'-C4'	-6.90	104.38	109.90
21	A2	56	A	C3'-C2'-C1'	6.90	107.02	101.50
21	A2	666	G	C3'-C2'-C1'	-6.90	95.98	101.50
21	A2	669	A	N9-C1'-C2'	-6.90	104.41	112.00
44	BW	54	LEU	CB-CG-CD1	6.90	122.73	111.00
64	Bc	80	LEU	N-CA-C	-6.90	92.36	111.00

*Continued on next page...*



*Continued from previous page...*

Mol	Chain	Res	Type	Atoms	Z	Observed(°)	Ideal(°)
67	B1	1202	G	O4'-C1'-N9	6.90	113.72	108.20
21	A2	1465	C	C1'-O4'-C4'	-6.90	104.38	109.90
67	B1	2884	C	N1-C1'-C2'	6.90	122.97	114.00
13	AX	43	ARG	NE-CZ-NH2	6.90	123.75	120.30
61	Bd	84	ILE	CA-CB-CG1	6.90	124.11	111.00
67	B1	731	C	C1'-O4'-C4'	-6.90	104.38	109.90
67	B1	2370	C	O4'-C1'-C2'	-6.90	98.90	105.80
14	AM	23	PHE	CB-CG-CD2	-6.90	115.97	120.80
21	A2	251	G	C3'-C2'-C1'	-6.90	95.98	101.50
21	A2	1026	A	C1'-O4'-C4'	-6.90	104.38	109.90
21	A2	334	G	N9-C1'-C2'	-6.89	104.42	112.00
21	A2	499	G	O4'-C1'-N9	6.89	113.72	108.20
67	B1	1691	U	C5'-C4'-O4'	6.89	117.37	109.10
4	AG	97	LYS	CB-CA-C	-6.89	96.61	110.40
21	A2	662	C	O4'-C1'-N1	6.89	113.71	108.20
67	B1	1223	A	C1'-O4'-C4'	6.89	115.41	109.90
67	B1	1499	C	N1-C1'-C2'	6.89	122.96	114.00
67	B1	466	C	C3'-C2'-C1'	6.89	107.01	101.50
21	A2	254	G	N9-C1'-C2'	-6.89	104.42	112.00
67	B1	2008	G	O4'-C1'-N9	6.89	113.71	108.20
67	B1	2473	C	O4'-C1'-C2'	-6.89	98.91	105.80
67	B1	2838	U	N1-C1'-C2'	6.89	122.95	114.00
21	A2	978	G	C3'-C2'-C1'	6.89	107.01	101.50
32	BO	113	ARG	NE-CZ-NH2	-6.89	116.86	120.30
67	B1	90	A	O4'-C1'-C2'	-6.89	98.91	105.80
67	B1	247	A	O4'-C1'-N9	6.89	113.71	108.20
67	B1	1976	C	N1-C1'-C2'	6.89	122.95	114.00
67	B1	405	G	C1'-O4'-C4'	-6.89	104.39	109.90
67	B1	712	C	O3'-P-O5'	-6.89	90.92	104.00
67	B1	1400	U	P-O3'-C3'	-6.89	111.44	119.70
67	B1	1789	A	C3'-C2'-C1'	6.89	107.01	101.50
67	B1	2469	G	P-O3'-C3'	-6.89	111.44	119.70
11	A1	71	C	C1'-O4'-C4'	-6.88	104.39	109.90
15	AE	8	ARG	NH1-CZ-NH2	6.88	126.97	119.40
21	A2	63	G	O3'-P-O5'	-6.88	90.92	104.00
67	B1	89	C	C3'-C2'-C1'	6.88	107.01	101.50
67	B1	2038	C	P-O3'-C3'	-6.88	111.44	119.70
67	B1	2235	G	C1'-O4'-C4'	-6.88	104.39	109.90
68	B3	92	G	O4'-C1'-N9	6.88	113.71	108.20
67	B1	1775	G	C5-C6-O6	-6.88	124.47	128.60
68	B3	13	C	O4'-C1'-N1	6.88	113.71	108.20
4	AG	47	LEU	C-N-CA	6.88	138.90	121.70

*Continued on next page...*

*Continued from previous page...*

Mol	Chain	Res	Type	Atoms	Z	Observed(°)	Ideal(°)
21	A2	1124	G	N9-C1'-C2'	6.88	122.95	114.00
67	B1	855	G	C3'-C2'-C1'	-6.88	96.00	101.50
67	B1	1850	C	O4'-C1'-N1	6.88	113.70	108.20
67	B1	2707	G	N9-C1'-C2'	6.88	122.94	114.00
67	B1	2773	A	C3'-C2'-C1'	6.88	107.00	101.50
67	B1	49	A	N9-C1'-C2'	-6.88	104.43	112.00
67	B1	2813	G	O4'-C1'-N9	6.88	113.70	108.20
21	A2	227	C	O4'-C1'-N1	6.88	113.70	108.20
67	B1	1911	G	N9-C1'-C2'	-6.88	104.44	112.00
67	B1	1223	A	N9-C1'-C2'	6.88	122.94	114.00
67	B1	2157	U	O4'-C1'-N1	6.88	113.70	108.20
21	A2	493	C	O4'-C1'-N1	6.87	113.70	108.20
67	B1	592	C	N1-C1'-C2'	6.87	122.94	114.00
67	B1	1234	A	O5'-P-OP1	6.87	118.95	110.70
67	B1	1376	U	N1-C1'-C2'	6.87	122.94	114.00
67	B1	1425	U	O4'-C1'-N1	6.87	113.70	108.20
67	B1	2472	A	O4'-C1'-N9	6.87	113.70	108.20
21	A2	74	U	C3'-C2'-C1'	-6.87	96.00	101.50
21	A2	1189	G	O4'-C1'-N9	6.87	113.70	108.20
28	AV	33	ARG	CB-CA-C	6.87	124.14	110.40
67	B1	344	G	P-O3'-C3'	-6.87	111.45	119.70
67	B1	467	U	N1-C1'-C2'	6.87	122.93	114.00
67	B1	2208	C	N1-C1'-C2'	6.87	122.93	114.00
67	B1	3005	C	P-O5'-C5'	-6.87	109.91	120.90
21	A2	206	C	O4'-C1'-N1	6.87	113.70	108.20
38	Bb	22	ARG	NE-CZ-NH1	-6.87	116.86	120.30
21	A2	877	A	O4'-C1'-C2'	-6.87	98.93	105.80
21	A2	1397	C	O4'-C1'-N1	6.87	113.69	108.20
21	A2	353	G	N9-C1'-C2'	-6.87	104.45	112.00
67	B1	1382	C	C5'-C4'-C3'	-6.87	105.01	116.00
21	A2	138	C	N1-C1'-C2'	6.87	122.92	114.00
67	B1	1686	C	O4'-C1'-N1	6.86	113.69	108.20
67	B1	33	U	P-O3'-C3'	-6.86	111.47	119.70
21	A2	1211	A	O4'-C1'-C2'	-6.86	98.94	105.80
67	B1	373	G	N9-C1'-C2'	6.86	122.92	114.00
67	B1	755	G	P-O3'-C3'	6.86	127.93	119.70
67	B1	2571	G	P-O3'-C3'	-6.86	111.47	119.70
67	B1	55	G	C3'-C2'-C1'	-6.86	96.01	101.50
67	B1	1484	U	N1-C1'-C2'	6.86	122.92	114.00
21	A2	1041	C	C3'-C2'-C1'	-6.86	96.02	101.50
67	B1	199	C	N1-C1'-C2'	6.86	122.92	114.00
67	B1	2538	G	O4'-C4'-C3'	-6.86	97.14	104.00

*Continued on next page...*

*Continued from previous page...*

Mol	Chain	Res	Type	Atoms	Z	Observed(°)	Ideal(°)
35	BL	42	ARG	N-CA-CB	-6.86	98.26	110.60
67	B1	922	C	C1'-O4'-C4'	-6.86	104.42	109.90
67	B1	1826	G	O4'-C1'-C2'	6.86	113.77	107.60
67	B1	2338	A	C3'-C2'-C1'	6.86	106.98	101.50
21	A2	238	G	O4'-C1'-C2'	-6.85	98.95	105.80
21	A2	1371	C	O4'-C1'-C2'	-6.85	98.95	105.80
31	BY	123	ARG	NE-CZ-NH2	6.85	123.73	120.30
37	BU	12	ARG	NE-CZ-NH1	-6.85	116.87	120.30
67	B1	128	C	O4'-C1'-N1	6.85	113.68	108.20
68	B3	1	C	C5'-C4'-C3'	6.85	126.97	116.00
67	B1	1971	C	O4'-C1'-C2'	-6.85	98.95	105.80
21	A2	35	G	C1'-O4'-C4'	-6.85	104.42	109.90
21	A2	523	C	C3'-C2'-C1'	6.85	106.98	101.50
21	A2	1313	G	O4'-C1'-C2'	6.85	113.76	107.60
21	A2	1344	U	O4'-C1'-N1	6.85	113.68	108.20
33	BC	319	SER	N-CA-CB	6.85	120.77	110.50
67	B1	2174	G	C1'-O4'-C4'	6.85	115.38	109.90
67	B1	2317	G	O4'-C1'-N9	6.85	113.68	108.20
67	B1	2410	U	N1-C1'-C2'	6.85	122.91	114.00
21	A2	958	G	C1'-O4'-C4'	6.85	115.38	109.90
21	A2	1306	A	O4'-C1'-N9	6.85	113.68	108.20
67	B1	531	G	OP1-P-OP2	-6.85	109.33	119.60
67	B1	1174	U	N1-C1'-C2'	6.85	122.90	114.00
67	B1	1207	G	O4'-C1'-C2'	-6.85	98.95	105.80
67	B1	1858	G	C1'-O4'-C4'	-6.85	104.42	109.90
67	B1	2246	G	P-O5'-C5'	6.85	131.86	120.90
68	B3	90	A	C1'-O4'-C4'	-6.85	104.42	109.90
21	A2	463	G	C1'-O4'-C4'	-6.84	104.42	109.90
43	Bk	38	LEU	CA-C-N	6.84	132.26	117.20
46	BA	131	MET	CB-CA-C	6.84	124.09	110.40
67	B1	78	C	C1'-O4'-C4'	-6.84	104.42	109.90
67	B1	768	C	C5'-C4'-C3'	-6.84	105.05	116.00
67	B1	2460	A	C3'-C2'-C1'	6.84	106.98	101.50
67	B1	2546	G	O4'-C1'-C2'	-6.84	98.96	105.80
67	B1	333	A	C1'-O4'-C4'	6.84	115.38	109.90
67	B1	955	A	P-O5'-C5'	-6.84	109.95	120.90
67	B1	1720	G	C5-C6-O6	-6.84	124.49	128.60
67	B1	1776	G	C5-C6-O6	-6.84	124.49	128.60
5	AW	36	ARG	NE-CZ-NH2	6.84	123.72	120.30
21	A2	301	G	O4'-C1'-N9	6.84	113.67	108.20
21	A2	1051	G	C1'-O4'-C4'	6.84	115.37	109.90
21	A2	1104	G	N9-C1'-C2'	-6.84	104.47	112.00

*Continued on next page...*

*Continued from previous page...*

Mol	Chain	Res	Type	Atoms	Z	Observed(°)	Ideal(°)
67	B1	196	A	P-O5'-C5'	-6.84	109.95	120.90
67	B1	2192	G	C5'-C4'-O4'	6.84	117.31	109.10
67	B1	2396	G	O4'-C1'-N9	6.84	113.67	108.20
24	AA	115	TYR	CG-CD2-CE2	-6.84	115.83	121.30
47	BI	122	ARG	NE-CZ-NH2	6.84	123.72	120.30
67	B1	156	A	O4'-C1'-C2'	6.84	113.76	107.60
67	B1	639	C	O4'-C1'-N1	6.84	113.67	108.20
67	B1	897	U	N1-C1'-C2'	-6.84	104.48	112.00
67	B1	1501	G	O4'-C1'-C2'	6.84	113.75	107.60
35	BL	11	LEU	CA-CB-CG	6.84	131.03	115.30
67	B1	1565	G	N9-C1'-C2'	6.84	122.89	114.00
21	A2	136	A	C3'-C2'-C1'	-6.84	96.03	101.50
21	A2	483	G	P-O3'-C3'	-6.84	111.50	119.70
21	A2	626	G	O4'-C1'-C2'	-6.84	98.96	105.80
21	A2	978	G	C1'-O4'-C4'	-6.84	104.43	109.90
27	A0	62	C	N1-C1'-C2'	6.84	122.89	114.00
67	B1	749	G	OP1-P-OP2	-6.84	109.34	119.60
67	B1	889	C	O4'-C1'-N1	6.84	113.67	108.20
67	B1	961	C	P-O3'-C3'	6.84	127.90	119.70
67	B1	1158	G	P-O3'-C3'	-6.84	111.50	119.70
67	B1	2658	G	O4'-C4'-C3'	6.84	111.57	106.10
21	A2	17	C	O4'-C1'-C2'	-6.83	98.97	105.80
21	A2	468	G	C1'-O4'-C4'	-6.83	104.43	109.90
21	A2	503	G	O4'-C1'-C2'	6.83	113.75	107.60
67	B1	513	C	N1-C1'-C2'	6.83	122.88	114.00
67	B1	1061	G	O4'-C1'-N9	6.83	113.67	108.20
21	A2	1230	G	P-O3'-C3'	-6.83	111.50	119.70
46	BA	194	ARG	NE-CZ-NH1	-6.83	116.88	120.30
67	B1	1213	G	O4'-C1'-N9	6.83	113.67	108.20
21	A2	165	U	OP2-P-O3'	6.83	120.23	105.20
67	B1	532	G	N9-C1'-C2'	-6.83	104.49	112.00
25	AH	87	ARG	NE-CZ-NH1	-6.83	116.89	120.30
61	Bd	87	GLN	CB-CA-C	6.83	124.06	110.40
67	B1	384	G	C5-C6-O6	-6.83	124.50	128.60
67	B1	1743	G	C1'-O4'-C4'	6.83	115.36	109.90
67	B1	2149	G	O4'-C1'-N9	6.83	113.66	108.20
51	Bj	31	SER	N-CA-CB	6.83	120.74	110.50
21	A2	688	C	O4'-C1'-C2'	-6.83	98.97	105.80
21	A2	840	C	N1-C1'-C2'	6.83	122.87	114.00
21	A2	1339	G	O4'-C1'-C2'	6.83	113.74	107.60
52	BB	59	ALA	N-CA-CB	6.83	119.66	110.10
54	BF	113	PHE	CB-CG-CD1	-6.83	116.02	120.80

*Continued on next page...*

*Continued from previous page...*

Mol	Chain	Res	Type	Atoms	Z	Observed(°)	Ideal(°)
67	B1	1462	G	N9-C1'-C2'	6.83	122.87	114.00
67	B1	2031	G	C1'-O4'-C4'	6.83	115.36	109.90
21	A2	468	G	N9-C1'-C2'	6.82	122.87	114.00
67	B1	571	G	O4'-C1'-C2'	6.82	113.74	107.60
67	B1	827	G	C3'-C2'-C1'	-6.82	96.04	101.50
67	B1	2013	A	C4'-C3'-C2'	-6.82	95.78	102.60
67	B1	2276	G	C1'-O4'-C4'	6.82	115.36	109.90
21	A2	723	G	C1'-O4'-C4'	-6.82	104.44	109.90
67	B1	1512	G	C3'-C2'-C1'	-6.82	96.04	101.50
67	B1	2416	G	P-O3'-C3'	-6.82	111.51	119.70
21	A2	1140	A	P-O3'-C3'	6.82	127.88	119.70
34	B5	32	PHE	CB-CG-CD1	6.82	125.57	120.80
46	BA	56	ARG	NE-CZ-NH1	-6.82	116.89	120.30
67	B1	94	A	C1'-O4'-C4'	6.82	115.36	109.90
67	B1	2011	U	C1'-O4'-C4'	6.82	115.36	109.90
67	B1	989	G	O4'-C1'-N9	6.82	113.66	108.20
67	B1	1752	C	C1'-O4'-C4'	-6.82	104.44	109.90
67	B1	2142	U	C3'-C2'-C1'	-6.82	96.05	101.50
21	A2	515	U	C5'-C4'-O4'	6.82	117.28	109.10
21	A2	1156	A	C1'-O4'-C4'	6.82	115.35	109.90
21	A2	1362	C	C1'-O4'-C4'	6.82	115.35	109.90
21	A2	1399	G	O4'-C1'-N9	6.82	113.65	108.20
52	BB	107	TYR	CB-CG-CD2	6.82	125.09	121.00
67	B1	1926	A	N9-C1'-C2'	6.82	122.86	114.00
67	B1	2109	C	O4'-C1'-N1	6.82	113.65	108.20
67	B1	2198	U	C3'-C2'-C1'	6.82	106.95	101.50
21	A2	1038	C	O4'-C1'-C2'	-6.82	98.98	105.80
21	A2	1082	A	O4'-C1'-N9	-6.82	102.75	108.20
21	A2	1449	G	C3'-C2'-C1'	6.82	106.95	101.50
67	B1	858	G	C3'-C2'-C1'	6.82	106.95	101.50
67	B1	1939	C	C2'-C3'-O3'	6.82	124.61	113.70
21	A2	953	C	O4'-C1'-N1	6.81	113.65	108.20
43	Bk	42	ARG	NE-CZ-NH1	6.81	123.71	120.30
67	B1	567	G	O4'-C1'-N9	6.81	113.65	108.20
67	B1	2016	C	C1'-O4'-C4'	6.81	115.35	109.90
67	B1	2144	U	P-O3'-C3'	6.81	127.88	119.70
67	B1	2834	C	C3'-C2'-C1'	-6.81	96.05	101.50
67	B1	1258	G	O4'-C1'-N9	6.81	113.65	108.20
67	B1	1800	G	C1'-O4'-C4'	-6.81	104.45	109.90
21	A2	606	U	N1-C1'-C2'	6.81	122.85	114.00
21	A2	702	G	C1'-O4'-C4'	-6.81	104.45	109.90
56	BH	19	PRO	N-CA-CB	-6.81	95.11	102.60

*Continued on next page...*

*Continued from previous page...*

Mol	Chain	Res	Type	Atoms	Z	Observed(°)	Ideal(°)
67	B1	811	C	C1'-O4'-C4'	-6.81	104.45	109.90
67	B1	2154	G	P-O3'-C3'	6.81	127.87	119.70
67	B1	2316	U	O4'-C1'-N1	6.81	113.65	108.20
68	B3	98	G	O4'-C1'-C2'	-6.81	98.99	105.80
21	A2	57	G	P-O3'-C3'	6.81	127.87	119.70
21	A2	430	G	O4'-C1'-N9	6.81	113.64	108.20
67	B1	666	A	N9-C1'-C2'	6.81	122.85	114.00
67	B1	750	C	N1-C1'-C2'	6.81	122.85	114.00
67	B1	856	A	C3'-C2'-C1'	6.81	106.94	101.50
21	A2	1456	C	O4'-C1'-N1	6.80	113.64	108.20
28	B6	57	ARG	NE-CZ-NH1	-6.80	116.90	120.30
67	B1	535	G	O4'-C1'-N9	6.80	113.64	108.20
67	B1	2088	G	O4'-C1'-C2'	-6.80	99.00	105.80
68	B3	32	C	C3'-C2'-C1'	-6.80	96.06	101.50
21	A2	1087	C	C5'-C4'-C3'	6.80	126.89	116.00
21	A2	716	G	O4'-C1'-N9	6.80	113.64	108.20
67	B1	466	C	C1'-O4'-C4'	-6.80	104.46	109.90
67	B1	1296	A	C1'-O4'-C4'	-6.80	104.46	109.90
67	B1	2621	U	OP1-P-OP2	-6.80	109.40	119.60
4	AG	1	MET	CA-CB-CG	6.80	124.86	113.30
21	A2	484	U	C4'-C3'-C2'	6.80	109.40	102.60
21	A2	781	U	O4'-C1'-N1	6.80	113.64	108.20
21	A2	1360	C	C3'-C2'-C1'	6.80	106.94	101.50
67	B1	1120	C	C1'-O4'-C4'	-6.80	104.46	109.90
67	B1	1548	A	C1'-O4'-C4'	6.80	115.34	109.90
67	B1	1859	A	P-O3'-C3'	6.80	127.86	119.70
67	B1	2887	C	C3'-C2'-C1'	6.80	106.94	101.50
67	B1	2720	U	N1-C1'-C2'	-6.80	104.52	112.00
21	A2	762	G	P-O5'-C5'	-6.80	110.02	120.90
68	B3	120	C	OP1-P-OP2	-6.80	109.41	119.60
21	A2	922	G	O4'-C1'-N9	6.79	113.64	108.20
67	B1	702	G	C3'-C2'-C1'	-6.79	96.06	101.50
67	B1	800	G	N9-C1'-C2'	6.79	122.83	114.00
21	A2	1283	G	O4'-C1'-N9	6.79	113.64	108.20
67	B1	892	U	O4'-C1'-N1	6.79	113.64	108.20
19	AS	11	ARG	NE-CZ-NH2	-6.79	116.90	120.30
21	A2	733	C	C1'-O4'-C4'	-6.79	104.47	109.90
20	B4	100	ALA	N-CA-CB	6.79	119.61	110.10
67	B1	51	G	O4'-C1'-N9	-6.79	102.77	108.20
67	B1	101	G	C5'-C4'-C3'	-6.79	105.13	116.00
67	B1	1920	A	O4'-C1'-C2'	-6.79	99.01	105.80
67	B1	2398	C	C1'-O4'-C4'	-6.79	104.47	109.90

*Continued on next page...*

*Continued from previous page...*

Mol	Chain	Res	Type	Atoms	Z	Observed(°)	Ideal(°)
67	B1	2411	C	C1'-O4'-C4'	6.79	115.33	109.90
67	B1	2658	G	C5'-C4'-C3'	-6.79	105.13	116.00
67	B1	1654	G	C1'-O4'-C4'	6.79	115.33	109.90
21	A2	815	C	P-O3'-C3'	6.79	127.84	119.70
21	A2	1017	U	C1'-O4'-C4'	-6.79	104.47	109.90
57	BZ	51	TYR	N-CA-CB	-6.79	98.38	110.60
67	B1	423	G	C3'-C2'-C1'	-6.79	96.07	101.50
67	B1	983	G	C3'-C2'-C1'	6.79	106.93	101.50
67	B1	2025	A	O4'-C1'-N9	6.79	113.63	108.20
67	B1	2058	C	O4'-C1'-C2'	-6.79	99.01	105.80
67	B1	2933	C	C4'-C3'-C2'	-6.79	95.81	102.60
28	B6	90	ASP	CB-CG-OD2	-6.79	112.19	118.30
67	B1	1013	G	C5-C6-O6	-6.79	124.53	128.60
21	A2	151	G	C1'-O4'-C4'	6.79	115.33	109.90
21	A2	308	G	C3'-C2'-C1'	6.79	106.93	101.50
21	A2	652	C	N1-C1'-C2'	6.79	122.82	114.00
27	A0	11	C	C3'-C2'-C1'	6.79	106.93	101.50
53	BD	56	ARG	NH1-CZ-NH2	-6.79	111.94	119.40
19	AS	27	ASP	CB-CG-OD2	-6.78	112.19	118.30
67	B1	1730	C	O4'-C1'-N1	6.78	113.63	108.20
21	A2	1455	A	C1'-O4'-C4'	-6.78	104.47	109.90
21	A2	1393	A	C1'-O4'-C4'	6.78	115.33	109.90
61	Bd	21	ARG	NE-CZ-NH1	6.78	123.69	120.30
67	B1	801	A	O4'-C1'-N9	6.78	113.62	108.20
67	B1	2870	A	C5'-C4'-C3'	-6.78	105.15	116.00
68	B3	27	C	O4'-C4'-C3'	-6.78	97.22	104.00
21	A2	679	G	C1'-O4'-C4'	6.78	115.32	109.90
21	A2	6	G	O4'-C1'-N9	6.78	113.62	108.20
21	A2	476	C	O4'-C1'-N1	6.78	113.62	108.20
21	A2	1105	C	P-O3'-C3'	6.78	127.83	119.70
21	A2	1113	G	C4'-C3'-C2'	-6.78	95.82	102.60
56	BH	2	PRO	C-N-CA	-6.78	104.75	121.70
67	B1	2364	G	P-O3'-C3'	-6.78	111.57	119.70
67	B1	461	C	C1'-O4'-C4'	6.78	115.32	109.90
67	B1	1137	G	N9-C1'-C2'	6.78	122.81	114.00
67	B1	2258	A	O4'-C1'-C2'	-6.78	99.03	105.80
67	B1	2304	C	O4'-C1'-C2'	-6.77	99.03	105.80
21	A2	1297	G	C1'-O4'-C4'	6.77	115.32	109.90
67	B1	1000	G	P-O3'-C3'	6.77	127.83	119.70
67	B1	1691	U	C3'-C2'-C1'	6.77	106.92	101.50
67	B1	2233	G	P-O3'-C3'	6.77	127.83	119.70
67	B1	2307	C	O4'-C4'-C3'	-6.77	97.23	104.00

*Continued on next page...*

*Continued from previous page...*

Mol	Chain	Res	Type	Atoms	Z	Observed(°)	Ideal(°)
67	B1	2446	C	N1-C1'-C2'	6.77	122.80	114.00
67	B1	2999	G	O4'-C1'-N9	6.77	113.62	108.20
67	B1	2951	G	C1'-O4'-C4'	-6.77	104.48	109.90
21	A2	1145	C	C4'-C3'-C2'	-6.77	95.83	102.60
21	A2	1463	A	C3'-C2'-C1'	6.77	106.92	101.50
24	AA	101	THR	N-CA-CB	6.77	123.16	110.30
51	Bj	87	LYS	CB-CA-C	-6.77	96.86	110.40
67	B1	64	A	N9-C1'-C2'	-6.77	104.55	112.00
67	B1	191	U	P-O3'-C3'	6.77	127.82	119.70
67	B1	456	G	C1'-O4'-C4'	-6.77	104.48	109.90
67	B1	505	A	N9-C1'-C2'	-6.77	104.55	112.00
67	B1	2037	A	C4'-C3'-C2'	6.77	109.37	102.60
67	B1	2585	G	C1'-O4'-C4'	-6.77	104.48	109.90
67	B1	2890	A	C5'-C4'-O4'	6.77	117.22	109.10
21	A2	765	U	P-O5'-C5'	6.77	131.73	120.90
21	A2	1321	U	C1'-O4'-C4'	6.77	115.31	109.90
35	BL	48	THR	O-C-N	-6.77	111.87	122.70
67	B1	2023	A	O4'-C1'-C2'	-6.77	99.03	105.80
67	B1	2967	C	C4'-C3'-C2'	-6.77	95.83	102.60
67	B1	3028	U	P-O3'-C3'	-6.77	111.58	119.70
21	A2	548	A	O4'-C1'-N9	-6.77	102.79	108.20
27	A0	63	G	C1'-O4'-C4'	-6.77	104.49	109.90
34	B5	32	PHE	CB-CG-CD2	-6.77	116.06	120.80
52	BB	179	TYR	CB-CG-CD2	-6.77	116.94	121.00
67	B1	946	U	P-O3'-C3'	6.77	127.82	119.70
7	AB	5	TYR	CB-CG-CD1	6.76	125.06	121.00
21	A2	553	C	N1-C1'-C2'	6.76	122.79	114.00
21	A2	1237	G	C3'-C2'-C1'	-6.76	96.09	101.50
67	B1	75	G	P-O5'-C5'	6.76	131.72	120.90
67	B1	187	C	C1'-O4'-C4'	-6.76	104.49	109.90
21	A2	727	G	N9-C1'-C2'	-6.76	104.56	112.00
32	BO	97	ALA	CB-CA-C	-6.76	99.96	110.10
61	Bd	5	TYR	CB-CG-CD2	-6.76	116.94	121.00
67	B1	1935	C	O4'-C1'-N1	6.76	113.61	108.20
67	B1	2446	C	C3'-C2'-C1'	6.76	106.91	101.50
21	A2	1228	A	C3'-C2'-C1'	6.76	106.91	101.50
48	BR	23	ARG	NE-CZ-NH2	-6.76	116.92	120.30
67	B1	120	G	C1'-O4'-C4'	-6.76	104.49	109.90
21	A2	1478	A	N9-C1'-C2'	6.76	122.79	114.00
27	A0	42	G	P-O3'-C3'	6.76	127.81	119.70
21	A2	1369	C	C3'-C2'-C1'	6.76	106.91	101.50
43	Bk	36	TYR	CB-CG-CD1	-6.76	116.95	121.00

*Continued on next page...*



*Continued from previous page...*

Mol	Chain	Res	Type	Atoms	Z	Observed(°)	Ideal(°)
67	B1	222	A	N9-C1'-C2'	6.76	122.78	114.00
67	B1	562	G	C3'-C2'-C1'	-6.76	96.10	101.50
21	A2	1426	C	O4'-C1'-C2'	6.75	113.68	107.60
25	AH	94	ASN	O-C-N	6.75	133.51	122.70
67	B1	316	G	C5-C6-O6	-6.75	124.55	128.60
67	B1	441	A	C1'-O4'-C4'	-6.75	104.50	109.90
67	B1	738	C	C1'-O4'-C4'	-6.75	104.50	109.90
67	B1	2389	C	C3'-C2'-C1'	6.75	106.90	101.50
67	B1	641	G	P-O3'-C3'	6.75	127.80	119.70
67	B1	701	G	C3'-C2'-C1'	-6.75	96.10	101.50
67	B1	2126	G	N9-C1'-C2'	-6.75	104.57	112.00
21	A2	1241	U	P-O3'-C3'	6.75	127.80	119.70
67	B1	2104	G	O4'-C1'-C2'	-6.75	99.05	105.80
21	A2	108	G	C3'-C2'-C1'	-6.75	96.10	101.50
56	BH	71	PRO	CA-N-CD	-6.75	102.05	111.50
67	B1	479	G	O4'-C1'-N9	6.75	113.60	108.20
67	B1	936	G	C3'-C2'-C1'	6.75	106.90	101.50
15	AE	162	TYR	CB-CG-CD1	6.75	125.05	121.00
21	A2	1400	A	O4'-C1'-C2'	-6.75	99.05	105.80
33	BC	292	ASN	CB-CA-C	6.75	123.89	110.40
57	BZ	55	LEU	CB-CG-CD2	6.75	122.47	111.00
67	B1	246	A	N9-C1'-C2'	-6.75	104.58	112.00
67	B1	957	C	O4'-C1'-C2'	-6.75	99.05	105.80
67	B1	2370	C	N1-C1'-C2'	-6.75	104.58	112.00
67	B1	2589	C	C4'-C3'-C2'	6.75	109.35	102.60
22	AY	33	ASP	CB-CG-OD1	-6.75	112.23	118.30
67	B1	1515	G	O4'-C1'-N9	6.75	113.60	108.20
21	A2	28	U	P-O3'-C3'	-6.74	111.61	119.70
21	A2	665	G	O4'-C1'-C2'	6.74	113.67	107.60
21	A2	1183	C	O4'-C1'-C2'	-6.74	99.06	105.80
21	A2	1401	U	O4'-C1'-N1	6.74	113.59	108.20
26	AP	12	ARG	NE-CZ-NH2	-6.74	116.93	120.30
67	B1	411	U	C1'-O4'-C4'	6.74	115.29	109.90
67	B1	642	G	C3'-C2'-C1'	-6.74	96.11	101.50
67	B1	1386	G	O4'-C1'-C2'	6.74	113.67	107.60
67	B1	286	G	C1'-O4'-C4'	6.74	115.29	109.90
67	B1	2082	C	O4'-C1'-C2'	-6.74	99.06	105.80
21	A2	432	G	C5-C6-O6	-6.74	124.56	128.60
21	A2	459	G	C5-C6-O6	-6.74	124.56	128.60
53	BD	87	ARG	NH1-CZ-NH2	6.74	126.81	119.40
67	B1	1665	G	P-O3'-C3'	6.74	127.79	119.70
21	A2	547	U	P-O3'-C3'	-6.74	111.61	119.70

*Continued on next page...*

*Continued from previous page...*

Mol	Chain	Res	Type	Atoms	Z	Observed(°)	Ideal(°)
67	B1	1556	G	C4'-C3'-C2'	-6.74	95.86	102.60
21	A2	1256	C	O4'-C1'-C2'	-6.74	99.06	105.80
21	A2	1463	A	O4'-C1'-C2'	-6.74	99.06	105.80
67	B1	1887	A	O4'-C1'-C2'	-6.74	99.06	105.80
21	A2	587	G	C5-C6-O6	-6.74	124.56	128.60
21	A2	944	C	N1-C1'-C2'	6.74	122.75	114.00
67	B1	1236	C	N1-C1'-C2'	-6.74	104.59	112.00
67	B1	1360	G	O4'-C1'-N9	6.74	113.59	108.20
21	A2	223	G	C3'-C2'-C1'	-6.73	96.11	101.50
67	B1	1959	C	C4'-C3'-C2'	-6.73	95.87	102.60
67	B1	2435	G	O4'-C1'-N9	6.73	113.59	108.20
67	B1	204	G	C1'-O4'-C4'	6.73	115.29	109.90
67	B1	413	A	O4'-C1'-C2'	-6.73	99.07	105.80
68	B3	30	G	O4'-C4'-C3'	-6.73	97.27	104.00
21	A2	814	C	C1'-O4'-C4'	-6.73	104.52	109.90
21	A2	1205	G	N9-C1'-C2'	-6.73	104.60	112.00
24	AA	97	ARG	NE-CZ-NH1	-6.73	116.94	120.30
58	BP	19	ARG	NE-CZ-NH2	-6.73	116.94	120.30
67	B1	803	A	C3'-C2'-C1'	6.73	106.88	101.50
67	B1	1080	G	O4'-C1'-C2'	-6.73	99.07	105.80
67	B1	2458	U	C5'-C4'-O4'	6.73	117.18	109.10
21	A2	681	G	O4'-C1'-C2'	-6.73	99.07	105.80
21	A2	1111	G	N9-C1'-C2'	-6.73	104.60	112.00
67	B1	232	U	O4'-C1'-C2'	-6.73	99.07	105.80
21	A2	330	U	C3'-C2'-C1'	6.73	106.88	101.50
21	A2	1275	U	N1-C1'-C2'	6.73	122.75	114.00
25	AH	78	HIS	N-CA-C	6.73	129.17	111.00
59	BM	75	ARG	NE-CZ-NH2	-6.73	116.94	120.30
67	B1	456	G	P-O3'-C3'	-6.73	111.63	119.70
67	B1	1034	G	C1'-O4'-C4'	-6.73	104.52	109.90
67	B1	2090	A	P-O3'-C3'	-6.73	111.63	119.70
21	A2	930	G	C1'-O4'-C4'	-6.73	104.52	109.90
21	A2	992	G	N9-C1'-C2'	6.73	122.74	114.00
21	A2	1046	G	N9-C1'-C2'	-6.73	104.60	112.00
21	A2	1384	G	O4'-C1'-N9	6.73	113.58	108.20
67	B1	2089	C	N1-C1'-C2'	6.73	122.74	114.00
18	AF	12	VAL	C-N-CA	6.72	138.51	121.70
21	A2	284	A	P-O3'-C3'	-6.72	111.63	119.70
67	B1	1692	A	C5'-C4'-O4'	6.72	117.17	109.10
67	B1	1815	C	O4'-C1'-N1	6.72	113.58	108.20
68	B3	26	C	P-O3'-C3'	6.72	127.77	119.70
21	A2	1258	C	O4'-C1'-N1	6.72	113.58	108.20

*Continued on next page...*

*Continued from previous page...*

Mol	Chain	Res	Type	Atoms	Z	Observed(°)	Ideal(°)
67	B1	1227	A	C1'-O4'-C4'	6.72	115.28	109.90
67	B1	1317	G	O3'-P-O5'	-6.72	91.23	104.00
21	A2	462	A	OP2-P-O3'	6.72	119.99	105.20
21	A2	1051	G	O4'-C4'-C3'	-6.72	97.28	104.00
25	AH	81	VAL	CB-CA-C	-6.72	98.63	111.40
67	B1	1340	G	N9-C1'-C2'	6.72	122.73	114.00
67	B1	2881	G	O4'-C1'-C2'	6.72	113.65	107.60
21	A2	585	U	O4'-C1'-N1	6.72	113.58	108.20
46	BA	107	PHE	CG-CD1-CE1	6.72	128.19	120.80
67	B1	39	C	O4'-C1'-C2'	-6.72	99.08	105.80
67	B1	2192	G	C1'-O4'-C4'	-6.72	104.53	109.90
67	B1	2317	G	O4'-C1'-C2'	6.72	113.65	107.60
36	Bf	34	ARG	NE-CZ-NH2	-6.72	116.94	120.30
67	B1	1245	C	C2'-C3'-O3'	6.72	124.45	113.70
67	B1	1402	C	N1-C1'-C2'	6.72	122.73	114.00
67	B1	2174	G	P-O3'-C3'	6.72	127.76	119.70
67	B1	2695	U	C1'-O4'-C4'	-6.72	104.53	109.90
21	A2	1138	G	O4'-C1'-N9	6.71	113.57	108.20
33	BC	6	ARG	NE-CZ-NH2	-6.71	116.94	120.30
62	BN	161	TYR	CZ-CE2-CD2	6.71	125.84	119.80
67	B1	2882	G	C3'-C2'-C1'	-6.71	96.13	101.50
67	B1	2978	G	C3'-C2'-C1'	6.71	106.87	101.50
67	B1	1049	U	N1-C1'-C2'	-6.71	104.62	112.00
21	A2	488	A	O4'-C1'-N9	-6.71	102.83	108.20
29	AL	5	ARG	NE-CZ-NH2	-6.71	116.94	120.30
67	B1	239	G	C3'-C2'-C1'	-6.71	96.13	101.50
21	A2	952	A	P-O5'-C5'	6.71	131.64	120.90
67	B1	108	G	C1'-O4'-C4'	-6.71	104.53	109.90
21	A2	509	C	N1-C1'-C2'	6.71	122.72	114.00
67	B1	1294	A	P-O3'-C3'	6.71	127.75	119.70
67	B1	1353	A	O4'-C1'-N9	6.71	113.57	108.20
67	B1	1390	U	N1-C1'-C2'	-6.71	104.62	112.00
67	B1	2363	G	C3'-C2'-C1'	6.71	106.87	101.50
11	A1	4	G	N9-C1'-C2'	-6.71	104.62	112.00
64	Bc	17	GLN	CA-CB-CG	6.71	128.16	113.40
67	B1	104	C	C3'-C2'-C1'	6.71	106.86	101.50
67	B1	621	G	P-O3'-C3'	6.71	127.75	119.70
67	B1	1435	G	C1'-O4'-C4'	-6.71	104.53	109.90
67	B1	2329	A	P-O3'-C3'	6.71	127.75	119.70
67	B1	2465	A	C3'-C2'-C1'	6.71	106.86	101.50
67	B1	2962	A	O4'-C1'-C2'	6.71	113.64	107.60
21	A2	700	G	C1'-O4'-C4'	-6.71	104.54	109.90

*Continued on next page...*

*Continued from previous page...*

Mol	Chain	Res	Type	Atoms	Z	Observed(°)	Ideal(°)
21	A2	1493	C	O4'-C1'-N1	6.71	113.56	108.20
45	Bi	16	ARG	C-N-CA	6.71	138.46	121.70
67	B1	2278	U	C1'-O4'-C4'	6.71	115.26	109.90
11	A1	69	G	OP1-P-OP2	-6.70	109.54	119.60
12	AN	20	ARG	NE-CZ-NH2	-6.70	116.95	120.30
30	AU	128	PHE	CB-CG-CD1	6.70	125.49	120.80
67	B1	1710	C	P-O5'-C5'	6.70	131.62	120.90
67	B1	1855	G	C3'-C2'-C1'	6.70	106.86	101.50
67	B1	2026	C	C1'-O4'-C4'	-6.70	104.54	109.90
67	B1	2869	U	N1-C1'-C2'	6.70	122.71	114.00
8	AR	66	ARG	NE-CZ-NH2	-6.70	116.95	120.30
21	A2	1345	G	P-O3'-C3'	-6.70	111.66	119.70
10	AD	175	LYS	N-CA-CB	6.70	122.66	110.60
25	AH	215	ARG	NE-CZ-NH1	6.70	123.65	120.30
10	AD	57	ARG	NE-CZ-NH1	-6.70	116.95	120.30
21	A2	253	G	C1'-O4'-C4'	6.70	115.26	109.90
59	BM	47	ARG	NH1-CZ-NH2	6.70	126.77	119.40
67	B1	2571	G	O4'-C1'-C2'	-6.70	99.10	105.80
21	A2	152	G	O4'-C1'-N9	6.70	113.56	108.20
67	B1	2293	G	C4'-C3'-C2'	-6.70	95.90	102.60
7	AB	188	PHE	CB-CG-CD1	-6.70	116.11	120.80
21	A2	13	C	P-O3'-C3'	-6.70	111.67	119.70
21	A2	390	G	C3'-C2'-C1'	-6.70	96.14	101.50
21	A2	577	C	P-O3'-C3'	-6.70	111.67	119.70
21	A2	885	G	O4'-C1'-C2'	6.70	113.63	107.60
21	A2	1187	A	O4'-C1'-C2'	-6.70	99.11	105.80
21	A2	1303	C	C3'-C2'-C1'	6.70	106.86	101.50
67	B1	1133	U	C3'-C2'-C1'	6.70	106.86	101.50
21	A2	1468	A	C3'-C2'-C1'	6.69	106.86	101.50
67	B1	1801	C	C3'-C2'-C1'	6.69	106.86	101.50
67	B1	406	G	O5'-C5'-C4'	6.69	124.42	111.70
67	B1	746	C	O4'-C1'-N1	6.69	113.56	108.20
21	A2	19	G	O4'-C1'-N9	6.69	113.55	108.20
27	A0	73	G	C1'-O4'-C4'	-6.69	104.55	109.90
67	B1	145	C	O4'-C1'-N1	6.69	113.55	108.20
67	B1	1739	U	C1'-O4'-C4'	-6.69	104.55	109.90
67	B1	2336	G	C1'-O4'-C4'	-6.69	104.55	109.90
67	B1	2526	G	C1'-O4'-C4'	6.69	115.25	109.90
6	AC	119	ALA	N-CA-CB	6.69	119.47	110.10
21	A2	728	G	O4'-C1'-C2'	6.69	113.62	107.60
49	BQ	76	ARG	NE-CZ-NH2	-6.69	116.95	120.30
67	B1	809	A	O4'-C4'-C3'	-6.69	97.31	104.00

*Continued on next page...*

*Continued from previous page...*

Mol	Chain	Res	Type	Atoms	Z	Observed(°)	Ideal(°)
67	B1	1534	G	C3'-C2'-C1'	-6.69	96.15	101.50
67	B1	2276	G	O4'-C1'-N9	6.69	113.55	108.20
21	A2	234	G	P-O3'-C3'	-6.69	111.68	119.70
21	A2	573	C	N1-C1'-C2'	6.69	122.69	114.00
21	A2	916	U	O4'-C1'-N1	6.69	113.55	108.20
67	B1	2119	C	C3'-C2'-C1'	6.69	106.85	101.50
21	A2	264	C	C3'-C2'-C1'	6.68	106.85	101.50
21	A2	373	C	P-O5'-C5'	6.68	131.59	120.90
67	B1	458	U	C1'-O4'-C4'	-6.68	104.55	109.90
67	B1	1878	G	C5-C6-O6	-6.68	124.59	128.60
67	B1	2817	U	O4'-C1'-N1	6.68	113.55	108.20
21	A2	1005	G	O4'-C1'-N9	6.68	113.55	108.20
67	B1	117	A	O4'-C1'-N9	-6.68	102.86	108.20
67	B1	546	C	O4'-C1'-C2'	-6.68	99.12	105.80
67	B1	1032	C	C3'-C2'-C1'	6.68	106.85	101.50
67	B1	1645	U	C1'-O4'-C4'	6.68	115.25	109.90
21	A2	852	G	O4'-C1'-C2'	6.68	113.61	107.60
51	Bj	17	HIS	CA-CB-CG	-6.68	102.25	113.60
67	B1	1398	C	C3'-C2'-C1'	6.68	106.84	101.50
67	B1	2246	G	C1'-O4'-C4'	-6.68	104.56	109.90
21	A2	176	U	C5'-C4'-O4'	-6.68	101.09	109.10
67	B1	1182	C	P-O3'-C3'	6.68	127.71	119.70
67	B1	1634	A	C4'-C3'-C2'	-6.68	95.92	102.60
67	B1	1903	G	C1'-O4'-C4'	6.68	115.24	109.90
66	B1	17	ARG	NE-CZ-NH2	-6.68	116.96	120.30
67	B1	1307	C	O4'-C1'-N1	6.68	113.54	108.20
21	A2	446	G	C5-C6-O6	-6.67	124.59	128.60
21	A2	880	G	C1'-O4'-C4'	-6.67	104.56	109.90
67	B1	534	G	O4'-C1'-N9	6.67	113.54	108.20
21	A2	691	G	N9-C1'-C2'	6.67	122.67	114.00
67	B1	382	G	C5-C6-O6	-6.67	124.60	128.60
14	AM	65	ARG	O-C-N	-6.67	112.03	122.70
21	A2	290	C	C1'-O4'-C4'	6.67	115.24	109.90
21	A2	602	G	C3'-C2'-C1'	-6.67	96.16	101.50
21	A2	662	C	C1'-O4'-C4'	6.67	115.24	109.90
21	A2	1033	G	O4'-C1'-C2'	-6.67	99.13	105.80
67	B1	488	A	O4'-C1'-N9	6.67	113.54	108.20
67	B1	325	G	P-O3'-C3'	-6.67	111.70	119.70
21	A2	622	C	O4'-C1'-N1	6.67	113.53	108.20
46	BA	154	ARG	NE-CZ-NH2	6.67	123.64	120.30
67	B1	980	G	OP1-P-O3'	6.67	119.87	105.20
67	B1	1036	C	C3'-C2'-C1'	6.67	106.83	101.50

*Continued on next page...*

*Continued from previous page...*

Mol	Chain	Res	Type	Atoms	Z	Observed(°)	Ideal(°)
67	B1	1409	U	O4'-C1'-N1	6.67	113.53	108.20
67	B1	2154	G	C3'-C2'-C1'	6.67	106.83	101.50
67	B1	2312	U	OP2-P-O3'	6.67	119.87	105.20
21	A2	513	A	O4'-C1'-C2'	-6.67	99.13	105.80
21	A2	744	A	C1'-O4'-C4'	6.67	115.23	109.90
21	A2	696	G	N9-C1'-C2'	6.67	122.66	114.00
67	B1	2932	C	O4'-C1'-C2'	-6.67	99.14	105.80
67	B1	580	G	O4'-C4'-C3'	-6.66	97.34	104.00
67	B1	1086	U	C5'-C4'-C3'	6.66	126.66	116.00
67	B1	1173	G	C1'-O4'-C4'	-6.66	104.57	109.90
4	AG	46	ASN	N-CA-CB	6.66	122.59	110.60
21	A2	704	C	O4'-C1'-N1	6.66	113.53	108.20
67	B1	524	C	P-O3'-C3'	-6.66	111.71	119.70
67	B1	1127	C	OP1-P-OP2	-6.66	109.61	119.60
67	B1	1960	U	P-O5'-C5'	6.66	131.56	120.90
67	B1	2712	G	C3'-C2'-C1'	6.66	106.83	101.50
67	B1	482	A	O4'-C1'-N9	6.66	113.53	108.20
67	B1	2043	A	C1'-O4'-C4'	6.66	115.23	109.90
67	B1	2277	G	O4'-C1'-N9	6.66	113.53	108.20
21	A2	1442	G	O4'-C1'-C2'	6.66	113.59	107.60
20	B4	94	VAL	CA-CB-CG1	6.66	120.88	110.90
67	B1	1666	G	N9-C1'-C2'	6.66	122.65	114.00
67	B1	2625	C	C3'-C2'-C1'	6.66	106.83	101.50
21	A2	1132	C	O4'-C1'-N1	6.65	113.52	108.20
21	A2	1155	U	O4'-C1'-N1	-6.65	102.88	108.20
67	B1	285	C	C5'-C4'-C3'	6.65	126.64	116.00
67	B1	1962	G	C1'-O4'-C4'	-6.65	104.58	109.90
67	B1	2109	C	C1'-O4'-C4'	6.65	115.22	109.90
67	B1	2254	U	N1-C1'-C2'	6.65	122.65	114.00
27	A0	56	C	C4'-C3'-C2'	6.65	109.25	102.60
43	Bk	55	SER	N-CA-CB	6.65	120.47	110.50
51	Bj	55	PRO	CA-N-CD	-6.65	102.19	111.50
20	B4	1	MET	CG-SD-CE	-6.65	89.56	100.20
67	B1	1088	G	O4'-C1'-N9	6.65	113.52	108.20
67	B1	2064	U	C4'-C3'-C2'	6.65	109.25	102.60
67	B1	2645	C	O4'-C1'-C2'	-6.65	99.15	105.80
60	BS	17	MET	N-CA-CB	6.65	122.57	110.60
67	B1	672	C	O4'-C1'-N1	6.65	113.52	108.20
67	B1	2898	G	P-O3'-C3'	-6.65	111.72	119.70
34	BK	46	ARG	NE-CZ-NH1	6.65	123.62	120.30
67	B1	77	C	N1-C1'-C2'	6.65	122.64	114.00
67	B1	1010	G	C5-C6-O6	-6.65	124.61	128.60

*Continued on next page...*

*Continued from previous page...*

Mol	Chain	Res	Type	Atoms	Z	Observed(°)	Ideal(°)
67	B1	1550	C	P-O5'-C5'	6.65	131.54	120.90
21	A2	114	A	C1'-O4'-C4'	-6.65	104.58	109.90
21	A2	347	G	P-O3'-C3'	6.65	127.67	119.70
54	BF	133	ARG	NE-CZ-NH1	6.65	123.62	120.30
21	A2	425	C	O4'-C4'-C3'	-6.64	97.36	104.00
21	A2	972	C	P-O5'-C5'	6.64	131.53	120.90
21	A2	1092	G	O4'-C1'-N9	6.64	113.52	108.20
67	B1	2156	A	O4'-C1'-N9	6.64	113.52	108.20
67	B1	2243	G	P-O3'-C3'	6.64	127.67	119.70
21	A2	228	G	N9-C1'-C2'	-6.64	104.69	112.00
67	B1	273	G	O3'-P-O5'	6.64	116.62	104.00
67	B1	2306	C	C1'-O4'-C4'	-6.64	104.59	109.90
21	A2	1262	U	C3'-C2'-C1'	-6.64	96.19	101.50
67	B1	708	A	N9-C1'-C2'	6.64	122.63	114.00
67	B1	1374	G	O4'-C1'-C2'	6.64	113.58	107.60
21	A2	335	G	N9-C1'-C2'	6.64	122.63	114.00
21	A2	382	G	C1'-O4'-C4'	6.64	115.21	109.90
21	A2	1141	G	C3'-C2'-C1'	-6.64	96.19	101.50
67	B1	1134	A	N9-C1'-C2'	6.64	122.63	114.00
67	B1	1305	C	C3'-C2'-C1'	6.64	106.81	101.50
67	B1	1896	U	O4'-C1'-C2'	-6.64	99.16	105.80
21	A2	248	U	C3'-C2'-C1'	6.64	106.81	101.50
38	Bb	39	LYS	N-CA-CB	6.64	122.55	110.60
67	B1	614	G	C1'-O4'-C4'	-6.64	104.59	109.90
67	B1	2839	A	O4'-C1'-C2'	-6.64	99.16	105.80
67	B1	3035	C	C1'-O4'-C4'	6.64	115.21	109.90
21	A2	442	C	C3'-C2'-C1'	6.64	106.81	101.50
67	B1	2283	C	P-O3'-C3'	6.64	127.66	119.70
67	B1	2950	G	O4'-C1'-N9	6.64	113.51	108.20
11	A1	7	G	C1'-O4'-C4'	6.63	115.21	109.90
21	A2	5	C	P-O3'-C3'	-6.63	111.74	119.70
21	A2	1125	C	C3'-C2'-C1'	6.63	106.81	101.50
67	B1	35	G	O4'-C1'-N9	6.63	113.51	108.20
67	B1	1077	G	C5'-C4'-C3'	-6.63	105.39	116.00
6	AC	16	LEU	CB-CA-C	-6.63	97.60	110.20
21	A2	377	A	C1'-O4'-C4'	6.63	115.21	109.90
67	B1	1995	C	N1-C1'-C2'	6.63	122.62	114.00
67	B1	2482	G	C3'-C2'-C1'	6.63	106.81	101.50
21	A2	875	G	O4'-C1'-N9	6.63	113.50	108.20
20	BG	97	ALA	N-CA-CB	6.63	119.38	110.10
67	B1	347	G	N9-C1'-C2'	6.63	122.61	114.00
67	B1	2243	G	C3'-C2'-C1'	-6.63	96.20	101.50

*Continued on next page...*

*Continued from previous page...*

Mol	Chain	Res	Type	Atoms	Z	Observed(°)	Ideal(°)
67	B1	2558	U	P-O3'-C3'	-6.63	111.75	119.70
67	B1	2733	A	P-O5'-C5'	6.63	131.50	120.90
7	AB	96	PHE	CB-CG-CD1	-6.62	116.16	120.80
21	A2	343	G	N9-C1'-C2'	-6.62	104.71	112.00
21	A2	715	C	N1-C1'-C2'	6.62	122.61	114.00
21	A2	1295	C	P-O3'-C3'	6.62	127.65	119.70
29	AL	43	LYS	N-CA-C	-6.62	93.11	111.00
62	BN	22	TYR	CB-CG-CD1	-6.62	117.03	121.00
67	B1	496	A	N9-C1'-C2'	-6.62	104.72	112.00
67	B1	1007	U	O4'-C1'-N1	6.62	113.50	108.20
21	A2	1180	G	C3'-C2'-C1'	6.62	106.80	101.50
67	B1	2272	G	N9-C1'-C2'	6.62	122.61	114.00
35	BL	42	ARG	O-C-N	6.62	133.29	122.70
67	B1	1005	G	C5-C6-O6	-6.62	124.63	128.60
67	B1	1185	A	C4'-C3'-C2'	-6.62	95.98	102.60
67	B1	1949	A	O4'-C1'-N9	6.62	113.50	108.20
67	B1	2382	A	O4'-C1'-N9	6.62	113.50	108.20
21	A2	798	U	N1-C1'-C2'	-6.62	104.72	112.00
21	A2	1468	A	C1'-O4'-C4'	6.62	115.19	109.90
68	B3	101	A	N9-C1'-C2'	6.62	122.61	114.00
68	B3	106	G	C3'-C2'-C1'	-6.62	96.20	101.50
11	A1	7	G	P-O3'-C3'	6.62	127.64	119.70
33	BC	303	ILE	O-C-N	6.62	133.29	122.70
67	B1	1574	A	C5'-C4'-O4'	6.62	117.04	109.10
67	B1	1979	G	C1'-O4'-C4'	-6.62	104.61	109.90
21	A2	2	U	O4'-C1'-N1	6.62	113.49	108.20
25	AH	85	PHE	CA-C-N	6.62	131.75	117.20
27	A0	69	C	P-O3'-C3'	6.62	127.64	119.70
21	A2	1293	A	O4'-C1'-N9	6.61	113.49	108.20
67	B1	550	A	C1'-O4'-C4'	6.61	115.19	109.90
67	B1	1950	G	O4'-C1'-N9	6.61	113.49	108.20
11	A1	49	C	C3'-C2'-C1'	-6.61	96.21	101.50
21	A2	441	U	C3'-C2'-C1'	6.61	106.79	101.50
21	A2	803	C	C3'-C2'-C1'	6.61	106.79	101.50
67	B1	1340	G	O4'-C1'-N9	6.61	113.49	108.20
67	B1	2421	A	N9-C1'-C2'	6.61	122.59	114.00
68	B3	18	G	C4'-C3'-C2'	-6.61	95.99	102.60
21	A2	442	C	O4'-C1'-C2'	-6.61	99.19	105.80
21	A2	800	G	N9-C1'-C2'	6.61	122.59	114.00
21	A2	1093	C	N1-C1'-C2'	-6.61	104.73	112.00
38	Bb	8	ARG	NE-CZ-NH2	-6.61	117.00	120.30
68	B3	22	C	C1'-O4'-C4'	6.61	115.19	109.90

*Continued on next page...*



*Continued from previous page...*

Mol	Chain	Res	Type	Atoms	Z	Observed(°)	Ideal(°)
21	A2	43	A	C4'-C3'-C2'	-6.61	95.99	102.60
21	A2	1418	G	N9-C1'-C2'	6.61	122.59	114.00
21	A2	408	C	C1'-O4'-C4'	6.61	115.19	109.90
21	A2	946	G	C3'-C2'-C1'	-6.61	96.22	101.50
21	A2	987	G	C5-C6-O6	-6.61	124.64	128.60
37	BU	39	TYR	CB-CG-CD1	-6.61	117.04	121.00
39	Be	50	ARG	NE-CZ-NH1	6.61	123.60	120.30
67	B1	22	C	O4'-C1'-N1	6.61	113.49	108.20
67	B1	377	C	O4'-C1'-N1	6.61	113.49	108.20
67	B1	549	G	C3'-C2'-C1'	6.61	106.78	101.50
67	B1	2670	U	O4'-C1'-C2'	-6.61	99.19	105.80
67	B1	2974	U	O5'-P-OP1	-6.61	99.75	105.70
68	B3	69	C	N1-C1'-C2'	6.61	122.59	114.00
67	B1	1064	G	C3'-C2'-C1'	-6.61	96.22	101.50
67	B1	1857	A	O4'-C1'-C2'	6.61	113.54	107.60
67	B1	2918	G	O4'-C1'-N9	6.61	113.48	108.20
21	A2	200	G	C3'-C2'-C1'	6.60	106.78	101.50
21	A2	681	G	N9-C1'-C2'	-6.60	104.73	112.00
21	A2	702	G	O3'-P-O5'	-6.60	91.45	104.00
67	B1	1218	C	O3'-P-O5'	-6.60	91.45	104.00
23	AT	8	TYR	CD1-CG-CD2	6.60	125.16	117.90
27	A0	43	G	C1'-O4'-C4'	-6.60	104.62	109.90
67	B1	781	C	N1-C1'-C2'	6.60	122.58	114.00
67	B1	1302	G	O4'-C1'-N9	6.60	113.48	108.20
67	B1	1923	A	C4'-C3'-C2'	-6.60	96.00	102.60
67	B1	2807	C	N1-C1'-C2'	6.60	122.58	114.00
11	A1	58	A	C3'-C2'-C1'	6.60	106.78	101.50
21	A2	679	G	O4'-C1'-C2'	-6.60	99.20	105.80
67	B1	2164	G	C5-C6-O6	-6.60	124.64	128.60
3	AI	32	LYS	CB-CA-C	-6.60	97.20	110.40
24	AA	107	PHE	CB-CG-CD2	-6.60	116.18	120.80
49	BQ	121	ARG	NH1-CZ-NH2	6.60	126.66	119.40
67	B1	332	A	P-O3'-C3'	6.60	127.62	119.70
67	B1	475	U	C1'-O4'-C4'	6.60	115.18	109.90
67	B1	2139	A	C4-C5-C6	6.60	120.30	117.00
67	B1	2314	U	C3'-C2'-C1'	6.60	106.78	101.50
21	A2	828	U	C3'-C2'-C1'	6.60	106.78	101.50
67	B1	186	A	C3'-C2'-C1'	6.60	106.78	101.50
67	B1	2986	G	O4'-C1'-C2'	-6.60	99.20	105.80
25	AH	42	ARG	NE-CZ-NH1	6.60	123.60	120.30
60	BS	19	ARG	NE-CZ-NH1	6.60	123.60	120.30
67	B1	1386	G	OP1-P-OP2	-6.60	109.71	119.60

*Continued on next page...*

*Continued from previous page...*

Mol	Chain	Res	Type	Atoms	Z	Observed(°)	Ideal(°)
21	A2	834	C	O4'-C1'-N1	6.59	113.47	108.20
67	B1	2066	C	C3'-C2'-C1'	6.59	106.78	101.50
67	B1	3021	C	C3'-C2'-C1'	6.59	106.77	101.50
21	A2	742	U	N1-C1'-C2'	6.59	122.57	114.00
21	A2	830	A	N9-C1'-C2'	6.59	122.57	114.00
67	B1	2641	C	C3'-C2'-C1'	6.59	106.77	101.50
67	B1	358	C	O4'-C1'-N1	6.59	113.47	108.20
21	A2	1199	A	OP1-P-OP2	-6.59	109.72	119.60
33	BC	208	ARG	NE-CZ-NH1	6.59	123.59	120.30
67	B1	2896	G	O4'-C1'-N9	6.59	113.47	108.20
67	B1	2991	C	C1'-O4'-C4'	-6.59	104.63	109.90
67	B1	150	G	C3'-C2'-C1'	-6.58	96.23	101.50
67	B1	1281	A	C4'-C3'-C2'	-6.58	96.02	102.60
67	B1	1312	C	O4'-C1'-N1	6.58	113.47	108.20
21	A2	165	U	N1-C1'-C2'	6.58	122.56	114.00
21	A2	881	G	O4'-C1'-N9	6.58	113.47	108.20
21	A2	968	C	O4'-C1'-N1	6.58	113.47	108.20
62	BN	165	TYR	CZ-CE2-CD2	6.58	125.72	119.80
67	B1	535	G	N9-C1'-C2'	-6.58	104.76	112.00
4	AG	33	ARG	NE-CZ-NH2	-6.58	117.01	120.30
15	AE	223	PHE	CB-CG-CD2	-6.58	116.19	120.80
21	A2	260	C	C3'-C2'-C1'	6.58	106.77	101.50
61	Bd	16	ARG	CA-CB-CG	-6.58	98.92	113.40
67	B1	1210	G	O4'-C1'-N9	6.58	113.47	108.20
67	B1	1433	C	O4'-C1'-C2'	-6.58	99.22	105.80
67	B1	1547	U	C4'-C3'-C2'	-6.58	96.02	102.60
67	B1	2097	G	N9-C1'-C2'	6.58	122.56	114.00
67	B1	2415	C	P-O5'-C5'	6.58	131.43	120.90
21	A2	1060	G	C4'-C3'-C2'	-6.58	96.02	102.60
2	AK	135	ARG	NE-CZ-NH2	-6.58	117.01	120.30
12	AN	11	PHE	CB-CG-CD1	6.58	125.41	120.80
21	A2	777	G	C1'-O4'-C4'	6.58	115.16	109.90
21	A2	1309	A	C1'-O4'-C4'	6.58	115.16	109.90
27	A0	74	C	C4'-C3'-C2'	-6.58	96.02	102.60
30	AU	91	TYR	CB-CG-CD2	-6.58	117.05	121.00
61	Bd	1	MET	CG-SD-CE	-6.58	89.67	100.20
67	B1	1626	A	C5'-C4'-C3'	6.58	126.53	116.00
8	AR	24	HIS	O-C-N	-6.58	112.02	123.20
25	AH	85	PHE	CA-C-O	-6.58	106.29	120.10
47	BI	125	ARG	NE-CZ-NH1	6.58	123.59	120.30
67	B1	408	C	C5'-C4'-O4'	-6.58	101.21	109.10
21	A2	742	U	O4'-C1'-N1	6.58	113.46	108.20

*Continued on next page...*

*Continued from previous page...*

Mol	Chain	Res	Type	Atoms	Z	Observed(°)	Ideal(°)
21	A2	1241	U	C1'-O4'-C4'	6.58	115.16	109.90
39	Be	8	PHE	CB-CG-CD1	6.58	125.40	120.80
67	B1	684	G	C1'-O4'-C4'	-6.58	104.64	109.90
67	B1	948	C	O4'-C1'-C2'	-6.58	99.22	105.80
21	A2	525	A	O4'-C1'-C2'	-6.57	99.23	105.80
21	A2	798	U	C5'-C4'-O4'	6.57	116.99	109.10
21	A2	967	C	C1'-O4'-C4'	-6.57	104.64	109.90
67	B1	145	C	N3-C4-N4	6.57	122.60	118.00
67	B1	1184	U	C4'-C3'-C2'	-6.57	96.03	102.60
67	B1	1566	G	C5'-C4'-C3'	6.57	126.52	116.00
67	B1	2049	U	O4'-C1'-C2'	-6.57	99.23	105.80
67	B1	3010	C	C3'-C2'-C1'	6.57	106.76	101.50
21	A2	260	C	O4'-C1'-C2'	-6.57	99.23	105.80
21	A2	1226	G	O4'-C1'-N9	6.57	113.46	108.20
67	B1	851	G	C1'-O4'-C4'	-6.57	104.64	109.90
67	B1	1276	G	P-O3'-C3'	6.57	127.59	119.70
67	B1	1907	G	C1'-O4'-C4'	-6.57	104.64	109.90
2	AK	102	TYR	CB-CG-CD1	6.57	124.94	121.00
67	B1	1203	C	C3'-C2'-C1'	6.57	106.76	101.50
67	B1	2310	G	P-O5'-C5'	-6.57	110.39	120.90
67	B1	3000	U	C3'-C2'-C1'	-6.57	96.25	101.50
21	A2	400	G	N9-C1'-C2'	-6.57	104.78	112.00
21	A2	510	A	P-O5'-C5'	-6.57	110.39	120.90
21	A2	631	C	O4'-C1'-C2'	-6.57	99.23	105.80
21	A2	669	A	O4'-C1'-N9	6.57	113.45	108.20
67	B1	1029	C	P-O5'-C5'	6.57	131.41	120.90
67	B1	1983	C	O4'-C1'-N1	6.57	113.45	108.20
67	B1	2300	C	C5'-C4'-C3'	-6.57	105.49	116.00
53	BD	79	TYR	CB-CG-CD2	-6.57	117.06	121.00
67	B1	1795	C	C4'-C3'-C2'	-6.57	96.03	102.60
67	B1	1816	C	P-O5'-C5'	6.57	131.41	120.90
67	B1	1965	C	O4'-C1'-N1	6.57	113.45	108.20
6	AC	1	MET	CG-SD-CE	6.56	110.70	100.20
67	B1	1102	C	P-O3'-C3'	-6.56	111.82	119.70
21	A2	377	A	C3'-C2'-C1'	6.56	106.75	101.50
67	B1	612	G	C3'-C2'-C1'	-6.56	96.25	101.50
67	B1	2139	A	C5-C6-N6	-6.56	118.45	123.70
67	B1	2914	U	C1'-O4'-C4'	6.56	115.15	109.90
67	B1	459	C	C3'-C2'-C1'	6.56	106.75	101.50
19	AS	28	PHE	CZ-CE2-CD2	-6.56	112.23	120.10
21	A2	465	C	O4'-C1'-N1	6.56	113.45	108.20
21	A2	548	A	C3'-C2'-C1'	6.56	106.75	101.50

*Continued on next page...*

*Continued from previous page...*

Mol	Chain	Res	Type	Atoms	Z	Observed(°)	Ideal(°)
21	A2	555	U	O4'-C1'-N1	6.56	113.45	108.20
67	B1	65	G	C3'-C2'-C1'	-6.56	96.25	101.50
67	B1	117	A	OP1-P-OP2	-6.56	109.76	119.60
67	B1	218	A	C1'-O4'-C4'	6.56	115.15	109.90
21	A2	1416	C	C1'-O4'-C4'	6.56	115.14	109.90
27	A0	36	U	P-O5'-C5'	-6.56	110.41	120.90
53	BD	83	VAL	C-N-CD	-6.56	106.17	120.60
67	B1	299	U	P-O5'-C5'	6.56	131.39	120.90
67	B1	2182	A	C3'-C2'-C1'	-6.56	96.25	101.50
67	B1	989	G	C3'-C2'-C1'	6.56	106.75	101.50
21	A2	674	C	N1-C1'-C2'	6.55	122.52	114.00
26	AP	50	LEU	CB-CA-C	-6.55	97.75	110.20
67	B1	587	A	C5-C6-N6	-6.55	118.46	123.70
21	A2	808	C	C1'-O4'-C4'	6.55	115.14	109.90
21	A2	1393	A	O4'-C1'-N9	6.55	113.44	108.20
21	A2	398	C	O4'-C1'-N1	6.55	113.44	108.20
67	B1	513	C	P-O3'-C3'	6.55	127.56	119.70
67	B1	949	C	O4'-C1'-C2'	-6.55	99.25	105.80
60	BS	155	ARG	NE-CZ-NH1	6.55	123.57	120.30
67	B1	712	C	C4'-C3'-C2'	6.55	109.15	102.60
67	B1	1636	C	C1'-O4'-C4'	-6.55	104.66	109.90
21	A2	78	G	P-O3'-C3'	-6.55	111.84	119.70
21	A2	194	C	O4'-C1'-N1	6.55	113.44	108.20
21	A2	1120	G	N9-C1'-C2'	6.55	122.51	114.00
21	A2	1364	C	C3'-C2'-C1'	6.55	106.74	101.50
27	A0	2	C	O4'-C1'-C2'	-6.55	99.25	105.80
27	A0	9	A	P-O3'-C3'	6.55	127.56	119.70
67	B1	25	U	P-O3'-C3'	6.55	127.56	119.70
67	B1	762	G	C1'-O4'-C4'	6.55	115.14	109.90
67	B1	775	C	C1'-O4'-C4'	-6.55	104.66	109.90
67	B1	921	C	N1-C1'-C2'	6.55	122.51	114.00
67	B1	2556	C	C3'-C2'-C1'	6.55	106.74	101.50
21	A2	613	C	P-O3'-C3'	-6.54	111.85	119.70
46	BA	24	PHE	CB-CG-CD1	-6.54	116.22	120.80
34	BK	17	ARG	N-CA-CB	6.54	122.38	110.60
67	B1	1255	C	C5'-C4'-C3'	-6.54	105.53	116.00
67	B1	1802	G	P-O3'-C3'	6.54	127.55	119.70
21	A2	62	G	P-O3'-C3'	6.54	127.55	119.70
21	A2	511	C	C3'-C2'-C1'	6.54	106.73	101.50
21	A2	1103	G	O4'-C1'-N9	6.54	113.43	108.20
33	BC	86	TYR	CG-CD2-CE2	-6.54	116.07	121.30
67	B1	1721	U	C1'-O4'-C4'	-6.54	104.67	109.90

*Continued on next page...*

*Continued from previous page...*

Mol	Chain	Res	Type	Atoms	Z	Observed(°)	Ideal(°)
67	B1	2586	A	C1'-O4'-C4'	6.54	115.13	109.90
52	BB	107	TYR	CZ-CE2-CD2	6.54	125.69	119.80
67	B1	666	A	P-O5'-C5'	6.54	131.36	120.90
43	Bk	204	ASP	CB-CG-OD1	-6.54	112.42	118.30
67	B1	413	A	C1'-O4'-C4'	6.54	115.13	109.90
67	B1	502	G	C3'-C2'-C1'	-6.54	96.27	101.50
67	B1	1382	C	O4'-C1'-C2'	-6.54	99.26	105.80
67	B1	2205	A	N9-C1'-C2'	6.54	122.50	114.00
67	B1	2233	G	O5'-P-OP1	-6.54	99.81	105.70
67	B1	2304	C	O4'-C4'-C3'	-6.54	97.46	104.00
67	B1	2527	G	O4'-C1'-N9	6.54	113.43	108.20
21	A2	1282	C	O4'-C1'-C2'	-6.54	99.26	105.80
21	A2	617	A	C1'-O4'-C4'	6.54	115.13	109.90
24	AA	171	ALA	CB-CA-C	-6.54	100.30	110.10
67	B1	2889	A	P-O3'-C3'	6.54	127.54	119.70
10	AD	168	ARG	NE-CZ-NH2	-6.53	117.03	120.30
21	A2	347	G	N9-C1'-C2'	6.53	122.49	114.00
34	B5	8	ARG	NE-CZ-NH1	6.53	123.57	120.30
67	B1	981	A	C4'-C3'-C2'	6.53	109.13	102.60
67	B1	2207	C	O4'-C1'-C2'	-6.53	99.27	105.80
67	B1	2589	C	C5'-C4'-O4'	6.53	116.94	109.10
21	A2	749	C	C3'-C2'-C1'	6.53	106.73	101.50
67	B1	249	G	P-O3'-C3'	-6.53	111.86	119.70
11	A1	67	C	C3'-C2'-C1'	6.53	106.72	101.50
27	A0	68	G	O4'-C1'-C2'	6.53	113.48	107.60
44	BW	70	VAL	CA-CB-CG2	-6.53	101.11	110.90
32	BO	171	TYR	CB-CG-CD1	-6.53	117.08	121.00
21	A2	165	U	O3'-P-O5'	-6.53	91.60	104.00
21	A2	198	A	C3'-C2'-C1'	-6.53	96.28	101.50
21	A2	321	A	C1'-O4'-C4'	-6.53	104.68	109.90
21	A2	570	G	N9-C1'-C2'	6.53	122.48	114.00
67	B1	2326	C	C1'-O4'-C4'	-6.53	104.68	109.90
67	B1	2616	C	C1'-O4'-C4'	6.53	115.12	109.90
21	A2	500	A	C3'-C2'-C1'	-6.53	96.28	101.50
21	A2	827	G	P-O3'-C3'	-6.53	111.87	119.70
21	A2	1133	C	C3'-C2'-C1'	6.53	106.72	101.50
67	B1	385	U	C1'-O4'-C4'	6.53	115.12	109.90
21	A2	934	G	P-O3'-C3'	6.52	127.53	119.70
58	BP	109	ARG	NE-CZ-NH2	-6.52	117.04	120.30
67	B1	979	G	C3'-C2'-C1'	-6.52	96.28	101.50
21	A2	120	C	N1-C1'-C2'	6.52	122.48	114.00
21	A2	321	A	P-O5'-C5'	-6.52	110.46	120.90

*Continued on next page...*

*Continued from previous page...*

Mol	Chain	Res	Type	Atoms	Z	Observed(°)	Ideal(°)
21	A2	730	G	P-O3'-C3'	6.52	127.53	119.70
67	B1	70	G	C3'-C2'-C1'	-6.52	96.28	101.50
67	B1	320	C	O4'-C1'-N1	6.52	113.42	108.20
21	A2	554	C	C1'-O4'-C4'	-6.52	104.68	109.90
67	B1	700	A	C4'-C3'-C2'	-6.52	96.08	102.60
27	A0	43	G	P-O3'-C3'	6.52	127.52	119.70
27	A0	76	A	N9-C1'-C2'	-6.52	104.83	112.00
67	B1	631	G	O4'-C1'-N9	6.52	113.42	108.20
67	B1	2048	C	O4'-C4'-C3'	-6.52	97.48	104.00
67	B1	2181	G	C1'-O4'-C4'	-6.52	104.69	109.90
21	A2	1040	A	C1'-O4'-C4'	-6.52	104.69	109.90
67	B1	82	C	C1'-O4'-C4'	-6.52	104.69	109.90
67	B1	331	G	C5-C6-O6	-6.52	124.69	128.60
67	B1	2284	C	C1'-O4'-C4'	-6.52	104.69	109.90
21	A2	739	G	O4'-C1'-C2'	6.52	113.47	107.60
67	B1	986	G	C5-C6-O6	-6.52	124.69	128.60
67	B1	1123	A	P-O3'-C3'	6.52	127.52	119.70
67	B1	1141	C	N1-C1'-C2'	6.52	122.47	114.00
67	B1	1949	A	P-O3'-C3'	-6.52	111.88	119.70
1	AQ	47	THR	CA-CB-CG2	-6.51	103.28	112.40
67	B1	364	A	O4'-C1'-N9	6.51	113.41	108.20
67	B1	1091	G	O4'-C1'-N9	6.51	113.41	108.20
67	B1	1809	G	O4'-C1'-N9	6.51	113.41	108.20
67	B1	1905	G	C1'-O4'-C4'	6.51	115.11	109.90
11	A1	26	C	O4'-C1'-C2'	-6.51	99.29	105.80
21	A2	19	G	N9-C1'-C2'	-6.51	104.84	112.00
21	A2	662	C	O4'-C1'-C2'	-6.51	99.29	105.80
21	A2	1071	C	C3'-C2'-C1'	6.51	106.71	101.50
27	A0	35	U	P-O3'-C3'	-6.51	111.89	119.70
67	B1	2635	C	C3'-C2'-C1'	6.51	106.71	101.50
67	B1	2772	U	N1-C1'-C2'	6.51	122.47	114.00
67	B1	2791	C	C1'-O4'-C4'	6.51	115.11	109.90
67	B1	959	U	O4'-C1'-N1	6.51	113.41	108.20
67	B1	1503	C	C5'-C4'-O4'	6.51	116.91	109.10
67	B1	1613	A	C5'-C4'-C3'	-6.51	105.58	116.00
21	A2	1366	U	O4'-C1'-N1	6.51	113.41	108.20
40	BE	120	HIS	N-CA-C	-6.51	93.43	111.00
67	B1	16	G	OP1-P-OP2	-6.51	109.84	119.60
67	B1	1444	A	C3'-C2'-C1'	6.51	106.71	101.50
21	A2	91	G	P-O3'-C3'	-6.51	111.89	119.70
21	A2	933	G	C3'-C2'-C1'	6.51	106.70	101.50
21	A2	1297	G	C3'-C2'-C1'	6.51	106.70	101.50

*Continued on next page...*

*Continued from previous page...*

Mol	Chain	Res	Type	Atoms	Z	Observed(°)	Ideal(°)
53	BD	218	ASP	CB-CG-OD2	-6.51	112.44	118.30
67	B1	48	G	C1'-O4'-C4'	6.51	115.11	109.90
67	B1	1231	C	C3'-C2'-C1'	6.51	106.70	101.50
67	B1	2785	G	C1'-O4'-C4'	-6.51	104.69	109.90
21	A2	128	A	C1'-O4'-C4'	-6.50	104.70	109.90
21	A2	361	A	C3'-C2'-C1'	6.50	106.70	101.50
52	BB	180	TYR	CB-CG-CD1	-6.50	117.10	121.00
67	B1	1707	A	O4'-C1'-N9	6.50	113.40	108.20
1	AQ	45	TYR	CB-CG-CD2	6.50	124.90	121.00
21	A2	1009	G	N9-C1'-C2'	6.50	122.45	114.00
61	Bd	88	LEU	CB-CG-CD2	6.50	122.05	111.00
67	B1	202	A	O4'-C1'-C2'	-6.50	99.30	105.80
67	B1	2238	G	N9-C1'-C2'	-6.50	104.85	112.00
31	BY	30	ARG	NE-CZ-NH1	6.50	123.55	120.30
53	BD	91	ARG	O-C-N	6.50	133.10	122.70
67	B1	987	G	C5-C6-O6	-6.50	124.70	128.60
21	A2	525	A	C1'-O4'-C4'	6.50	115.10	109.90
34	B5	17	ARG	N-CA-CB	6.50	122.30	110.60
67	B1	273	G	C1'-O4'-C4'	-6.50	104.70	109.90
67	B1	1554	G	O4'-C1'-N9	-6.50	103.00	108.20
67	B1	2113	G	C3'-C2'-C1'	-6.50	96.30	101.50
21	A2	380	C	C3'-C2'-C1'	6.50	106.70	101.50
21	A2	618	G	P-O3'-C3'	-6.50	111.90	119.70
21	A2	924	U	C3'-C2'-C1'	6.50	106.70	101.50
67	B1	313	U	O4'-C1'-N1	6.50	113.40	108.20
67	B1	862	G	C3'-C2'-C1'	-6.50	96.30	101.50
67	B1	1637	C	N1-C1'-C2'	6.50	122.44	114.00
67	B1	1896	U	C1'-O4'-C4'	6.50	115.10	109.90
67	B1	2700	U	O4'-C1'-C2'	-6.50	99.30	105.80
67	B1	1648	C	C5'-C4'-C3'	6.50	126.39	116.00
68	B3	41	A	O4'-C1'-C2'	-6.50	99.31	105.80
68	B3	32	C	P-O3'-C3'	-6.49	111.91	119.70
21	A2	256	G	C4'-C3'-C2'	-6.49	96.11	102.60
21	A2	975	A	O4'-C1'-C2'	-6.49	99.31	105.80
67	B1	192	U	N1-C1'-C2'	6.49	122.44	114.00
67	B1	2168	C	N1-C1'-C2'	6.49	122.44	114.00
67	B1	2907	C	O4'-C1'-N1	6.49	113.39	108.20
21	A2	645	G	O4'-C1'-N9	6.49	113.39	108.20
41	Ba	61	ARG	NE-CZ-NH1	6.49	123.55	120.30
45	Bi	80	ARG	NE-CZ-NH2	-6.49	117.05	120.30
67	B1	28	A	P-O3'-C3'	-6.49	111.91	119.70
67	B1	96	C	C5'-C4'-C3'	6.49	126.39	116.00

*Continued on next page...*

*Continued from previous page...*

Mol	Chain	Res	Type	Atoms	Z	Observed(°)	Ideal(°)
67	B1	1584	G	C1'-O4'-C4'	-6.49	104.71	109.90
21	A2	1413	G	C4'-C3'-C2'	-6.49	96.11	102.60
21	A2	1133	C	O4'-C1'-C2'	-6.49	99.31	105.80
67	B1	451	C	C3'-C2'-C1'	6.49	106.69	101.50
67	B1	509	A	O4'-C1'-C2'	-6.49	99.31	105.80
35	BL	42	ARG	NE-CZ-NH1	6.49	123.54	120.30
67	B1	885	A	C3'-C2'-C1'	6.49	106.69	101.50
67	B1	907	C	N1-C1'-C2'	6.49	122.43	114.00
67	B1	2685	G	O4'-C1'-C2'	-6.49	99.31	105.80
21	A2	278	A	C3'-C2'-C1'	6.48	106.69	101.50
38	Bb	27	GLU	CB-CA-C	6.48	123.36	110.40
51	Bj	68	ARG	NE-CZ-NH2	-6.48	117.06	120.30
66	Bl	25	TYR	CG-CD1-CE1	6.48	126.49	121.30
67	B1	391	C	O4'-C1'-N1	6.48	113.39	108.20
67	B1	1144	A	O4'-C1'-N9	6.48	113.39	108.20
67	B1	1280	C	C1'-O4'-C4'	6.48	115.09	109.90
67	B1	1391	C	C3'-C2'-C1'	6.48	106.69	101.50
21	A2	358	G	C3'-C2'-C1'	-6.48	96.32	101.50
21	A2	820	G	C3'-C2'-C1'	-6.48	96.32	101.50
21	A2	1004	U	C3'-C2'-C1'	6.48	106.69	101.50
21	A2	1436	U	N1-C1'-C2'	-6.48	104.87	112.00
37	BU	12	ARG	NE-CZ-NH2	6.48	123.54	120.30
67	B1	360	G	O4'-C1'-N9	-6.48	103.02	108.20
67	B1	2649	A	O4'-C1'-N9	6.48	113.39	108.20
21	A2	859	A	OP1-P-OP2	-6.48	109.88	119.60
37	BU	46	VAL	CA-CB-CG2	-6.48	101.18	110.90
21	A2	445	G	C5-C6-O6	-6.48	124.71	128.60
21	A2	1098	G	C4'-C3'-C2'	-6.48	96.12	102.60
21	A2	1296	U	O4'-C1'-N1	6.48	113.38	108.20
62	BN	163	ARG	CB-CA-C	6.48	123.36	110.40
64	Bc	32	ARG	CB-CA-C	-6.48	97.44	110.40
67	B1	1225	A	C1'-O4'-C4'	-6.48	104.72	109.90
67	B1	2680	A	O4'-C1'-C2'	-6.48	99.32	105.80
21	A2	1469	G	O4'-C4'-C3'	-6.47	97.53	104.00
67	B1	217	A	N9-C1'-C2'	-6.47	104.88	112.00
21	A2	280	C	N1-C1'-C2'	6.47	122.41	114.00
21	A2	1137	G	C1'-O4'-C4'	6.47	115.08	109.90
51	Bj	3	TYR	CB-CG-CD1	-6.47	117.12	121.00
62	BN	26	ALA	CB-CA-C	-6.47	100.39	110.10
67	B1	637	G	C5-C6-O6	-6.47	124.72	128.60
67	B1	2495	A	O4'-C4'-C3'	-6.47	97.53	104.00
68	B3	39	C	O4'-C1'-N1	6.47	113.38	108.20

*Continued on next page...*



*Continued from previous page...*

Mol	Chain	Res	Type	Atoms	Z	Observed(°)	Ideal(°)
67	B1	2096	G	O4'-C1'-N9	6.47	113.38	108.20
67	B1	2194	A	C1'-O4'-C4'	6.47	115.08	109.90
21	A2	240	U	P-O5'-C5'	6.47	131.25	120.90
21	A2	249	U	O4'-C1'-N1	6.47	113.38	108.20
21	A2	458	G	C8-N9-C4	-6.47	103.81	106.40
37	BU	39	TYR	CG-CD1-CE1	-6.47	116.12	121.30
39	Be	34	TYR	CB-CG-CD2	-6.47	117.12	121.00
67	B1	230	A	O4'-C1'-N9	6.47	113.38	108.20
67	B1	407	A	N9-C1'-C2'	6.47	122.41	114.00
67	B1	709	A	O4'-C1'-N9	6.47	113.38	108.20
67	B1	1362	G	P-O3'-C3'	-6.47	111.94	119.70
67	B1	2243	G	O3'-P-O5'	6.47	116.29	104.00
67	B1	2939	C	C1'-O4'-C4'	6.47	115.08	109.90
21	A2	672	G	C1'-O4'-C4'	-6.47	104.72	109.90
21	A2	715	C	P-O5'-C5'	6.47	131.25	120.90
21	A2	1352	G	O4'-C1'-C2'	6.47	113.42	107.60
45	Bi	17	TYR	CB-CG-CD1	-6.47	117.12	121.00
34	BK	8	ARG	NE-CZ-NH1	6.47	123.53	120.30
67	B1	455	G	O4'-C1'-C2'	-6.47	99.33	105.80
67	B1	1594	G	O4'-C1'-N9	6.47	113.37	108.20
67	B1	2566	A	C1'-O4'-C4'	6.47	115.08	109.90
67	B1	2972	G	C4'-C3'-C2'	-6.47	96.13	102.60
14	AM	132	ARG	N-CA-CB	6.47	122.24	110.60
21	A2	963	A	O4'-C1'-N9	6.47	113.37	108.20
67	B1	266	A	C1'-O4'-C4'	-6.47	104.73	109.90
67	B1	694	A	C5'-C4'-O4'	6.47	116.86	109.10
67	B1	1836	A	O4'-C1'-N9	6.47	113.37	108.20
67	B1	2494	A	O4'-C1'-N9	6.47	113.37	108.20
21	A2	1183	C	N1-C1'-C2'	6.46	122.40	114.00
21	A2	1493	C	P-O5'-C5'	-6.46	110.56	120.90
34	BK	8	ARG	NE-CZ-NH2	-6.46	117.07	120.30
67	B1	2081	C	N1-C1'-C2'	6.46	122.41	114.00
67	B1	1949	A	O4'-C1'-C2'	-6.46	99.34	105.80
67	B1	2054	G	N9-C1'-C2'	6.46	122.40	114.00
21	A2	1160	C	O4'-C1'-C2'	-6.46	99.34	105.80
67	B1	522	A	N9-C1'-C2'	6.46	122.40	114.00
67	B1	848	A	O4'-C1'-C2'	-6.46	99.34	105.80
67	B1	1680	G	O4'-C1'-N9	6.46	113.37	108.20
67	B1	2561	G	O4'-C1'-N9	6.46	113.37	108.20
7	AB	60	ALA	N-CA-CB	6.46	119.14	110.10
21	A2	1329	C	OP1-P-OP2	-6.46	109.91	119.60
67	B1	939	A	O4'-C1'-C2'	-6.46	99.34	105.80

*Continued on next page...*

*Continued from previous page...*

Mol	Chain	Res	Type	Atoms	Z	Observed(°)	Ideal(°)
67	B1	1638	C	C3'-C2'-C1'	6.46	106.67	101.50
21	A2	359	A	C1'-O4'-C4'	-6.46	104.73	109.90
21	A2	1129	A	P-O5'-C5'	6.46	131.23	120.90
21	A2	1216	A	C5'-C4'-O4'	6.46	116.85	109.10
67	B1	2388	U	C1'-O4'-C4'	6.46	115.07	109.90
68	B3	62	A	C3'-C2'-C1'	6.46	106.67	101.50
21	A2	65	G	N9-C1'-C2'	6.46	122.39	114.00
21	A2	1080	C	N1-C1'-C2'	6.46	122.39	114.00
21	A2	1116	G	O4'-C1'-N9	6.46	113.36	108.20
27	A0	50	C	C3'-C2'-C1'	6.46	106.67	101.50
67	B1	967	G	P-O5'-C5'	-6.46	110.57	120.90
67	B1	971	G	O4'-C1'-C2'	6.46	113.41	107.60
21	A2	522	C	O4'-C1'-N1	6.46	113.36	108.20
67	B1	2262	C	O4'-C1'-C2'	-6.46	99.34	105.80
27	A0	68	G	O3'-P-O5'	6.45	116.26	104.00
67	B1	2430	C	O4'-C1'-N1	6.45	113.36	108.20
67	B1	231	G	C1'-O4'-C4'	6.45	115.06	109.90
67	B1	667	C	N1-C1'-C2'	6.45	122.39	114.00
67	B1	1808	G	O4'-C1'-C2'	6.45	113.41	107.60
21	A2	212	G	O4'-C1'-C2'	6.45	113.41	107.60
21	A2	563	U	O4'-C1'-C2'	-6.45	99.35	105.80
67	B1	2838	U	C5'-C4'-O4'	6.45	116.84	109.10
68	B3	12	G	O4'-C1'-C2'	-6.45	99.35	105.80
35	BL	65	ARG	CB-CA-C	-6.45	97.50	110.40
67	B1	596	C	C3'-C2'-C1'	-6.45	96.34	101.50
67	B1	823	G	P-O3'-C3'	-6.45	111.96	119.70
67	B1	1211	C	O4'-C1'-N1	6.45	113.36	108.20
67	B1	1958	A	O4'-C1'-C2'	-6.45	99.35	105.80
67	B1	3043	C	O4'-C1'-C2'	-6.45	99.35	105.80
21	A2	278	A	O4'-C1'-C2'	-6.45	99.35	105.80
21	A2	541	G	O4'-C1'-C2'	6.45	113.40	107.60
21	A2	1295	C	O4'-C1'-N1	6.45	113.36	108.20
31	BY	56	TRP	N-CA-CB	6.45	122.20	110.60
67	B1	2755	G	C1'-O4'-C4'	-6.45	104.74	109.90
7	AB	38	ASP	CB-CG-OD1	6.45	124.10	118.30
11	A1	48	U	O4'-C1'-N1	6.45	113.36	108.20
67	B1	603	G	N9-C1'-C2'	6.45	122.38	114.00
67	B1	2481	G	O4'-C1'-C2'	-6.45	99.35	105.80
67	B1	2924	G	O4'-C1'-C2'	-6.45	99.35	105.80
67	B1	2981	G	O4'-C1'-N9	6.45	113.36	108.20
17	AO	113	ARG	N-CA-CB	6.44	122.20	110.60
67	B1	1344	C	C3'-C2'-C1'	6.44	106.66	101.50

*Continued on next page...*

*Continued from previous page...*

Mol	Chain	Res	Type	Atoms	Z	Observed(°)	Ideal(°)
67	B1	1379	A	O5'-P-OP1	-6.44	99.90	105.70
67	B1	1831	C	N1-C1'-C2'	6.44	122.38	114.00
67	B1	2829	C	C3'-C2'-C1'	6.44	106.66	101.50
7	AB	105	ALA	N-CA-CB	6.44	119.12	110.10
21	A2	1330	G	C1'-O4'-C4'	6.44	115.05	109.90
63	Bg	13	LYS	CB-CA-C	6.44	123.29	110.40
67	B1	654	C	C3'-C2'-C1'	6.44	106.65	101.50
67	B1	1124	G	O4'-C1'-N9	-6.44	103.05	108.20
67	B1	2309	C	C1'-O4'-C4'	-6.44	104.75	109.90
67	B1	2311	C	C1'-O4'-C4'	-6.44	104.75	109.90
34	B5	8	ARG	NE-CZ-NH2	-6.44	117.08	120.30
67	B1	1466	U	C4'-C3'-C2'	-6.44	96.16	102.60
67	B1	2008	G	P-O3'-C3'	-6.44	111.97	119.70
67	B1	2633	A	O4'-C1'-N9	6.44	113.35	108.20
43	Bk	109	PRO	N-CA-CB	-6.44	95.52	102.60
67	B1	438	G	C4'-C3'-C2'	-6.44	96.16	102.60
25	AH	90	HIS	CA-CB-CG	6.44	124.54	113.60
57	BZ	57	ASP	CB-CG-OD2	-6.44	112.51	118.30
67	B1	1882	C	P-O5'-C5'	6.44	131.20	120.90
12	AN	44	LEU	CB-CG-CD2	6.44	121.94	111.00
67	B1	671	G	O4'-C1'-N9	6.44	113.35	108.20
21	A2	280	C	C1'-O4'-C4'	-6.43	104.75	109.90
21	A2	367	G	P-O5'-C5'	-6.43	110.60	120.90
21	A2	986	G	C5-C6-O6	-6.43	124.74	128.60
67	B1	706	U	C5'-C4'-O4'	6.43	116.82	109.10
67	B1	1182	C	O4'-C1'-N1	6.43	113.35	108.20
21	A2	1034	G	O4'-C1'-N9	6.43	113.35	108.20
67	B1	2812	U	O4'-C1'-N1	6.43	113.35	108.20
21	A2	600	C	C3'-C2'-C1'	6.43	106.64	101.50
67	B1	1446	G	O4'-C1'-N9	6.43	113.34	108.20
67	B1	1507	A	O4'-C1'-N9	6.43	113.34	108.20
67	B1	3007	A	C1'-O4'-C4'	6.43	115.04	109.90
21	A2	367	G	C5'-C4'-C3'	6.43	126.28	116.00
21	A2	1203	G	C1'-O4'-C4'	-6.43	104.76	109.90
17	AO	23	TRP	CE3-CZ3-CH2	-6.43	114.13	121.20
35	BL	58	LEU	O-C-N	6.43	134.12	123.20
59	BM	96	LEU	CB-CG-CD1	6.43	121.92	111.00
67	B1	400	U	O4'-C1'-N1	6.43	113.34	108.20
67	B1	1614	U	C5'-C4'-C3'	-6.43	105.72	116.00
67	B1	2314	U	C1'-O4'-C4'	6.43	115.04	109.90
67	B1	2655	C	N1-C1'-C2'	6.43	122.35	114.00
21	A2	1015	C	O4'-C1'-N1	6.42	113.34	108.20

*Continued on next page...*

*Continued from previous page...*

Mol	Chain	Res	Type	Atoms	Z	Observed(°)	Ideal(°)
21	A2	1314	C	C3'-C2'-C1'	6.42	106.64	101.50
67	B1	819	U	C5'-C4'-O4'	6.42	116.81	109.10
67	B1	1884	C	C3'-C2'-C1'	6.42	106.64	101.50
21	A2	1409	G	P-O3'-C3'	6.42	127.41	119.70
21	A2	926	C	C3'-C2'-C1'	6.42	106.64	101.50
67	B1	150	G	O4'-C1'-N9	6.42	113.34	108.20
67	B1	188	A	O4'-C1'-N9	6.42	113.34	108.20
21	A2	481	C	N1-C1'-C2'	6.42	122.35	114.00
21	A2	761	U	O4'-C1'-N1	6.42	113.34	108.20
67	B1	1450	C	O4'-C1'-N1	6.42	113.34	108.20
68	B3	15	G	O4'-C1'-C2'	6.42	113.38	107.60
21	A2	511	C	P-O3'-C3'	6.42	127.40	119.70
21	A2	1250	C	O4'-C1'-C2'	-6.42	99.38	105.80
53	BD	83	VAL	CA-C-N	-6.42	99.13	117.10
67	B1	586	A	C4-C5-C6	6.42	120.21	117.00
67	B1	598	C	O4'-C1'-C2'	-6.42	99.38	105.80
67	B1	1043	U	N1-C1'-C2'	-6.42	104.94	112.00
67	B1	1710	C	O4'-C1'-N1	6.42	113.34	108.20
67	B1	2396	G	O4'-C1'-C2'	-6.42	99.38	105.80
67	B1	2662	G	C4'-C3'-C2'	-6.42	96.18	102.60
67	B1	2813	G	O4'-C4'-C3'	-6.42	97.58	104.00
67	B1	3012	C	C3'-C2'-C1'	6.42	106.63	101.50
6	AC	114	TYR	CB-CG-CD2	6.42	124.85	121.00
25	AH	47	THR	N-CA-C	6.42	128.33	111.00
67	B1	1734	G	C5'-C4'-C3'	-6.42	105.73	116.00
67	B1	2925	C	C1'-O4'-C4'	-6.42	104.77	109.90
62	BN	6	ALA	N-CA-CB	6.42	119.08	110.10
21	A2	1050	G	O4'-C1'-C2'	6.41	113.37	107.60
21	A2	1468	A	O4'-C1'-C2'	-6.41	99.39	105.80
35	BL	47	TRP	CB-CG-CD2	-6.41	118.26	126.60
51	Bj	40	PHE	CB-CG-CD1	6.41	125.29	120.80
60	BS	78	PHE	CG-CD2-CE2	6.41	127.86	120.80
67	B1	1054	A	O4'-C1'-C2'	6.41	113.37	107.60
2	AK	26	VAL	CA-CB-CG1	-6.41	101.28	110.90
21	A2	864	G	O4'-C1'-N9	6.41	113.33	108.20
67	B1	2090	A	C3'-C2'-C1'	6.41	106.63	101.50
68	B3	84	U	C5'-C4'-O4'	6.41	116.80	109.10
37	BU	72	LYS	CA-CB-CG	6.41	127.50	113.40
42	BT	85	LEU	N-CA-C	-6.41	93.69	111.00
67	B1	335	C	N1-C1'-C2'	6.41	122.33	114.00
67	B1	589	G	C5-C6-O6	-6.41	124.75	128.60
67	B1	1956	G	C1'-O4'-C4'	-6.41	104.77	109.90

*Continued on next page...*

*Continued from previous page...*

Mol	Chain	Res	Type	Atoms	Z	Observed(°)	Ideal(°)
67	B1	1976	C	P-O5'-C5'	6.41	131.16	120.90
67	B1	2988	A	N9-C1'-C2'	-6.41	104.95	112.00
16	AJ	91	ARG	NE-CZ-NH2	6.41	123.50	120.30
46	BA	127	PRO	N-CA-CB	-6.41	95.55	102.60
67	B1	1787	U	C3'-C2'-C1'	6.41	106.63	101.50
21	A2	450	A	C4-C5-C6	6.41	120.20	117.00
21	A2	1033	G	O4'-C1'-N9	6.41	113.32	108.20
24	AA	115	TYR	CB-CG-CD1	6.41	124.84	121.00
67	B1	443	C	O4'-C4'-C3'	-6.41	97.59	104.00
67	B1	1867	C	O4'-C1'-C2'	-6.41	99.39	105.80
67	B1	2358	U	C5'-C4'-O4'	6.41	116.79	109.10
68	B3	73	U	C1'-O4'-C4'	-6.41	104.78	109.90
67	B1	225	C	O4'-C1'-C2'	-6.40	99.40	105.80
67	B1	948	C	C4'-C3'-C2'	-6.40	96.20	102.60
21	A2	750	C	O4'-C1'-C2'	-6.40	99.40	105.80
21	A2	1252	C	P-O5'-C5'	6.40	131.14	120.90
67	B1	913	G	N9-C1'-C2'	6.40	122.32	114.00
67	B1	1748	C	C1'-O4'-C4'	6.40	115.02	109.90
67	B1	1972	C	O4'-C1'-N1	6.40	113.32	108.20
1	AQ	118	SER	O-C-N	6.40	132.94	122.70
21	A2	589	U	C1'-O4'-C4'	6.40	115.02	109.90
67	B1	1018	G	C5-C6-O6	-6.40	124.76	128.60
67	B1	1540	A	P-O3'-C3'	6.40	127.38	119.70
6	AC	5	ARG	NE-CZ-NH2	-6.40	117.10	120.30
68	B3	71	G	O4'-C1'-C2'	6.40	113.36	107.60
21	A2	295	G	O4'-C1'-C2'	-6.40	99.40	105.80
25	AH	95	SER	C-N-CA	6.40	137.69	121.70
67	B1	214	C	C3'-C2'-C1'	6.40	106.62	101.50
67	B1	904	G	N9-C1'-C2'	-6.40	104.96	112.00
67	B1	1943	C	C1'-O4'-C4'	6.40	115.02	109.90
21	A2	561	A	C4'-C3'-C2'	-6.40	96.20	102.60
21	A2	1197	C	C3'-C2'-C1'	6.40	106.62	101.50
21	A2	811	G	O4'-C1'-C2'	-6.39	99.41	105.80
21	A2	847	A	N9-C1'-C2'	6.39	122.31	114.00
21	A2	1281	U	N1-C1'-C2'	6.39	122.31	114.00
25	AH	87	ARG	CD-NE-CZ	-6.39	114.65	123.60
57	BZ	99	ARG	NE-CZ-NH1	-6.39	117.10	120.30
67	B1	209	G	P-O3'-C3'	6.39	127.37	119.70
67	B1	2166	C	O4'-C1'-N1	6.39	113.31	108.20
45	Bi	16	ARG	NE-CZ-NH1	6.39	123.50	120.30
67	B1	1219	C	C3'-C2'-C1'	6.39	106.61	101.50
67	B1	1280	C	C3'-C2'-C1'	6.39	106.61	101.50

*Continued on next page...*

*Continued from previous page...*

Mol	Chain	Res	Type	Atoms	Z	Observed(°)	Ideal(°)
67	B1	2353	C	O4'-C1'-C2'	-6.39	99.41	105.80
67	B1	2926	G	O4'-C4'-C3'	-6.39	97.61	104.00
67	B1	2958	U	N1-C1'-C2'	-6.39	104.97	112.00
67	B1	3032	C	O4'-C1'-C2'	-6.39	99.41	105.80
67	B1	17	C	O4'-C1'-C2'	-6.39	99.41	105.80
21	A2	629	U	C5'-C4'-O4'	6.39	116.77	109.10
21	A2	1483	U	C1'-O4'-C4'	6.39	115.01	109.90
34	BK	61	ASP	CB-CG-OD2	-6.39	112.55	118.30
67	B1	1633	A	O4'-C1'-N9	6.39	113.31	108.20
67	B1	2341	G	N9-C1'-C2'	-6.39	104.97	112.00
17	AO	132	ARG	NE-CZ-NH1	-6.39	117.11	120.30
21	A2	158	U	C5'-C4'-C3'	-6.39	105.78	116.00
67	B1	1937	A	C5'-C4'-O4'	6.39	116.77	109.10
67	B1	2502	C	N1-C1'-C2'	6.39	122.30	114.00
21	A2	167	G	C5'-C4'-C3'	-6.39	105.78	116.00
21	A2	1338	C	O4'-C1'-C2'	-6.39	99.41	105.80
48	BR	23	ARG	NE-CZ-NH1	6.39	123.49	120.30
51	Bj	13	PHE	CB-CG-CD1	-6.39	116.33	120.80
67	B1	1367	A	C2'-C3'-O3'	6.39	123.92	113.70
67	B1	1410	A	C1'-O4'-C4'	-6.39	104.79	109.90
67	B1	2153	C	OP1-P-OP2	-6.39	110.02	119.60
67	B1	2959	A	C1'-O4'-C4'	-6.39	104.79	109.90
68	B3	92	G	C1'-O4'-C4'	-6.39	104.79	109.90
27	A0	2	C	C3'-C2'-C1'	6.38	106.61	101.50
67	B1	590	A	C4-C5-C6	6.38	120.19	117.00
67	B1	802	G	C3'-C2'-C1'	6.38	106.61	101.50
67	B1	884	C	C1'-O4'-C4'	-6.38	104.79	109.90
67	B1	998	G	C1'-O4'-C4'	6.38	115.01	109.90
67	B1	1735	G	O4'-C1'-N9	6.38	113.31	108.20
67	B1	2687	A	N9-C1'-C2'	-6.38	104.98	112.00
67	B1	415	U	O4'-C4'-C3'	-6.38	97.62	104.00
67	B1	1013	G	O4'-C1'-N9	6.38	113.31	108.20
21	A2	1006	C	O4'-C1'-C2'	-6.38	99.42	105.80
67	B1	324	C	O3'-P-O5'	6.38	116.12	104.00
67	B1	1576	C	N1-C1'-C2'	6.38	122.30	114.00
67	B1	1590	C	OP1-P-OP2	-6.38	110.03	119.60
67	B1	2537	G	N9-C1'-C2'	6.38	122.30	114.00
21	A2	853	G	O4'-C1'-N9	6.38	113.30	108.20
21	A2	1239	A	P-O3'-C3'	-6.38	112.04	119.70
41	Ba	8	GLU	N-CA-CB	6.38	122.08	110.60
67	B1	1846	G	C1'-O4'-C4'	-6.38	104.80	109.90
21	A2	1265	G	C1'-O4'-C4'	-6.38	104.80	109.90

*Continued on next page...*

*Continued from previous page...*

Mol	Chain	Res	Type	Atoms	Z	Observed(°)	Ideal(°)
67	B1	2177	A	C1'-O4'-C4'	-6.38	104.80	109.90
67	B1	2655	C	C1'-O4'-C4'	-6.38	104.80	109.90
67	B1	2727	C	C3'-C2'-C1'	6.38	106.60	101.50
19	AS	41	VAL	N-CA-C	-6.38	93.78	111.00
21	A2	200	G	C5'-C4'-C3'	6.38	126.20	116.00
21	A2	1204	C	P-O5'-C5'	6.38	131.10	120.90
21	A2	1348	C	N1-C1'-C2'	6.38	122.29	114.00
61	Bd	30	LYS	CB-CA-C	6.38	123.15	110.40
67	B1	490	C	O4'-C4'-C3'	-6.38	97.62	104.00
67	B1	1095	A	N9-C1'-C2'	6.38	122.29	114.00
67	B1	2253	G	O4'-C1'-C2'	-6.38	99.42	105.80
67	B1	2287	C	C3'-C2'-C1'	-6.38	96.40	101.50
68	B3	68	C	O4'-C1'-N1	6.38	113.30	108.20
67	B1	587	A	C4-C5-C6	6.38	120.19	117.00
67	B1	1338	G	C1'-O4'-C4'	-6.38	104.80	109.90
11	A1	59	A	C3'-C2'-C1'	-6.37	96.40	101.50
21	A2	1133	C	P-O3'-C3'	-6.37	112.05	119.70
27	A0	73	G	C3'-C2'-C1'	-6.37	96.40	101.50
67	B1	1436	A	O4'-C4'-C3'	-6.37	97.63	104.00
21	A2	468	G	C4'-C3'-C2'	-6.37	96.23	102.60
21	A2	471	G	O4'-C1'-N9	6.37	113.30	108.20
21	A2	601	G	OP1-P-OP2	-6.37	110.04	119.60
21	A2	1105	C	N1-C1'-C2'	6.37	122.28	114.00
34	B5	61	ASP	CB-CG-OD2	-6.37	112.56	118.30
67	B1	776	G	C1'-O4'-C4'	6.37	115.00	109.90
67	B1	1155	A	C1'-O4'-C4'	6.37	115.00	109.90
67	B1	1708	U	P-O3'-C3'	6.37	127.34	119.70
11	A1	33	C	C1'-O4'-C4'	6.37	115.00	109.90
23	AT	82	TYR	CB-CG-CD1	-6.37	117.18	121.00
67	B1	2838	U	C1'-O4'-C4'	-6.37	104.80	109.90
67	B1	2334	G	P-O5'-C5'	-6.37	110.71	120.90
67	B1	3024	C	N1-C1'-C2'	6.37	122.28	114.00
7	AB	46	ARG	NE-CZ-NH2	6.37	123.48	120.30
21	A2	287	G	N9-C1'-C2'	-6.37	105.00	112.00
46	BA	23	ASN	O-C-N	-6.37	112.51	122.70
67	B1	742	C	N1-C1'-C2'	6.37	122.28	114.00
21	A2	184	G	N9-C1'-C2'	-6.37	105.00	112.00
21	A2	1312	C	OP1-P-OP2	-6.37	110.05	119.60
40	BE	153	ARG	NE-CZ-NH2	-6.37	117.12	120.30
67	B1	2483	U	C4'-C3'-C2'	-6.37	96.23	102.60
21	A2	1418	G	O4'-C1'-N9	6.36	113.29	108.20
27	A0	20	U	O4'-C1'-C2'	-6.36	99.44	105.80

*Continued on next page...*

*Continued from previous page...*

Mol	Chain	Res	Type	Atoms	Z	Observed(°)	Ideal(°)
33	BC	334	ARG	N-CA-CB	6.36	122.06	110.60
67	B1	1683	C	O4'-C1'-N1	6.36	113.29	108.20
67	B1	2751	C	P-O3'-C3'	6.36	127.33	119.70
67	B1	610	C	C3'-C2'-C1'	6.36	106.59	101.50
67	B1	1644	G	O4'-C1'-N9	6.36	113.29	108.20
67	B1	2617	G	N9-C1'-C2'	6.36	122.27	114.00
67	B1	791	C	O4'-C1'-N1	6.36	113.29	108.20
67	B1	1271	G	N9-C1'-C2'	6.36	122.27	114.00
67	B1	1552	C	P-O3'-C3'	6.36	127.33	119.70
67	B1	2731	C	C5'-C4'-O4'	6.36	116.73	109.10
21	A2	526	A	C3'-C2'-C1'	6.36	106.59	101.50
21	A2	572	U	O4'-C1'-N1	6.36	113.29	108.20
48	BR	7	SER	N-CA-CB	6.36	120.04	110.50
67	B1	1998	G	N9-C1'-C2'	-6.36	105.00	112.00
67	B1	2740	G	C5-C6-O6	-6.36	124.78	128.60
53	BD	26	PHE	CB-CG-CD1	-6.36	116.35	120.80
28	B6	60	PHE	CB-CG-CD1	6.36	125.25	120.80
67	B1	716	U	O4'-C1'-C2'	-6.36	99.44	105.80
67	B1	1793	G	N9-C1'-C2'	6.36	122.26	114.00
67	B1	1933	U	N1-C1'-C2'	6.36	122.26	114.00
67	B1	2144	U	N1-C1'-C2'	-6.36	105.01	112.00
8	AR	46	THR	CA-CB-CG2	-6.36	103.50	112.40
21	A2	1050	G	C3'-C2'-C1'	-6.36	96.42	101.50
67	B1	392	G	N9-C1'-C2'	6.35	122.26	114.00
67	B1	1471	G	C1'-O4'-C4'	-6.35	104.82	109.90
67	B1	1645	U	O4'-C1'-C2'	-6.35	99.45	105.80
67	B1	2868	C	N1-C1'-C2'	6.35	122.26	114.00
6	AC	126	ARG	CD-NE-CZ	6.35	132.49	123.60
21	A2	1045	A	P-O5'-C5'	-6.35	110.74	120.90
39	Be	42	ARG	NE-CZ-NH1	6.35	123.48	120.30
47	BI	107	PHE	CB-CG-CD1	-6.35	116.35	120.80
67	B1	1614	U	C1'-O4'-C4'	-6.35	104.82	109.90
67	B1	2457	C	O4'-C1'-N1	6.35	113.28	108.20
67	B1	1250	A	C5'-C4'-O4'	6.35	116.72	109.10
67	B1	2783	C	N1-C1'-C2'	6.35	122.26	114.00
21	A2	646	U	O5'-P-OP1	-6.35	99.98	105.70
21	A2	1426	C	O4'-C1'-N1	6.35	113.28	108.20
63	Bg	34	CYS	CA-C-N	6.35	128.90	116.20
67	B1	1274	G	C1'-O4'-C4'	-6.35	104.82	109.90
67	B1	2263	G	O4'-C1'-C2'	-6.35	99.45	105.80
68	B3	2	G	C1'-O4'-C4'	6.35	114.98	109.90
4	AG	99	LYS	CA-CB-CG	6.35	127.36	113.40

*Continued on next page...*



*Continued from previous page...*

Mol	Chain	Res	Type	Atoms	Z	Observed(°)	Ideal(°)
19	AS	14	ARG	NE-CZ-NH1	6.35	123.47	120.30
21	A2	272	C	N1-C1'-C2'	6.35	122.25	114.00
21	A2	749	C	N1-C1'-C2'	6.35	122.25	114.00
33	BC	69	PRO	N-CA-CB	6.35	110.92	103.30
67	B1	170	A	O4'-C1'-C2'	-6.35	99.45	105.80
67	B1	927	G	O4'-C1'-C2'	-6.35	99.45	105.80
67	B1	2206	G	P-O3'-C3'	-6.35	112.08	119.70
67	B1	2961	A	N9-C1'-C2'	-6.35	105.02	112.00
11	A1	36	A	C5'-C4'-O4'	6.34	116.71	109.10
35	BL	37	ALA	N-CA-CB	6.34	118.98	110.10
67	B1	1035	G	P-O5'-C5'	6.34	131.05	120.90
67	B1	1553	G	O3'-P-O5'	-6.34	91.95	104.00
67	B1	1907	G	N9-C1'-C2'	6.34	122.25	114.00
21	A2	211	G	N9-C1'-C2'	6.34	122.25	114.00
21	A2	692	G	O4'-C1'-C2'	6.34	113.31	107.60
21	A2	1392	G	P-O3'-C3'	6.34	127.31	119.70
67	B1	547	C	O4'-C1'-C2'	-6.34	99.46	105.80
67	B1	1165	C	N1-C1'-C2'	-6.34	105.02	112.00
10	AD	99	ASP	CB-CG-OD2	-6.34	112.59	118.30
21	A2	1271	G	N9-C1'-C2'	6.34	122.25	114.00
49	BQ	125	ILE	CB-CA-C	6.34	124.28	111.60
67	B1	297	G	O4'-C1'-C2'	-6.34	99.46	105.80
67	B1	492	A	N9-C1'-C2'	-6.34	105.03	112.00
67	B1	498	U	N1-C1'-C2'	6.34	122.24	114.00
67	B1	1628	C	C5'-C4'-O4'	6.34	116.71	109.10
67	B1	2351	G	C3'-C2'-C1'	-6.34	96.43	101.50
67	B1	2672	A	O4'-C1'-C2'	-6.34	99.46	105.80
21	A2	1066	C	C1'-O4'-C4'	-6.34	104.83	109.90
21	A2	1088	U	OP2-P-O3'	6.34	119.15	105.20
21	A2	1411	G	O4'-C1'-C2'	-6.34	99.46	105.80
67	B1	159	C	P-O5'-C5'	6.34	131.04	120.90
67	B1	568	A	C1'-O4'-C4'	-6.34	104.83	109.90
67	B1	721	G	O4'-C1'-C2'	-6.34	99.46	105.80
67	B1	2143	C	N1-C1'-C2'	6.34	122.24	114.00
67	B1	2698	G	N9-C1'-C2'	-6.34	105.03	112.00
68	B3	56	C	N1-C1'-C2'	6.34	122.24	114.00
68	B3	37	U	C4'-C3'-C2'	-6.34	96.26	102.60
13	AX	7	TYR	N-CA-CB	-6.34	99.19	110.60
21	A2	248	U	P-O5'-C5'	-6.34	110.76	120.90
21	A2	542	G	O4'-C1'-C2'	6.34	113.30	107.60
67	B1	314	A	C5'-C4'-O4'	6.34	116.70	109.10
67	B1	561	C	O4'-C1'-N1	6.34	113.27	108.20

*Continued on next page...*

*Continued from previous page...*

Mol	Chain	Res	Type	Atoms	Z	Observed(°)	Ideal(°)
67	B1	970	G	O4'-C1'-N9	6.34	113.27	108.20
21	A2	882	C	C3'-C2'-C1'	6.33	106.57	101.50
47	BI	46	PHE	CB-CG-CD1	-6.33	116.37	120.80
67	B1	2424	A	O4'-C1'-C2'	-6.33	99.47	105.80
21	A2	94	C	C1'-O4'-C4'	-6.33	104.83	109.90
21	A2	1304	C	O4'-C1'-N1	6.33	113.27	108.20
49	BQ	107	ARG	NE-CZ-NH2	-6.33	117.13	120.30
67	B1	112	U	C1'-O4'-C4'	-6.33	104.83	109.90
67	B1	160	C	C3'-C2'-C1'	6.33	106.57	101.50
67	B1	806	C	N1-C1'-C2'	6.33	122.23	114.00
67	B1	827	G	O4'-C1'-N9	6.33	113.27	108.20
67	B1	1254	C	C1'-O4'-C4'	6.33	114.97	109.90
67	B1	2804	C	O4'-C1'-N1	6.33	113.27	108.20
68	B3	55	G	O4'-C1'-C2'	6.33	113.30	107.60
27	A0	65	G	C3'-C2'-C1'	6.33	106.56	101.50
67	B1	1666	G	C4'-C3'-C2'	-6.33	96.27	102.60
67	B1	2021	G	O4'-C1'-C2'	6.33	113.30	107.60
67	B1	2502	C	O4'-C1'-N1	6.33	113.27	108.20
67	B1	2931	G	O4'-C1'-N9	6.33	113.27	108.20
21	A2	88	G	P-O5'-C5'	6.33	131.03	120.90
21	A2	732	G	P-O5'-C5'	6.33	131.03	120.90
67	B1	18	C	P-O3'-C3'	-6.33	112.11	119.70
67	B1	1094	U	O4'-C1'-N1	6.33	113.26	108.20
67	B1	2199	U	P-O3'-C3'	-6.33	112.11	119.70
67	B1	2328	G	P-O3'-C3'	-6.33	112.11	119.70
67	B1	2877	A	O4'-C1'-C2'	6.33	113.30	107.60
36	Bf	44	TRP	CA-CB-CG	6.33	125.72	113.70
67	B1	2558	U	O4'-C1'-N1	6.33	113.26	108.20
67	B1	2766	C	O4'-C1'-N1	6.33	113.26	108.20
21	A2	141	C	C3'-C2'-C1'	6.33	106.56	101.50
21	A2	840	C	P-O3'-C3'	-6.33	112.11	119.70
67	B1	518	A	O4'-C1'-C2'	-6.33	99.47	105.80
67	B1	1262	C	C3'-C2'-C1'	6.33	106.56	101.50
67	B1	2662	G	OP1-P-OP2	-6.33	110.11	119.60
21	A2	1073	C	N1-C1'-C2'	6.32	122.22	114.00
21	A2	1203	G	C4'-C3'-C2'	-6.32	96.28	102.60
21	A2	1419	G	O4'-C4'-C3'	-6.32	97.68	104.00
43	Bk	165	ALA	CB-CA-C	-6.32	100.61	110.10
67	B1	1584	G	P-O5'-C5'	6.32	131.02	120.90
67	B1	1049	U	C1'-O4'-C4'	6.32	114.96	109.90
67	B1	1964	G	C5'-C4'-C3'	-6.32	105.89	116.00
67	B1	2450	A	C2'-C3'-O3'	6.32	123.81	113.70

*Continued on next page...*

*Continued from previous page...*

Mol	Chain	Res	Type	Atoms	Z	Observed(°)	Ideal(°)
1	AQ	130	ARG	NE-CZ-NH1	6.32	123.46	120.30
67	B1	915	G	C1'-O4'-C4'	-6.32	104.84	109.90
67	B1	987	G	O4'-C1'-N9	6.32	113.26	108.20
68	B3	45	C	N1-C1'-C2'	-6.32	105.05	112.00
68	B3	69	C	O4'-C4'-C3'	-6.32	97.68	104.00
21	A2	1254	C	O4'-C1'-C2'	-6.32	99.48	105.80
67	B1	1580	G	C1'-O4'-C4'	-6.32	104.84	109.90
4	AG	55	PHE	CA-C-N	6.32	134.79	117.10
7	AB	28	MET	CG-SD-CE	-6.32	90.09	100.20
21	A2	354	G	C1'-O4'-C4'	-6.32	104.85	109.90
21	A2	1415	U	O4'-C4'-C3'	-6.32	97.68	104.00
67	B1	2697	G	C1'-O4'-C4'	6.32	114.95	109.90
67	B1	172	C	C1'-O4'-C4'	-6.32	104.85	109.90
67	B1	997	A	C3'-C2'-C1'	6.32	106.55	101.50
67	B1	2210	G	O4'-C1'-N9	6.32	113.25	108.20
67	B1	2683	G	C1'-O4'-C4'	-6.32	104.85	109.90
67	B1	2725	U	O4'-C1'-C2'	-6.32	99.48	105.80
68	B3	91	G	P-O5'-C5'	6.32	131.00	120.90
21	A2	152	G	P-O5'-C5'	-6.31	110.80	120.90
67	B1	296	G	O4'-C1'-N9	6.31	113.25	108.20
67	B1	406	G	C5'-C4'-O4'	6.31	116.68	109.10
67	B1	815	U	C1'-O4'-C4'	6.31	114.95	109.90
67	B1	2493	A	O4'-C1'-C2'	6.31	113.28	107.60
20	A3	108	ARG	NE-CZ-NH2	6.31	123.46	120.30
67	B1	793	C	O4'-C1'-N1	6.31	113.25	108.20
67	B1	1143	A	C4'-C3'-C2'	6.31	108.91	102.60
21	A2	1435	G	N9-C1'-C2'	6.31	122.20	114.00
67	B1	3004	C	P-O5'-C5'	6.31	131.00	120.90
17	AO	132	ARG	NE-CZ-NH2	6.31	123.45	120.30
21	A2	289	C	C5'-C4'-O4'	6.31	116.67	109.10
29	AL	56	GLU	N-CA-CB	-6.31	99.24	110.60
49	BQ	6	MET	CB-CA-C	6.31	123.02	110.40
67	B1	441	A	P-O3'-C3'	-6.31	112.13	119.70
67	B1	459	C	C1'-O4'-C4'	6.31	114.95	109.90
67	B1	2042	A	N9-C1'-C2'	-6.31	105.06	112.00
68	B3	19	G	P-O5'-C5'	6.31	131.00	120.90
11	A1	3	G	C1'-O4'-C4'	6.31	114.95	109.90
21	A2	877	A	C4'-C3'-C2'	-6.31	96.29	102.60
21	A2	1458	A	O4'-C1'-N9	6.31	113.25	108.20
67	B1	190	C	C1'-O4'-C4'	-6.31	104.85	109.90
67	B1	1849	A	C4'-C3'-C2'	-6.31	96.29	102.60
67	B1	2287	C	C4'-C3'-C2'	-6.31	96.29	102.60

*Continued on next page...*

*Continued from previous page...*

Mol	Chain	Res	Type	Atoms	Z	Observed(°)	Ideal(°)
67	B1	2405	U	C5'-C4'-C3'	-6.31	105.91	116.00
21	A2	527	A	C5'-C4'-C3'	6.30	126.09	116.00
21	A2	660	C	P-O3'-C3'	6.30	127.27	119.70
57	BZ	84	ALA	N-CA-CB	6.30	118.93	110.10
67	B1	12	C	O4'-C1'-C2'	-6.30	99.50	105.80
67	B1	856	A	O4'-C1'-C2'	-6.30	99.50	105.80
67	B1	2486	A	C1'-O4'-C4'	6.30	114.94	109.90
67	B1	2610	C	O4'-C4'-C3'	-6.30	97.69	104.00
67	B1	2649	A	C1'-O4'-C4'	-6.30	104.86	109.90
67	B1	2683	G	O4'-C1'-N9	6.30	113.24	108.20
21	A2	827	G	N9-C1'-C2'	6.30	122.19	114.00
43	Bk	54	VAL	CB-CA-C	-6.30	99.42	111.40
67	B1	1456	U	P-O5'-C5'	-6.30	110.82	120.90
67	B1	2272	G	C4'-C3'-C2'	-6.30	96.30	102.60
21	A2	95	G	C1'-O4'-C4'	6.30	114.94	109.90
21	A2	1276	G	O4'-C1'-C2'	-6.30	99.50	105.80
21	A2	1388	G	C3'-C2'-C1'	6.30	106.54	101.50
67	B1	205	A	O4'-C1'-N9	6.30	113.24	108.20
67	B1	980	G	P-O5'-C5'	6.30	130.98	120.90
67	B1	2969	G	O4'-C1'-N9	-6.30	103.16	108.20
21	A2	375	G	O4'-C1'-N9	6.30	113.24	108.20
21	A2	908	G	N9-C1'-C2'	6.30	122.19	114.00
21	A2	1231	G	O4'-C1'-N9	6.30	113.24	108.20
40	BE	155	ARG	NE-CZ-NH1	-6.30	117.15	120.30
67	B1	1271	G	O4'-C1'-N9	-6.30	103.16	108.20
67	B1	1668	G	O4'-C1'-N9	6.30	113.24	108.20
68	B3	100	A	C4'-C3'-C2'	6.30	108.90	102.60
67	B1	726	G	C3'-C2'-C1'	-6.30	96.46	101.50
67	B1	2936	U	C3'-C2'-C1'	-6.30	96.46	101.50
21	A2	153	G	P-O3'-C3'	-6.30	112.14	119.70
21	A2	402	G	C4'-C3'-C2'	-6.30	96.30	102.60
21	A2	523	C	N1-C1'-C2'	6.30	122.19	114.00
21	A2	1158	G	N9-C1'-C2'	-6.30	105.07	112.00
67	B1	839	A	C3'-C2'-C1'	6.30	106.54	101.50
67	B1	1420	U	C1'-O4'-C4'	6.30	114.94	109.90
67	B1	1873	G	O4'-C1'-N9	6.30	113.24	108.20
21	A2	1151	A	C3'-C2'-C1'	6.29	106.54	101.50
67	B1	216	A	C4'-C3'-C2'	-6.29	96.31	102.60
67	B1	548	U	OP1-P-OP2	-6.29	110.16	119.60
67	B1	1642	G	C4'-C3'-C2'	-6.29	96.31	102.60
67	B1	2371	A	C3'-C2'-C1'	-6.29	96.46	101.50
21	A2	756	A	O4'-C1'-C2'	-6.29	99.51	105.80

*Continued on next page...*

*Continued from previous page...*

Mol	Chain	Res	Type	Atoms	Z	Observed(°)	Ideal(°)
21	A2	865	A	O4'-C1'-N9	6.29	113.23	108.20
67	B1	34	C	P-O3'-C3'	6.29	127.25	119.70
67	B1	487	U	C1'-O4'-C4'	6.29	114.94	109.90
67	B1	606	A	C4'-C3'-C2'	-6.29	96.31	102.60
67	B1	1802	G	O4'-C1'-N9	6.29	113.23	108.20
67	B1	1929	C	C5'-C4'-O4'	6.29	116.65	109.10
67	B1	2647	G	C1'-O4'-C4'	-6.29	104.87	109.90
21	A2	1	A	C1'-O4'-C4'	6.29	114.93	109.90
21	A2	199	A	C4'-C3'-C2'	6.29	108.89	102.60
21	A2	913	G	C1'-O4'-C4'	-6.29	104.87	109.90
35	BL	47	TRP	O-C-N	-6.29	112.63	122.70
67	B1	1455	U	P-O5'-C5'	-6.29	110.83	120.90
67	B1	2094	A	P-O3'-C3'	6.29	127.25	119.70
67	B1	2998	G	C3'-C2'-C1'	-6.29	96.47	101.50
67	B1	396	G	O4'-C1'-N9	6.29	113.23	108.20
67	B1	1256	G	O4'-C1'-C2'	6.29	113.26	107.60
21	A2	488	A	O4'-C1'-C2'	-6.29	99.51	105.80
21	A2	868	C	C1'-O4'-C4'	6.29	114.93	109.90
21	A2	975	A	C1'-O4'-C4'	6.29	114.93	109.90
21	A2	1239	A	C3'-C2'-C1'	6.29	106.53	101.50
53	BD	22	PHE	CB-CG-CD1	-6.29	116.40	120.80
67	B1	2229	G	C1'-O4'-C4'	6.29	114.93	109.90
67	B1	2501	G	P-O3'-C3'	6.29	127.25	119.70
21	A2	740	G	N9-C1'-C2'	-6.29	105.08	112.00
21	A2	1053	A	C4'-C3'-C2'	6.29	108.89	102.60
67	B1	1722	G	O4'-C1'-N9	-6.29	103.17	108.20
21	A2	3	U	O4'-C1'-N1	6.29	113.23	108.20
21	A2	1056	G	O4'-C1'-C2'	6.29	113.26	107.60
48	BR	12	THR	CA-CB-CG2	-6.29	103.60	112.40
67	B1	1621	G	O5'-P-OP2	-6.29	100.04	105.70
67	B1	2454	G	O4'-C1'-N9	6.29	113.23	108.20
48	BR	97	LYS	N-CA-CB	6.28	121.91	110.60
67	B1	1087	G	N9-C1'-C2'	-6.28	105.09	112.00
67	B1	1648	C	O4'-C1'-N1	6.28	113.23	108.20
67	B1	2079	U	P-O3'-C3'	-6.28	112.16	119.70
67	B1	2748	C	N3-C4-N4	6.28	122.40	118.00
21	A2	713	A	O4'-C4'-C3'	-6.28	97.72	104.00
21	A2	1166	G	C1'-O4'-C4'	-6.28	104.88	109.90
21	A2	1460	G	C2'-C3'-O3'	6.28	123.75	113.70
67	B1	898	G	O4'-C1'-N9	-6.28	103.17	108.20
67	B1	1104	A	O4'-C1'-N9	6.28	113.22	108.20
67	B1	2606	C	O4'-C1'-N1	6.28	113.22	108.20

*Continued on next page...*

*Continued from previous page...*

Mol	Chain	Res	Type	Atoms	Z	Observed(°)	Ideal(°)
67	B1	81	G	C1'-O4'-C4'	-6.28	104.88	109.90
67	B1	1229	U	O4'-C1'-N1	-6.28	103.18	108.20
21	A2	549	A	C5'-C4'-O4'	6.28	116.63	109.10
27	A0	76	A	C4'-C3'-C2'	-6.28	96.32	102.60
67	B1	323	U	P-O5'-C5'	-6.28	110.86	120.90
67	B1	350	A	N9-C1'-C2'	-6.28	105.09	112.00
67	B1	1550	C	O3'-P-O5'	-6.28	92.07	104.00
67	B1	1880	A	C4-C5-C6	6.28	120.14	117.00
67	B1	2422	G	C3'-C2'-C1'	-6.28	96.48	101.50
67	B1	2794	G	N9-C1'-C2'	-6.28	105.09	112.00
67	B1	2959	A	N9-C1'-C2'	6.28	122.16	114.00
21	A2	601	G	C1'-O4'-C4'	6.28	114.92	109.90
67	B1	1753	G	P-O3'-C3'	6.28	127.23	119.70
67	B1	2175	G	O4'-C1'-N9	6.28	113.22	108.20
67	B1	2578	C	C4'-C3'-C2'	-6.28	96.32	102.60
67	B1	2921	U	N1-C1'-C2'	-6.28	105.10	112.00
68	B3	59	C	C1'-O4'-C4'	-6.28	104.88	109.90
67	B1	1947	A	P-O3'-C3'	6.27	127.23	119.70
68	B3	8	C	O4'-C4'-C3'	6.27	111.12	106.10
12	AN	9	GLY	N-CA-C	-6.27	97.42	113.10
13	AX	39	ARG	NE-CZ-NH1	6.27	123.44	120.30
21	A2	71	C	O4'-C1'-C2'	-6.27	99.53	105.80
67	B1	44	C	P-O3'-C3'	6.27	127.23	119.70
67	B1	688	G	O4'-C1'-N9	-6.27	103.18	108.20
67	B1	1407	A	C2'-C3'-O3'	6.27	123.74	113.70
67	B1	1888	G	C3'-C2'-C1'	6.27	106.52	101.50
67	B1	1992	A	P-O3'-C3'	6.27	127.23	119.70
53	BD	22	PHE	CB-CG-CD2	6.27	125.19	120.80
67	B1	463	A	C3'-C2'-C1'	-6.27	96.48	101.50
35	BL	9	ARG	CA-C-N	-6.27	103.41	117.20
67	B1	1302	G	N9-C1'-C2'	6.27	122.15	114.00
67	B1	1769	G	C1'-O4'-C4'	-6.27	104.88	109.90
67	B1	2481	G	C1'-O4'-C4'	6.27	114.92	109.90
19	AS	47	ARG	NE-CZ-NH2	-6.27	117.17	120.30
21	A2	676	G	P-O3'-C3'	6.27	127.22	119.70
21	A2	681	G	P-O5'-C5'	-6.27	110.87	120.90
21	A2	1318	U	N1-C1'-C2'	6.27	122.15	114.00
67	B1	732	G	C3'-C2'-C1'	-6.27	96.49	101.50
67	B1	1923	A	O4'-C4'-C3'	6.27	111.11	106.10
21	A2	874	G	P-O3'-C3'	-6.27	112.18	119.70
67	B1	1615	G	P-O3'-C3'	6.27	127.22	119.70
68	B3	49	A	N9-C1'-C2'	-6.27	105.11	112.00

*Continued on next page...*

*Continued from previous page...*

Mol	Chain	Res	Type	Atoms	Z	Observed(°)	Ideal(°)
67	B1	1457	C	OP1-P-OP2	-6.26	110.20	119.60
67	B1	229	G	N9-C1'-C2'	6.26	122.14	114.00
67	B1	2718	G	C5'-C4'-C3'	-6.26	105.98	116.00
1	AQ	158	ARG	NE-CZ-NH2	-6.26	117.17	120.30
21	A2	72	C	O4'-C1'-C2'	-6.26	99.54	105.80
21	A2	560	A	C3'-C2'-C1'	6.26	106.51	101.50
43	Bk	42	ARG	CA-CB-CG	6.26	127.17	113.40
67	B1	333	A	P-O3'-C3'	6.26	127.22	119.70
67	B1	1017	A	C5-C6-N6	-6.26	118.69	123.70
67	B1	1139	C	O4'-C1'-N1	6.26	113.21	108.20
67	B1	1288	C	C3'-C2'-C1'	6.26	106.51	101.50
67	B1	3017	U	C1'-O4'-C4'	-6.26	104.89	109.90
67	B1	774	G	C3'-C2'-C1'	-6.26	96.49	101.50
67	B1	1695	G	P-O3'-C3'	6.26	127.21	119.70
67	B1	1816	C	N1-C1'-C2'	6.26	122.14	114.00
67	B1	2477	G	P-O3'-C3'	-6.26	112.19	119.70
67	B1	2950	G	N9-C1'-C2'	-6.26	105.11	112.00
21	A2	904	G	C3'-C2'-C1'	6.26	106.51	101.50
67	B1	723	A	O4'-C1'-C2'	-6.26	99.54	105.80
67	B1	2077	A	N9-C1'-C2'	-6.26	105.12	112.00
67	B1	2977	G	N9-C1'-C2'	6.26	122.14	114.00
21	A2	34	G	P-O3'-C3'	-6.26	112.19	119.70
21	A2	1307	G	C3'-C2'-C1'	6.26	106.51	101.50
67	B1	553	C	N1-C1'-C2'	6.26	122.13	114.00
67	B1	1248	C	P-O3'-C3'	-6.26	112.19	119.70
67	B1	1298	C	O4'-C1'-C2'	-6.26	99.54	105.80
67	B1	2348	G	C3'-C2'-C1'	-6.26	96.50	101.50
67	B1	2869	U	C4'-C3'-C2'	-6.26	96.34	102.60
67	B1	1481	G	N9-C1'-C2'	6.25	122.13	114.00
67	B1	2406	C	O4'-C1'-C2'	-6.25	99.55	105.80
7	AB	110	PHE	CB-CG-CD1	-6.25	116.42	120.80
11	A1	27	A	O4'-C4'-C3'	6.25	111.10	106.10
67	B1	784	C	O4'-C1'-C2'	-6.25	99.55	105.80
11	A1	57	C	C5'-C4'-O4'	6.25	116.60	109.10
21	A2	111	G	O3'-P-O5'	-6.25	92.12	104.00
40	BE	138	ASP	CB-CG-OD2	-6.25	112.67	118.30
67	B1	1183	U	O4'-C1'-N1	6.25	113.20	108.20
67	B1	1318	G	O4'-C1'-N9	6.25	113.20	108.20
67	B1	1823	A	C5'-C4'-C3'	-6.25	106.00	116.00
68	B3	96	C	C4'-C3'-C2'	-6.25	96.35	102.60
7	AB	200	VAL	CG1-CB-CG2	-6.25	100.90	110.90
11	A1	10	G	P-O3'-C3'	-6.25	112.20	119.70

*Continued on next page...*

*Continued from previous page...*

Mol	Chain	Res	Type	Atoms	Z	Observed(°)	Ideal(°)
17	AO	122	LEU	CB-CG-CD2	6.25	121.62	111.00
21	A2	739	G	P-O3'-C3'	-6.25	112.20	119.70
67	B1	2055	U	C3'-C2'-C1'	6.25	106.50	101.50
67	B1	2688	C	C5'-C4'-O4'	6.25	116.60	109.10
21	A2	726	A	C1'-O4'-C4'	-6.25	104.90	109.90
21	A2	1374	C	N1-C1'-C2'	6.25	122.12	114.00
59	BM	59	TYR	CB-CG-CD2	6.25	124.75	121.00
21	A2	66	G	N9-C1'-C2'	6.25	122.12	114.00
67	B1	1404	G	C5'-C4'-O4'	6.25	116.60	109.10
67	B1	2278	U	P-O3'-C3'	-6.25	112.20	119.70
21	A2	848	G	C4'-C3'-C2'	-6.25	96.36	102.60
52	BB	219	ARG	NE-CZ-NH1	6.25	123.42	120.30
67	B1	1820	C	C1'-O4'-C4'	-6.25	104.90	109.90
67	B1	2657	A	C1'-O4'-C4'	6.25	114.90	109.90
67	B1	2664	G	P-O3'-C3'	-6.25	112.20	119.70
20	A3	106	LYS	N-CA-CB	6.24	121.84	110.60
21	A2	1099	A	P-O3'-C3'	6.24	127.19	119.70
21	A2	1289	G	C4'-C3'-C2'	-6.24	96.36	102.60
67	B1	371	U	N1-C1'-C2'	6.24	122.12	114.00
67	B1	463	A	N9-C1'-C2'	6.24	122.12	114.00
67	B1	1408	G	C4'-C3'-C2'	-6.24	96.36	102.60
67	B1	1542	U	OP1-P-OP2	-6.24	110.24	119.60
67	B1	1969	C	P-O3'-C3'	6.24	127.19	119.70
21	A2	831	A	C3'-C2'-C1'	6.24	106.49	101.50
67	B1	1348	G	N9-C1'-C2'	-6.24	105.13	112.00
21	A2	581	G	P-O3'-C3'	6.24	127.19	119.70
41	Ba	24	ARG	NE-CZ-NH1	6.24	123.42	120.30
67	B1	2696	G	C1'-O4'-C4'	6.24	114.89	109.90
11	A1	10	G	C3'-C2'-C1'	-6.24	96.51	101.50
21	A2	1053	A	O4'-C1'-C2'	-6.24	99.56	105.80
59	BM	118	TRP	CG-CD2-CE3	-6.24	128.29	133.90
67	B1	1363	C	O4'-C1'-N1	6.24	113.19	108.20
67	B1	2958	U	O4'-C1'-C2'	-6.24	99.56	105.80
68	B3	58	C	N1-C1'-C2'	6.24	122.11	114.00
21	A2	671	C	P-O3'-C3'	-6.24	112.22	119.70
67	B1	1559	A	N9-C1'-C2'	6.24	122.11	114.00
67	B1	686	C	C3'-C2'-C1'	6.24	106.49	101.50
67	B1	719	C	C3'-C2'-C1'	6.24	106.49	101.50
67	B1	980	G	O4'-C1'-N9	-6.24	103.21	108.20
67	B1	1547	U	C3'-C2'-C1'	6.24	106.49	101.50
67	B1	2951	G	P-O3'-C3'	6.24	127.18	119.70
11	A1	38	G	O4'-C1'-C2'	-6.23	99.57	105.80

*Continued on next page...*



*Continued from previous page...*

Mol	Chain	Res	Type	Atoms	Z	Observed(°)	Ideal(°)
21	A2	1412	A	C3'-C2'-C1'	6.23	106.49	101.50
67	B1	204	G	C5'-C4'-C3'	-6.23	106.03	116.00
67	B1	393	C	C5'-C4'-O4'	-6.23	101.62	109.10
67	B1	2566	A	O4'-C1'-N9	6.23	113.19	108.20
67	B1	2586	A	OP1-P-OP2	-6.23	110.25	119.60
21	A2	604	C	C4'-C3'-C2'	-6.23	96.37	102.60
52	BB	162	VAL	CA-CB-CG2	-6.23	101.55	110.90
67	B1	450	G	C3'-C2'-C1'	6.23	106.48	101.50
67	B1	873	G	O4'-C1'-N9	6.23	113.18	108.20
25	AH	97	LYS	N-CA-CB	6.23	121.81	110.60
67	B1	332	A	C4-C5-C6	6.23	120.11	117.00
67	B1	866	G	P-O3'-C3'	6.23	127.17	119.70
67	B1	932	C	O4'-C1'-C2'	-6.23	99.57	105.80
67	B1	3003	A	C1'-O4'-C4'	6.23	114.88	109.90
15	AE	198	ARG	NH1-CZ-NH2	-6.23	112.55	119.40
21	A2	925	U	N1-C1'-C2'	6.23	122.09	114.00
21	A2	1012	C	C3'-C2'-C1'	6.23	106.48	101.50
52	BB	185	ARG	NE-CZ-NH1	-6.23	117.19	120.30
61	Bd	88	LEU	N-CA-CB	6.23	122.86	110.40
67	B1	1745	U	C1'-O4'-C4'	6.23	114.88	109.90
1	AQ	138	ARG	NE-CZ-NH2	-6.23	117.19	120.30
59	BM	64	VAL	N-CA-C	-6.23	94.19	111.00
67	B1	1056	C	O4'-C1'-C2'	-6.23	99.57	105.80
21	A2	810	G	O4'-C1'-N9	6.22	113.18	108.20
21	A2	993	C	O4'-C1'-N1	6.22	113.18	108.20
67	B1	2699	U	C3'-C2'-C1'	6.22	106.48	101.50
21	A2	791	G	O4'-C1'-N9	6.22	113.18	108.20
21	A2	1090	C	C3'-C2'-C1'	6.22	106.48	101.50
21	A2	1363	C	P-O5'-C5'	6.22	130.86	120.90
67	B1	325	G	O4'-C1'-C2'	-6.22	99.58	105.80
67	B1	774	G	O4'-C1'-N9	6.22	113.18	108.20
67	B1	839	A	O4'-C1'-C2'	-6.22	99.58	105.80
67	B1	1215	C	O4'-C1'-C2'	-6.22	99.58	105.80
21	A2	360	A	C3'-C2'-C1'	6.22	106.48	101.50
67	B1	1392	G	N9-C1'-C2'	6.22	122.09	114.00
67	B1	1480	G	C1'-O4'-C4'	6.22	114.88	109.90
67	B1	2764	G	O5'-P-OP2	-6.22	100.10	105.70
21	A2	576	C	O4'-C1'-N1	6.22	113.18	108.20
24	AA	16	LYS	O-C-N	6.22	132.65	122.70
65	BJ	129	ARG	NE-CZ-NH1	6.22	123.41	120.30
67	B1	234	G	O4'-C1'-C2'	6.22	113.20	107.60
67	B1	395	G	O4'-C1'-N9	6.22	113.18	108.20

*Continued on next page...*

*Continued from previous page...*

Mol	Chain	Res	Type	Atoms	Z	Observed(°)	Ideal(°)
1	AQ	80	ARG	NE-CZ-NH1	6.22	123.41	120.30
24	AA	76	GLN	N-CA-CB	6.22	121.79	110.60
67	B1	692	C	O4'-C1'-C2'	-6.22	99.58	105.80
67	B1	1856	G	N9-C1'-C2'	6.22	122.08	114.00
21	A2	664	G	N9-C1'-C2'	-6.22	105.16	112.00
67	B1	2766	C	O4'-C1'-C2'	6.22	113.19	107.60
7	AB	31	PHE	CB-CG-CD2	-6.21	116.45	120.80
21	A2	521	G	P-O3'-C3'	-6.21	112.24	119.70
67	B1	320	C	O4'-C1'-C2'	-6.21	99.58	105.80
67	B1	1837	A	C5'-C4'-O4'	6.21	116.56	109.10
67	B1	2490	C	C1'-O4'-C4'	-6.21	104.93	109.90
21	A2	913	G	O4'-C1'-C2'	6.21	113.19	107.60
27	A0	74	C	P-O3'-C3'	6.21	127.15	119.70
53	BD	162	LYS	N-CA-CB	6.21	121.78	110.60
67	B1	1009	G	C5-C6-O6	-6.21	124.87	128.60
67	B1	1014	U	O4'-C1'-N1	6.21	113.17	108.20
67	B1	1867	C	C3'-C2'-C1'	6.21	106.47	101.50
67	B1	2425	A	O4'-C1'-N9	-6.21	103.23	108.20
68	B3	36	U	P-O3'-C3'	6.21	127.15	119.70
21	A2	410	U	O4'-C4'-C3'	-6.21	97.79	104.00
21	A2	1260	G	O4'-C1'-C2'	6.21	113.19	107.60
51	Bj	50	PHE	CA-CB-CG	6.21	128.80	113.90
67	B1	1001	C	P-O5'-C5'	-6.21	110.96	120.90
67	B1	1795	C	C3'-C2'-C1'	6.21	106.47	101.50
67	B1	2296	A	P-O3'-C3'	6.21	127.15	119.70
67	B1	2494	A	P-O5'-C5'	-6.21	110.96	120.90
67	B1	2774	C	C3'-C2'-C1'	6.21	106.47	101.50
67	B1	728	A	N9-C1'-C2'	6.21	122.07	114.00
67	B1	939	A	C1'-O4'-C4'	6.21	114.87	109.90
67	B1	1658	A	C4-C5-C6	6.21	120.11	117.00
67	B1	2006	C	O4'-C1'-C2'	-6.21	99.59	105.80
67	B1	2277	G	C1'-O4'-C4'	6.21	114.87	109.90
67	B1	2425	A	C3'-C2'-C1'	6.21	106.47	101.50
67	B1	2738	G	P-O5'-C5'	-6.21	110.97	120.90
68	B3	1	C	P-O3'-C3'	-6.21	112.25	119.70
12	AN	24	ARG	NE-CZ-NH1	6.21	123.40	120.30
21	A2	1398	U	O4'-C1'-C2'	-6.21	99.59	105.80
32	BO	57	ARG	NE-CZ-NH2	6.21	123.40	120.30
67	B1	530	A	N9-C1'-C2'	-6.21	105.17	112.00
67	B1	1508	A	O4'-C1'-N9	6.21	113.16	108.20
67	B1	1813	A	O4'-C1'-N9	6.21	113.17	108.20
67	B1	2966	C	C1'-O4'-C4'	-6.21	104.94	109.90

*Continued on next page...*

*Continued from previous page...*

Mol	Chain	Res	Type	Atoms	Z	Observed(°)	Ideal(°)
21	A2	82	G	O4'-C1'-C2'	6.21	113.19	107.60
67	B1	1298	C	C3'-C2'-C1'	6.21	106.46	101.50
13	AX	39	ARG	NE-CZ-NH2	-6.20	117.20	120.30
14	AM	84	ARG	NE-CZ-NH2	6.20	123.40	120.30
21	A2	664	G	C4'-C3'-C2'	-6.20	96.40	102.60
22	AY	32	ALA	N-CA-CB	6.20	118.79	110.10
36	Bf	1	MET	C-N-CA	6.20	137.21	121.70
67	B1	317	A	C4-C5-C6	6.20	120.10	117.00
67	B1	500	C	N1-C1'-C2'	6.20	122.07	114.00
67	B1	1118	A	C1'-O4'-C4'	-6.20	104.94	109.90
67	B1	1349	G	O4'-C1'-N9	6.20	113.16	108.20
67	B1	2094	A	O4'-C1'-N9	-6.20	103.24	108.20
67	B1	2819	C	C3'-C2'-C1'	6.20	106.46	101.50
67	B1	1145	G	C4'-C3'-C2'	6.20	108.80	102.60
18	AF	13	LEU	O-C-N	-6.20	112.78	122.70
67	B1	1074	G	P-O5'-C5'	6.20	130.82	120.90
67	B1	1873	G	C1'-O4'-C4'	-6.20	104.94	109.90
67	B1	2945	A	C4'-C3'-C2'	-6.20	96.40	102.60
67	B1	2957	G	C3'-C2'-C1'	6.20	106.46	101.50
43	Bk	107	ARG	NE-CZ-NH1	-6.20	117.20	120.30
67	B1	2099	G	O4'-C1'-N9	6.20	113.16	108.20
21	A2	758	U	O4'-C1'-N1	6.20	113.16	108.20
21	A2	1014	C	N3-C4-C5	-6.20	119.42	121.90
21	A2	1176	C	N1-C1'-C2'	6.20	122.06	114.00
67	B1	1269	U	O4'-C1'-N1	6.20	113.16	108.20
67	B1	2266	C	N1-C1'-C2'	6.20	122.06	114.00
21	A2	1098	G	P-O3'-C3'	-6.20	112.26	119.70
44	BW	53	ARG	NE-CZ-NH2	-6.20	117.20	120.30
67	B1	835	G	P-O3'-C3'	6.20	127.13	119.70
67	B1	1652	A	O4'-C1'-N9	6.20	113.16	108.20
68	B3	117	G	O4'-C1'-C2'	-6.20	99.61	105.80
21	A2	1209	C	N1-C1'-C2'	6.19	122.05	114.00
21	A2	1328	G	C1'-O4'-C4'	-6.19	104.94	109.90
67	B1	2778	A	C4'-C3'-C2'	-6.19	96.41	102.60
68	B3	38	U	P-O5'-C5'	6.19	130.81	120.90
21	A2	101	G	O4'-C1'-C2'	6.19	113.17	107.60
21	A2	545	C	O4'-C1'-N1	6.19	113.15	108.20
21	A2	607	U	C5'-C4'-C3'	-6.19	106.09	116.00
21	A2	732	G	O4'-C1'-N9	6.19	113.15	108.20
21	A2	1403	U	P-O5'-C5'	-6.19	110.99	120.90
33	BC	358	TYR	CB-CG-CD1	6.19	124.72	121.00
67	B1	129	C	C1'-O4'-C4'	6.19	114.86	109.90

*Continued on next page...*

*Continued from previous page...*

Mol	Chain	Res	Type	Atoms	Z	Observed(°)	Ideal(°)
67	B1	1199	U	C5'-C4'-C3'	6.19	125.91	116.00
67	B1	1344	C	O4'-C1'-C2'	-6.19	99.61	105.80
67	B1	1755	C	P-O3'-C3'	6.19	127.13	119.70
67	B1	1863	G	C1'-O4'-C4'	-6.19	104.95	109.90
21	A2	226	G	N9-C1'-C2'	-6.19	105.19	112.00
21	A2	1219	C	P-O3'-C3'	-6.19	112.27	119.70
21	A2	1381	G	C4'-C3'-C2'	-6.19	96.41	102.60
67	B1	2441	A	O4'-C1'-C2'	-6.19	99.61	105.80
67	B1	2541	U	O4'-C1'-C2'	-6.19	99.61	105.80
67	B1	2740	G	O4'-C1'-N9	6.19	113.15	108.20
21	A2	1091	C	O4'-C1'-C2'	-6.19	99.61	105.80
21	A2	1294	G	C1'-O4'-C4'	6.19	114.85	109.90
59	BM	11	TRP	CD1-CG-CD2	6.19	111.25	106.30
67	B1	602	G	C1'-O4'-C4'	-6.19	104.95	109.90
67	B1	2664	G	O4'-C1'-N9	6.19	113.15	108.20
15	AE	27	LYS	N-CA-CB	-6.19	99.46	110.60
21	A2	561	A	P-O5'-C5'	-6.19	111.00	120.90
21	A2	620	G	O4'-C1'-N9	-6.19	103.25	108.20
21	A2	642	G	C4'-C3'-C2'	-6.19	96.41	102.60
21	A2	1190	C	C1'-O4'-C4'	-6.19	104.95	109.90
28	AV	21	PHE	CB-CG-CD1	6.19	125.13	120.80
49	BQ	85	LYS	CB-CA-C	-6.19	98.03	110.40
53	BD	172	ARG	NE-CZ-NH1	6.19	123.39	120.30
62	BN	103	ARG	CD-NE-CZ	-6.19	114.94	123.60
67	B1	581	A	P-O3'-C3'	6.19	127.13	119.70
67	B1	2753	G	OP1-P-OP2	-6.19	110.32	119.60
67	B1	2912	G	C5'-C4'-O4'	-6.19	101.67	109.10
67	B1	3003	A	C3'-C2'-C1'	6.19	106.45	101.50
21	A2	96	G	C1'-O4'-C4'	-6.19	104.95	109.90
65	BJ	23	VAL	CA-CB-CG2	-6.19	101.62	110.90
67	B1	235	G	O4'-C1'-C2'	6.19	113.17	107.60
67	B1	1490	G	C1'-O4'-C4'	6.19	114.85	109.90
21	A2	276	A	P-O3'-C3'	6.18	127.12	119.70
21	A2	1045	A	P-O3'-C3'	6.18	127.12	119.70
35	BL	4	ARG	CG-CD-NE	-6.18	98.81	111.80
38	Bb	127	ASN	C-N-CD	-6.18	107.00	120.60
67	B1	836	U	N1-C1'-C2'	6.18	122.04	114.00
67	B1	1162	C	C1'-O4'-C4'	-6.18	104.95	109.90
67	B1	1962	G	C4'-C3'-C2'	-6.18	96.42	102.60
67	B1	2724	A	C5'-C4'-C3'	-6.18	106.11	116.00
7	AB	6	LEU	C-N-CA	6.18	137.16	121.70
14	AM	14	TRP	CB-CG-CD2	-6.18	118.56	126.60

*Continued on next page...*

*Continued from previous page...*

Mol	Chain	Res	Type	Atoms	Z	Observed(°)	Ideal(°)
21	A2	24	C	C3'-C2'-C1'	6.18	106.45	101.50
67	B1	71	A	P-O3'-C3'	-6.18	112.28	119.70
67	B1	365	G	C4'-C3'-C2'	-6.18	96.42	102.60
67	B1	421	C	O4'-C1'-C2'	-6.18	99.62	105.80
67	B1	490	C	P-O3'-C3'	6.18	127.12	119.70
67	B1	490	C	C5'-C4'-O4'	6.18	116.52	109.10
67	B1	1195	G	O4'-C1'-C2'	-6.18	99.62	105.80
67	B1	1216	A	C3'-C2'-C1'	-6.18	96.55	101.50
67	B1	1466	U	O4'-C1'-C2'	-6.18	99.62	105.80
67	B1	2136	G	C5'-C4'-O4'	6.18	116.52	109.10
21	A2	908	G	C1'-O4'-C4'	-6.18	104.95	109.90
46	BA	67	ASP	CB-CG-OD1	-6.18	112.74	118.30
67	B1	1058	A	O4'-C1'-N9	6.18	113.14	108.20
67	B1	1681	G	OP1-P-OP2	-6.18	110.33	119.60
7	AB	96	PHE	CB-CG-CD2	6.18	125.13	120.80
21	A2	1022	U	O4'-C1'-N1	6.18	113.14	108.20
67	B1	1296	A	C3'-C2'-C1'	6.18	106.44	101.50
27	A0	58	A	P-O3'-C3'	-6.18	112.29	119.70
27	A0	70	G	OP1-P-OP2	-6.18	110.33	119.60
21	A2	462	A	C2'-C3'-O3'	6.18	123.58	113.70
54	BF	71	PHE	CB-CG-CD1	6.18	125.12	120.80
67	B1	50	C	O4'-C1'-N1	6.18	113.14	108.20
67	B1	534	G	O4'-C1'-C2'	6.18	113.16	107.60
21	A2	421	U	N1-C1'-C2'	6.17	122.03	114.00
67	B1	566	G	O4'-C1'-N9	6.17	113.14	108.20
67	B1	566	G	P-O5'-C5'	-6.17	111.02	120.90
67	B1	1260	C	C4'-C3'-C2'	-6.17	96.43	102.60
67	B1	1923	A	C3'-C2'-C1'	6.17	106.44	101.50
68	B3	57	C	N1-C1'-C2'	6.17	122.03	114.00
21	A2	32	A	C4'-C3'-C2'	-6.17	96.43	102.60
21	A2	426	C	N1-C1'-C2'	6.17	122.03	114.00
67	B1	734	C	C3'-C2'-C1'	6.17	106.44	101.50
67	B1	2002	A	O4'-C1'-N9	6.17	113.14	108.20
67	B1	3047	C	C1'-O4'-C4'	-6.17	104.96	109.90
21	A2	511	C	O4'-C1'-C2'	-6.17	99.63	105.80
21	A2	698	A	N9-C1'-C2'	6.17	122.02	114.00
21	A2	1450	U	O4'-C1'-N1	6.17	113.14	108.20
33	BC	125	TYR	CB-CG-CD1	-6.17	117.30	121.00
43	Bk	41	MET	N-CA-CB	6.17	121.71	110.60
67	B1	1360	G	O4'-C1'-C2'	6.17	113.15	107.60
67	B1	91	G	C3'-C2'-C1'	6.17	106.44	101.50
67	B1	515	G	C3'-C2'-C1'	-6.17	96.57	101.50

*Continued on next page...*

*Continued from previous page...*

Mol	Chain	Res	Type	Atoms	Z	Observed(°)	Ideal(°)
67	B1	1011	A	C5'-C4'-C3'	6.17	125.87	116.00
67	B1	1162	C	O4'-C1'-C2'	-6.17	99.63	105.80
67	B1	1225	A	C4'-C3'-C2'	6.17	108.77	102.60
67	B1	2072	G	C4'-C3'-C2'	-6.17	96.43	102.60
67	B1	2563	A	C5'-C4'-C3'	-6.17	106.13	116.00
21	A2	456	U	C3'-C2'-C1'	-6.17	96.57	101.50
67	B1	1942	G	O4'-C1'-C2'	6.17	113.15	107.60
67	B1	2923	G	C1'-O4'-C4'	6.17	114.83	109.90
67	B1	2484	C	P-O3'-C3'	-6.17	112.30	119.70
68	B3	90	A	C3'-C2'-C1'	6.17	106.43	101.50
11	A1	57	C	C3'-C2'-C1'	6.16	106.43	101.50
21	A2	1084	U	O4'-C1'-N1	6.16	113.13	108.20
67	B1	625	A	C4'-C3'-C2'	-6.16	96.44	102.60
67	B1	1200	A	C5'-C4'-O4'	6.16	116.50	109.10
67	B1	2299	G	P-O5'-C5'	-6.16	111.04	120.90
67	B1	2370	C	C3'-C2'-C1'	6.16	106.43	101.50
67	B1	2656	A	C3'-C2'-C1'	-6.16	96.57	101.50
21	A2	312	U	O4'-C1'-C2'	-6.16	99.64	105.80
21	A2	1124	G	O4'-C1'-N9	6.16	113.13	108.20
21	A2	1431	C	O4'-C1'-N1	6.16	113.13	108.20
21	A2	1438	A	O4'-C1'-C2'	-6.16	99.64	105.80
67	B1	328	G	C1'-O4'-C4'	6.16	114.83	109.90
67	B1	1955	U	O4'-C1'-C2'	-6.16	99.64	105.80
21	A2	1014	C	O4'-C1'-N1	6.16	113.13	108.20
21	A2	787	U	C1'-O4'-C4'	-6.16	104.97	109.90
21	A2	1037	U	C3'-C2'-C1'	6.16	106.43	101.50
67	B1	120	G	N9-C1'-C2'	6.16	122.00	114.00
67	B1	2032	G	C1'-O4'-C4'	-6.16	104.97	109.90
67	B1	2672	A	C1'-O4'-C4'	6.16	114.83	109.90
67	B1	2782	A	C3'-C2'-C1'	6.16	106.43	101.50
68	B3	37	U	C1'-O4'-C4'	6.16	114.83	109.90
68	B3	75	G	C1'-O4'-C4'	6.16	114.83	109.90
21	A2	754	G	O4'-C1'-N9	-6.16	103.27	108.20
21	A2	1001	A	C4'-C3'-C2'	6.16	108.76	102.60
67	B1	377	C	N3-C4-N4	6.16	122.31	118.00
67	B1	1325	A	P-O5'-C5'	6.16	130.75	120.90
21	A2	816	G	O4'-C1'-C2'	6.16	113.14	107.60
42	BT	74	TYR	CB-CG-CD2	-6.16	117.31	121.00
67	B1	427	G	C2'-C3'-O3'	6.16	123.55	113.70
68	B3	57	C	C3'-C2'-C1'	6.15	106.42	101.50
11	A1	64	C	O4'-C1'-C2'	-6.15	99.65	105.80
21	A2	130	G	N9-C1'-C2'	-6.15	105.23	112.00

*Continued on next page...*

*Continued from previous page...*

Mol	Chain	Res	Type	Atoms	Z	Observed(°)	Ideal(°)
21	A2	254	G	O4'-C1'-N9	6.15	113.12	108.20
27	A0	75	C	C3'-C2'-C1'	6.15	106.42	101.50
33	BC	198	TYR	CG-CD1-CE1	-6.15	116.38	121.30
67	B1	65	G	N9-C1'-C2'	6.15	122.00	114.00
67	B1	128	C	N1-C1'-C2'	6.15	122.00	114.00
67	B1	201	C	O4'-C1'-N1	6.15	113.12	108.20
67	B1	555	G	C3'-C2'-C1'	-6.15	96.58	101.50
21	A2	31	U	O4'-C1'-N1	6.15	113.12	108.20
67	B1	453	U	O4'-C1'-N1	6.15	113.12	108.20
67	B1	1168	A	O4'-C1'-C2'	-6.15	99.65	105.80
67	B1	1832	G	P-O5'-C5'	-6.15	111.06	120.90
54	BF	140	GLU	OE1-CD-OE2	6.15	130.68	123.30
64	Bc	22	MET	CG-SD-CE	6.15	110.04	100.20
21	A2	579	U	C1'-O4'-C4'	6.15	114.82	109.90
21	A2	1029	G	C4'-C3'-C2'	-6.15	96.45	102.60
21	A2	1197	C	N1-C1'-C2'	6.15	121.99	114.00
21	A2	1394	G	O4'-C1'-N9	6.15	113.12	108.20
30	AU	83	ARG	NE-CZ-NH2	-6.15	117.23	120.30
59	BM	147	ALA	CB-CA-C	-6.15	100.88	110.10
67	B1	1566	G	O4'-C1'-C2'	6.15	113.13	107.60
14	AM	133	ARG	NE-CZ-NH1	6.15	123.37	120.30
21	A2	989	C	P-O5'-C5'	6.15	130.73	120.90
21	A2	1233	G	C4'-C3'-C2'	-6.15	96.45	102.60
34	BK	26	ASP	CB-CG-OD2	6.15	123.83	118.30
68	B3	25	A	C4'-C3'-C2'	-6.15	96.45	102.60
18	AF	14	ASP	CA-C-N	6.14	130.72	117.20
21	A2	458	G	C5-C6-O6	-6.14	124.91	128.60
21	A2	760	C	O4'-C1'-N1	6.14	113.11	108.20
34	B5	26	ASP	CB-CG-OD2	6.14	123.83	118.30
67	B1	1391	C	OP1-P-OP2	-6.14	110.38	119.60
67	B1	2395	C	P-O3'-C3'	6.14	127.07	119.70
10	AD	54	ARG	NE-CZ-NH1	6.14	123.37	120.30
21	A2	59	C	C3'-C2'-C1'	6.14	106.41	101.50
21	A2	185	G	O4'-C1'-C2'	-6.14	99.66	105.80
21	A2	1077	U	C3'-C2'-C1'	6.14	106.42	101.50
67	B1	165	G	P-O5'-C5'	6.14	130.73	120.90
67	B1	1104	A	OP1-P-OP2	-6.14	110.39	119.60
67	B1	1515	G	N9-C1'-C2'	6.14	121.98	114.00
25	AH	79	TYR	N-CA-CB	-6.14	99.55	110.60
32	BO	69	ARG	NE-CZ-NH2	6.14	123.37	120.30
39	Be	34	TYR	CB-CG-CD1	6.14	124.69	121.00
67	B1	700	A	C3'-C2'-C1'	6.14	106.41	101.50

*Continued on next page...*

*Continued from previous page...*

Mol	Chain	Res	Type	Atoms	Z	Observed(°)	Ideal(°)
2	AK	71	PHE	CB-CG-CD2	-6.14	116.50	120.80
21	A2	140	C	P-O3'-C3'	6.14	127.07	119.70
27	A0	19	G	C3'-C2'-C1'	6.14	106.41	101.50
67	B1	368	U	P-O3'-C3'	6.14	127.07	119.70
67	B1	396	G	C1'-O4'-C4'	-6.14	104.99	109.90
67	B1	1591	C	O4'-C1'-C2'	-6.14	99.66	105.80
67	B1	2601	C	N1-C1'-C2'	6.14	121.98	114.00
67	B1	2691	G	C1'-O4'-C4'	-6.14	104.99	109.90
67	B1	170	A	C3'-C2'-C1'	6.14	106.41	101.50
21	A2	334	G	C3'-C2'-C1'	-6.14	96.59	101.50
21	A2	384	G	O4'-C1'-C2'	-6.14	99.66	105.80
26	AP	29	PRO	N-CA-CB	6.14	110.66	103.30
67	B1	2483	U	O4'-C1'-C2'	-6.14	99.66	105.80
11	A1	49	C	P-O3'-C3'	6.13	127.06	119.70
21	A2	434	A	P-O5'-C5'	6.13	130.71	120.90
31	BY	31	VAL	CA-CB-CG1	6.13	120.10	110.90
67	B1	665	C	O4'-C1'-C2'	-6.13	99.67	105.80
67	B1	1478	G	C1'-O4'-C4'	-6.13	104.99	109.90
67	B1	2344	G	C4'-C3'-C2'	-6.13	96.47	102.60
67	B1	2627	C	O4'-C1'-C2'	-6.13	99.67	105.80
67	B1	2704	A	P-O3'-C3'	-6.13	112.34	119.70
67	B1	2439	G	O4'-C1'-N9	-6.13	103.29	108.20
67	B1	242	C	N1-C1'-C2'	6.13	121.97	114.00
67	B1	1326	U	C5'-C4'-O4'	-6.13	101.74	109.10
17	AO	108	ARG	NE-CZ-NH1	6.13	123.36	120.30
28	AV	96	LYS	N-CA-CB	6.13	121.63	110.60
67	B1	280	A	O4'-C1'-N9	-6.13	103.30	108.20
67	B1	933	G	O4'-C1'-N9	6.13	113.10	108.20
21	A2	142	G	C5'-C4'-C3'	6.13	125.81	116.00
49	BQ	132	PHE	C-N-CA	6.13	137.02	121.70
67	B1	914	U	C3'-C2'-C1'	6.13	106.40	101.50
67	B1	1288	C	O4'-C1'-C2'	-6.13	99.67	105.80
67	B1	1783	U	O4'-C1'-N1	6.13	113.10	108.20
67	B1	2289	A	P-O3'-C3'	6.13	127.05	119.70
67	B1	2374	C	N1-C1'-C2'	6.13	121.97	114.00
68	B3	33	U	N1-C1'-C2'	-6.13	105.26	112.00
21	A2	1377	G	O4'-C1'-N9	6.13	113.10	108.20
25	AH	87	ARG	CB-CA-C	-6.13	98.15	110.40
67	B1	74	A	C3'-C2'-C1'	6.13	106.40	101.50
67	B1	1300	C	P-O3'-C3'	-6.13	112.35	119.70
67	B1	1483	U	P-O3'-C3'	-6.13	112.35	119.70
67	B1	1671	A	C4'-C3'-C2'	-6.13	96.47	102.60

*Continued on next page...*



*Continued from previous page...*

Mol	Chain	Res	Type	Atoms	Z	Observed(°)	Ideal(°)
67	B1	2012	G	O4'-C4'-C3'	-6.13	97.87	104.00
67	B1	2658	G	C3'-C2'-C1'	6.13	106.40	101.50
21	A2	349	A	C1'-O4'-C4'	6.12	114.80	109.90
68	B3	8	C	C1'-O4'-C4'	6.12	114.80	109.90
21	A2	619	A	P-O5'-C5'	-6.12	111.10	120.90
21	A2	1332	C	P-O5'-C5'	6.12	130.70	120.90
67	B1	1255	C	C5'-C4'-O4'	6.12	116.45	109.10
67	B1	2182	A	P-O3'-C3'	-6.12	112.35	119.70
67	B1	2891	A	N9-C1'-C2'	6.12	121.96	114.00
21	A2	518	U	C3'-C2'-C1'	6.12	106.40	101.50
21	A2	1203	G	C5'-C4'-C3'	-6.12	106.21	116.00
44	BW	29	ARG	NE-CZ-NH1	6.12	123.36	120.30
47	BI	52	ARG	NE-CZ-NH2	6.12	123.36	120.30
67	B1	1583	G	N9-C1'-C2'	-6.12	105.27	112.00
67	B1	1641	G	P-O3'-C3'	6.12	127.05	119.70
21	A2	1164	A	C4'-C3'-C2'	-6.12	96.48	102.60
67	B1	780	G	P-O5'-C5'	6.12	130.69	120.90
21	A2	35	G	P-O3'-C3'	-6.12	112.36	119.70
21	A2	365	C	N1-C1'-C2'	6.12	121.95	114.00
67	B1	234	G	P-O5'-C5'	6.12	130.69	120.90
67	B1	1029	C	C5'-C4'-C3'	-6.12	106.21	116.00
67	B1	1749	C	O4'-C1'-N1	6.12	113.09	108.20
67	B1	1833	G	O4'-C1'-C2'	-6.12	99.68	105.80
67	B1	1875	U	P-O5'-C5'	6.12	130.69	120.90
67	B1	2149	G	C5'-C4'-C3'	-6.12	106.21	116.00
67	B1	2801	G	P-O5'-C5'	-6.12	111.11	120.90
67	B1	1022	G	O4'-C1'-C2'	6.12	113.11	107.60
67	B1	1502	C	C3'-C2'-C1'	6.12	106.39	101.50
21	A2	792	C	N1-C1'-C2'	6.12	121.95	114.00
67	B1	1422	G	C1'-O4'-C4'	-6.12	105.01	109.90
67	B1	1669	A	P-O3'-C3'	-6.12	112.36	119.70
67	B1	2165	A	O4'-C1'-N9	6.12	113.09	108.20
2	AK	93	MET	CG-SD-CE	6.11	109.98	100.20
4	AG	95	ARG	NE-CZ-NH2	-6.11	117.24	120.30
21	A2	304	C	O4'-C4'-C3'	-6.11	97.89	104.00
21	A2	1014	C	N3-C4-N4	6.11	122.28	118.00
25	AH	8	ARG	N-CA-CB	6.11	121.60	110.60
50	BV	57	GLN	CB-CA-C	-6.11	98.17	110.40
67	B1	63	A	C3'-C2'-C1'	6.11	106.39	101.50
67	B1	204	G	P-O3'-C3'	6.11	127.04	119.70
67	B1	603	G	P-O3'-C3'	-6.11	112.36	119.70
67	B1	899	A	N9-C1'-C2'	-6.11	105.28	112.00

*Continued on next page...*

*Continued from previous page...*

Mol	Chain	Res	Type	Atoms	Z	Observed(°)	Ideal(°)
67	B1	1331	U	N1-C1'-C2'	6.11	121.95	114.00
67	B1	1881	A	O4'-C1'-N9	6.11	113.09	108.20
67	B1	1906	G	C4'-C3'-C2'	-6.11	96.49	102.60
67	B1	2037	A	N9-C1'-C2'	-6.11	105.28	112.00
67	B1	2224	G	C3'-C2'-C1'	-6.11	96.61	101.50
67	B1	2879	G	C3'-C2'-C1'	6.11	106.39	101.50
21	A2	703	U	O4'-C1'-N1	6.11	113.09	108.20
33	BC	9	ARG	NE-CZ-NH1	6.11	123.36	120.30
33	BC	87	ARG	NE-CZ-NH2	-6.11	117.24	120.30
67	B1	2124	C	C1'-O4'-C4'	6.11	114.79	109.90
1	AQ	62	SER	N-CA-CB	6.11	119.67	110.50
21	A2	1025	U	C3'-C2'-C1'	6.11	106.39	101.50
21	A2	1460	G	O4'-C1'-C2'	-6.11	99.69	105.80
24	AA	118	ARG	NE-CZ-NH1	6.11	123.36	120.30
67	B1	393	C	OP1-P-O3'	6.11	118.64	105.20
67	B1	1904	G	P-O3'-C3'	-6.11	112.37	119.70
67	B1	2114	C	O4'-C1'-N1	6.11	113.09	108.20
67	B1	2883	C	C5'-C4'-O4'	6.11	116.43	109.10
3	AI	82	LYS	CB-CA-C	-6.11	98.18	110.40
21	A2	197	A	C1'-O4'-C4'	6.11	114.79	109.90
21	A2	758	U	C3'-C2'-C1'	6.11	106.39	101.50
21	A2	289	C	C5'-C4'-C3'	-6.11	106.23	116.00
67	B1	2471	A	O4'-C1'-C2'	-6.11	99.69	105.80
68	B3	30	G	C4'-C3'-C2'	6.11	108.71	102.60
21	A2	549	A	C1'-O4'-C4'	6.11	114.78	109.90
63	Bg	12	PHE	CB-CG-CD2	-6.11	116.53	120.80
67	B1	438	G	O4'-C1'-C2'	6.11	113.09	107.60
67	B1	770	G	O3'-P-O5'	6.11	115.60	104.00
67	B1	1371	U	N1-C1'-C2'	6.11	121.94	114.00
67	B1	2479	C	C1'-O4'-C4'	6.11	114.78	109.90
21	A2	852	G	O4'-C4'-C3'	-6.10	97.90	104.00
21	A2	913	G	C3'-C2'-C1'	-6.10	96.62	101.50
67	B1	2350	G	O5'-P-OP2	-6.10	100.21	105.70
21	A2	449	U	O4'-C1'-N1	6.10	113.08	108.20
21	A2	1044	A	O4'-C1'-N9	-6.10	103.32	108.20
67	B1	622	A	O4'-C1'-C2'	6.10	113.09	107.60
67	B1	945	U	O4'-C4'-C3'	-6.10	97.90	104.00
67	B1	997	A	O4'-C1'-C2'	-6.10	99.70	105.80
67	B1	1646	G	O4'-C1'-C2'	-6.10	99.70	105.80
67	B1	2231	G	O4'-C1'-C2'	-6.10	99.70	105.80
68	B3	43	C	P-O5'-C5'	6.10	130.66	120.90
67	B1	1196	A	O4'-C1'-N9	6.10	113.08	108.20

*Continued on next page...*

*Continued from previous page...*

Mol	Chain	Res	Type	Atoms	Z	Observed(°)	Ideal(°)
67	B1	2974	U	C3'-C2'-C1'	6.10	106.38	101.50
21	A2	290	C	O4'-C1'-N1	6.10	113.08	108.20
21	A2	298	C	O4'-C1'-N1	6.10	113.08	108.20
21	A2	396	C	C1'-O4'-C4'	-6.10	105.02	109.90
46	BA	98	ARG	NH1-CZ-NH2	-6.10	112.69	119.40
67	B1	410	C	O4'-C1'-C2'	-6.10	99.70	105.80
67	B1	2213	G	N9-C1'-C2'	6.10	121.93	114.00
67	B1	2479	C	O4'-C1'-C2'	-6.10	99.70	105.80
67	B1	2535	C	C3'-C2'-C1'	6.10	106.38	101.50
68	B3	52	U	C1'-O4'-C4'	-6.10	105.02	109.90
21	A2	104	A	N9-C1'-C2'	6.10	121.93	114.00
34	B5	68	ASP	CB-CG-OD2	-6.10	112.81	118.30
54	BF	48	THR	CA-CB-CG2	-6.10	103.86	112.40
67	B1	721	G	C3'-C2'-C1'	6.10	106.38	101.50
67	B1	934	G	O4'-C1'-N9	-6.10	103.32	108.20
67	B1	1195	G	C5'-C4'-O4'	6.10	116.42	109.10
67	B1	2182	A	C5'-C4'-O4'	6.10	116.42	109.10
21	A2	1234	A	C1'-O4'-C4'	-6.10	105.02	109.90
38	Bb	82	VAL	CA-CB-CG1	-6.10	101.76	110.90
67	B1	82	C	C4'-C3'-C2'	-6.10	96.50	102.60
67	B1	1099	C	C1'-O4'-C4'	6.10	114.78	109.90
67	B1	1372	C	O4'-C1'-N1	6.10	113.08	108.20
14	AM	136	ARG	NE-CZ-NH1	6.09	123.35	120.30
21	A2	312	U	C1'-O4'-C4'	6.09	114.78	109.90
21	A2	777	G	N9-C1'-C2'	-6.09	105.30	112.00
21	A2	1087	C	O4'-C1'-N1	6.09	113.08	108.20
40	BE	108	ASP	CB-CG-OD1	-6.09	112.81	118.30
11	A1	40	U	O4'-C1'-C2'	-6.09	99.71	105.80
21	A2	1241	U	C4'-C3'-C2'	-6.09	96.51	102.60
67	B1	286	G	O4'-C1'-C2'	-6.09	99.71	105.80
67	B1	481	G	O4'-C1'-C2'	-6.09	99.71	105.80
67	B1	1034	G	C3'-C2'-C1'	-6.09	96.63	101.50
67	B1	2787	G	O4'-C1'-N9	6.09	113.08	108.20
21	A2	484	U	O4'-C4'-C3'	-6.09	97.91	104.00
34	BK	68	ASP	CB-CG-OD2	-6.09	112.82	118.30
67	B1	422	G	C3'-C2'-C1'	6.09	106.37	101.50
67	B1	2040	A	C3'-C2'-C1'	6.09	106.37	101.50
15	AE	193	VAL	CG1-CB-CG2	6.09	120.64	110.90
21	A2	44	C	O4'-C1'-C2'	-6.09	99.71	105.80
21	A2	565	C	P-O5'-C5'	6.09	130.64	120.90
21	A2	684	G	O4'-C1'-N9	6.09	113.07	108.20
35	BL	47	TRP	N-CA-CB	6.09	121.56	110.60

*Continued on next page...*

*Continued from previous page...*

Mol	Chain	Res	Type	Atoms	Z	Observed(°)	Ideal(°)
67	B1	1568	A	N9-C1'-C2'	6.09	121.92	114.00
67	B1	1671	A	O4'-C1'-N9	6.09	113.07	108.20
67	B1	2244	G	P-O5'-C5'	6.09	130.64	120.90
67	B1	2487	G	O4'-C1'-C2'	6.09	113.08	107.60
33	BC	358	TYR	CB-CG-CD2	-6.09	117.35	121.00
67	B1	544	A	N9-C1'-C2'	6.09	121.91	114.00
67	B1	664	A	C3'-C2'-C1'	6.09	106.37	101.50
67	B1	1225	A	C3'-C2'-C1'	-6.09	96.63	101.50
67	B1	1452	G	C5'-C4'-O4'	6.09	116.41	109.10
3	AI	102	LEU	N-CA-C	-6.09	94.56	111.00
21	A2	128	A	O4'-C1'-N9	6.09	113.07	108.20
42	BT	56	THR	O-C-N	6.09	132.44	122.70
67	B1	2037	A	C1'-O4'-C4'	6.09	114.77	109.90
67	B1	2078	A	O4'-C1'-N9	6.09	113.07	108.20
67	B1	2410	U	O5'-P-OP2	-6.09	100.22	105.70
67	B1	2795	G	C3'-C2'-C1'	6.09	106.37	101.50
67	B1	421	C	N1-C1'-C2'	6.08	121.91	114.00
67	B1	764	G	O4'-C1'-C2'	-6.08	99.72	105.80
67	B1	917	A	P-O5'-C5'	-6.08	111.16	120.90
33	BC	112	LYS	N-CA-CB	6.08	121.55	110.60
59	BM	157	ARG	NE-CZ-NH1	6.08	123.34	120.30
67	B1	1842	C	C3'-C2'-C1'	6.08	106.37	101.50
67	B1	2675	C	N1-C1'-C2'	6.08	121.91	114.00
21	A2	1149	C	O4'-C1'-C2'	-6.08	99.72	105.80
21	A2	1274	C	N1-C1'-C2'	6.08	121.91	114.00
67	B1	1776	G	O4'-C1'-N9	6.08	113.07	108.20
21	A2	1082	A	N9-C1'-C2'	6.08	121.90	114.00
67	B1	160	C	N1-C1'-C2'	6.08	121.90	114.00
67	B1	1226	G	O3'-P-O5'	-6.08	92.45	104.00
67	B1	2430	C	P-O5'-C5'	6.08	130.63	120.90
21	A2	90	C	C1'-O4'-C4'	-6.08	105.04	109.90
21	A2	482	G	O4'-C1'-N9	6.08	113.06	108.20
21	A2	724	C	N1-C1'-C2'	6.08	121.90	114.00
67	B1	2422	G	C1'-O4'-C4'	-6.08	105.04	109.90
21	A2	260	C	P-O3'-C3'	6.08	126.99	119.70
67	B1	2555	C	C3'-C2'-C1'	6.08	106.36	101.50
21	A2	1177	C	O4'-C4'-C3'	-6.08	97.92	104.00
67	B1	645	U	N1-C1'-C2'	-6.08	105.32	112.00
67	B1	748	G	C3'-C2'-C1'	-6.08	96.64	101.50
67	B1	1670	A	O4'-C4'-C3'	-6.08	97.92	104.00
67	B1	2137	A	N9-C1'-C2'	-6.08	105.32	112.00
67	B1	3007	A	O4'-C1'-C2'	-6.08	99.72	105.80

*Continued on next page...*

*Continued from previous page...*

Mol	Chain	Res	Type	Atoms	Z	Observed(°)	Ideal(°)
17	AO	113	ARG	NE-CZ-NH1	-6.07	117.26	120.30
67	B1	2193	G	C1'-O4'-C4'	-6.07	105.04	109.90
67	B1	2453	C	C3'-C2'-C1'	6.07	106.36	101.50
67	B1	2772	U	O4'-C1'-N1	6.07	113.06	108.20
21	A2	1209	C	C1'-O4'-C4'	-6.07	105.04	109.90
21	A2	1244	C	N3-C4-N4	6.07	122.25	118.00
67	B1	1030	C	O4'-C1'-N1	-6.07	103.34	108.20
11	A1	76	C	P-O3'-C3'	-6.07	112.42	119.70
21	A2	740	G	C3'-C2'-C1'	6.07	106.36	101.50
21	A2	996	A	C5-C6-N6	-6.07	118.84	123.70
27	A0	69	C	C5'-C4'-O4'	-6.07	101.81	109.10
50	BV	60	ARG	NE-CZ-NH2	-6.07	117.27	120.30
67	B1	159	C	O4'-C1'-C2'	-6.07	99.73	105.80
67	B1	2547	A	C1'-O4'-C4'	-6.07	105.04	109.90
67	B1	2613	C	P-O5'-C5'	6.07	130.61	120.90
21	A2	967	C	N1-C1'-C2'	6.07	121.89	114.00
28	B6	52	VAL	CA-CB-CG2	-6.07	101.80	110.90
21	A2	964	A	C4-C5-C6	6.07	120.03	117.00
21	A2	1121	C	O4'-C1'-C2'	-6.07	99.73	105.80
20	BG	55	GLU	N-CA-CB	6.07	121.52	110.60
20	BG	77	TYR	CB-CG-CD2	-6.07	117.36	121.00
67	B1	712	C	C5'-C4'-O4'	6.07	116.38	109.10
67	B1	1070	G	O4'-C1'-N9	-6.07	103.35	108.20
68	B3	114	G	P-O5'-C5'	6.07	130.61	120.90
21	A2	545	C	O4'-C1'-C2'	-6.07	99.73	105.80
21	A2	894	A	C1'-O4'-C4'	6.07	114.75	109.90
67	B1	2543	A	C3'-C2'-C1'	-6.07	96.65	101.50
67	B1	221	G	O5'-P-OP1	6.06	117.98	110.70
21	A2	678	G	P-O3'-C3'	-6.06	112.42	119.70
67	B1	770	G	P-O5'-C5'	6.06	130.60	120.90
67	B1	935	A	N9-C1'-C2'	-6.06	105.33	112.00
67	B1	1868	C	O4'-C4'-C3'	-6.06	97.94	104.00
11	A1	17	C	C3'-C2'-C1'	6.06	106.35	101.50
67	B1	75	G	C3'-C2'-C1'	-6.06	96.65	101.50
67	B1	376	C	N3-C4-N4	6.06	122.24	118.00
67	B1	2088	G	P-O5'-C5'	6.06	130.60	120.90
33	BC	250	ARG	NE-CZ-NH2	-6.06	117.27	120.30
67	B1	380	A	N9-C1'-C2'	6.06	121.88	114.00
67	B1	591	G	P-O5'-C5'	-6.06	111.20	120.90
67	B1	920	G	C1'-O4'-C4'	-6.06	105.05	109.90
67	B1	1628	C	N1-C1'-C2'	6.06	121.88	114.00
67	B1	1747	C	P-O3'-C3'	6.06	126.97	119.70

*Continued on next page...*

*Continued from previous page...*

Mol	Chain	Res	Type	Atoms	Z	Observed(°)	Ideal(°)
67	B1	1893	C	P-O5'-C5'	-6.06	111.20	120.90
67	B1	2062	A	C1'-O4'-C4'	-6.06	105.05	109.90
67	B1	2099	G	O5'-P-OP2	-6.06	100.25	105.70
67	B1	2134	G	C4'-C3'-C2'	-6.06	96.54	102.60
67	B1	2224	G	OP2-P-O3'	6.06	118.53	105.20
67	B1	555	G	O4'-C1'-N9	6.06	113.05	108.20
67	B1	2377	C	C3'-C2'-C1'	6.06	106.34	101.50
67	B1	1544	C	C1'-O4'-C4'	-6.06	105.06	109.90
67	B1	2915	U	P-O3'-C3'	-6.06	112.43	119.70
60	BS	136	ALA	N-CA-CB	6.05	118.58	110.10
62	BN	136	ARG	NE-CZ-NH1	-6.05	117.27	120.30
67	B1	238	C	P-O3'-C3'	6.05	126.97	119.70
67	B1	923	A	N9-C1'-C2'	-6.05	105.34	112.00
67	B1	1293	G	O4'-C1'-N9	6.05	113.04	108.20
67	B1	2389	C	P-O3'-C3'	-6.05	112.44	119.70
27	A0	9	A	N9-C1'-C2'	-6.05	105.34	112.00
21	A2	20	G	N9-C1'-C2'	6.05	121.87	114.00
21	A2	690	C	O4'-C1'-N1	6.05	113.04	108.20
67	B1	324	C	C1'-O4'-C4'	6.05	114.74	109.90
67	B1	368	U	O4'-C1'-N1	6.05	113.04	108.20
67	B1	822	A	O5'-P-OP2	-6.05	100.25	105.70
67	B1	1660	A	C4-C5-C6	6.05	120.03	117.00
21	A2	68	G	P-O3'-C3'	-6.05	112.44	119.70
21	A2	489	C	P-O5'-C5'	6.05	130.58	120.90
58	BP	12	ARG	NE-CZ-NH1	6.05	123.32	120.30
67	B1	177	G	O4'-C1'-C2'	6.05	113.04	107.60
21	A2	1177	C	O4'-C1'-C2'	6.05	113.04	107.60
33	BC	137	LYS	N-CA-CB	6.05	121.49	110.60
67	B1	3035	C	C3'-C2'-C1'	6.05	106.34	101.50
68	B3	21	C	O4'-C1'-C2'	-6.05	99.75	105.80
21	A2	420	C	OP1-P-OP2	-6.05	110.53	119.60
67	B1	1205	U	O5'-P-OP1	6.05	117.95	110.70
67	B1	2912	G	O4'-C1'-C2'	-6.05	99.75	105.80
21	A2	409	C	P-O5'-C5'	6.04	130.57	120.90
21	A2	1354	A	O4'-C1'-C2'	-6.04	99.75	105.80
33	BC	41	PHE	CG-CD2-CE2	-6.04	114.15	120.80
67	B1	720	C	O4'-C1'-N1	6.04	113.04	108.20
67	B1	3039	G	O4'-C1'-N9	6.04	113.04	108.20
21	A2	167	G	N9-C1'-C2'	6.04	121.86	114.00
21	A2	248	U	C5'-C4'-C3'	6.04	125.67	116.00
21	A2	1028	C	C1'-O4'-C4'	-6.04	105.06	109.90
27	A0	14	A	N9-C1'-C2'	-6.04	105.35	112.00

*Continued on next page...*

*Continued from previous page...*

Mol	Chain	Res	Type	Atoms	Z	Observed(°)	Ideal(°)
67	B1	246	A	C1'-O4'-C4'	6.04	114.73	109.90
67	B1	254	A	O4'-C1'-N9	-6.04	103.37	108.20
67	B1	1989	G	C3'-C2'-C1'	-6.04	96.67	101.50
67	B1	2124	C	C3'-C2'-C1'	6.04	106.33	101.50
67	B1	2388	U	O4'-C1'-N1	6.04	113.03	108.20
21	A2	1079	G	C3'-C2'-C1'	6.04	106.33	101.50
21	A2	1221	A	C5'-C4'-O4'	6.04	116.35	109.10
48	BR	94	ARG	NE-CZ-NH1	6.04	123.32	120.30
67	B1	586	A	C5-C6-N6	-6.04	118.87	123.70
67	B1	954	A	O4'-C1'-C2'	-6.04	99.76	105.80
67	B1	1667	U	N1-C1'-C2'	-6.04	105.35	112.00
67	B1	2312	U	P-O3'-C3'	-6.04	112.45	119.70
67	B1	2543	A	C4'-C3'-C2'	6.04	108.64	102.60
21	A2	380	C	O4'-C1'-N1	6.04	113.03	108.20
21	A2	687	G	C5'-C4'-C3'	6.04	125.66	116.00
21	A2	918	A	N9-C1'-C2'	-6.04	105.36	112.00
27	A0	26	G	O4'-C1'-C2'	-6.04	99.76	105.80
67	B1	887	U	N1-C1'-C2'	-6.04	105.36	112.00
67	B1	1811	G	O4'-C1'-C2'	6.04	113.04	107.60
21	A2	1020	G	C1'-O4'-C4'	-6.04	105.07	109.90
67	B1	484	C	C3'-C2'-C1'	6.04	106.33	101.50
67	B1	2547	A	C4'-C3'-C2'	6.04	108.64	102.60
68	B3	111	G	O4'-C1'-N9	6.04	113.03	108.20
25	AH	131	ALA	CB-CA-C	-6.04	101.04	110.10
67	B1	1597	G	O4'-C1'-N9	6.04	113.03	108.20
67	B1	1661	A	C4-C5-C6	6.04	120.02	117.00
67	B1	2707	G	C1'-O4'-C4'	-6.04	105.07	109.90
17	AO	48	PHE	CB-CG-CD1	-6.04	116.58	120.80
21	A2	228	G	C3'-C2'-C1'	6.04	106.33	101.50
21	A2	338	C	O4'-C1'-C2'	-6.04	99.77	105.80
21	A2	996	A	C4-C5-C6	6.04	120.02	117.00
67	B1	261	A	C3'-C2'-C1'	6.04	106.33	101.50
67	B1	698	U	O4'-C4'-C3'	-6.04	97.96	104.00
67	B1	1178	G	C3'-C2'-C1'	-6.04	96.67	101.50
67	B1	2046	C	O4'-C1'-C2'	-6.04	99.77	105.80
68	B3	39	C	C3'-C2'-C1'	6.04	106.33	101.50
27	A0	40	C	O4'-C1'-N1	6.03	113.03	108.20
67	B1	1939	C	O4'-C1'-N1	-6.03	103.37	108.20
67	B1	443	C	C4'-C3'-C2'	6.03	108.63	102.60
67	B1	1006	A	C4-C5-C6	6.03	120.02	117.00
67	B1	2887	C	O4'-C1'-N1	6.03	113.03	108.20
2	AK	104	ARG	NE-CZ-NH2	-6.03	117.28	120.30

*Continued on next page...*

*Continued from previous page...*

Mol	Chain	Res	Type	Atoms	Z	Observed(°)	Ideal(°)
21	A2	352	A	O4'-C1'-N9	6.03	113.03	108.20
21	A2	1022	U	C3'-C2'-C1'	6.03	106.32	101.50
28	B6	21	PHE	CB-CG-CD2	6.03	125.02	120.80
67	B1	2719	G	O4'-C1'-C2'	-6.03	99.77	105.80
14	AM	82	ARG	NE-CZ-NH1	6.03	123.31	120.30
21	A2	1158	G	C3'-C2'-C1'	-6.03	96.68	101.50
67	B1	190	C	N1-C1'-C2'	6.03	121.84	114.00
67	B1	2703	G	N9-C1'-C2'	-6.03	105.37	112.00
21	A2	428	G	C3'-C2'-C1'	-6.03	96.68	101.50
21	A2	1128	U	C1'-O4'-C4'	6.03	114.72	109.90
21	A2	1285	C	C1'-O4'-C4'	-6.03	105.08	109.90
67	B1	537	U	P-O5'-C5'	-6.03	111.26	120.90
67	B1	831	C	P-O3'-C3'	-6.03	112.47	119.70
67	B1	861	G	C1'-O4'-C4'	6.03	114.72	109.90
67	B1	1306	A	O4'-C1'-N9	6.03	113.02	108.20
67	B1	1566	G	N9-C1'-C2'	-6.03	105.37	112.00
21	A2	550	G	O4'-C1'-N9	6.03	113.02	108.20
21	A2	627	G	C1'-O4'-C4'	-6.03	105.08	109.90
21	A2	1137	G	C3'-C2'-C1'	6.03	106.32	101.50
21	A2	1442	G	C3'-C2'-C1'	-6.03	96.68	101.50
24	AA	47	VAL	CA-CB-CG2	-6.03	101.86	110.90
46	BA	107	PHE	CB-CG-CD2	6.03	125.02	120.80
67	B1	389	C	O4'-C1'-N1	6.03	113.02	108.20
67	B1	443	C	C5'-C4'-O4'	6.03	116.33	109.10
67	B1	664	A	O4'-C1'-C2'	-6.03	99.77	105.80
67	B1	1043	U	C5'-C4'-C3'	6.03	125.64	116.00
67	B1	1178	G	OP1-P-OP2	-6.03	110.56	119.60
21	A2	294	A	N9-C1'-C2'	6.02	121.83	114.00
21	A2	1002	G	O4'-C1'-N9	6.02	113.02	108.20
67	B1	310	C	OP2-P-O3'	6.02	118.45	105.20
67	B1	2989	A	O5'-C5'-C4'	-6.02	100.25	111.70
21	A2	812	U	O4'-C1'-N1	6.02	113.02	108.20
32	BO	13	ARG	NE-CZ-NH1	6.02	123.31	120.30
33	BC	314	TYR	CG-CD1-CE1	6.02	126.12	121.30
35	BL	25	HIS	CB-CA-C	-6.02	98.35	110.40
67	B1	54	G	C1'-O4'-C4'	-6.02	105.08	109.90
67	B1	829	G	P-O3'-C3'	-6.02	112.47	119.70
67	B1	1395	G	O4'-C1'-C2'	-6.02	99.78	105.80
67	B1	1407	A	C1'-O4'-C4'	6.02	114.72	109.90
67	B1	2893	U	C1'-O4'-C4'	-6.02	105.08	109.90
67	B1	2910	G	O4'-C1'-N9	6.02	113.02	108.20
21	A2	233	C	O4'-C1'-N1	6.02	113.02	108.20

*Continued on next page...*



*Continued from previous page...*

Mol	Chain	Res	Type	Atoms	Z	Observed(°)	Ideal(°)
63	Bg	44	LYS	C-N-CA	6.02	136.75	121.70
67	B1	32	C	C1'-O4'-C4'	-6.02	105.08	109.90
11	A1	51	G	O4'-C1'-C2'	6.02	113.02	107.60
21	A2	1054	A	C5'-C4'-C3'	-6.02	106.37	116.00
67	B1	410	C	C5'-C4'-C3'	-6.02	106.37	116.00
67	B1	950	G	C1'-O4'-C4'	-6.02	105.08	109.90
67	B1	2717	A	C3'-C2'-C1'	-6.02	96.68	101.50
21	A2	307	G	N9-C1'-C2'	-6.02	105.38	112.00
21	A2	774	U	P-O3'-C3'	6.02	126.92	119.70
21	A2	907	C	O4'-C1'-N1	6.02	113.01	108.20
21	A2	1180	G	O4'-C1'-C2'	-6.02	99.78	105.80
21	A2	1494	C	C3'-C2'-C1'	6.02	106.31	101.50
33	BC	195	LYS	CB-CA-C	-6.02	98.36	110.40
41	Ba	25	TRP	CG-CD2-CE3	-6.02	128.48	133.90
67	B1	856	A	C1'-O4'-C4'	6.02	114.71	109.90
67	B1	1338	G	C4'-C3'-C2'	-6.02	96.58	102.60
67	B1	1576	C	C1'-O4'-C4'	-6.02	105.09	109.90
67	B1	1721	U	O4'-C1'-C2'	6.02	113.02	107.60
67	B1	2743	U	O4'-C1'-N1	6.02	113.01	108.20
68	B3	17	G	C1'-O4'-C4'	6.02	114.71	109.90
21	A2	971	G	P-O3'-C3'	-6.02	112.48	119.70
27	A0	18	G	N9-C1'-C2'	-6.02	105.38	112.00
27	A0	34	G	C3'-C2'-C1'	-6.02	96.69	101.50
56	BH	91	LYS	C-N-CA	6.02	136.74	121.70
67	B1	1551	G	O5'-P-OP1	6.02	117.92	110.70
10	AD	110	TYR	CG-CD1-CE1	6.01	126.11	121.30
15	AE	100	TYR	N-CA-CB	6.01	121.43	110.60
21	A2	149	U	C3'-C2'-C1'	-6.01	96.69	101.50
27	A0	16	C	C1'-O4'-C4'	6.01	114.71	109.90
20	BG	7	VAL	CG1-CB-CG2	-6.01	101.28	110.90
67	B1	458	U	C3'-C2'-C1'	-6.01	96.69	101.50
67	B1	1365	G	N9-C1'-C2'	-6.01	105.38	112.00
67	B1	1748	C	C3'-C2'-C1'	6.01	106.31	101.50
67	B1	1922	A	P-O3'-C3'	6.01	126.92	119.70
18	AF	5	TRP	CD1-CG-CD2	-6.01	101.49	106.30
21	A2	873	A	O4'-C1'-C2'	-6.01	99.79	105.80
21	A2	885	G	C4'-C3'-C2'	-6.01	96.59	102.60
67	B1	445	G	C3'-C2'-C1'	-6.01	96.69	101.50
67	B1	2095	U	N1-C1'-C2'	6.01	121.82	114.00
46	BA	154	ARG	NE-CZ-NH1	-6.01	117.30	120.30
65	BJ	17	PRO	N-CD-CG	6.01	112.22	103.20
21	A2	117	C	P-O5'-C5'	6.01	130.52	120.90

*Continued on next page...*

*Continued from previous page...*

Mol	Chain	Res	Type	Atoms	Z	Observed(°)	Ideal(°)
28	B6	85	TYR	CB-CG-CD2	-6.01	117.39	121.00
67	B1	1082	A	N9-C1'-C2'	6.01	121.81	114.00
67	B1	1188	C	C1'-O4'-C4'	-6.01	105.09	109.90
67	B1	1286	G	C1'-O4'-C4'	-6.01	105.09	109.90
21	A2	720	A	C5'-C4'-C3'	6.01	125.61	116.00
25	AH	80	LYS	CD-CE-NZ	6.01	125.52	111.70
54	BF	8	ARG	CD-NE-CZ	6.01	132.01	123.60
60	BS	24	ASP	CB-CG-OD1	-6.01	112.89	118.30
67	B1	1868	C	C3'-C2'-C1'	6.01	106.31	101.50
7	AB	62	PHE	CB-CG-CD1	-6.01	116.59	120.80
56	BH	116	ALA	CB-CA-C	-6.01	101.09	110.10
67	B1	798	G	C3'-C2'-C1'	6.01	106.30	101.50
67	B1	1975	C	C1'-O4'-C4'	6.01	114.70	109.90
67	B1	2941	A	O4'-C1'-N9	6.01	113.01	108.20
21	A2	223	G	O4'-C1'-C2'	6.00	113.00	107.60
21	A2	1292	A	OP1-P-OP2	-6.00	110.59	119.60
21	A2	597	C	C4'-C3'-C2'	-6.00	96.60	102.60
30	AU	91	TYR	CZ-CE2-CD2	-6.00	114.40	119.80
67	B1	143	C	N1-C1'-C2'	6.00	121.81	114.00
67	B1	1064	G	C1'-O4'-C4'	-6.00	105.10	109.90
67	B1	1962	G	O4'-C1'-C2'	6.00	113.00	107.60
67	B1	1997	C	O4'-C1'-N1	6.00	113.00	108.20
67	B1	885	A	O4'-C1'-C2'	-6.00	99.80	105.80
67	B1	1164	C	C1'-O4'-C4'	-6.00	105.10	109.90
67	B1	2839	A	C1'-O4'-C4'	6.00	114.70	109.90
21	A2	340	A	P-O5'-C5'	-6.00	111.30	120.90
21	A2	460	C	C6-N1-C1'	-6.00	113.60	120.80
67	B1	764	G	C4'-C3'-C2'	-6.00	96.60	102.60
67	B1	2067	U	C1'-O4'-C4'	6.00	114.70	109.90
67	B1	2262	C	C4'-C3'-C2'	-6.00	96.60	102.60
21	A2	609	G	O4'-C1'-N9	6.00	113.00	108.20
21	A2	695	G	C1'-O4'-C4'	-6.00	105.10	109.90
49	BQ	86	THR	N-CA-CB	6.00	121.70	110.30
59	BM	183	ARG	NE-CZ-NH2	-6.00	117.30	120.30
60	BS	59	ARG	NE-CZ-NH1	6.00	123.30	120.30
67	B1	374	C	C4'-C3'-C2'	-6.00	96.60	102.60
67	B1	607	C	C3'-C2'-C1'	6.00	106.30	101.50
67	B1	687	C	C5'-C4'-O4'	6.00	116.30	109.10
68	B3	99	G	OP2-P-O3'	6.00	118.40	105.20
21	A2	921	G	O4'-C1'-N9	6.00	113.00	108.20
67	B1	1567	C	C5'-C4'-C3'	6.00	125.59	116.00
67	B1	1577	C	C1'-O4'-C4'	-6.00	105.10	109.90

*Continued on next page...*

*Continued from previous page...*

Mol	Chain	Res	Type	Atoms	Z	Observed(°)	Ideal(°)
67	B1	1672	G	C5'-C4'-C3'	6.00	125.59	116.00
67	B1	1860	A	N9-C1'-C2'	-6.00	105.40	112.00
67	B1	1914	U	O4'-C1'-N1	6.00	113.00	108.20
67	B1	2101	A	O4'-C1'-C2'	-6.00	99.80	105.80
67	B1	2376	U	C5'-C4'-O4'	6.00	116.30	109.10
21	A2	114	A	O4'-C1'-C2'	6.00	113.00	107.60
67	B1	665	C	C5'-C4'-C3'	-6.00	106.41	116.00
58	BP	13	ARG	NE-CZ-NH2	-5.99	117.30	120.30
67	B1	427	G	O4'-C1'-N9	5.99	113.00	108.20
67	B1	1124	G	N9-C1'-C2'	5.99	121.79	114.00
67	B1	1105	C	N1-C1'-C2'	5.99	121.79	114.00
68	B3	74	U	O4'-C1'-C2'	-5.99	99.81	105.80
11	A1	72	C	C1'-O4'-C4'	5.99	114.69	109.90
21	A2	1286	C	C5'-C4'-O4'	5.99	116.29	109.10
24	AA	193	GLU	OE1-CD-OE2	5.99	130.49	123.30
67	B1	412	G	N9-C1'-C2'	5.99	121.79	114.00
67	B1	1340	G	P-O5'-C5'	-5.99	111.32	120.90
67	B1	2173	U	P-O5'-C5'	-5.99	111.32	120.90
17	AO	110	ARG	NH1-CZ-NH2	5.99	125.99	119.40
21	A2	1031	G	P-O3'-C3'	5.99	126.89	119.70
28	B6	21	PHE	CB-CG-CD1	-5.99	116.61	120.80
64	Bc	53	LEU	CB-CA-C	-5.99	98.82	110.20
67	B1	231	G	O4'-C1'-N9	5.99	112.99	108.20
67	B1	659	U	O4'-C1'-N1	5.99	112.99	108.20
67	B1	1950	G	N9-C1'-C2'	-5.99	105.41	112.00
11	A1	7	G	O4'-C1'-N9	5.99	112.99	108.20
21	A2	1162	G	C4'-C3'-C2'	-5.99	96.61	102.60
35	BL	9	ARG	CB-CG-CD	5.99	127.16	111.60
41	Ba	30	ARG	NE-CZ-NH1	5.99	123.29	120.30
20	BG	63	VAL	CG1-CB-CG2	5.99	120.48	110.90
67	B1	126	U	O4'-C1'-N1	5.99	112.99	108.20
67	B1	412	G	P-O5'-C5'	-5.99	111.32	120.90
67	B1	642	G	O4'-C1'-C2'	5.99	112.99	107.60
67	B1	675	G	C1'-O4'-C4'	-5.99	105.11	109.90
67	B1	801	A	C1'-O4'-C4'	5.99	114.69	109.90
67	B1	1741	C	C1'-O4'-C4'	-5.99	105.11	109.90
67	B1	2954	C	O4'-C1'-C2'	-5.99	99.81	105.80
12	AN	89	PRO	C-N-CA	5.98	134.87	122.30
62	BN	72	TYR	CB-CG-CD1	-5.98	117.41	121.00
67	B1	2925	C	N1-C1'-C2'	5.98	121.78	114.00
21	A2	411	C	C1'-O4'-C4'	5.98	114.69	109.90
21	A2	880	G	N9-C1'-C2'	5.98	121.78	114.00

*Continued on next page...*

*Continued from previous page...*

Mol	Chain	Res	Type	Atoms	Z	Observed(°)	Ideal(°)
28	B6	72	TYR	CG-CD2-CE2	-5.98	116.52	121.30
67	B1	599	G	C1'-O4'-C4'	-5.98	105.11	109.90
67	B1	1157	U	C3'-C2'-C1'	5.98	106.29	101.50
67	B1	1184	U	C3'-C2'-C1'	-5.98	96.71	101.50
67	B1	1267	A	C3'-C2'-C1'	-5.98	96.71	101.50
67	B1	1570	C	O3'-P-O5'	5.98	115.37	104.00
67	B1	1968	A	N9-C1'-C2'	-5.98	105.42	112.00
21	A2	14	C	N1-C1'-C2'	5.98	121.77	114.00
32	BO	34	ARG	NE-CZ-NH2	-5.98	117.31	120.30
33	BC	139	TYR	CB-CG-CD2	5.98	124.59	121.00
43	Bk	43	ARG	CB-CA-C	-5.98	98.44	110.40
52	BB	30	TYR	CD1-CE1-CZ	-5.98	114.42	119.80
67	B1	876	C	N1-C1'-C2'	5.98	121.78	114.00
67	B1	1510	U	O4'-C1'-N1	5.98	112.98	108.20
67	B1	1983	C	C5'-C4'-O4'	5.98	116.28	109.10
67	B1	2335	G	C3'-C2'-C1'	5.98	106.28	101.50
67	B1	66	C	N1-C1'-C2'	5.98	121.77	114.00
67	B1	382	G	O4'-C1'-N9	5.98	112.98	108.20
67	B1	438	G	C1'-O4'-C4'	-5.98	105.12	109.90
67	B1	865	C	N1-C1'-C2'	5.98	121.77	114.00
67	B1	1221	U	C4'-C3'-C2'	-5.98	96.62	102.60
67	B1	1622	G	C3'-C2'-C1'	5.98	106.28	101.50
67	B1	2179	G	N9-C1'-C2'	-5.98	105.42	112.00
21	A2	1325	C	N1-C1'-C2'	5.98	121.77	114.00
67	B1	59	U	O4'-C1'-C2'	-5.98	99.82	105.80
67	B1	874	U	O4'-C1'-C2'	-5.98	99.82	105.80
67	B1	2922	G	O4'-C1'-C2'	-5.98	99.82	105.80
10	AD	110	TYR	CD1-CE1-CZ	-5.98	114.42	119.80
21	A2	409	C	P-O3'-C3'	-5.97	112.53	119.70
21	A2	802	G	C3'-C2'-C1'	-5.97	96.72	101.50
67	B1	488	A	C5'-C4'-O4'	5.97	116.27	109.10
67	B1	683	C	C4'-C3'-C2'	-5.97	96.62	102.60
67	B1	2054	G	C5'-C4'-O4'	5.97	116.27	109.10
67	B1	2150	G	C4'-C3'-C2'	-5.97	96.62	102.60
67	B1	2279	G	P-O3'-C3'	5.97	126.87	119.70
21	A2	102	U	C3'-C2'-C1'	5.97	106.28	101.50
21	A2	150	G	N9-C1'-C2'	-5.97	105.43	112.00
21	A2	540	G	O4'-C1'-N9	5.97	112.98	108.20
21	A2	1078	U	P-O3'-C3'	5.97	126.87	119.70
67	B1	1149	C	O4'-C1'-C2'	-5.97	99.83	105.80
67	B1	2312	U	C1'-O4'-C4'	5.97	114.68	109.90
67	B1	2423	G	P-O3'-C3'	-5.97	112.53	119.70

*Continued on next page...*

*Continued from previous page...*

Mol	Chain	Res	Type	Atoms	Z	Observed(°)	Ideal(°)
21	A2	169	C	P-O3'-C3'	-5.97	112.54	119.70
21	A2	1333	G	O4'-C1'-C2'	-5.97	99.83	105.80
21	A2	1368	A	N9-C1'-C2'	-5.97	105.43	112.00
40	BE	64	THR	N-CA-C	-5.97	94.88	111.00
43	Bk	33	MET	CA-C-N	-5.97	100.38	117.10
43	Bk	195	TYR	CB-CG-CD2	-5.97	117.42	121.00
64	Bc	63	THR	N-CA-CB	5.97	121.64	110.30
67	B1	449	G	C3'-C2'-C1'	5.97	106.28	101.50
67	B1	1518	G	C5'-C4'-C3'	5.97	125.55	116.00
21	A2	240	U	C3'-C2'-C1'	5.97	106.27	101.50
21	A2	643	G	O4'-C1'-N9	5.97	112.97	108.20
51	Bj	28	ARG	N-CA-CB	5.97	121.34	110.60
60	BS	141	GLU	OE1-CD-OE2	-5.97	116.14	123.30
67	B1	110	A	C1'-O4'-C4'	5.97	114.67	109.90
67	B1	2929	C	C3'-C2'-C1'	5.97	106.27	101.50
68	B3	94	G	N9-C1'-C2'	5.97	121.76	114.00
4	AG	99	LYS	N-CA-CB	-5.97	99.86	110.60
7	AB	36	ARG	NE-CZ-NH1	5.97	123.28	120.30
21	A2	1091	C	P-O3'-C3'	-5.97	112.54	119.70
21	A2	1304	C	N3-C4-C5	-5.97	119.51	121.90
67	B1	658	C	C1'-O4'-C4'	5.97	114.67	109.90
67	B1	939	A	C3'-C2'-C1'	5.97	106.27	101.50
67	B1	1127	C	O4'-C1'-C2'	-5.97	99.83	105.80
67	B1	2857	C	O4'-C1'-C2'	-5.97	99.83	105.80
7	AB	151	ASP	CB-CG-OD2	5.96	123.67	118.30
64	Bc	11	ARG	NE-CZ-NH1	5.96	123.28	120.30
67	B1	2055	U	C1'-O4'-C4'	5.96	114.67	109.90
67	B1	2666	G	N9-C1'-C2'	5.96	121.75	114.00
27	A0	19	G	C5'-C4'-C3'	-5.96	106.46	116.00
68	B3	75	G	O4'-C4'-C3'	-5.96	98.04	104.00
21	A2	270	A	N9-C1'-C2'	-5.96	105.44	112.00
21	A2	809	C	O4'-C1'-N1	5.96	112.97	108.20
62	BN	72	TYR	CG-CD1-CE1	5.96	126.07	121.30
67	B1	380	A	O4'-C4'-C3'	-5.96	98.04	104.00
67	B1	465	C	N1-C1'-C2'	5.96	121.75	114.00
67	B1	762	G	C4'-C3'-C2'	5.96	108.56	102.60
67	B1	990	G	P-O3'-C3'	-5.96	112.55	119.70
67	B1	1818	G	C5'-C4'-O4'	5.96	116.25	109.10
67	B1	2532	G	P-O5'-C5'	-5.96	111.36	120.90
21	A2	1339	G	C3'-C2'-C1'	-5.96	96.73	101.50
67	B1	17	C	O4'-C1'-N1	5.96	112.97	108.20
67	B1	1610	C	OP1-P-OP2	-5.96	110.66	119.60

*Continued on next page...*

*Continued from previous page...*

Mol	Chain	Res	Type	Atoms	Z	Observed(°)	Ideal(°)
67	B1	2245	C	C4'-C3'-C2'	-5.96	96.64	102.60
67	B1	2491	C	O4'-C1'-C2'	-5.96	99.84	105.80
21	A2	622	C	C1'-O4'-C4'	5.96	114.67	109.90
21	A2	1416	C	O4'-C1'-C2'	-5.96	99.84	105.80
67	B1	1250	A	O4'-C4'-C3'	-5.96	98.04	104.00
67	B1	1366	U	O4'-C4'-C3'	-5.96	98.04	104.00
67	B1	1910	C	C3'-C2'-C1'	5.96	106.27	101.50
67	B1	2067	U	O4'-C1'-C2'	-5.96	99.84	105.80
67	B1	2265	C	C3'-C2'-C1'	5.96	106.27	101.50
67	B1	2314	U	O4'-C1'-N1	5.96	112.97	108.20
21	A2	368	C	C2'-C3'-O3'	5.96	123.23	113.70
25	AH	86	MET	CB-CA-C	-5.96	98.49	110.40
67	B1	111	U	O4'-C1'-C2'	-5.96	99.84	105.80
67	B1	232	U	O4'-C1'-N1	5.96	112.97	108.20
67	B1	1450	C	OP1-P-OP2	-5.96	110.67	119.60
67	B1	2028	G	N9-C1'-C2'	5.96	121.74	114.00
21	A2	550	G	C1'-O4'-C4'	-5.96	105.14	109.90
21	A2	1346	C	N1-C1'-C2'	5.96	121.74	114.00
33	BC	9	ARG	NE-CZ-NH2	-5.96	117.32	120.30
67	B1	2155	C	P-O3'-C3'	-5.96	112.55	119.70
67	B1	2905	C	OP1-P-OP2	-5.96	110.67	119.60
21	A2	1094	U	C3'-C2'-C1'	5.95	106.26	101.50
23	AT	8	TYR	CG-CD2-CE2	-5.95	116.54	121.30
47	BI	121	SER	N-CA-C	-5.95	94.92	111.00
67	B1	2692	A	O4'-C1'-N9	5.95	112.96	108.20
21	A2	1017	U	O4'-C1'-C2'	-5.95	99.85	105.80
21	A2	1030	U	P-O5'-C5'	-5.95	111.38	120.90
67	B1	1423	G	N9-C1'-C2'	-5.95	105.45	112.00
21	A2	363	C	C1'-O4'-C4'	5.95	114.66	109.90
21	A2	1171	G	C1'-O4'-C4'	5.95	114.66	109.90
54	BF	88	TYR	CB-CG-CD2	-5.95	117.43	121.00
56	BH	114	MET	CB-CA-C	-5.95	98.50	110.40
67	B1	1927	C	O4'-C1'-C2'	-5.95	99.85	105.80
67	B1	2327	C	C4'-C3'-C2'	-5.95	96.65	102.60
21	A2	451	A	O4'-C1'-N9	5.95	112.96	108.20
21	A2	1365	G	O4'-C1'-C2'	5.95	112.95	107.60
30	AU	92	LYS	CB-CA-C	-5.95	98.50	110.40
38	Bb	82	VAL	N-CA-C	-5.95	94.94	111.00
43	Bk	20	LYS	CB-CA-C	-5.95	98.50	110.40
43	Bk	107	ARG	NE-CZ-NH2	-5.95	117.33	120.30
67	B1	15	A	O4'-C1'-N9	5.95	112.96	108.20
67	B1	19	G	N9-C1'-C2'	-5.95	105.46	112.00

*Continued on next page...*

*Continued from previous page...*

Mol	Chain	Res	Type	Atoms	Z	Observed(°)	Ideal(°)
67	B1	109	G	C4'-C3'-C2'	-5.95	96.65	102.60
67	B1	1626	A	C3'-C2'-C1'	5.95	106.26	101.50
21	A2	197	A	OP1-P-OP2	-5.95	110.68	119.60
21	A2	1354	A	O4'-C1'-N9	-5.95	103.44	108.20
67	B1	2317	G	C3'-C2'-C1'	-5.95	96.74	101.50
27	A0	74	C	O3'-P-O5'	-5.95	92.70	104.00
61	Bd	50	ARG	NE-CZ-NH2	-5.95	117.33	120.30
67	B1	1660	A	C5-C6-N6	-5.95	118.94	123.70
67	B1	2054	G	O4'-C1'-N9	5.95	112.96	108.20
67	B1	2300	C	N1-C1'-C2'	5.95	121.73	114.00
67	B1	2595	C	O4'-C1'-N1	5.95	112.96	108.20
10	AD	121	ALA	CB-CA-C	-5.94	101.18	110.10
67	B1	879	A	C3'-C2'-C1'	-5.94	96.74	101.50
67	B1	1797	A	P-O5'-C5'	5.94	130.41	120.90
67	B1	2820	C	C3'-C2'-C1'	5.94	106.26	101.50
67	B1	111	U	C3'-C2'-C1'	-5.94	96.75	101.50
67	B1	380	A	C1'-O4'-C4'	-5.94	105.15	109.90
67	B1	1451	A	O4'-C1'-C2'	-5.94	99.86	105.80
8	AR	63	TYR	CG-CD2-CE2	-5.94	116.55	121.30
21	A2	1139	A	C4'-C3'-C2'	-5.94	96.66	102.60
49	BQ	147	LEU	CB-CG-CD2	5.94	121.10	111.00
67	B1	334	G	C3'-C2'-C1'	5.94	106.25	101.50
67	B1	1892	G	O4'-C1'-N9	5.94	112.95	108.20
67	B1	2185	A	C3'-C2'-C1'	-5.94	96.75	101.50
21	A2	563	U	C1'-O4'-C4'	5.94	114.65	109.90
21	A2	1108	U	C3'-C2'-C1'	5.94	106.25	101.50
67	B1	130	G	C4'-C3'-C2'	-5.94	96.66	102.60
67	B1	508	G	O4'-C1'-N9	5.94	112.95	108.20
67	B1	648	C	N1-C1'-C2'	-5.94	105.47	112.00
67	B1	1643	A	C1'-O4'-C4'	5.94	114.65	109.90
21	A2	683	A	O4'-C4'-C3'	-5.94	98.06	104.00
21	A2	1008	U	N1-C1'-C2'	5.94	121.72	114.00
21	A2	1267	U	O4'-C1'-N1	5.94	112.95	108.20
67	B1	130	G	O4'-C1'-C2'	-5.94	99.86	105.80
67	B1	833	G	C3'-C2'-C1'	5.94	106.25	101.50
67	B1	902	C	C1'-O4'-C4'	5.94	114.65	109.90
67	B1	1115	A	O4'-C1'-N9	-5.94	103.45	108.20
67	B1	2384	G	C5'-C4'-O4'	5.94	116.22	109.10
67	B1	2876	G	C1'-O4'-C4'	5.94	114.65	109.90
67	B1	2941	A	C1'-O4'-C4'	5.94	114.65	109.90
21	A2	600	C	P-O3'-C3'	-5.94	112.58	119.70
21	A2	106	A	O5'-P-OP1	-5.93	100.36	105.70

*Continued on next page...*

*Continued from previous page...*

Mol	Chain	Res	Type	Atoms	Z	Observed(°)	Ideal(°)
21	A2	994	C	C3'-C2'-C1'	5.93	106.25	101.50
67	B1	740	C	C3'-C2'-C1'	5.93	106.25	101.50
67	B1	1309	G	O4'-C4'-C3'	-5.93	98.07	104.00
67	B1	1407	A	P-O5'-C5'	5.93	130.40	120.90
67	B1	1563	G	O3'-P-O5'	-5.93	92.72	104.00
67	B1	2297	C	P-O3'-C3'	-5.93	112.58	119.70
2	AK	92	ASP	CB-CG-OD1	5.93	123.64	118.30
21	A2	62	G	O4'-C1'-N9	-5.93	103.45	108.20
21	A2	726	A	N9-C1'-C2'	5.93	121.71	114.00
42	BT	67	TYR	CD1-CE1-CZ	-5.93	114.46	119.80
52	BB	187	LYS	N-CA-CB	5.93	121.28	110.60
67	B1	191	U	O4'-C1'-N1	5.93	112.95	108.20
67	B1	1209	A	O4'-C1'-C2'	-5.93	99.87	105.80
67	B1	1898	A	N9-C1'-C2'	-5.93	105.47	112.00
67	B1	2191	U	O4'-C1'-C2'	5.93	112.94	107.60
67	B1	2250	G	O4'-C1'-N9	5.93	112.95	108.20
21	A2	977	G	O4'-C1'-C2'	5.93	112.94	107.60
67	B1	2694	C	C1'-O4'-C4'	-5.93	105.16	109.90
7	AB	200	VAL	CA-CB-CG2	-5.93	102.00	110.90
21	A2	338	C	C1'-O4'-C4'	5.93	114.64	109.90
21	A2	1089	C	C5'-C4'-C3'	5.93	125.49	116.00
67	B1	69	C	O4'-C1'-N1	5.93	112.94	108.20
67	B1	423	G	O4'-C1'-C2'	5.93	112.94	107.60
67	B1	587	A	O4'-C1'-N9	5.93	112.94	108.20
67	B1	1318	G	C5'-C4'-C3'	5.93	125.49	116.00
67	B1	1349	G	OP1-P-OP2	-5.93	110.71	119.60
67	B1	1534	G	O4'-C1'-C2'	5.93	112.94	107.60
68	B3	87	G	C5'-C4'-O4'	5.93	116.22	109.10
21	A2	1421	C	N1-C1'-C2'	5.93	121.71	114.00
28	AV	60	PHE	CA-C-N	5.93	128.06	116.20
67	B1	992	G	O4'-C1'-N9	5.93	112.94	108.20
21	A2	1322	C	OP1-P-OP2	-5.93	110.71	119.60
28	AV	97	GLU	C-N-CA	5.93	134.75	122.30
67	B1	1555	G	O4'-C1'-C2'	-5.93	99.87	105.80
21	A2	134	A	O4'-C1'-N9	5.92	112.94	108.20
67	B1	2502	C	P-O5'-C5'	5.92	130.38	120.90
51	Bj	42	ARG	NE-CZ-NH1	-5.92	117.34	120.30
51	Bj	82	ARG	CB-CA-C	5.92	122.25	110.40
67	B1	229	G	O4'-C1'-N9	5.92	112.94	108.20
67	B1	857	U	O4'-C1'-N1	5.92	112.94	108.20
67	B1	1336	G	C4'-C3'-C2'	-5.92	96.68	102.60
67	B1	1507	A	C1'-O4'-C4'	-5.92	105.16	109.90

*Continued on next page...*



*Continued from previous page...*

Mol	Chain	Res	Type	Atoms	Z	Observed(°)	Ideal(°)
67	B1	1689	G	P-O3'-C3'	5.92	126.81	119.70
11	A1	2	G	O4'-C4'-C3'	-5.92	98.08	104.00
21	A2	1256	C	C1'-O4'-C4'	5.92	114.64	109.90
33	BC	172	TRP	CB-CG-CD1	5.92	134.70	127.00
34	BK	46	ARG	CA-CB-CG	5.92	126.43	113.40
67	B1	490	C	P-O5'-C5'	5.92	130.37	120.90
67	B1	1495	A	C1'-O4'-C4'	-5.92	105.16	109.90
67	B1	1964	G	C1'-O4'-C4'	-5.92	105.16	109.90
67	B1	2682	G	P-O3'-C3'	-5.92	112.60	119.70
21	A2	557	G	C4'-C3'-C2'	-5.92	96.68	102.60
21	A2	1073	C	C1'-O4'-C4'	-5.92	105.17	109.90
30	AU	34	PHE	CB-CG-CD2	5.92	124.94	120.80
41	Ba	7	GLU	C-N-CA	5.92	136.50	121.70
67	B1	615	A	N9-C1'-C2'	-5.92	105.49	112.00
67	B1	918	A	O4'-C1'-N9	-5.92	103.47	108.20
15	AE	163	THR	N-CA-C	-5.92	95.03	111.00
21	A2	326	C	C1'-O4'-C4'	-5.92	105.17	109.90
21	A2	1213	G	O5'-P-OP1	5.92	117.80	110.70
46	BA	5	ARG	NE-CZ-NH1	-5.92	117.34	120.30
67	B1	131	C	N1-C1'-C2'	5.92	121.69	114.00
67	B1	1769	G	C5'-C4'-O4'	5.92	116.20	109.10
67	B1	2263	G	N9-C1'-C2'	-5.92	105.49	112.00
67	B1	2607	U	C1'-O4'-C4'	5.92	114.63	109.90
21	A2	574	A	N9-C1'-C2'	-5.92	105.49	112.00
67	B1	942	U	OP1-P-OP2	-5.92	110.73	119.60
5	AW	56	ALA	N-CA-CB	5.91	118.38	110.10
21	A2	1455	A	O4'-C1'-N9	5.91	112.93	108.20
34	B5	5	ASP	O-C-N	-5.91	113.24	122.70
52	BB	123	ARG	NE-CZ-NH1	5.91	123.26	120.30
67	B1	363	G	C3'-C2'-C1'	-5.91	96.77	101.50
67	B1	2197	U	C3'-C2'-C1'	5.91	106.23	101.50
68	B3	73	U	P-O3'-C3'	5.91	126.80	119.70
21	A2	485	A	N9-C1'-C2'	-5.91	105.50	112.00
67	B1	969	U	O4'-C1'-C2'	-5.91	99.89	105.80
67	B1	2611	U	O4'-C1'-N1	5.91	112.93	108.20
21	A2	157	A	C4'-C3'-C2'	-5.91	96.69	102.60
21	A2	1492	U	N1-C1'-C2'	-5.91	105.50	112.00
46	BA	143	THR	CA-CB-CG2	-5.91	104.12	112.40
67	B1	1524	A	P-O3'-C3'	-5.91	112.61	119.70
67	B1	2146	C	N1-C1'-C2'	5.91	121.69	114.00
21	A2	90	C	C3'-C2'-C1'	-5.91	96.77	101.50
21	A2	963	A	C4-C5-C6	5.91	119.95	117.00

*Continued on next page...*

*Continued from previous page...*

Mol	Chain	Res	Type	Atoms	Z	Observed(°)	Ideal(°)
61	Bd	11	ARG	N-CA-C	-5.91	95.05	111.00
67	B1	1229	U	C1'-O4'-C4'	-5.91	105.17	109.90
67	B1	1668	G	C1'-O4'-C4'	-5.91	105.17	109.90
67	B1	2213	G	O4'-C1'-C2'	5.91	112.92	107.60
67	B1	2479	C	C3'-C2'-C1'	5.91	106.23	101.50
11	A1	58	A	N9-C1'-C2'	-5.91	105.50	112.00
67	B1	900	C	O4'-C1'-C2'	-5.91	99.89	105.80
67	B1	1248	C	O4'-C1'-C2'	5.91	112.92	107.60
11	A1	56	U	C1'-O4'-C4'	-5.91	105.17	109.90
11	A1	66	C	O4'-C1'-C2'	-5.91	99.89	105.80
21	A2	841	C	C3'-C2'-C1'	5.91	106.22	101.50
33	BC	86	TYR	CB-CG-CD2	-5.91	117.46	121.00
61	Bd	11	ARG	NE-CZ-NH2	-5.91	117.35	120.30
67	B1	408	C	O3'-P-O5'	-5.91	92.78	104.00
67	B1	1358	C	O4'-C1'-N1	5.91	112.92	108.20
67	B1	2864	G	C3'-C2'-C1'	5.91	106.22	101.50
15	AE	158	TYR	CG-CD1-CE1	-5.90	116.58	121.30
21	A2	531	G	P-O5'-C5'	5.90	130.35	120.90
21	A2	631	C	O4'-C1'-N1	5.90	112.92	108.20
27	A0	17	U	C1'-O4'-C4'	5.90	114.62	109.90
59	BM	183	ARG	NE-CZ-NH1	5.90	123.25	120.30
67	B1	617	G	C1'-O4'-C4'	5.90	114.62	109.90
67	B1	2642	C	C1'-O4'-C4'	-5.90	105.18	109.90
21	A2	872	A	N9-C1'-C2'	5.90	121.67	114.00
21	A2	1256	C	C3'-C2'-C1'	5.90	106.22	101.50
21	A2	1456	C	N1-C1'-C2'	5.90	121.67	114.00
21	A2	1461	U	O4'-C4'-C3'	5.90	110.82	106.10
58	BP	44	ARG	NE-CZ-NH1	-5.90	117.35	120.30
67	B1	991	U	N1-C1'-C2'	5.90	121.67	114.00
67	B1	1236	C	OP1-P-OP2	-5.90	110.75	119.60
67	B1	2569	G	C3'-C2'-C1'	5.90	106.22	101.50
8	AR	73	HIS	CA-CB-CG	5.90	123.63	113.60
21	A2	789	G	C3'-C2'-C1'	-5.90	96.78	101.50
21	A2	1020	G	P-O3'-C3'	-5.90	112.62	119.70
50	BV	34	SER	N-CA-CB	5.90	119.35	110.50
54	BF	40	PHE	CB-CG-CD1	5.90	124.93	120.80
64	Bc	11	ARG	CB-CA-C	-5.90	98.60	110.40
67	B1	238	C	C5'-C4'-C3'	-5.90	106.56	116.00
67	B1	518	A	C1'-O4'-C4'	5.90	114.62	109.90
67	B1	2998	G	O4'-C1'-C2'	5.90	112.91	107.60
21	A2	414	G	P-O3'-C3'	-5.90	112.62	119.70
67	B1	1540	A	O4'-C1'-N9	5.90	112.92	108.20

*Continued on next page...*

*Continued from previous page...*

Mol	Chain	Res	Type	Atoms	Z	Observed(°)	Ideal(°)
67	B1	2437	G	P-O3'-C3'	5.90	126.78	119.70
68	B3	35	A	C3'-C2'-C1'	5.90	106.22	101.50
21	A2	1261	U	C1'-O4'-C4'	-5.90	105.18	109.90
21	A2	1298	G	C1'-O4'-C4'	-5.90	105.18	109.90
21	A2	1318	U	C1'-O4'-C4'	5.90	114.62	109.90
51	Bj	41	ARG	NE-CZ-NH2	-5.90	117.35	120.30
68	B3	83	C	C3'-C2'-C1'	5.90	106.22	101.50
21	A2	63	G	P-O5'-C5'	-5.90	111.47	120.90
51	Bj	54	LYS	C-N-CD	-5.90	107.63	120.60
67	B1	825	C	O4'-C1'-N1	5.90	112.92	108.20
67	B1	940	G	C5'-C4'-C3'	5.90	125.43	116.00
67	B1	1028	G	O4'-C1'-N9	5.90	112.92	108.20
67	B1	1894	A	C3'-C2'-C1'	5.90	106.22	101.50
67	B1	2540	A	C3'-C2'-C1'	5.90	106.22	101.50
67	B1	2826	U	C3'-C2'-C1'	5.90	106.22	101.50
67	B1	2937	U	N1-C1'-C2'	-5.90	105.52	112.00
67	B1	1317	G	C1'-O4'-C4'	-5.89	105.19	109.90
67	B1	1421	C	C4'-C3'-C2'	5.89	108.49	102.60
67	B1	2121	C	C4'-C3'-C2'	-5.89	96.71	102.60
67	B1	2147	C	O4'-C1'-N1	5.89	112.92	108.20
11	A1	50	G	O4'-C1'-C2'	-5.89	99.91	105.80
67	B1	807	G	C4'-C3'-C2'	-5.89	96.71	102.60
67	B1	1495	A	C5'-C4'-O4'	5.89	116.17	109.10
67	B1	2937	U	O4'-C4'-C3'	-5.89	98.11	104.00
44	BW	42	MET	CB-CA-C	-5.89	98.62	110.40
10	AD	11	TYR	CZ-CE2-CD2	5.89	125.10	119.80
21	A2	86	C	O4'-C1'-N1	5.89	112.91	108.20
21	A2	368	C	P-O3'-C3'	5.89	126.77	119.70
27	A0	14	A	P-O3'-C3'	-5.89	112.63	119.70
59	BM	111	LEU	N-CA-CB	5.89	122.18	110.40
67	B1	1757	G	O4'-C1'-C2'	5.89	112.90	107.60
67	B1	2108	U	C1'-O4'-C4'	5.89	114.61	109.90
67	B1	2166	C	N3-C4-C5	-5.89	119.54	121.90
51	Bj	77	ALA	N-CA-CB	5.89	118.34	110.10
67	B1	1252	G	C5'-C4'-C3'	5.89	125.42	116.00
21	A2	204	G	C3'-C2'-C1'	5.89	106.21	101.50
21	A2	408	C	C4'-C3'-C2'	-5.89	96.71	102.60
21	A2	558	C	C3'-C2'-C1'	5.89	106.21	101.50
21	A2	1149	C	C5'-C4'-C3'	-5.89	106.58	116.00
65	BJ	84	ARG	NE-CZ-NH2	-5.89	117.36	120.30
67	B1	1307	C	C3'-C2'-C1'	5.89	106.21	101.50
21	A2	1189	G	C3'-C2'-C1'	5.88	106.21	101.50

*Continued on next page...*

*Continued from previous page...*

Mol	Chain	Res	Type	Atoms	Z	Observed(°)	Ideal(°)
67	B1	160	C	C1'-O4'-C4'	-5.88	105.19	109.90
67	B1	1257	G	O4'-C1'-C2'	5.88	112.90	107.60
67	B1	2300	C	P-O5'-C5'	5.88	130.32	120.90
67	B1	2314	U	C5'-C4'-C3'	-5.88	106.58	116.00
67	B1	198	C	O4'-C1'-N1	5.88	112.91	108.20
67	B1	540	A	C1'-O4'-C4'	5.88	114.61	109.90
10	AD	111	LYS	CA-CB-CG	5.88	126.34	113.40
21	A2	178	C	C1'-O4'-C4'	5.88	114.61	109.90
27	A0	48	C	C3'-C2'-C1'	5.88	106.21	101.50
34	BK	5	ASP	O-C-N	-5.88	113.29	122.70
59	BM	127	TRP	CG-CD2-CE3	-5.88	128.61	133.90
63	Bg	42	LYS	CB-CA-C	-5.88	98.64	110.40
67	B1	816	C	N1-C1'-C2'	5.88	121.64	114.00
67	B1	1830	U	P-O3'-C3'	-5.88	112.64	119.70
67	B1	2381	A	C5'-C4'-C3'	5.88	125.41	116.00
67	B1	2429	G	O4'-C1'-N9	5.88	112.91	108.20
21	A2	1146	G	C3'-C2'-C1'	5.88	106.20	101.50
59	BM	130	VAL	CA-CB-CG1	5.88	119.72	110.90
67	B1	1736	G	N9-C1'-C2'	5.88	121.64	114.00
67	B1	1772	A	O4'-C1'-C2'	-5.88	99.92	105.80
67	B1	423	G	C1'-O4'-C4'	-5.88	105.20	109.90
67	B1	448	A	O4'-C1'-C2'	-5.88	99.92	105.80
67	B1	1264	G	N9-C1'-C2'	5.88	121.64	114.00
4	AG	40	ALA	N-CA-CB	5.88	118.33	110.10
21	A2	1157	G	O4'-C1'-N9	5.88	112.90	108.20
67	B1	6	A	C3'-C2'-C1'	-5.88	96.80	101.50
67	B1	166	G	C1'-O4'-C4'	5.88	114.60	109.90
67	B1	487	U	C5'-C4'-O4'	5.88	116.15	109.10
67	B1	1354	G	O4'-C1'-C2'	-5.88	99.92	105.80
67	B1	1856	G	OP1-P-O3'	5.88	118.13	105.20
67	B1	2133	G	O5'-C5'-C4'	-5.88	100.53	111.70
67	B1	2776	A	N9-C1'-C2'	5.88	121.64	114.00
27	A0	39	U	O4'-C1'-N1	5.88	112.90	108.20
67	B1	1956	G	O3'-P-O5'	5.88	115.16	104.00
67	B1	2079	U	O4'-C1'-C2'	-5.88	99.92	105.80
67	B1	2702	A	P-O3'-C3'	5.88	126.75	119.70
67	B1	2720	U	O4'-C1'-C2'	-5.88	99.92	105.80
21	A2	1067	G	O3'-P-O5'	5.87	115.16	104.00
67	B1	31	G	O4'-C1'-N9	5.87	112.90	108.20
67	B1	676	G	C1'-O4'-C4'	-5.87	105.20	109.90
67	B1	1100	G	O4'-C1'-C2'	5.87	112.89	107.60
67	B1	1812	A	O3'-P-O5'	-5.87	92.84	104.00

*Continued on next page...*

*Continued from previous page...*

Mol	Chain	Res	Type	Atoms	Z	Observed(°)	Ideal(°)
67	B1	2960	G	P-O3'-C3'	5.87	126.75	119.70
21	A2	718	G	O4'-C1'-N9	-5.87	103.50	108.20
21	A2	998	A	C4-C5-C6	5.87	119.94	117.00
27	A0	44	C	O4'-C1'-C2'	-5.87	99.93	105.80
54	BF	179	GLY	N-CA-C	-5.87	98.42	113.10
67	B1	903	C	N1-C1'-C2'	5.87	121.63	114.00
67	B1	1743	G	N9-C1'-C2'	-5.87	105.54	112.00
67	B1	1844	C	O4'-C4'-C3'	-5.87	98.13	104.00
67	B1	336	C	C3'-C2'-C1'	5.87	106.20	101.50
1	AQ	37	VAL	CA-CB-CG2	-5.87	102.10	110.90
21	A2	1136	A	C1'-O4'-C4'	-5.87	105.21	109.90
49	BQ	97	LYS	CB-CA-C	5.87	122.14	110.40
67	B1	693	G	O4'-C4'-C3'	-5.87	98.13	104.00
67	B1	1166	A	C1'-O4'-C4'	-5.87	105.20	109.90
38	Bb	67	SER	N-CA-CB	5.87	119.30	110.50
41	Ba	30	ARG	N-CA-CB	5.87	121.16	110.60
67	B1	101	G	P-O5'-C5'	-5.87	111.52	120.90
67	B1	121	G	N9-C1'-C2'	5.87	121.63	114.00
67	B1	579	C	C2'-C3'-O3'	5.87	123.09	113.70
67	B1	2830	C	O4'-C1'-C2'	-5.87	99.93	105.80
21	A2	421	U	O4'-C1'-C2'	5.86	112.88	107.60
21	A2	1248	A	C1'-O4'-C4'	5.86	114.59	109.90
67	B1	192	U	C1'-O4'-C4'	-5.86	105.21	109.90
67	B1	654	C	C4'-C3'-C2'	-5.86	96.74	102.60
67	B1	704	G	C1'-O4'-C4'	5.86	114.59	109.90
67	B1	1316	U	C5'-C4'-O4'	-5.86	102.06	109.10
67	B1	1751	G	O4'-C4'-C3'	-5.86	98.14	104.00
67	B1	2038	C	C5'-C4'-O4'	5.86	116.14	109.10
67	B1	2801	G	P-O3'-C3'	-5.86	112.66	119.70
67	B1	2920	C	C1'-O4'-C4'	-5.86	105.21	109.90
51	Bj	52	ARG	NE-CZ-NH1	5.86	123.23	120.30
67	B1	215	A	C3'-C2'-C1'	-5.86	96.81	101.50
14	AM	109	GLY	CA-C-O	-5.86	110.05	120.60
21	A2	567	A	C5'-C4'-O4'	5.86	116.13	109.10
21	A2	685	G	O4'-C1'-N9	5.86	112.89	108.20
21	A2	1193	G	O4'-C1'-N9	-5.86	103.51	108.20
27	A0	16	C	O4'-C1'-C2'	-5.86	99.94	105.80
33	BC	322	MET	CG-SD-CE	-5.86	90.82	100.20
54	BF	78	MET	CG-SD-CE	-5.86	90.82	100.20
67	B1	961	C	C3'-C2'-C1'	5.86	106.19	101.50
67	B1	985	A	C4-C5-C6	5.86	119.93	117.00
67	B1	1258	G	OP1-P-OP2	-5.86	110.81	119.60

*Continued on next page...*

*Continued from previous page...*

Mol	Chain	Res	Type	Atoms	Z	Observed(°)	Ideal(°)
67	B1	1478	G	P-O3'-C3'	-5.86	112.67	119.70
67	B1	1728	C	C3'-C2'-C1'	5.86	106.19	101.50
67	B1	2991	C	N1-C1'-C2'	5.86	121.62	114.00
67	B1	520	G	P-O3'-C3'	5.86	126.73	119.70
21	A2	1067	G	O4'-C1'-C2'	-5.86	99.94	105.80
21	A2	1181	G	C1'-O4'-C4'	5.86	114.59	109.90
51	Bj	56	GLU	C-N-CA	5.86	134.60	122.30
61	Bd	11	ARG	N-CA-CB	5.86	121.14	110.60
67	B1	1075	G	O4'-C1'-N9	5.86	112.89	108.20
67	B1	2161	A	P-O3'-C3'	5.86	126.73	119.70
67	B1	2595	C	O4'-C1'-C2'	-5.86	99.94	105.80
5	AW	2	ALA	N-CA-CB	5.86	118.30	110.10
21	A2	114	A	C4'-C3'-C2'	5.86	108.45	102.60
21	A2	1156	A	N9-C1'-C2'	-5.86	105.56	112.00
39	Be	45	ARG	CB-CA-C	-5.86	98.69	110.40
49	BQ	142	LEU	CB-CA-C	5.86	121.32	110.20
67	B1	361	G	C4'-C3'-C2'	-5.86	96.74	102.60
67	B1	957	C	O4'-C1'-N1	5.86	112.88	108.20
67	B1	1097	G	C5'-C4'-O4'	-5.86	102.07	109.10
67	B1	1225	A	O4'-C1'-C2'	5.86	112.87	107.60
68	B3	79	U	N1-C1'-C2'	-5.86	105.56	112.00
21	A2	315	A	C1'-O4'-C4'	5.85	114.58	109.90
21	A2	584	C	C3'-C2'-C1'	5.85	106.18	101.50
21	A2	622	C	C3'-C2'-C1'	-5.85	96.82	101.50
36	Bf	3	ARG	NE-CZ-NH2	-5.85	117.37	120.30
15	AE	194	ALA	N-CA-CB	5.85	118.30	110.10
25	AH	9	PHE	CB-CG-CD1	-5.85	116.70	120.80
25	AH	85	PHE	CB-CG-CD2	5.85	124.90	120.80
45	Bi	10	ALA	CB-CA-C	-5.85	101.32	110.10
21	A2	82	G	C1'-O4'-C4'	-5.85	105.22	109.90
67	B1	2222	C	O4'-C1'-C2'	-5.85	99.95	105.80
4	AG	125	TYR	CB-CG-CD2	-5.85	117.49	121.00
17	AO	2	ALA	N-CA-CB	5.85	118.29	110.10
21	A2	1402	C	P-O3'-C3'	5.85	126.72	119.70
30	AU	86	ALA	CB-CA-C	-5.85	101.33	110.10
58	BP	71	ALA	CB-CA-C	5.85	118.87	110.10
61	Bd	52	VAL	CG1-CB-CG2	5.85	120.26	110.90
65	BJ	105	VAL	CA-CB-CG1	5.85	119.67	110.90
67	B1	653	U	O4'-C1'-N1	5.85	112.88	108.20
67	B1	820	C	O4'-C1'-C2'	-5.85	99.95	105.80
67	B1	1011	A	P-O5'-C5'	5.85	130.26	120.90
67	B1	1617	G	OP1-P-OP2	-5.85	110.83	119.60

*Continued on next page...*

*Continued from previous page...*

Mol	Chain	Res	Type	Atoms	Z	Observed(°)	Ideal(°)
67	B1	2419	U	C5'-C4'-C3'	-5.85	106.64	116.00
67	B1	2858	C	C1'-O4'-C4'	-5.85	105.22	109.90
21	A2	1061	A	C4'-C3'-C2'	-5.85	96.75	102.60
67	B1	1297	C	C3'-C2'-C1'	5.85	106.18	101.50
67	B1	2179	G	O4'-C1'-N9	5.85	112.88	108.20
67	B1	2393	G	C3'-C2'-C1'	-5.85	96.82	101.50
67	B1	2418	G	C3'-C2'-C1'	5.85	106.18	101.50
67	B1	2746	G	O4'-C1'-N9	5.85	112.88	108.20
20	A3	29	THR	CA-CB-CG2	-5.85	104.22	112.40
21	A2	821	G	C1'-O4'-C4'	5.85	114.58	109.90
21	A2	1159	U	N1-C1'-C2'	5.85	121.60	114.00
67	B1	952	C	C3'-C2'-C1'	5.85	106.18	101.50
67	B1	1489	G	P-O5'-C5'	-5.85	111.55	120.90
67	B1	1759	A	O4'-C1'-N9	5.85	112.88	108.20
67	B1	2441	A	O5'-P-OP2	-5.85	100.44	105.70
2	AK	108	VAL	CA-CB-CG2	5.84	119.67	110.90
15	AE	15	ALA	N-CA-CB	5.84	118.28	110.10
21	A2	209	A	C3'-C2'-C1'	5.84	106.17	101.50
21	A2	837	C	OP1-P-OP2	-5.84	110.83	119.60
26	AP	24	CYS	CA-CB-SG	5.84	124.52	114.00
67	B1	516	A	O4'-C4'-C3'	-5.84	98.16	104.00
67	B1	982	G	O4'-C1'-C2'	-5.84	99.95	105.80
67	B1	1499	C	O4'-C1'-N1	5.84	112.88	108.20
67	B1	1704	C	O4'-C1'-N1	5.84	112.88	108.20
67	B1	1927	C	N1-C1'-C2'	5.84	121.60	114.00
10	AD	56	ARG	NE-CZ-NH2	5.84	123.22	120.30
21	A2	89	G	C5'-C4'-C3'	-5.84	106.65	116.00
21	A2	676	G	C4'-C3'-C2'	5.84	108.44	102.60
27	A0	5	C	C3'-C2'-C1'	5.84	106.17	101.50
33	BC	189	GLY	N-CA-C	-5.84	98.49	113.10
67	B1	3009	C	C3'-C2'-C1'	5.84	106.17	101.50
21	A2	47	A	N9-C1'-C2'	5.84	121.59	114.00
21	A2	414	G	O4'-C1'-N9	5.84	112.87	108.20
67	B1	776	G	O4'-C1'-C2'	-5.84	99.96	105.80
67	B1	2846	A	C1'-O4'-C4'	-5.84	105.23	109.90
67	B1	1321	C	P-O3'-C3'	-5.84	112.69	119.70
8	AR	108	ARG	NE-CZ-NH1	5.84	123.22	120.30
67	B1	594	U	O4'-C1'-C2'	-5.84	99.96	105.80
67	B1	1750	C	O4'-C1'-N1	5.84	112.87	108.20
10	AD	109	VAL	CA-CB-CG1	5.84	119.66	110.90
21	A2	229	G	C1'-O4'-C4'	-5.84	105.23	109.90
26	AP	29	PRO	C-N-CA	5.84	136.29	121.70

*Continued on next page...*

*Continued from previous page...*

Mol	Chain	Res	Type	Atoms	Z	Observed(°)	Ideal(°)
36	Bf	4	ASN	CA-CB-CG	5.84	126.24	113.40
38	Bb	48	SER	N-CA-CB	5.84	119.25	110.50
56	BH	60	VAL	CA-CB-CG2	5.84	119.65	110.90
67	B1	875	G	C1'-O4'-C4'	-5.84	105.23	109.90
67	B1	931	C	N1-C1'-C2'	5.84	121.59	114.00
67	B1	2867	U	C3'-C2'-C1'	5.84	106.17	101.50
21	A2	451	A	C4-C5-C6	5.83	119.92	117.00
30	AU	77	TYR	CB-CG-CD1	5.83	124.50	121.00
38	Bb	41	ARG	NE-CZ-NH1	-5.83	117.38	120.30
67	B1	369	G	O4'-C1'-N9	-5.83	103.53	108.20
67	B1	1940	U	O4'-C1'-N1	5.83	112.87	108.20
68	B3	29	G	O4'-C1'-C2'	5.83	112.85	107.60
15	AE	153	ALA	N-CA-CB	5.83	118.27	110.10
21	A2	543	C	C3'-C2'-C1'	5.83	106.17	101.50
21	A2	686	C	C3'-C2'-C1'	5.83	106.17	101.50
21	A2	751	C	C1'-O4'-C4'	-5.83	105.23	109.90
62	BN	124	ALA	N-CA-CB	5.83	118.27	110.10
67	B1	1655	G	N9-C1'-C2'	5.83	121.58	114.00
68	B3	119	C	C4'-C3'-C2'	-5.83	96.77	102.60
21	A2	236	C	C3'-C2'-C1'	5.83	106.17	101.50
21	A2	1494	C	P-O5'-C5'	5.83	130.23	120.90
40	BE	135	PHE	CB-CG-CD1	5.83	124.88	120.80
48	BR	8	PHE	C-N-CA	5.83	136.28	121.70
67	B1	1516	C	C3'-C2'-C1'	5.83	106.17	101.50
6	AC	14	GLU	CA-CB-CG	5.83	126.23	113.40
21	A2	497	C	C5'-C4'-O4'	5.83	116.09	109.10
67	B1	1084	G	N9-C1'-C2'	5.83	121.58	114.00
67	B1	1993	A	P-O3'-C3'	-5.83	112.71	119.70
67	B1	2229	G	O4'-C1'-C2'	-5.83	99.97	105.80
67	B1	341	U	O4'-C1'-N1	5.83	112.86	108.20
21	A2	245	U	OP2-P-O3'	5.83	118.02	105.20
21	A2	434	A	C2'-C3'-O3'	5.83	123.02	113.70
21	A2	705	C	C1'-O4'-C4'	-5.83	105.24	109.90
21	A2	891	A	C4-C5-C6	5.83	119.91	117.00
67	B1	247	A	C1'-O4'-C4'	5.83	114.56	109.90
67	B1	344	G	C4'-C3'-C2'	-5.83	96.78	102.60
67	B1	603	G	C3'-C2'-C1'	5.83	106.16	101.50
67	B1	858	G	O4'-C1'-N9	-5.83	103.54	108.20
67	B1	1278	C	O4'-C1'-N1	-5.83	103.54	108.20
67	B1	1860	A	O4'-C1'-C2'	-5.83	99.97	105.80
67	B1	2092	G	O4'-C4'-C3'	-5.83	98.17	104.00
67	B1	2119	C	C5'-C4'-O4'	5.83	116.09	109.10

*Continued on next page...*



*Continued from previous page...*

Mol	Chain	Res	Type	Atoms	Z	Observed(°)	Ideal(°)
3	AI	60	VAL	N-CA-C	-5.82	95.28	111.00
21	A2	985	C	N3-C4-C5	-5.82	119.57	121.90
60	BS	65	ARG	CA-CB-CG	5.82	126.21	113.40
67	B1	84	A	O4'-C1'-N9	-5.82	103.54	108.20
67	B1	492	A	C1'-O4'-C4'	5.82	114.56	109.90
67	B1	553	C	O4'-C1'-N1	5.82	112.86	108.20
67	B1	556	G	P-O3'-C3'	-5.82	112.71	119.70
67	B1	1025	A	O4'-C1'-N9	5.82	112.86	108.20
67	B1	1245	C	C4'-C3'-C2'	5.82	108.42	102.60
67	B1	2580	G	O4'-C1'-N9	5.82	112.86	108.20
67	B1	2815	C	O4'-C1'-C2'	-5.82	99.98	105.80
68	B3	40	G	C5'-C4'-C3'	-5.82	106.68	116.00
5	AW	16	VAL	CA-CB-CG2	-5.82	102.17	110.90
67	B1	1178	G	N9-C1'-C2'	5.82	121.57	114.00
67	B1	2652	G	C3'-C2'-C1'	-5.82	96.84	101.50
21	A2	15	U	O4'-C1'-N1	5.82	112.86	108.20
21	A2	443	C	O4'-C1'-N1	5.82	112.86	108.20
21	A2	1461	U	P-O5'-C5'	-5.82	111.59	120.90
51	Bj	61	PRO	N-CA-C	5.82	127.23	112.10
67	B1	644	G	C3'-C2'-C1'	5.82	106.16	101.50
67	B1	714	C	C3'-C2'-C1'	5.82	106.16	101.50
67	B1	2335	G	O4'-C1'-C2'	5.82	112.84	107.60
67	B1	939	A	O4'-C1'-N9	5.82	112.86	108.20
21	A2	427	G	C3'-C2'-C1'	-5.82	96.84	101.50
21	A2	1485	G	O3'-P-O5'	-5.82	92.95	104.00
31	BY	127	ARG	NE-CZ-NH1	5.82	123.21	120.30
67	B1	139	G	C5'-C4'-O4'	5.82	116.08	109.10
67	B1	406	G	C3'-C2'-C1'	5.82	106.15	101.50
67	B1	1589	G	O4'-C1'-C2'	-5.82	99.98	105.80
67	B1	1590	C	C3'-C2'-C1'	5.82	106.15	101.50
27	A0	33	U	O4'-C1'-C2'	-5.82	99.98	105.80
34	B5	46	ARG	NE-CZ-NH1	5.82	123.21	120.30
39	Be	53	LYS	CB-CG-CD	5.82	126.72	111.60
67	B1	1274	G	C3'-C2'-C1'	-5.82	96.85	101.50
67	B1	2380	A	N9-C1'-C2'	5.82	121.56	114.00
21	A2	236	C	C1'-O4'-C4'	5.81	114.55	109.90
21	A2	715	C	C1'-O4'-C4'	-5.81	105.25	109.90
67	B1	267	C	C3'-C2'-C1'	5.81	106.15	101.50
21	A2	375	G	N9-C1'-C2'	5.81	121.56	114.00
21	A2	1227	A	C1'-O4'-C4'	-5.81	105.25	109.90
67	B1	9	A	C4-C5-C6	5.81	119.91	117.00
67	B1	937	A	O5'-C5'-C4'	-5.81	100.66	111.70

*Continued on next page...*

*Continued from previous page...*

Mol	Chain	Res	Type	Atoms	Z	Observed(°)	Ideal(°)
67	B1	1097	G	C1'-O4'-C4'	-5.81	105.25	109.90
67	B1	1613	A	C5'-C4'-O4'	5.81	116.08	109.10
67	B1	2340	A	C1'-O4'-C4'	-5.81	105.25	109.90
67	B1	2417	G	C4'-C3'-C2'	-5.81	96.79	102.60
11	A1	50	G	N9-C1'-C2'	-5.81	105.61	112.00
17	AO	48	PHE	CG-CD1-CE1	-5.81	114.41	120.80
52	BB	238	ARG	NE-CZ-NH1	-5.81	117.39	120.30
67	B1	48	G	P-O3'-C3'	5.81	126.67	119.70
67	B1	259	A	C5'-C4'-C3'	5.81	125.30	116.00
67	B1	1092	U	O5'-C5'-C4'	-5.81	100.66	111.70
67	B1	1326	U	C1'-O4'-C4'	5.81	114.55	109.90
21	A2	305	C	C3'-C2'-C1'	5.81	106.15	101.50
21	A2	336	C	C1'-O4'-C4'	-5.81	105.25	109.90
21	A2	586	C	N3-C4-N4	5.81	122.07	118.00
21	A2	688	C	C1'-O4'-C4'	5.81	114.55	109.90
67	B1	530	A	C1'-O4'-C4'	5.81	114.55	109.90
67	B1	925	U	C1'-O4'-C4'	-5.81	105.25	109.90
67	B1	1303	C	N1-C1'-C2'	5.81	121.55	114.00
67	B1	1834	C	O4'-C1'-N1	5.81	112.85	108.20
67	B1	2505	A	C1'-O4'-C4'	-5.81	105.25	109.90
21	A2	532	C	OP1-P-OP2	-5.81	110.89	119.60
21	A2	543	C	O4'-C1'-C2'	-5.81	99.99	105.80
67	B1	138	U	O4'-C1'-C2'	-5.81	99.99	105.80
67	B1	140	C	P-O5'-C5'	-5.81	111.61	120.90
67	B1	1180	G	C2'-C3'-O3'	5.81	122.99	113.70
67	B1	1305	C	N1-C1'-C2'	5.81	121.55	114.00
57	BZ	99	ARG	NE-CZ-NH2	5.81	123.20	120.30
63	Bg	15	TYR	CB-CA-C	5.81	122.01	110.40
67	B1	778	A	C5'-C4'-O4'	5.81	116.07	109.10
67	B1	2454	G	C4'-C3'-C2'	-5.81	96.79	102.60
67	B1	2323	C	N3-C4-N4	5.80	122.06	118.00
21	A2	12	U	C3'-C2'-C1'	5.80	106.14	101.50
21	A2	16	G	N9-C1'-C2'	-5.80	105.62	112.00
21	A2	90	C	N1-C1'-C2'	5.80	121.54	114.00
21	A2	990	G	C1'-O4'-C4'	5.80	114.54	109.90
67	B1	649	A	N9-C1'-C2'	-5.80	105.62	112.00
21	A2	455	C	P-O3'-C3'	-5.80	112.74	119.70
67	B1	359	C	N1-C1'-C2'	5.80	121.54	114.00
67	B1	2780	G	O4'-C1'-N9	5.80	112.84	108.20
21	A2	123	U	C3'-C2'-C1'	5.80	106.14	101.50
21	A2	978	G	O4'-C1'-N9	-5.80	103.56	108.20
57	BZ	84	ALA	CB-CA-C	-5.80	101.40	110.10

*Continued on next page...*

*Continued from previous page...*

Mol	Chain	Res	Type	Atoms	Z	Observed(°)	Ideal(°)
67	B1	2350	G	O4'-C1'-N9	5.80	112.84	108.20
11	A1	8	U	OP1-P-OP2	-5.80	110.90	119.60
21	A2	1080	C	C5'-C4'-O4'	5.80	116.06	109.10
67	B1	539	A	N9-C1'-C2'	-5.80	105.62	112.00
68	B3	95	G	C4'-C3'-C2'	-5.80	96.80	102.60
21	A2	114	A	C5'-C4'-O4'	5.80	116.06	109.10
44	BW	19	ARG	NE-CZ-NH1	-5.80	117.40	120.30
67	B1	588	U	O4'-C1'-N1	5.80	112.84	108.20
67	B1	2151	C	P-O5'-C5'	5.80	130.18	120.90
21	A2	694	U	O4'-C1'-C2'	-5.79	100.00	105.80
23	AT	6	PHE	CB-CG-CD1	-5.79	116.74	120.80
37	BU	74	TYR	CB-CG-CD2	5.79	124.48	121.00
11	A1	17	C	O4'-C1'-C2'	-5.79	100.01	105.80
11	A1	22	A	C3'-C2'-C1'	-5.79	96.87	101.50
21	A2	997	G	C5-C6-O6	-5.79	125.12	128.60
21	A2	1347	U	P-O3'-C3'	5.79	126.65	119.70
45	Bi	46	VAL	CG1-CB-CG2	-5.79	101.63	110.90
48	BR	87	PHE	CB-CG-CD1	-5.79	116.74	120.80
67	B1	412	G	C1'-O4'-C4'	-5.79	105.27	109.90
67	B1	1418	A	C3'-C2'-C1'	5.79	106.14	101.50
67	B1	2350	G	C1'-O4'-C4'	5.79	114.53	109.90
67	B1	2706	C	O4'-C1'-C2'	-5.79	100.01	105.80
21	A2	457	G	N9-C1'-C2'	5.79	121.53	114.00
49	BQ	23	TRP	CH2-CZ2-CE2	5.79	123.19	117.40
20	BG	92	ILE	CB-CA-C	5.79	123.18	111.60
67	B1	145	C	C6-N1-C2	-5.79	117.98	120.30
67	B1	1599	A	C3'-C2'-C1'	-5.79	96.87	101.50
67	B1	1725	A	O4'-C1'-C2'	-5.79	100.01	105.80
67	B1	1920	A	C5'-C4'-O4'	5.79	116.05	109.10
11	A1	52	G	N9-C1'-C2'	5.79	121.53	114.00
21	A2	154	C	O4'-C1'-N1	5.79	112.83	108.20
21	A2	1198	A	C5'-C4'-C3'	-5.79	106.74	116.00
67	B1	1684	C	N1-C1'-C2'	5.79	121.53	114.00
67	B1	3037	G	C2'-C3'-O3'	5.79	122.96	113.70
21	A2	445	G	O4'-C1'-N9	5.79	112.83	108.20
21	A2	988	A	C4-C5-C6	5.79	119.89	117.00
28	B6	85	TYR	CB-CG-CD1	5.79	124.47	121.00
67	B1	691	G	O4'-C1'-N9	5.79	112.83	108.20
67	B1	1290	G	O4'-C1'-N9	5.79	112.83	108.20
67	B1	1389	A	C3'-C2'-C1'	5.79	106.13	101.50
67	B1	2019	C	O4'-C1'-N1	5.79	112.83	108.20
67	B1	3022	C	OP1-P-OP2	-5.79	110.92	119.60

*Continued on next page...*

*Continued from previous page...*

Mol	Chain	Res	Type	Atoms	Z	Observed(°)	Ideal(°)
21	A2	667	G	O4'-C1'-N9	5.79	112.83	108.20
67	B1	458	U	O4'-C1'-N1	5.79	112.83	108.20
67	B1	1400	U	O4'-C4'-C3'	-5.79	98.21	104.00
14	AM	127	ARG	NE-CZ-NH1	5.79	123.19	120.30
21	A2	711	U	P-O5'-C5'	5.79	130.16	120.90
56	BH	47	ALA	N-CA-CB	5.79	118.20	110.10
67	B1	1	G	OP2-P-O3'	5.79	117.93	105.20
67	B1	52	A	C3'-C2'-C1'	5.79	106.13	101.50
67	B1	557	G	C1'-O4'-C4'	-5.79	105.27	109.90
21	A2	166	A	O4'-C1'-C2'	5.78	112.81	107.60
21	A2	982	U	C3'-C2'-C1'	5.78	106.13	101.50
47	BI	88	ASP	N-CA-CB	5.78	121.01	110.60
67	B1	635	G	O4'-C1'-N9	5.78	112.83	108.20
67	B1	641	G	O4'-C1'-N9	5.78	112.83	108.20
67	B1	1017	A	C4-C5-C6	5.78	119.89	117.00
21	A2	171	U	C3'-C2'-C1'	-5.78	96.87	101.50
67	B1	1098	C	O4'-C1'-N1	5.78	112.83	108.20
67	B1	1970	G	C1'-O4'-C4'	-5.78	105.27	109.90
32	BO	11	PHE	CG-CD2-CE2	5.78	127.16	120.80
35	BL	110	ASP	CB-CG-OD1	5.78	123.50	118.30
64	Bc	71	PHE	CB-CG-CD2	-5.78	116.75	120.80
67	B1	216	A	N9-C1'-C2'	-5.78	105.64	112.00
67	B1	817	G	C1'-O4'-C4'	-5.78	105.28	109.90
67	B1	911	G	C3'-C2'-C1'	5.78	106.12	101.50
67	B1	2178	A	C1'-O4'-C4'	-5.78	105.28	109.90
67	B1	2679	A	C1'-O4'-C4'	-5.78	105.28	109.90
67	B1	2858	C	C5'-C4'-O4'	5.78	116.04	109.10
67	B1	2961	A	O4'-C1'-N9	5.78	112.82	108.20
21	A2	452	G	C3'-C2'-C1'	5.78	106.12	101.50
21	A2	550	G	N9-C1'-C2'	5.78	121.51	114.00
21	A2	1136	A	P-O3'-C3'	-5.78	112.77	119.70
67	B1	2695	U	O4'-C1'-C2'	5.78	112.80	107.60
21	A2	571	C	P-O3'-C3'	5.78	126.63	119.70
27	A0	7	G	O4'-C1'-N9	-5.78	103.58	108.20
35	BL	53	TYR	CB-CG-CD2	-5.78	117.53	121.00
34	BK	64	ARG	NE-CZ-NH1	-5.78	117.41	120.30
51	Bj	33	LEU	CB-CA-C	-5.78	99.22	110.20
67	B1	286	G	C5'-C4'-C3'	5.78	125.24	116.00
67	B1	793	C	O5'-P-OP1	5.78	117.63	110.70
67	B1	811	C	C3'-C2'-C1'	5.78	106.12	101.50
67	B1	2519	C	P-O5'-C5'	5.78	130.15	120.90
67	B1	3009	C	P-O5'-C5'	5.78	130.15	120.90

*Continued on next page...*

*Continued from previous page...*

Mol	Chain	Res	Type	Atoms	Z	Observed(°)	Ideal(°)
68	B3	122	C	C5'-C4'-O4'	5.78	116.03	109.10
21	A2	527	A	O4'-C1'-N9	5.78	112.82	108.20
21	A2	795	G	C5'-C4'-C3'	5.78	125.24	116.00
21	A2	826	C	P-O3'-C3'	-5.78	112.77	119.70
21	A2	943	C	O4'-C1'-C2'	-5.78	100.02	105.80
21	A2	1177	C	N1-C1'-C2'	5.78	121.51	114.00
67	B1	307	C	C3'-C2'-C1'	5.78	106.12	101.50
67	B1	602	G	OP1-P-OP2	-5.78	110.94	119.60
67	B1	1679	U	C1'-O4'-C4'	5.78	114.52	109.90
21	A2	1166	G	C3'-C2'-C1'	-5.77	96.88	101.50
67	B1	1073	G	N9-C1'-C2'	-5.77	105.65	112.00
67	B1	1221	U	P-O3'-C3'	-5.77	112.77	119.70
21	A2	347	G	O4'-C1'-C2'	5.77	112.80	107.60
21	A2	1361	G	C3'-C2'-C1'	5.77	106.12	101.50
29	AL	32	VAL	CA-CB-CG1	5.77	119.56	110.90
50	BV	56	TYR	CB-CG-CD1	-5.77	117.54	121.00
67	B1	24	G	C4'-C3'-C2'	-5.77	96.83	102.60
67	B1	394	A	OP1-P-OP2	-5.77	110.94	119.60
67	B1	1685	C	O4'-C1'-N1	5.77	112.82	108.20
67	B1	2971	U	C5'-C4'-C3'	5.77	125.24	116.00
67	B1	208	A	O4'-C1'-C2'	-5.77	100.03	105.80
67	B1	837	G	C3'-C2'-C1'	5.77	106.12	101.50
67	B1	1582	G	C4'-C3'-C2'	-5.77	96.83	102.60
67	B1	1970	G	C3'-C2'-C1'	-5.77	96.88	101.50
11	A1	64	C	C3'-C2'-C1'	5.77	106.11	101.50
21	A2	376	G	C1'-O4'-C4'	5.77	114.52	109.90
52	BB	204	PHE	CB-CG-CD1	5.77	124.84	120.80
67	B1	1147	G	O4'-C4'-C3'	-5.77	98.23	104.00
67	B1	2248	G	P-O3'-C3'	5.77	126.62	119.70
67	B1	2323	C	N3-C4-C5	-5.77	119.59	121.90
67	B1	2373	G	C3'-C2'-C1'	5.77	106.12	101.50
67	B1	2524	C	N1-C1'-C2'	5.77	121.50	114.00
20	A3	45	ARG	NE-CZ-NH2	-5.77	117.42	120.30
21	A2	683	A	P-O5'-C5'	5.77	130.13	120.90
67	B1	1796	U	N1-C1'-C2'	-5.77	105.66	112.00
67	B1	2196	C	C3'-C2'-C1'	5.77	106.11	101.50
47	BI	2	ARG	NE-CZ-NH1	5.77	123.18	120.30
21	A2	1351	U	O4'-C1'-N1	5.76	112.81	108.20
67	B1	1810	G	P-O3'-C3'	-5.76	112.78	119.70
67	B1	2145	G	N9-C1'-C2'	-5.76	105.66	112.00
67	B1	2599	C	O4'-C1'-N1	5.76	112.81	108.20
67	B1	2996	A	C3'-C2'-C1'	5.76	106.11	101.50

*Continued on next page...*

*Continued from previous page...*

Mol	Chain	Res	Type	Atoms	Z	Observed(°)	Ideal(°)
21	A2	241	U	O4'-C1'-C2'	-5.76	100.04	105.80
21	A2	860	G	C1'-O4'-C4'	-5.76	105.29	109.90
34	B5	64	ARG	NE-CZ-NH1	-5.76	117.42	120.30
58	BP	20	LYS	N-CA-CB	5.76	120.97	110.60
67	B1	166	G	P-O3'-C3'	-5.76	112.78	119.70
17	AO	84	ASP	CB-CG-OD1	-5.76	113.11	118.30
21	A2	1255	C	N1-C1'-C2'	5.76	121.49	114.00
67	B1	1221	U	C1'-O4'-C4'	5.76	114.51	109.90
67	B1	2500	G	C4'-C3'-C2'	-5.76	96.84	102.60
67	B1	203	G	C3'-C2'-C1'	5.76	106.11	101.50
67	B1	1390	U	C1'-O4'-C4'	5.76	114.51	109.90
21	A2	525	A	C3'-C2'-C1'	5.76	106.11	101.50
21	A2	1067	G	OP1-P-OP2	-5.76	110.96	119.60
30	AU	128	PHE	CB-CG-CD2	-5.76	116.77	120.80
67	B1	1575	G	C3'-C2'-C1'	5.76	106.11	101.50
21	A2	465	C	C4'-C3'-C2'	-5.76	96.84	102.60
21	A2	647	G	N9-C1'-C2'	5.76	121.48	114.00
21	A2	731	A	O4'-C1'-N9	5.76	112.81	108.20
21	A2	1300	A	C3'-C2'-C1'	5.76	106.11	101.50
21	A2	1394	G	C4'-C3'-C2'	5.76	108.36	102.60
57	BZ	5	PHE	CB-CG-CD2	-5.76	116.77	120.80
67	B1	869	A	C5'-C4'-O4'	5.76	116.01	109.10
67	B1	1434	C	P-O5'-C5'	5.76	130.11	120.90
67	B1	2676	A	O4'-C1'-C2'	-5.76	100.04	105.80
17	AO	4	PHE	CB-CG-CD1	5.75	124.83	120.80
7	AB	2	ALA	N-CA-CB	5.75	118.16	110.10
21	A2	40	C	P-O3'-C3'	5.75	126.60	119.70
21	A2	1203	G	P-O3'-C3'	-5.75	112.80	119.70
34	B5	48	MET	CG-SD-CE	-5.75	90.99	100.20
67	B1	432	C	O4'-C1'-N1	5.75	112.80	108.20
67	B1	1728	C	O4'-C1'-N1	5.75	112.80	108.20
67	B1	2374	C	P-O5'-C5'	-5.75	111.69	120.90
50	BV	40	TYR	CB-CG-CD1	-5.75	117.55	121.00
67	B1	433	C	C4'-C3'-C2'	-5.75	96.85	102.60
67	B1	1531	C	P-O3'-C3'	5.75	126.60	119.70
67	B1	2104	G	C1'-O4'-C4'	-5.75	105.30	109.90
11	A1	51	G	C4'-C3'-C2'	-5.75	96.85	102.60
21	A2	85	A	O3'-P-O5'	5.75	114.93	104.00
21	A2	796	C	O4'-C1'-N1	5.75	112.80	108.20
24	AA	125	ALA	N-CA-CB	5.75	118.15	110.10
40	BE	145	ARG	NH1-CZ-NH2	5.75	125.72	119.40
48	BR	22	ARG	NE-CZ-NH1	5.75	123.17	120.30

*Continued on next page...*

*Continued from previous page...*

Mol	Chain	Res	Type	Atoms	Z	Observed(°)	Ideal(°)
54	BF	56	TYR	CG-CD2-CE2	5.75	125.90	121.30
12	AN	50	ALA	C-N-CA	5.75	136.07	121.70
15	AE	186	PHE	CB-CG-CD1	-5.75	116.78	120.80
21	A2	43	A	P-O5'-C5'	-5.75	111.70	120.90
21	A2	581	G	C3'-C2'-C1'	-5.75	96.90	101.50
63	Bg	13	LYS	N-CA-CB	5.75	120.95	110.60
67	B1	2189	C	O5'-P-OP2	-5.75	100.53	105.70
41	Ba	27	ARG	NE-CZ-NH1	-5.75	117.43	120.30
51	Bj	52	ARG	CA-C-N	5.75	133.19	117.10
60	BS	50	TYR	CB-CG-CD1	-5.75	117.55	121.00
67	B1	241	C	O4'-C1'-C2'	5.75	112.77	107.60
67	B1	1184	U	P-O3'-C3'	5.75	126.60	119.70
67	B1	1503	C	O4'-C1'-N1	5.75	112.80	108.20
67	B1	2016	C	C5'-C4'-O4'	5.75	116.00	109.10
68	B3	59	C	C3'-C2'-C1'	5.75	106.10	101.50
68	B3	83	C	O4'-C1'-C2'	-5.75	100.05	105.80
21	A2	385	A	O4'-C4'-C3'	-5.75	98.25	104.00
67	B1	225	C	O4'-C1'-N1	5.75	112.80	108.20
21	A2	329	G	N9-C1'-C2'	5.74	121.47	114.00
21	A2	609	G	C3'-C2'-C1'	-5.74	96.91	101.50
21	A2	952	A	O4'-C1'-C2'	-5.74	100.06	105.80
21	A2	1169	C	O4'-C1'-C2'	-5.74	100.06	105.80
67	B1	144	A	C5-C6-N6	-5.74	119.11	123.70
67	B1	367	G	C3'-C2'-C1'	-5.74	96.91	101.50
67	B1	1013	G	P-O3'-C3'	5.74	126.59	119.70
67	B1	1193	G	C3'-C2'-C1'	5.74	106.09	101.50
67	B1	2044	C	O4'-C1'-N1	5.74	112.80	108.20
67	B1	2696	G	P-O3'-C3'	5.74	126.59	119.70
21	A2	668	G	C1'-O4'-C4'	-5.74	105.31	109.90
21	A2	1015	C	N3-C4-N4	5.74	122.02	118.00
46	BA	3	PHE	CG-CD2-CE2	-5.74	114.48	120.80
67	B1	384	G	O4'-C1'-N9	5.74	112.79	108.20
67	B1	764	G	O4'-C1'-N9	5.74	112.79	108.20
67	B1	2402	A	OP1-P-OP2	-5.74	110.99	119.60
6	AC	146	PHE	N-CA-CB	5.74	120.93	110.60
17	AO	38	MET	CG-SD-CE	-5.74	91.02	100.20
19	AS	59	ARG	CB-CA-C	-5.74	98.92	110.40
21	A2	317	A	C1'-O4'-C4'	-5.74	105.31	109.90
67	B1	399	C	N3-C4-C5	-5.74	119.60	121.90
67	B1	416	A	O4'-C1'-N9	5.74	112.79	108.20
67	B1	776	G	O4'-C4'-C3'	-5.74	98.26	104.00
67	B1	2143	C	P-O5'-C5'	-5.74	111.71	120.90

*Continued on next page...*

*Continued from previous page...*

Mol	Chain	Res	Type	Atoms	Z	Observed(°)	Ideal(°)
2	AK	25	ARG	NE-CZ-NH2	-5.74	117.43	120.30
21	A2	582	G	C1'-O4'-C4'	-5.74	105.31	109.90
21	A2	676	G	C1'-O4'-C4'	5.74	114.49	109.90
21	A2	1450	U	OP2-P-O3'	5.74	117.83	105.20
31	BY	35	VAL	CB-CA-C	-5.74	100.50	111.40
31	BY	46	MET	CG-SD-CE	-5.74	91.02	100.20
67	B1	168	G	O4'-C1'-N9	5.74	112.79	108.20
67	B1	611	G	N9-C1'-C2'	5.74	121.46	114.00
67	B1	2883	C	O4'-C1'-N1	5.74	112.79	108.20
13	AX	9	ALA	CB-CA-C	5.74	118.71	110.10
67	B1	1755	C	O4'-C1'-C2'	-5.74	100.06	105.80
21	A2	1408	C	O4'-C1'-C2'	-5.74	100.06	105.80
33	BC	26	ARG	NE-CZ-NH1	-5.74	117.43	120.30
38	Bb	23	PHE	N-CA-CB	5.74	120.92	110.60
56	BH	17	PRO	N-CA-CB	5.74	110.18	103.30
61	Bd	12	ARG	NE-CZ-NH2	-5.74	117.43	120.30
67	B1	631	G	C1'-O4'-C4'	-5.74	105.31	109.90
67	B1	1110	A	C5'-C4'-O4'	5.74	115.98	109.10
21	A2	157	A	O4'-C1'-N9	-5.73	103.61	108.20
67	B1	778	A	OP1-P-OP2	-5.73	111.00	119.60
8	AR	109	ALA	C-N-CA	5.73	136.03	121.70
19	AS	35	VAL	CA-CB-CG1	5.73	119.50	110.90
21	A2	92	G	C5'-C4'-O4'	5.73	115.98	109.10
21	A2	617	A	C4'-C3'-C2'	-5.73	96.87	102.60
21	A2	768	A	C1'-O4'-C4'	5.73	114.48	109.90
21	A2	784	G	O5'-P-OP2	-5.73	100.54	105.70
35	BL	17	HIS	CA-CB-CG	5.73	123.35	113.60
67	B1	85	G	C1'-O4'-C4'	-5.73	105.31	109.90
67	B1	128	C	C5'-C4'-C3'	5.73	125.17	116.00
67	B1	157	U	O4'-C1'-C2'	-5.73	100.07	105.80
67	B1	578	C	O4'-C1'-C2'	-5.73	100.07	105.80
67	B1	879	A	C5'-C4'-O4'	5.73	115.98	109.10
67	B1	1505	G	O4'-C1'-N9	5.73	112.78	108.20
67	B1	2257	A	C3'-C2'-C1'	-5.73	96.91	101.50
67	B1	2606	C	C5'-C4'-O4'	5.73	115.98	109.10
67	B1	2761	G	C4'-C3'-C2'	-5.73	96.87	102.60
67	B1	2954	C	N1-C1'-C2'	5.73	121.45	114.00
21	A2	252	U	C4'-C3'-C2'	-5.73	96.87	102.60
21	A2	1166	G	O4'-C1'-C2'	5.73	112.76	107.60
67	B1	528	G	C4'-C3'-C2'	-5.73	96.87	102.60
11	A1	37	A	C5'-C4'-O4'	5.73	115.97	109.10
21	A2	266	A	P-O3'-C3'	-5.73	112.83	119.70

*Continued on next page...*



*Continued from previous page...*

Mol	Chain	Res	Type	Atoms	Z	Observed(°)	Ideal(°)
21	A2	938	C	N1-C1'-C2'	5.73	121.45	114.00
67	B1	661	G	OP1-P-OP2	-5.73	111.01	119.60
67	B1	2052	A	C1'-O4'-C4'	5.73	114.48	109.90
21	A2	539	C	O4'-C1'-N1	5.73	112.78	108.20
21	A2	1400	A	C3'-C2'-C1'	5.73	106.08	101.50
49	BQ	88	ARG	CB-CA-C	5.73	121.85	110.40
67	B1	1079	A	O4'-C1'-N9	5.73	112.78	108.20
67	B1	2590	C	C1'-O4'-C4'	-5.73	105.32	109.90
67	B1	2748	C	N3-C4-C5	-5.73	119.61	121.90
5	AW	33	THR	N-CA-C	-5.73	95.54	111.00
20	A3	118	VAL	CA-CB-CG2	-5.73	102.31	110.90
21	A2	397	C	C3'-C2'-C1'	5.73	106.08	101.50
21	A2	670	C	C1'-O4'-C4'	-5.73	105.32	109.90
21	A2	1299	A	C4'-C3'-C2'	-5.73	96.87	102.60
32	BO	171	TYR	CG-CD2-CE2	-5.73	116.72	121.30
67	B1	180	A	N9-C1'-C2'	5.73	121.44	114.00
67	B1	406	G	O3'-P-O5'	5.73	114.88	104.00
67	B1	2004	A	C3'-C2'-C1'	5.73	106.08	101.50
67	B1	2271	G	C4'-C3'-C2'	-5.73	96.87	102.60
67	B1	2892	A	C1'-O4'-C4'	-5.73	105.32	109.90
25	AH	180	PHE	N-CA-CB	5.72	120.90	110.60
67	B1	215	A	C1'-O4'-C4'	5.72	114.48	109.90
67	B1	842	C	C3'-C2'-C1'	5.72	106.08	101.50
20	BG	6	TYR	CB-CG-CD1	-5.72	117.57	121.00
67	B1	332	A	C5-C6-N6	-5.72	119.12	123.70
67	B1	888	U	C1'-O4'-C4'	-5.72	105.32	109.90
67	B1	1626	A	P-O5'-C5'	5.72	130.06	120.90
67	B1	2813	G	P-O3'-C3'	-5.72	112.83	119.70
21	A2	460	C	N3-C4-N4	5.72	122.00	118.00
21	A2	1403	U	O4'-C1'-C2'	-5.72	100.08	105.80
24	AA	71	TYR	CD1-CE1-CZ	5.72	124.95	119.80
24	AA	186	ARG	NE-CZ-NH2	5.72	123.16	120.30
27	A0	66	C	C4'-C3'-C2'	-5.72	96.88	102.60
54	BF	62	ARG	NE-CZ-NH2	-5.72	117.44	120.30
58	BP	36	ARG	NE-CZ-NH1	5.72	123.16	120.30
11	A1	42	C	N1-C1'-C2'	5.72	121.44	114.00
21	A2	181	G	C5'-C4'-C3'	5.72	125.15	116.00
21	A2	1272	G	O4'-C1'-N9	-5.72	103.62	108.20
33	BC	333	LYS	N-CA-CB	5.72	120.89	110.60
34	B5	50	ILE	N-CA-CB	5.72	123.95	110.80
67	B1	803	A	O4'-C1'-C2'	-5.72	100.08	105.80
67	B1	985	A	C5-C6-N6	-5.72	119.12	123.70

*Continued on next page...*

*Continued from previous page...*

Mol	Chain	Res	Type	Atoms	Z	Observed(°)	Ideal(°)
67	B1	220	C	O4'-C1'-N1	5.72	112.77	108.20
67	B1	1121	C	P-O3'-C3'	5.72	126.56	119.70
21	A2	1001	A	O4'-C4'-C3'	-5.72	98.28	104.00
67	B1	1608	G	C3'-C2'-C1'	-5.72	96.93	101.50
67	B1	2100	U	C3'-C2'-C1'	5.72	106.07	101.50
67	B1	2263	G	C3'-C2'-C1'	-5.72	96.93	101.50
67	B1	2472	A	C1'-O4'-C4'	5.72	114.47	109.90
11	A1	10	G	C1'-O4'-C4'	-5.71	105.33	109.90
21	A2	217	C	O4'-C1'-C2'	-5.71	100.08	105.80
21	A2	472	C	C4'-C3'-C2'	-5.71	96.89	102.60
21	A2	524	U	P-O3'-C3'	5.71	126.56	119.70
27	A0	36	U	P-O3'-C3'	-5.71	112.84	119.70
67	B1	237	G	O4'-C1'-N9	5.71	112.77	108.20
21	A2	351	C	C4'-C3'-C2'	-5.71	96.89	102.60
23	AT	62	PRO	O-C-N	-5.71	113.56	122.70
67	B1	2140	C	N3-C4-N4	5.71	122.00	118.00
21	A2	316	C	N1-C1'-C2'	5.71	121.42	114.00
67	B1	1	G	C5'-C4'-O4'	5.71	115.95	109.10
67	B1	1806	C	C5'-C4'-C3'	-5.71	106.86	116.00
67	B1	852	A	C1'-O4'-C4'	-5.71	105.33	109.90
67	B1	1881	A	C4-C5-C6	5.71	119.86	117.00
21	A2	250	G	N9-C1'-C2'	5.71	121.42	114.00
21	A2	1476	C	C1'-O4'-C4'	-5.71	105.33	109.90
27	A0	40	C	OP1-P-OP2	-5.71	111.04	119.60
33	BC	125	TYR	N-CA-C	-5.71	95.59	111.00
38	Bb	52	LEU	N-CA-CB	5.71	121.82	110.40
67	B1	583	A	P-O5'-C5'	5.71	130.03	120.90
67	B1	845	U	O4'-C1'-C2'	-5.71	100.09	105.80
67	B1	2156	A	C4'-C3'-C2'	5.71	108.31	102.60
68	B3	29	G	O4'-C1'-N9	-5.71	103.63	108.20
21	A2	38	G	C1'-O4'-C4'	-5.71	105.33	109.90
21	A2	111	G	C4'-C3'-C2'	-5.71	96.89	102.60
21	A2	841	C	O4'-C1'-N1	-5.71	103.64	108.20
33	BC	203	LEU	CB-CA-C	-5.71	99.36	110.20
33	BC	211	GLU	OE1-CD-OE2	-5.71	116.45	123.30
66	B1	72	ARG	NE-CZ-NH2	-5.71	117.45	120.30
67	B1	1108	A	P-O3'-C3'	-5.71	112.85	119.70
68	B3	22	C	O4'-C1'-N1	5.71	112.77	108.20
37	BU	39	TYR	CD1-CG-CD2	5.71	124.17	117.90
59	BM	51	LEU	CB-CG-CD2	5.71	120.70	111.00
67	B1	31	G	C3'-C2'-C1'	-5.71	96.94	101.50
67	B1	650	C	O4'-C1'-N1	5.71	112.76	108.20

*Continued on next page...*

*Continued from previous page...*

Mol	Chain	Res	Type	Atoms	Z	Observed(°)	Ideal(°)
67	B1	2897	C	O4'-C1'-C2'	-5.71	100.09	105.80
68	B3	105	G	P-O5'-C5'	5.71	130.03	120.90
7	AB	72	VAL	CA-CB-CG2	-5.70	102.35	110.90
17	AO	10	VAL	CA-CB-CG2	5.70	119.46	110.90
21	A2	102	U	O4'-C1'-N1	5.70	112.76	108.20
27	A0	41	C	OP1-P-OP2	-5.70	111.05	119.60
41	Ba	80	LYS	C-N-CA	5.70	135.96	121.70
58	BP	74	LEU	N-CA-C	-5.70	95.60	111.00
67	B1	208	A	N9-C1'-C2'	5.70	121.42	114.00
67	B1	554	C	O4'-C1'-N1	5.70	112.76	108.20
67	B1	677	A	P-O5'-C5'	-5.70	111.78	120.90
67	B1	703	G	O4'-C4'-C3'	-5.70	98.30	104.00
67	B1	747	G	C3'-C2'-C1'	-5.70	96.94	101.50
67	B1	750	C	O4'-C1'-N1	-5.70	103.64	108.20
67	B1	1879	U	O4'-C1'-N1	5.70	112.76	108.20
67	B1	2450	A	C4'-C3'-C2'	5.70	108.30	102.60
67	B1	2523	C	N1-C1'-C2'	5.70	121.41	114.00
67	B1	701	G	O4'-C4'-C3'	-5.70	98.30	104.00
21	A2	578	G	O4'-C1'-N9	5.70	112.76	108.20
35	BL	5	ARG	NE-CZ-NH1	-5.70	117.45	120.30
67	B1	954	A	O4'-C1'-N9	5.70	112.76	108.20
67	B1	1142	A	O4'-C1'-N9	5.70	112.76	108.20
67	B1	1571	G	O4'-C1'-N9	5.70	112.76	108.20
67	B1	1678	A	N9-C1'-C2'	-5.70	105.73	112.00
67	B1	1768	C	C1'-O4'-C4'	-5.70	105.34	109.90
67	B1	1920	A	P-O5'-C5'	-5.70	111.78	120.90
67	B1	2431	C	C1'-O4'-C4'	-5.70	105.34	109.90
21	A2	703	U	P-O5'-C5'	5.70	130.02	120.90
21	A2	1365	G	O4'-C1'-N9	5.70	112.76	108.20
48	BR	61	ARG	NE-CZ-NH2	-5.70	117.45	120.30
67	B1	1040	C	C4'-C3'-C2'	-5.70	96.90	102.60
67	B1	1060	C	C3'-C2'-C1'	5.70	106.06	101.50
67	B1	2819	C	O4'-C1'-N1	5.70	112.76	108.20
15	AE	137	ARG	NH1-CZ-NH2	5.70	125.67	119.40
23	AT	8	TYR	N-CA-CB	5.70	120.85	110.60
67	B1	1188	C	P-O5'-C5'	5.70	130.01	120.90
67	B1	2085	C	N1-C1'-C2'	5.70	121.41	114.00
13	AX	69	SER	C-N-CA	5.70	135.94	121.70
21	A2	393	A	P-O3'-C3'	-5.70	112.86	119.70
21	A2	874	G	N9-C1'-C2'	-5.70	105.73	112.00
21	A2	1054	A	O4'-C1'-C2'	-5.70	100.10	105.80
21	A2	1454	A	C3'-C2'-C1'	5.70	106.06	101.50

*Continued on next page...*

*Continued from previous page...*

Mol	Chain	Res	Type	Atoms	Z	Observed(°)	Ideal(°)
45	Bi	24	ARG	NE-CZ-NH1	5.70	123.15	120.30
34	BK	50	ILE	N-CA-CB	5.70	123.90	110.80
67	B1	377	C	N3-C4-C5	-5.70	119.62	121.90
67	B1	1457	C	P-O3'-C3'	5.70	126.53	119.70
67	B1	1595	G	C3'-C2'-C1'	-5.70	96.94	101.50
67	B1	1697	G	C5'-C4'-O4'	5.70	115.93	109.10
67	B1	1850	C	O4'-C1'-C2'	-5.70	100.11	105.80
67	B1	2035	U	C1'-O4'-C4'	-5.70	105.34	109.90
67	B1	2325	C	N3-C4-N4	5.70	121.99	118.00
67	B1	2450	A	OP1-P-O3'	5.70	117.73	105.20
67	B1	3037	G	O4'-C1'-C2'	-5.70	100.11	105.80
68	B3	117	G	C5'-C4'-O4'	5.70	115.94	109.10
21	A2	286	G	O4'-C1'-N9	5.69	112.75	108.20
21	A2	412	U	C1'-O4'-C4'	5.69	114.45	109.90
30	AU	91	TYR	CG-CD1-CE1	-5.69	116.75	121.30
46	BA	59	ASP	CA-CB-CG	-5.69	100.87	113.40
67	B1	30	G	C1'-O4'-C4'	-5.69	105.34	109.90
67	B1	473	C	C3'-C2'-C1'	5.69	106.06	101.50
21	A2	188	C	C1'-O4'-C4'	-5.69	105.34	109.90
21	A2	458	G	O4'-C1'-N9	5.69	112.75	108.20
30	AU	86	ALA	N-CA-CB	5.69	118.07	110.10
67	B1	1499	C	P-O3'-C3'	-5.69	112.87	119.70
67	B1	1671	A	O4'-C1'-C2'	-5.69	100.11	105.80
67	B1	2327	C	O4'-C1'-C2'	-5.69	100.11	105.80
67	B1	2855	G	N9-C1'-C2'	5.69	121.40	114.00
21	A2	439	G	C1'-O4'-C4'	-5.69	105.35	109.90
21	A2	555	U	P-O3'-C3'	5.69	126.53	119.70
21	A2	1112	G	C1'-O4'-C4'	-5.69	105.35	109.90
21	A2	1192	C	O4'-C1'-C2'	-5.69	100.11	105.80
21	A2	1376	C	C5'-C4'-C3'	5.69	125.10	116.00
24	AA	160	GLU	CB-CA-C	-5.69	99.02	110.40
67	B1	21	C	C1'-O4'-C4'	-5.69	105.35	109.90
21	A2	1437	G	O4'-C1'-N9	-5.69	103.65	108.20
21	A2	528	G	C5'-C4'-C3'	-5.69	106.90	116.00
21	A2	1236	G	O4'-C1'-N9	5.69	112.75	108.20
67	B1	585	G	C3'-C2'-C1'	-5.69	96.95	101.50
67	B1	655	C	C1'-O4'-C4'	5.69	114.45	109.90
67	B1	924	A	P-O3'-C3'	5.69	126.53	119.70
36	Bf	33	ARG	CA-C-N	5.69	129.71	117.20
67	B1	279	G	P-O5'-C5'	-5.69	111.80	120.90
67	B1	2800	U	N1-C1'-C2'	-5.69	105.75	112.00
7	AB	49	ASP	CB-CG-OD1	-5.68	113.18	118.30

*Continued on next page...*

*Continued from previous page...*

Mol	Chain	Res	Type	Atoms	Z	Observed(°)	Ideal(°)
21	A2	615	G	N9-C1'-C2'	5.68	121.39	114.00
21	A2	1032	A	C5'-C4'-O4'	-5.68	102.28	109.10
21	A2	1136	A	N9-C1'-C2'	5.68	121.39	114.00
21	A2	1422	G	O4'-C1'-C2'	-5.68	100.11	105.80
67	B1	633	A	C3'-C2'-C1'	5.68	106.05	101.50
21	A2	395	C	P-O5'-C5'	-5.68	111.81	120.90
21	A2	450	A	C5-C6-N1	-5.68	114.86	117.70
21	A2	588	C	N3-C4-C5	-5.68	119.63	121.90
21	A2	933	G	N9-C1'-C2'	5.68	121.39	114.00
21	A2	1096	G	OP1-P-OP2	-5.68	111.08	119.60
32	BO	18	LYS	N-CA-CB	5.68	120.83	110.60
43	Bk	56	ARG	NE-CZ-NH2	5.68	123.14	120.30
45	Bi	68	TYR	CB-CG-CD2	-5.68	117.59	121.00
67	B1	222	A	C5'-C4'-C3'	5.68	125.09	116.00
67	B1	2944	G	C1'-O4'-C4'	5.68	114.45	109.90
21	A2	33	U	O4'-C1'-C2'	5.68	112.71	107.60
67	B1	2235	G	OP2-P-O3'	5.68	117.70	105.20
21	A2	148	C	C1'-O4'-C4'	5.68	114.44	109.90
21	A2	362	C	C2'-C3'-O3'	5.68	122.79	113.70
21	A2	420	C	C1'-O4'-C4'	-5.68	105.36	109.90
24	AA	67	TYR	CB-CG-CD2	-5.68	117.59	121.00
67	B1	165	G	P-O3'-C3'	5.68	126.52	119.70
67	B1	342	C	P-O5'-C5'	-5.68	111.81	120.90
67	B1	563	A	P-O3'-C3'	5.68	126.52	119.70
67	B1	622	A	C1'-O4'-C4'	-5.68	105.36	109.90
67	B1	1852	U	C5'-C4'-C3'	5.68	125.09	116.00
67	B1	2153	C	P-O5'-C5'	-5.68	111.81	120.90
67	B1	2789	G	OP1-P-OP2	-5.68	111.08	119.60
36	Bf	3	ARG	CA-CB-CG	5.68	125.89	113.40
67	B1	396	G	P-O5'-C5'	5.68	129.99	120.90
67	B1	769	G	O4'-C1'-C2'	5.68	112.71	107.60
67	B1	837	G	C4'-C3'-C2'	-5.68	96.92	102.60
67	B1	2907	C	O4'-C4'-C3'	-5.68	98.32	104.00
67	B1	3007	A	O4'-C1'-N9	5.68	112.74	108.20
11	A1	26	C	C3'-C2'-C1'	5.68	106.04	101.50
21	A2	98	U	P-O3'-C3'	-5.68	112.89	119.70
21	A2	226	G	C3'-C2'-C1'	-5.68	96.96	101.50
21	A2	946	G	N9-C1'-C2'	-5.68	105.76	112.00
21	A2	1244	C	N3-C4-C5	-5.68	119.63	121.90
37	BU	119	ARG	CD-NE-CZ	-5.68	115.65	123.60
67	B1	223	U	N1-C1'-C2'	5.68	121.38	114.00
67	B1	294	U	N1-C1'-C2'	5.68	121.38	114.00

*Continued on next page...*

*Continued from previous page...*

Mol	Chain	Res	Type	Atoms	Z	Observed(°)	Ideal(°)
21	A2	753	G	O4'-C1'-C2'	-5.67	100.12	105.80
67	B1	304	G	C5'-C4'-C3'	5.67	125.08	116.00
67	B1	1409	U	C3'-C2'-C1'	-5.67	96.96	101.50
21	A2	692	G	O4'-C1'-N9	5.67	112.74	108.20
21	A2	1160	C	N1-C1'-C2'	5.67	121.38	114.00
34	BK	75	LEU	CB-CA-C	5.67	120.98	110.20
67	B1	586	A	O4'-C1'-N9	5.67	112.74	108.20
68	B3	102	G	C1'-O4'-C4'	-5.67	105.36	109.90
6	AC	61	ARG	NE-CZ-NH2	-5.67	117.47	120.30
15	AE	19	TRP	CG-CD2-CE3	-5.67	128.80	133.90
21	A2	1433	C	P-O5'-C5'	5.67	129.97	120.90
67	B1	243	G	O4'-C1'-N9	5.67	112.74	108.20
67	B1	1005	G	O4'-C1'-N9	5.67	112.74	108.20
67	B1	1643	A	O4'-C1'-N9	-5.67	103.66	108.20
67	B1	2230	G	C4'-C3'-C2'	-5.67	96.93	102.60
67	B1	2725	U	P-O3'-C3'	5.67	126.50	119.70
21	A2	399	A	O4'-C1'-N9	5.67	112.74	108.20
21	A2	772	G	O4'-C1'-C2'	5.67	112.70	107.60
33	BC	304	GLU	N-CA-CB	5.67	120.81	110.60
67	B1	2041	U	C1'-O4'-C4'	5.67	114.44	109.90
10	AD	51	PHE	CB-CG-CD1	-5.67	116.83	120.80
67	B1	172	C	C3'-C2'-C1'	5.67	106.03	101.50
67	B1	2267	U	C1'-O4'-C4'	-5.67	105.37	109.90
67	B1	2922	G	C3'-C2'-C1'	5.67	106.03	101.50
21	A2	158	U	O4'-C1'-C2'	-5.67	100.13	105.80
21	A2	1215	G	C3'-C2'-C1'	5.67	106.03	101.50
21	A2	1361	G	O4'-C1'-N9	5.67	112.73	108.20
32	BO	69	ARG	NE-CZ-NH1	5.67	123.13	120.30
46	BA	95	ARG	NE-CZ-NH1	5.67	123.13	120.30
67	B1	647	G	C3'-C2'-C1'	5.67	106.03	101.50
67	B1	1016	C	N3-C4-N4	5.67	121.97	118.00
67	B1	1719	C	N3-C4-N4	5.67	121.97	118.00
67	B1	2134	G	P-O5'-C5'	-5.67	111.83	120.90
67	B1	2464	G	N9-C1'-C2'	-5.67	105.77	112.00
21	A2	325	A	O4'-C1'-N9	-5.67	103.67	108.20
35	BL	73	VAL	N-CA-C	-5.67	95.70	111.00
67	B1	144	A	C4-C5-C6	5.67	119.83	117.00
67	B1	2948	A	C3'-C2'-C1'	5.67	106.03	101.50
11	A1	43	G	P-O3'-C3'	-5.66	112.90	119.70
21	A2	702	G	C2'-C3'-O3'	5.66	122.76	113.70
21	A2	997	G	O4'-C1'-N9	5.66	112.73	108.20
21	A2	1454	A	P-O3'-C3'	-5.66	112.90	119.70

*Continued on next page...*

*Continued from previous page...*

Mol	Chain	Res	Type	Atoms	Z	Observed(°)	Ideal(°)
30	AU	77	TYR	CB-CG-CD2	-5.66	117.60	121.00
51	Bj	84	PHE	CA-CB-CG	-5.66	100.31	113.90
67	B1	1545	C	P-O3'-C3'	-5.66	112.90	119.70
67	B1	1740	U	C3'-C2'-C1'	-5.66	96.97	101.50
67	B1	2444	G	C4'-C3'-C2'	-5.66	96.94	102.60
67	B1	2895	G	C3'-C2'-C1'	-5.66	96.97	101.50
67	B1	2913	C	P-O5'-C5'	5.66	129.96	120.90
16	AJ	62	TYR	CA-CB-CG	-5.66	102.64	113.40
67	B1	347	G	O4'-C1'-C2'	5.66	112.69	107.60
67	B1	824	C	C4'-C3'-C2'	-5.66	96.94	102.60
67	B1	3003	A	P-O3'-C3'	5.66	126.50	119.70
21	A2	413	G	C5'-C4'-O4'	-5.66	102.31	109.10
21	A2	552	C	C3'-C2'-C1'	5.66	106.03	101.50
33	BC	334	ARG	NE-CZ-NH1	-5.66	117.47	120.30
67	B1	138	U	C3'-C2'-C1'	5.66	106.03	101.50
67	B1	407	A	C4'-C3'-C2'	-5.66	96.94	102.60
67	B1	882	U	O4'-C1'-N1	5.66	112.73	108.20
67	B1	1469	U	C3'-C2'-C1'	-5.66	96.97	101.50
67	B1	1566	G	O5'-P-OP1	5.66	117.49	110.70
67	B1	1880	A	C5-C6-N1	-5.66	114.87	117.70
67	B1	2854	A	O4'-C1'-C2'	5.66	112.69	107.60
67	B1	2992	G	C1'-O4'-C4'	-5.66	105.37	109.90
21	A2	402	G	P-O3'-C3'	5.66	126.49	119.70
34	B5	75	LEU	CB-CA-C	5.66	120.95	110.20
67	B1	1041	U	O4'-C4'-C3'	-5.66	98.34	104.00
67	B1	2472	A	C5'-C4'-O4'	5.66	115.89	109.10
67	B1	2825	A	N9-C1'-C2'	-5.66	105.78	112.00
67	B1	2900	C	P-O3'-C3'	-5.66	112.91	119.70
26	AP	20	ARG	NE-CZ-NH1	5.66	123.13	120.30
67	B1	565	A	P-O5'-C5'	-5.66	111.85	120.90
67	B1	814	G	C4'-C3'-C2'	-5.66	96.94	102.60
67	B1	878	G	N9-C1'-C2'	5.66	121.35	114.00
21	A2	245	U	P-O3'-C3'	-5.66	112.91	119.70
27	A0	36	U	O3'-P-O5'	-5.66	93.26	104.00
35	BL	9	ARG	CA-C-O	5.66	131.98	120.10
54	BF	139	VAL	CA-CB-CG2	-5.66	102.42	110.90
67	B1	614	G	N9-C1'-C2'	5.66	121.35	114.00
67	B1	731	C	P-O3'-C3'	5.66	126.49	119.70
67	B1	1241	C	O4'-C1'-N1	5.66	112.72	108.20
67	B1	1655	G	C3'-C2'-C1'	-5.66	96.98	101.50
67	B1	1744	A	P-O3'-C3'	5.66	126.49	119.70
67	B1	1997	C	P-O3'-C3'	-5.66	112.91	119.70

*Continued on next page...*

*Continued from previous page...*

Mol	Chain	Res	Type	Atoms	Z	Observed(°)	Ideal(°)
15	AE	101	ARG	NE-CZ-NH1	5.65	123.13	120.30
21	A2	635	C	C4'-C3'-C2'	-5.65	96.95	102.60
21	A2	1346	C	C1'-O4'-C4'	-5.65	105.38	109.90
67	B1	1930	A	C3'-C2'-C1'	5.65	106.02	101.50
67	B1	1985	G	O4'-C1'-N9	5.65	112.72	108.20
67	B1	3004	C	O4'-C1'-C2'	5.65	112.69	107.60
11	A1	11	C	O4'-C1'-N1	5.65	112.72	108.20
21	A2	265	C	N1-C1'-C2'	5.65	121.35	114.00
21	A2	753	G	C1'-O4'-C4'	5.65	114.42	109.90
43	Bk	36	TYR	CA-CB-CG	-5.65	102.66	113.40
67	B1	1028	G	C3'-C2'-C1'	5.65	106.02	101.50
67	B1	1030	C	C4'-C3'-C2'	-5.65	96.95	102.60
67	B1	1270	G	O5'-C5'-C4'	-5.65	100.96	111.70
67	B1	1418	A	C1'-O4'-C4'	5.65	114.42	109.90
67	B1	2165	A	C4-C5-C6	5.65	119.83	117.00
67	B1	2536	A	O3'-P-O5'	5.65	114.74	104.00
67	B1	2733	A	C3'-C2'-C1'	5.65	106.02	101.50
16	AJ	82	GLU	N-CA-CB	5.65	120.77	110.60
21	A2	312	U	O4'-C1'-N1	5.65	112.72	108.20
21	A2	580	G	C1'-O4'-C4'	-5.65	105.38	109.90
21	A2	648	A	C5'-C4'-O4'	5.65	115.88	109.10
21	A2	748	A	P-O3'-C3'	5.65	126.48	119.70
21	A2	1250	C	P-O3'-C3'	5.65	126.48	119.70
67	B1	847	A	O4'-C4'-C3'	-5.65	98.35	104.00
67	B1	891	C	C4'-C3'-C2'	-5.65	96.95	102.60
67	B1	1227	A	O5'-C5'-C4'	-5.65	100.96	111.70
67	B1	1599	A	P-O3'-C3'	5.65	126.48	119.70
67	B1	2233	G	C5'-C4'-O4'	5.65	115.88	109.10
21	A2	238	G	C3'-C2'-C1'	5.65	106.02	101.50
21	A2	1292	A	O4'-C1'-N9	5.65	112.72	108.20
35	BL	47	TRP	CD1-NE1-CE2	-5.65	103.92	109.00
67	B1	60	G	C4'-C3'-C2'	5.65	108.25	102.60
67	B1	2274	C	C1'-O4'-C4'	5.65	114.42	109.90
21	A2	310	G	O4'-C1'-N9	5.65	112.72	108.20
21	A2	1000	G	O4'-C4'-C3'	-5.65	98.35	104.00
21	A2	1417	A	P-O5'-C5'	5.65	129.94	120.90
54	BF	166	ARG	NE-CZ-NH1	5.65	123.12	120.30
67	B1	1330	G	C3'-C2'-C1'	-5.65	96.98	101.50
67	B1	1465	A	C3'-C2'-C1'	-5.65	96.98	101.50
67	B1	2863	A	O4'-C1'-N9	5.65	112.72	108.20
68	B3	75	G	OP1-P-OP2	5.65	128.07	119.60
17	AO	10	VAL	N-CA-CB	5.65	123.92	111.50

*Continued on next page...*



*Continued from previous page...*

Mol	Chain	Res	Type	Atoms	Z	Observed(°)	Ideal(°)
21	A2	413	G	C3'-C2'-C1'	-5.65	96.98	101.50
43	Bk	38	LEU	CA-C-O	-5.65	108.24	120.10
67	B1	2562	G	C2'-C3'-O3'	5.65	122.73	113.70
21	A2	327	G	C1'-O4'-C4'	-5.64	105.39	109.90
21	A2	480	G	P-O3'-C3'	-5.64	112.93	119.70
21	A2	512	U	C1'-O4'-C4'	-5.64	105.39	109.90
21	A2	532	C	C3'-C2'-C1'	5.64	106.02	101.50
21	A2	658	A	C1'-O4'-C4'	5.64	114.42	109.90
21	A2	835	C	O4'-C4'-C3'	5.64	110.62	106.10
21	A2	1064	C	O4'-C1'-C2'	5.64	112.68	107.60
21	A2	1088	U	O4'-C1'-N1	5.64	112.72	108.20
67	B1	57	C	C5'-C4'-O4'	5.64	115.87	109.10
67	B1	1264	G	C2'-C3'-O3'	5.64	122.73	113.70
67	B1	1673	C	O4'-C1'-N1	-5.64	103.69	108.20
67	B1	1697	G	N9-C1'-C2'	-5.64	105.79	112.00
21	A2	335	G	O4'-C1'-N9	5.64	112.71	108.20
21	A2	358	G	O4'-C1'-C2'	5.64	112.68	107.60
21	A2	604	C	O4'-C1'-N1	5.64	112.71	108.20
21	A2	1380	C	O4'-C1'-N1	5.64	112.72	108.20
67	B1	878	G	O4'-C1'-N9	5.64	112.71	108.20
67	B1	2159	C	P-O5'-C5'	5.64	129.93	120.90
67	B1	2786	G	C5'-C4'-C3'	5.64	125.03	116.00
67	B1	3012	C	O5'-P-OP2	5.64	117.47	110.70
21	A2	76	U	O5'-C5'-C4'	-5.64	100.98	111.70
22	AY	30	PHE	CB-CG-CD2	5.64	124.75	120.80
67	B1	1424	G	O4'-C1'-N9	5.64	112.71	108.20
67	B1	2071	C	C4'-C3'-C2'	-5.64	96.96	102.60
67	B1	2114	C	P-O3'-C3'	-5.64	112.93	119.70
14	AM	32	ASP	CB-CG-OD1	5.64	123.38	118.30
21	A2	654	U	O4'-C1'-C2'	-5.64	100.16	105.80
33	BC	304	GLU	CB-CA-C	5.64	121.68	110.40
40	BE	110	HIS	O-C-N	-5.64	113.61	123.20
52	BB	9	ARG	NE-CZ-NH1	5.64	123.12	120.30
67	B1	2399	C	O4'-C1'-N1	5.64	112.71	108.20
67	B1	2681	A	O4'-C1'-N9	5.64	112.71	108.20
21	A2	314	G	O4'-C1'-N9	5.64	112.71	108.20
21	A2	315	A	O4'-C1'-C2'	-5.64	100.16	105.80
21	A2	433	U	O5'-C5'-C4'	5.64	122.41	111.70
21	A2	483	G	O3'-P-O5'	-5.64	93.29	104.00
21	A2	649	A	P-O5'-C5'	-5.64	111.88	120.90
21	A2	738	C	C3'-C2'-C1'	5.64	106.01	101.50
54	BF	133	ARG	NH1-CZ-NH2	-5.64	113.20	119.40

*Continued on next page...*

*Continued from previous page...*

Mol	Chain	Res	Type	Atoms	Z	Observed(°)	Ideal(°)
67	B1	433	C	O4'-C1'-C2'	-5.64	100.16	105.80
67	B1	435	G	C3'-C2'-C1'	-5.64	96.99	101.50
67	B1	652	G	C5'-C4'-O4'	5.64	115.86	109.10
67	B1	1047	A	C3'-C2'-C1'	5.64	106.01	101.50
67	B1	1952	G	O4'-C1'-N9	5.64	112.71	108.20
67	B1	2456	C	C3'-C2'-C1'	5.64	106.01	101.50
21	A2	94	C	O4'-C1'-N1	5.63	112.71	108.20
21	A2	97	C	C3'-C2'-C1'	5.63	106.01	101.50
52	BB	84	TYR	CG-CD2-CE2	-5.63	116.79	121.30
67	B1	129	C	O4'-C1'-C2'	-5.63	100.17	105.80
67	B1	691	G	C1'-O4'-C4'	-5.63	105.39	109.90
67	B1	1391	C	C1'-O4'-C4'	-5.63	105.39	109.90
68	B3	69	C	O4'-C1'-N1	5.63	112.71	108.20
28	AV	33	ARG	NE-CZ-NH2	5.63	123.12	120.30
50	BV	40	TYR	CD1-CE1-CZ	5.63	124.87	119.80
67	B1	1186	G	C3'-C2'-C1'	5.63	106.01	101.50
67	B1	3043	C	O4'-C4'-C3'	-5.63	98.37	104.00
21	A2	550	G	C3'-C2'-C1'	-5.63	97.00	101.50
24	AA	11	ASP	CB-CG-OD2	5.63	123.37	118.30
51	Bj	78	HIS	N-CA-CB	5.63	120.74	110.60
67	B1	553	C	O4'-C1'-C2'	-5.63	100.17	105.80
67	B1	3017	U	OP1-P-OP2	-5.63	111.15	119.60
21	A2	57	G	C5'-C4'-O4'	-5.63	102.34	109.10
21	A2	359	A	P-O5'-C5'	-5.63	111.89	120.90
21	A2	917	A	N9-C1'-C2'	5.63	121.32	114.00
29	AL	40	LEU	CB-CA-C	5.63	120.90	110.20
67	B1	1239	C	C3'-C2'-C1'	5.63	106.00	101.50
21	A2	448	A	C4-C5-C6	5.63	119.81	117.00
21	A2	1008	U	O4'-C1'-C2'	-5.63	100.17	105.80
60	BS	109	PRO	N-CA-CB	5.63	110.06	103.30
67	B1	157	U	N1-C1'-C2'	5.63	121.32	114.00
67	B1	1573	A	C3'-C2'-C1'	-5.63	97.00	101.50
67	B1	1910	C	O4'-C1'-C2'	-5.63	100.17	105.80
67	B1	2257	A	O4'-C1'-C2'	5.63	112.67	107.60
67	B1	2382	A	P-O3'-C3'	-5.63	112.95	119.70
15	AE	83	PHE	CB-CG-CD2	5.63	124.74	120.80
15	AE	126	ARG	NE-CZ-NH2	-5.63	117.49	120.30
21	A2	1080	C	C5'-C4'-C3'	-5.63	107.00	116.00
21	A2	1448	A	O4'-C1'-C2'	-5.63	100.17	105.80
50	BV	45	ARG	NE-CZ-NH2	5.63	123.11	120.30
67	B1	717	A	C5'-C4'-C3'	5.63	125.00	116.00
67	B1	1552	C	O4'-C1'-N1	5.63	112.70	108.20

*Continued on next page...*

*Continued from previous page...*

Mol	Chain	Res	Type	Atoms	Z	Observed(°)	Ideal(°)
67	B1	2229	G	N9-C1'-C2'	5.63	121.31	114.00
21	A2	1039	C	P-O3'-C3'	5.62	126.45	119.70
67	B1	1960	U	C1'-O4'-C4'	-5.62	105.40	109.90
67	B1	2258	A	C4'-C3'-C2'	5.62	108.22	102.60
67	B1	2301	C	O4'-C1'-C2'	-5.62	100.17	105.80
67	B1	2325	C	N3-C4-C5	-5.62	119.65	121.90
21	A2	632	C	C1'-O4'-C4'	-5.62	105.40	109.90
21	A2	672	G	N9-C1'-C2'	5.62	121.31	114.00
41	Ba	37	GLU	CB-CA-C	-5.62	99.15	110.40
63	Bg	36	TYR	CB-CA-C	-5.62	99.15	110.40
67	B1	512	G	N9-C1'-C2'	5.62	121.31	114.00
67	B1	554	C	O4'-C1'-C2'	-5.62	100.18	105.80
67	B1	1650	U	P-O3'-C3'	-5.62	112.95	119.70
67	B1	2095	U	C3'-C2'-C1'	-5.62	97.00	101.50
67	B1	2303	A	O4'-C1'-C2'	-5.62	100.18	105.80
40	BE	93	ARG	NE-CZ-NH2	-5.62	117.49	120.30
67	B1	399	C	N3-C4-N4	5.62	121.94	118.00
67	B1	1537	U	C1'-O4'-C4'	-5.62	105.40	109.90
67	B1	1648	C	C5'-C4'-O4'	-5.62	102.35	109.10
67	B1	2752	U	C4'-C3'-C2'	5.62	108.22	102.60
67	B1	2899	G	N9-C1'-C2'	5.62	121.31	114.00
11	A1	6	G	C1'-O4'-C4'	5.62	114.40	109.90
67	B1	137	A	C1'-O4'-C4'	5.62	114.40	109.90
21	A2	85	A	P-O3'-C3'	5.62	126.44	119.70
58	BP	88	THR	CA-CB-OG1	5.62	120.80	109.00
67	B1	407	A	C1'-O4'-C4'	-5.62	105.41	109.90
67	B1	430	A	P-O3'-C3'	5.62	126.44	119.70
67	B1	528	G	P-O3'-C3'	5.62	126.44	119.70
67	B1	687	C	C3'-C2'-C1'	5.62	106.00	101.50
67	B1	807	G	P-O3'-C3'	5.62	126.44	119.70
67	B1	1261	C	P-O3'-C3'	-5.62	112.96	119.70
67	B1	1407	A	C5'-C4'-C3'	-5.62	107.01	116.00
67	B1	2412	A	C3'-C2'-C1'	5.62	105.99	101.50
67	B1	3036	C	OP1-P-OP2	-5.62	111.17	119.60
21	A2	535	U	P-O3'-C3'	-5.62	112.96	119.70
27	A0	48	C	O4'-C1'-C2'	-5.62	100.18	105.80
21	A2	359	A	O4'-C1'-N9	5.62	112.69	108.20
21	A2	940	U	O4'-C1'-N1	5.62	112.69	108.20
21	A2	1108	U	C4'-C3'-C2'	-5.62	96.98	102.60
24	AA	156	ASP	CB-CG-OD2	-5.62	113.25	118.30
67	B1	1074	G	O4'-C1'-C2'	5.62	112.65	107.60
67	B1	1589	G	O4'-C1'-N9	5.62	112.69	108.20

*Continued on next page...*

*Continued from previous page...*

Mol	Chain	Res	Type	Atoms	Z	Observed(°)	Ideal(°)
67	B1	1750	C	C5'-C4'-C3'	5.62	124.99	116.00
67	B1	1851	U	C2'-C3'-O3'	5.62	122.69	113.70
67	B1	1932	G	C3'-C2'-C1'	5.62	105.99	101.50
21	A2	418	G	C1'-O4'-C4'	5.61	114.39	109.90
22	AY	17	ARG	NH1-CZ-NH2	5.61	125.58	119.40
67	B1	500	C	O4'-C1'-C2'	-5.61	100.19	105.80
67	B1	630	G	O4'-C1'-N9	5.61	112.69	108.20
67	B1	688	G	C1'-O4'-C4'	-5.61	105.41	109.90
67	B1	2760	A	C5'-C4'-C3'	-5.61	107.02	116.00
21	A2	260	C	C5'-C4'-O4'	5.61	115.83	109.10
52	BB	24	PHE	CD1-CE1-CZ	-5.61	113.37	120.10
67	B1	624	U	C3'-C2'-C1'	5.61	105.99	101.50
67	B1	1742	C	O4'-C1'-N1	5.61	112.69	108.20
67	B1	2332	G	N9-C1'-C2'	-5.61	105.83	112.00
21	A2	189	C	P-O3'-C3'	-5.61	112.97	119.70
21	A2	694	U	C3'-C2'-C1'	-5.61	97.01	101.50
21	A2	1063	A	C1'-O4'-C4'	5.61	114.39	109.90
27	A0	23	A	C3'-C2'-C1'	5.61	105.99	101.50
31	BY	132	ARG	NE-CZ-NH2	5.61	123.11	120.30
52	BB	48	ILE	CB-CA-C	-5.61	100.38	111.60
53	BD	155	ARG	NE-CZ-NH1	5.61	123.11	120.30
66	Bl	17	ARG	NE-CZ-NH1	5.61	123.11	120.30
67	B1	375	C	N3-C4-C5	-5.61	119.66	121.90
67	B1	548	U	C3'-C2'-C1'	5.61	105.99	101.50
67	B1	1413	A	C5'-C4'-O4'	5.61	115.83	109.10
15	AE	217	ASP	CB-CG-OD1	5.61	123.35	118.30
21	A2	820	G	P-O5'-C5'	5.61	129.88	120.90
37	BU	48	VAL	O-C-N	-5.61	113.67	123.20
60	BS	57	LEU	CB-CG-CD1	5.61	120.54	111.00
67	B1	215	A	C4'-C3'-C2'	5.61	108.21	102.60
67	B1	1530	A	C4'-C3'-C2'	-5.61	96.99	102.60
21	A2	155	U	P-O3'-C3'	5.61	126.43	119.70
21	A2	160	C	P-O5'-C5'	5.61	129.87	120.90
21	A2	1491	C	C5'-C4'-C3'	-5.61	107.03	116.00
24	AA	43	VAL	O-C-N	-5.61	113.73	122.70
36	Bf	30	LYS	CB-CA-C	-5.61	99.19	110.40
67	B1	796	C	C1'-O4'-C4'	-5.61	105.41	109.90
11	A1	11	C	N1-C1'-C2'	5.61	121.29	114.00
21	A2	297	G	C1'-O4'-C4'	5.61	114.39	109.90
21	A2	1213	G	O4'-C1'-C2'	5.61	112.64	107.60
35	BL	12	ARG	CB-CA-C	5.61	121.61	110.40
40	BE	59	ARG	NE-CZ-NH1	5.61	123.10	120.30

*Continued on next page...*

*Continued from previous page...*

Mol	Chain	Res	Type	Atoms	Z	Observed(°)	Ideal(°)
61	Bd	17	THR	N-CA-C	-5.61	95.87	111.00
67	B1	1391	C	C4'-C3'-C2'	-5.61	96.99	102.60
67	B1	1699	U	O4'-C1'-N1	5.61	112.68	108.20
67	B1	2530	G	O4'-C1'-N9	5.61	112.68	108.20
21	A2	1123	G	P-O3'-C3'	5.60	126.42	119.70
67	B1	2566	A	O4'-C1'-C2'	-5.60	100.20	105.80
33	BC	353	ARG	NH1-CZ-NH2	5.60	125.56	119.40
52	BB	95	ASN	CA-CB-CG	-5.60	101.08	113.40
60	BS	129	TYR	N-CA-CB	5.60	120.68	110.60
67	B1	453	U	C1'-O4'-C4'	5.60	114.38	109.90
67	B1	517	A	O4'-C1'-C2'	-5.60	100.20	105.80
67	B1	625	A	C1'-O4'-C4'	5.60	114.38	109.90
67	B1	1146	U	C1'-O4'-C4'	5.60	114.38	109.90
67	B1	2859	U	C3'-C2'-C1'	5.60	105.98	101.50
21	A2	341	C	O4'-C1'-C2'	-5.60	100.20	105.80
21	A2	438	A	OP1-P-O3'	5.60	117.52	105.20
36	Bf	48	LYS	CB-CG-CD	5.60	126.16	111.60
67	B1	270	C	P-O3'-C3'	-5.60	112.98	119.70
67	B1	2269	C	C1'-O4'-C4'	5.60	114.38	109.90
14	AM	41	ARG	NE-CZ-NH2	5.60	123.10	120.30
21	A2	495	G	C3'-C2'-C1'	-5.60	97.02	101.50
36	Bf	20	ASN	CA-CB-CG	-5.60	101.08	113.40
46	BA	31	ALA	N-CA-CB	5.60	117.94	110.10
48	BR	43	ILE	CA-CB-CG1	5.60	121.64	111.00
51	Bj	42	ARG	CB-CA-C	-5.60	99.20	110.40
20	BG	16	ALA	N-CA-CB	5.60	117.94	110.10
67	B1	2166	C	N3-C4-N4	5.60	121.92	118.00
67	B1	2318	G	N9-C1'-C2'	5.60	121.28	114.00
67	B1	2359	G	C1'-O4'-C4'	5.60	114.38	109.90
68	B3	51	U	O4'-C1'-N1	5.60	112.68	108.20
68	B3	112	C	C3'-C2'-C1'	5.60	105.98	101.50
21	A2	416	A	C3'-C2'-C1'	-5.60	97.02	101.50
21	A2	435	A	O5'-C5'-C4'	5.60	122.34	111.70
21	A2	606	U	O4'-C1'-N1	5.60	112.68	108.20
40	BE	53	GLY	CA-C-O	-5.60	110.52	120.60
47	BI	34	GLU	CA-CB-CG	5.60	125.72	113.40
67	B1	454	C	P-O5'-C5'	-5.60	111.94	120.90
67	B1	1835	A	N9-C1'-C2'	-5.60	105.84	112.00
68	B3	29	G	C1'-O4'-C4'	-5.60	105.42	109.90
21	A2	498	C	C3'-C2'-C1'	5.60	105.98	101.50
61	Bd	76	MET	N-CA-CB	5.60	120.67	110.60
8	AR	67	ARG	NH1-CZ-NH2	-5.59	113.25	119.40

*Continued on next page...*

*Continued from previous page...*

Mol	Chain	Res	Type	Atoms	Z	Observed(°)	Ideal(°)
21	A2	725	C	C1'-O4'-C4'	-5.59	105.42	109.90
21	A2	781	U	P-O5'-C5'	5.59	129.85	120.90
21	A2	950	C	C3'-C2'-C1'	5.59	105.97	101.50
54	BF	147	VAL	CG1-CB-CG2	-5.59	101.95	110.90
63	Bg	35	GLY	C-N-CA	5.59	135.69	121.70
67	B1	311	C	C1'-O4'-C4'	5.59	114.38	109.90
67	B1	517	A	C3'-C2'-C1'	5.59	105.98	101.50
67	B1	1527	G	C3'-C2'-C1'	5.59	105.97	101.50
67	B1	2041	U	C3'-C2'-C1'	5.59	105.97	101.50
67	B1	2170	C	OP1-P-OP2	-5.59	111.21	119.60
1	AQ	136	TYR	CA-CB-CG	-5.59	102.77	113.40
21	A2	1271	G	O4'-C1'-C2'	-5.59	100.21	105.80
67	B1	764	G	C1'-O4'-C4'	5.59	114.37	109.90
67	B1	1753	G	O4'-C1'-N9	5.59	112.67	108.20
67	B1	2664	G	O4'-C4'-C3'	5.59	110.57	106.10
68	B3	81	C	O4'-C1'-C2'	-5.59	100.21	105.80
21	A2	911	C	O4'-C1'-N1	5.59	112.67	108.20
21	A2	1018	C	O4'-C1'-N1	5.59	112.67	108.20
21	A2	1037	U	P-O3'-C3'	5.59	126.41	119.70
29	AL	64	TRP	CB-CG-CD1	5.59	134.27	127.00
32	BO	84	TYR	CD1-CE1-CZ	5.59	124.83	119.80
28	B6	4	ARG	CD-NE-CZ	-5.59	115.77	123.60
67	B1	216	A	O4'-C1'-C2'	-5.59	100.21	105.80
67	B1	234	G	C3'-C2'-C1'	-5.59	97.03	101.50
67	B1	1736	G	C1'-O4'-C4'	-5.59	105.43	109.90
21	A2	306	C	OP1-P-OP2	-5.59	111.22	119.60
21	A2	352	A	P-O5'-C5'	5.59	129.84	120.90
21	A2	1408	C	C3'-C2'-C1'	5.59	105.97	101.50
67	B1	494	C	C3'-C2'-C1'	5.59	105.97	101.50
67	B1	1006	A	C5-C6-N1	-5.59	114.91	117.70
67	B1	2209	U	C5'-C4'-C3'	5.59	124.94	116.00
67	B1	2284	C	N1-C1'-C2'	5.59	121.27	114.00
21	A2	1168	C	N1-C1'-C2'	5.59	121.27	114.00
67	B1	164	A	O4'-C1'-N9	5.59	112.67	108.20
33	BC	4	VAL	CA-CB-CG2	-5.59	102.52	110.90
67	B1	1405	G	O4'-C1'-C2'	5.59	112.63	107.60
67	B1	1906	G	C3'-C2'-C1'	-5.59	97.03	101.50
21	A2	1313	G	O4'-C1'-N9	5.58	112.67	108.20
53	BD	127	VAL	CA-CB-CG1	5.58	119.28	110.90
67	B1	17	C	C3'-C2'-C1'	5.58	105.97	101.50
67	B1	131	C	C1'-O4'-C4'	5.58	114.37	109.90
67	B1	663	A	P-O5'-C5'	5.58	129.84	120.90

*Continued on next page...*

*Continued from previous page...*

Mol	Chain	Res	Type	Atoms	Z	Observed(°)	Ideal(°)
67	B1	1100	G	C5'-C4'-O4'	5.58	115.80	109.10
67	B1	2179	G	C3'-C2'-C1'	5.58	105.97	101.50
67	B1	2390	G	N9-C1'-C2'	-5.58	105.86	112.00
67	B1	2733	A	P-O3'-C3'	5.58	126.40	119.70
21	A2	666	G	O4'-C1'-C2'	5.58	112.62	107.60
21	A2	1304	C	N3-C4-N4	5.58	121.91	118.00
27	A0	63	G	N9-C1'-C2'	5.58	121.26	114.00
44	BW	63	ARG	NE-CZ-NH1	5.58	123.09	120.30
65	BJ	60	ASP	CB-CG-OD2	-5.58	113.28	118.30
67	B1	1476	C	O4'-C1'-N1	5.58	112.67	108.20
67	B1	1968	A	OP1-P-OP2	-5.58	111.22	119.60
67	B1	2908	U	N1-C1'-C2'	-5.58	105.86	112.00
67	B1	2938	G	O4'-C1'-C2'	5.58	112.63	107.60
68	B3	102	G	P-O5'-C5'	5.58	129.83	120.90
10	AD	149	GLU	CB-CA-C	-5.58	99.24	110.40
21	A2	570	G	C3'-C2'-C1'	-5.58	97.03	101.50
21	A2	1024	G	O4'-C1'-C2'	5.58	112.62	107.60
21	A2	1194	C	C1'-O4'-C4'	-5.58	105.44	109.90
57	BZ	50	TYR	CB-CG-CD1	-5.58	117.65	121.00
67	B1	1310	A	P-O3'-C3'	-5.58	113.00	119.70
11	A1	58	A	O4'-C1'-C2'	-5.58	100.22	105.80
18	AF	16	TRP	CA-C-N	5.58	129.48	117.20
21	A2	248	U	O4'-C4'-C3'	-5.58	98.42	104.00
21	A2	356	G	P-O3'-C3'	5.58	126.39	119.70
21	A2	483	G	N9-C1'-C2'	-5.58	105.86	112.00
21	A2	1450	U	O5'-P-OP2	5.58	117.39	110.70
48	BR	8	PHE	CB-CA-C	-5.58	99.24	110.40
67	B1	975	C	C4'-C3'-C2'	-5.58	97.02	102.60
67	B1	1564	C	C3'-C2'-C1'	5.58	105.96	101.50
67	B1	1763	A	C1'-O4'-C4'	-5.58	105.44	109.90
67	B1	2639	G	C1'-O4'-C4'	-5.58	105.44	109.90
21	A2	414	G	OP1-P-OP2	-5.58	111.23	119.60
21	A2	709	G	P-O3'-C3'	-5.58	113.01	119.70
21	A2	733	C	C4'-C3'-C2'	-5.58	97.02	102.60
21	A2	819	G	O4'-C1'-N9	5.58	112.66	108.20
25	AH	75	GLY	N-CA-C	5.58	127.04	113.10
20	BG	6	TYR	CB-CG-CD2	5.58	124.35	121.00
67	B1	134	C	C1'-O4'-C4'	5.58	114.36	109.90
67	B1	1588	C	O4'-C1'-C2'	-5.58	100.22	105.80
68	B3	75	G	O4'-C1'-C2'	-5.58	100.22	105.80
15	AE	83	PHE	CB-CA-C	-5.58	99.25	110.40
21	A2	551	U	P-O3'-C3'	-5.58	113.01	119.70

*Continued on next page...*

*Continued from previous page...*

Mol	Chain	Res	Type	Atoms	Z	Observed(°)	Ideal(°)
21	A2	1154	G	C3'-C2'-C1'	-5.58	97.04	101.50
21	A2	1323	A	O4'-C1'-N9	5.58	112.66	108.20
27	A0	65	G	C4'-C3'-C2'	-5.58	97.02	102.60
33	BC	225	THR	CA-CB-CG2	-5.58	104.59	112.40
64	Bc	8	LEU	CB-CA-C	-5.58	99.61	110.20
67	B1	679	U	C4'-C3'-C2'	-5.58	97.03	102.60
67	B1	1130	G	C4'-C3'-C2'	-5.58	97.03	102.60
67	B1	1270	G	C1'-O4'-C4'	-5.58	105.44	109.90
67	B1	1525	G	N9-C1'-C2'	5.58	121.25	114.00
67	B1	1880	A	O4'-C1'-N9	5.58	112.66	108.20
21	A2	76	U	O4'-C1'-N1	5.57	112.66	108.20
21	A2	810	G	C1'-O4'-C4'	-5.57	105.44	109.90
21	A2	969	A	O4'-C1'-C2'	-5.57	100.23	105.80
67	B1	572	U	P-O3'-C3'	-5.57	113.01	119.70
67	B1	716	U	N1-C1'-C2'	5.57	121.24	114.00
67	B1	1343	C	C4'-C3'-C2'	-5.57	97.03	102.60
67	B1	2001	U	O4'-C1'-C2'	-5.57	100.23	105.80
67	B1	2201	C	P-O3'-C3'	-5.57	113.01	119.70
67	B1	2889	A	N9-C1'-C2'	5.57	121.25	114.00
21	A2	356	G	O4'-C1'-N9	5.57	112.66	108.20
32	BO	94	ALA	CB-CA-C	-5.57	101.74	110.10
67	B1	1226	G	O4'-C1'-N9	5.57	112.66	108.20
67	B1	2431	C	N1-C1'-C2'	5.57	121.24	114.00
67	B1	2523	C	O4'-C1'-C2'	-5.57	100.23	105.80
21	A2	308	G	C1'-O4'-C4'	5.57	114.36	109.90
28	B6	41	VAL	CA-CB-CG2	-5.57	102.55	110.90
67	B1	2613	C	O4'-C1'-N1	5.57	112.66	108.20
67	B1	2679	A	O4'-C1'-N9	5.57	112.66	108.20
6	AC	150	TYR	CB-CG-CD1	-5.57	117.66	121.00
21	A2	641	A	C2'-C3'-O3'	5.57	122.61	113.70
26	AP	55	TYR	N-CA-CB	5.57	120.62	110.60
41	Ba	50	ILE	O-C-N	-5.57	113.79	122.70
67	B1	407	A	OP1-P-OP2	-5.57	111.25	119.60
67	B1	410	C	N1-C1'-C2'	5.57	121.24	114.00
67	B1	1202	G	C5'-C4'-O4'	-5.57	102.42	109.10
67	B1	2640	C	C1'-O4'-C4'	-5.57	105.44	109.90
8	AR	8	ARG	N-CA-CB	5.57	120.62	110.60
21	A2	766	G	C2'-C3'-O3'	5.57	122.61	113.70
21	A2	1118	C	C1'-O4'-C4'	-5.57	105.45	109.90
21	A2	1139	A	P-O3'-C3'	-5.57	113.02	119.70
67	B1	644	G	O4'-C1'-N9	-5.57	103.75	108.20
67	B1	962	C	C5'-C4'-O4'	5.57	115.78	109.10

*Continued on next page...*



*Continued from previous page...*

Mol	Chain	Res	Type	Atoms	Z	Observed(°)	Ideal(°)
67	B1	2795	G	N9-C1'-C2'	5.57	121.24	114.00
15	AE	58	THR	CA-CB-OG1	5.57	120.69	109.00
21	A2	215	C	C4'-C3'-C2'	-5.57	97.03	102.60
35	BL	14	SER	N-CA-CB	5.57	118.85	110.50
28	B6	35	ASP	CB-CG-OD1	-5.57	113.29	118.30
67	B1	795	G	P-O3'-C3'	-5.57	113.02	119.70
67	B1	822	A	C4'-C3'-C2'	-5.57	97.03	102.60
67	B1	1575	G	C1'-O4'-C4'	5.57	114.35	109.90
67	B1	1980	U	P-O5'-C5'	-5.57	111.99	120.90
67	B1	2835	A	C3'-C2'-C1'	5.57	105.95	101.50
67	B1	2856	G	O4'-C1'-C2'	5.57	112.61	107.60
67	B1	312	G	C5'-C4'-C3'	5.56	124.90	116.00
67	B1	1097	G	C3'-C2'-C1'	-5.56	97.05	101.50
21	A2	95	G	O4'-C1'-C2'	-5.56	100.24	105.80
67	B1	1213	G	OP2-P-O3'	5.56	117.44	105.20
68	B3	72	G	O4'-C1'-N9	5.56	112.65	108.20
15	AE	64	LYS	CB-CA-C	-5.56	99.28	110.40
21	A2	1427	C	O4'-C1'-N1	5.56	112.65	108.20
67	B1	7	G	O4'-C1'-N9	5.56	112.65	108.20
67	B1	2140	C	N3-C4-C5	-5.56	119.68	121.90
16	AJ	63	ALA	C-N-CA	5.56	135.60	121.70
21	A2	167	G	O3'-P-O5'	5.56	114.56	104.00
21	A2	460	C	N3-C4-C5	-5.56	119.68	121.90
21	A2	807	C	C1'-O4'-C4'	-5.56	105.45	109.90
36	Bf	51	GLU	CB-CA-C	-5.56	99.28	110.40
28	B6	55	TYR	CB-CG-CD2	-5.56	117.66	121.00
67	B1	88	G	O4'-C1'-N9	5.56	112.65	108.20
67	B1	496	A	O4'-C1'-N9	5.56	112.65	108.20
67	B1	2623	G	N9-C1'-C2'	-5.56	105.88	112.00
67	B1	2988	A	C3'-C2'-C1'	5.56	105.95	101.50
21	A2	286	G	C4'-C3'-C2'	-5.56	97.04	102.60
21	A2	532	C	O4'-C1'-C2'	-5.56	100.24	105.80
21	A2	1117	A	C5'-C4'-C3'	5.56	124.89	116.00
67	B1	312	G	P-O5'-C5'	-5.56	112.01	120.90
67	B1	537	U	C5'-C4'-O4'	5.56	115.77	109.10
67	B1	652	G	O4'-C1'-C2'	-5.56	100.24	105.80
67	B1	1612	G	O3'-P-O5'	-5.56	93.44	104.00
67	B1	1719	C	N3-C4-C5	-5.56	119.68	121.90
67	B1	2488	C	P-O3'-C3'	5.56	126.37	119.70
21	A2	133	G	C5'-C4'-C3'	-5.56	107.11	116.00
67	B1	2324	C	N3-C4-N4	5.56	121.89	118.00
21	A2	80	A	P-O5'-C5'	5.55	129.79	120.90

*Continued on next page...*

*Continued from previous page...*

Mol	Chain	Res	Type	Atoms	Z	Observed(°)	Ideal(°)
21	A2	407	G	P-O3'-C3'	-5.55	113.03	119.70
21	A2	1085	C	N3-C4-N4	5.55	121.89	118.00
67	B1	269	C	N1-C1'-C2'	5.55	121.22	114.00
67	B1	1510	U	C1'-O4'-C4'	-5.55	105.46	109.90
21	A2	1431	C	P-O3'-C3'	-5.55	113.04	119.70
23	AT	90	VAL	CA-CB-CG2	5.55	119.23	110.90
50	BV	1	MET	CG-SD-CE	-5.55	91.31	100.20
67	B1	1323	U	O4'-C1'-C2'	-5.55	100.25	105.80
67	B1	2874	C	N1-C1'-C2'	5.55	121.22	114.00
21	A2	229	G	OP2-P-O3'	5.55	117.41	105.20
21	A2	1287	G	N9-C1'-C2'	-5.55	105.89	112.00
31	BY	73	ARG	NE-CZ-NH2	-5.55	117.52	120.30
67	B1	468	A	N9-C1'-C2'	5.55	121.22	114.00
67	B1	470	A	O4'-C1'-C2'	-5.55	100.25	105.80
67	B1	625	A	O4'-C1'-C2'	-5.55	100.25	105.80
67	B1	1204	U	N1-C1'-C2'	5.55	121.22	114.00
67	B1	2283	C	N1-C1'-C2'	5.55	121.22	114.00
67	B1	3019	C	OP2-P-O3'	5.55	117.41	105.20
21	A2	378	A	P-O3'-C3'	5.55	126.36	119.70
21	A2	842	U	N1-C1'-C2'	-5.55	105.90	112.00
21	A2	1057	A	N9-C1'-C2'	-5.55	105.89	112.00
21	A2	1245	C	N3-C4-N4	5.55	121.88	118.00
21	A2	1383	A	O4'-C4'-C3'	-5.55	98.45	104.00
21	A2	1460	G	C1'-O4'-C4'	5.55	114.34	109.90
33	BC	101	VAL	CA-CB-CG2	-5.55	102.58	110.90
36	Bf	34	ARG	NH1-CZ-NH2	5.55	125.51	119.40
61	Bd	6	ARG	NE-CZ-NH2	-5.55	117.53	120.30
67	B1	962	C	P-O3'-C3'	5.55	126.36	119.70
67	B1	1662	C	N3-C4-N4	5.55	121.88	118.00
67	B1	2475	G	P-O3'-C3'	5.55	126.36	119.70
67	B1	2850	G	O4'-C1'-C2'	5.55	112.59	107.60
21	A2	246	A	P-O5'-C5'	-5.55	112.03	120.90
21	A2	1295	C	C5'-C4'-O4'	5.55	115.76	109.10
33	BC	104	PHE	CB-CG-CD1	5.55	124.68	120.80
67	B1	506	G	O4'-C1'-C2'	5.55	112.59	107.60
67	B1	1234	A	C5'-C4'-C3'	-5.55	107.12	116.00
58	BP	8	ASP	CB-CG-OD1	5.54	123.29	118.30
21	A2	786	G	O4'-C1'-N9	5.54	112.64	108.20
21	A2	829	U	C1'-O4'-C4'	5.54	114.33	109.90
21	A2	1418	G	P-O3'-C3'	-5.54	113.05	119.70
60	BS	129	TYR	CG-CD2-CE2	-5.54	116.86	121.30
64	Bc	41	ARG	NE-CZ-NH1	-5.54	117.53	120.30

*Continued on next page...*

*Continued from previous page...*

Mol	Chain	Res	Type	Atoms	Z	Observed(°)	Ideal(°)
67	B1	1505	G	P-O5'-C5'	-5.54	112.03	120.90
67	B1	2924	G	C5'-C4'-O4'	5.54	115.75	109.10
67	B1	2984	A	O4'-C1'-C2'	-5.54	100.26	105.80
7	AB	123	ASP	N-CA-CB	5.54	120.57	110.60
10	AD	160	PHE	CB-CG-CD1	5.54	124.68	120.80
21	A2	257	U	OP1-P-OP2	-5.54	111.29	119.60
21	A2	413	G	C1'-O4'-C4'	-5.54	105.47	109.90
21	A2	463	G	P-O3'-C3'	5.54	126.35	119.70
21	A2	663	G	P-O3'-C3'	-5.54	113.05	119.70
27	A0	71	G	C5'-C4'-C3'	5.54	124.86	116.00
41	Ba	24	ARG	N-CA-C	5.54	125.96	111.00
66	B1	38	TYR	CG-CD2-CE2	-5.54	116.87	121.30
67	B1	309	C	N1-C1'-C2'	-5.54	105.90	112.00
67	B1	401	C	N3-C4-N4	5.54	121.88	118.00
67	B1	567	G	C5'-C4'-C3'	5.54	124.87	116.00
43	Bk	123	VAL	CG1-CB-CG2	-5.54	102.04	110.90
67	B1	1083	G	P-O3'-C3'	-5.54	113.05	119.70
67	B1	1564	C	O4'-C1'-C2'	-5.54	100.26	105.80
67	B1	1956	G	O4'-C1'-N9	5.54	112.63	108.20
67	B1	2426	U	O4'-C1'-N1	5.54	112.63	108.20
5	AW	42	ALA	N-CA-CB	5.54	117.86	110.10
21	A2	890	C	N3-C4-N4	5.54	121.88	118.00
21	A2	1096	G	C4'-C3'-C2'	-5.54	97.06	102.60
32	BO	152	TYR	CB-CG-CD1	-5.54	117.68	121.00
20	B4	116	MET	CG-SD-CE	-5.54	91.34	100.20
67	B1	23	G	C1'-O4'-C4'	5.54	114.33	109.90
67	B1	85	G	C4'-C3'-C2'	-5.54	97.06	102.60
67	B1	579	C	O4'-C1'-C2'	-5.54	100.26	105.80
67	B1	1801	C	OP1-P-OP2	-5.54	111.29	119.60
15	AE	102	VAL	O-C-N	-5.54	113.84	122.70
67	B1	228	U	C4'-C3'-C2'	-5.54	97.06	102.60
67	B1	2727	C	C1'-O4'-C4'	-5.54	105.47	109.90
67	B1	2835	A	O4'-C1'-C2'	-5.54	100.26	105.80
4	AG	84	VAL	CA-CB-CG1	5.54	119.20	110.90
21	A2	1003	G	P-O3'-C3'	-5.54	113.06	119.70
34	BK	8	ARG	CD-NE-CZ	-5.54	115.85	123.60
67	B1	70	G	O4'-C1'-N9	5.54	112.63	108.20
67	B1	2362	U	O4'-C1'-C2'	-5.54	100.26	105.80
21	A2	240	U	N1-C1'-C2'	-5.53	105.91	112.00
21	A2	447	A	C5-C6-N1	-5.53	114.93	117.70
21	A2	996	A	C5-C6-N1	-5.53	114.93	117.70
21	A2	1309	A	C3'-C2'-C1'	5.53	105.93	101.50

*Continued on next page...*

*Continued from previous page...*

Mol	Chain	Res	Type	Atoms	Z	Observed(°)	Ideal(°)
67	B1	2135	C	C4'-C3'-C2'	5.53	108.13	102.60
67	B1	2141	C	N3-C4-C5	-5.53	119.69	121.90
67	B1	2181	G	C5'-C4'-O4'	5.53	115.74	109.10
67	B1	2313	G	P-O3'-C3'	-5.53	113.06	119.70
11	A1	40	U	C1'-O4'-C4'	5.53	114.33	109.90
21	A2	435	A	O4'-C1'-N9	-5.53	103.77	108.20
21	A2	1426	C	N1-C1'-C2'	5.53	121.19	114.00
67	B1	622	A	N9-C1'-C2'	5.53	121.19	114.00
67	B1	1655	G	O4'-C1'-N9	-5.53	103.77	108.20
11	A1	42	C	O4'-C1'-C2'	-5.53	100.27	105.80
21	A2	133	G	O4'-C1'-C2'	-5.53	100.27	105.80
21	A2	549	A	O4'-C1'-N9	5.53	112.62	108.20
21	A2	641	A	P-O5'-C5'	-5.53	112.05	120.90
21	A2	1279	A	P-O5'-C5'	-5.53	112.05	120.90
67	B1	1478	G	O4'-C1'-N9	5.53	112.62	108.20
67	B1	2671	C	O4'-C1'-C2'	-5.53	100.27	105.80
34	B5	8	ARG	CD-NE-CZ	-5.53	115.86	123.60
67	B1	479	G	C1'-O4'-C4'	-5.53	105.48	109.90
67	B1	2779	G	C4'-C3'-C2'	-5.53	97.07	102.60
68	B3	78	C	C4'-C3'-C2'	-5.53	97.07	102.60
21	A2	411	C	O4'-C1'-C2'	-5.53	100.27	105.80
21	A2	661	C	O4'-C1'-N1	5.53	112.62	108.20
21	A2	1210	A	C1'-O4'-C4'	5.53	114.32	109.90
67	B1	1174	U	C1'-O4'-C4'	-5.53	105.48	109.90
67	B1	1195	G	OP2-P-O3'	5.53	117.36	105.20
6	AC	126	ARG	NE-CZ-NH1	-5.53	117.54	120.30
21	A2	1047	U	O5'-P-OP1	-5.53	100.73	105.70
65	BJ	52	ARG	NE-CZ-NH2	-5.53	117.54	120.30
67	B1	62	C	C3'-C2'-C1'	5.53	105.92	101.50
67	B1	92	G	C1'-O4'-C4'	-5.53	105.48	109.90
67	B1	879	A	P-O5'-C5'	-5.53	112.06	120.90
67	B1	1929	C	P-O3'-C3'	5.53	126.33	119.70
4	AG	72	PHE	N-CA-CB	5.52	120.54	110.60
21	A2	116	C	P-O5'-C5'	-5.52	112.06	120.90
21	A2	342	G	P-O5'-C5'	-5.52	112.06	120.90
21	A2	1099	A	O3'-P-O5'	5.52	114.50	104.00
27	A0	9	A	C5'-C4'-O4'	5.52	115.73	109.10
48	BR	23	ARG	N-CA-CB	5.52	120.54	110.60
64	Bc	17	GLN	N-CA-C	5.52	125.91	111.00
67	B1	109	G	O4'-C1'-N9	5.52	112.62	108.20
67	B1	747	G	O4'-C1'-C2'	5.52	112.57	107.60
67	B1	2767	C	N1-C1'-C2'	5.52	121.18	114.00

*Continued on next page...*

*Continued from previous page...*

Mol	Chain	Res	Type	Atoms	Z	Observed(°)	Ideal(°)
21	A2	748	A	O4'-C1'-C2'	5.52	112.57	107.60
21	A2	993	C	N1-C1'-C2'	5.52	121.18	114.00
24	AA	26	PHE	CB-CG-CD2	-5.52	116.93	120.80
28	AV	59	TYR	CB-CG-CD1	-5.52	117.69	121.00
29	AL	82	MET	CG-SD-CE	-5.52	91.36	100.20
28	B6	4	ARG	NE-CZ-NH2	5.52	123.06	120.30
59	BM	11	TRP	CG-CD1-NE1	-5.52	104.58	110.10
67	B1	638	A	C4-C5-C6	5.52	119.76	117.00
67	B1	1321	C	O4'-C1'-N1	5.52	112.62	108.20
67	B1	1391	C	P-O3'-C3'	5.52	126.33	119.70
67	B1	1392	G	C1'-O4'-C4'	-5.52	105.48	109.90
67	B1	2060	A	P-O3'-C3'	-5.52	113.07	119.70
21	A2	244	G	C4'-C3'-C2'	-5.52	97.08	102.60
21	A2	542	G	O5'-P-OP1	5.52	117.33	110.70
67	B1	59	U	C1'-O4'-C4'	5.52	114.32	109.90
67	B1	312	G	O4'-C4'-C3'	-5.52	98.48	104.00
67	B1	2553	U	C3'-C2'-C1'	5.52	105.92	101.50
21	A2	776	C	C3'-C2'-C1'	5.52	105.92	101.50
21	A2	1186	C	C2'-C3'-O3'	5.52	122.53	113.70
67	B1	364	A	N9-C1'-C2'	-5.52	105.93	112.00
67	B1	1350	C	C1'-O4'-C4'	5.52	114.31	109.90
67	B1	1459	A	P-O5'-C5'	-5.52	112.07	120.90
68	B3	53	A	O4'-C1'-N9	5.52	112.61	108.20
21	A2	770	A	C1'-O4'-C4'	5.52	114.31	109.90
21	A2	858	A	O4'-C1'-N9	5.52	112.61	108.20
23	AT	103	LEU	CB-CG-CD1	5.52	120.38	111.00
43	Bk	16	ALA	N-CA-CB	5.52	117.83	110.10
67	B1	358	C	C1'-O4'-C4'	-5.52	105.49	109.90
67	B1	1685	C	C3'-C2'-C1'	5.52	105.91	101.50
67	B1	1716	G	O4'-C1'-N9	5.52	112.61	108.20
20	A3	122	MET	CG-SD-CE	-5.52	91.37	100.20
21	A2	774	U	C3'-C2'-C1'	5.52	105.91	101.50
67	B1	513	C	C2'-C3'-O3'	5.52	122.53	113.70
67	B1	1616	A	C3'-C2'-C1'	-5.52	97.09	101.50
67	B1	2747	C	N3-C4-N4	5.52	121.86	118.00
13	AX	36	ASP	N-CA-CB	5.51	120.53	110.60
15	AE	156	ASP	CB-CG-OD2	-5.51	113.34	118.30
21	A2	772	G	C1'-O4'-C4'	-5.51	105.49	109.90
21	A2	972	C	C3'-C2'-C1'	5.51	105.91	101.50
24	AA	98	ARG	NE-CZ-NH1	5.51	123.06	120.30
50	BV	53	THR	N-CA-CB	-5.51	99.82	110.30
67	B1	1568	A	P-O5'-C5'	5.51	129.72	120.90

*Continued on next page...*

*Continued from previous page...*

Mol	Chain	Res	Type	Atoms	Z	Observed(°)	Ideal(°)
67	B1	1951	G	C3'-C2'-C1'	5.51	105.91	101.50
67	B1	2880	C	O4'-C1'-C2'	-5.51	100.29	105.80
21	A2	230	C	C4'-C3'-C2'	-5.51	97.09	102.60
21	A2	1007	A	N9-C1'-C2'	-5.51	105.94	112.00
65	BJ	90	ARG	NE-CZ-NH2	-5.51	117.54	120.30
67	B1	905	G	N9-C1'-C2'	5.51	121.17	114.00
67	B1	1128	G	O4'-C1'-C2'	5.51	112.56	107.60
21	A2	133	G	O3'-P-O5'	5.51	114.47	104.00
21	A2	560	A	O4'-C1'-C2'	-5.51	100.29	105.80
21	A2	634	C	N1-C1'-C2'	5.51	121.17	114.00
21	A2	1275	U	O4'-C1'-N1	5.51	112.61	108.20
24	AA	55	VAL	N-CA-C	-5.51	96.12	111.00
25	AH	113	GLN	N-CA-CB	5.51	120.52	110.60
47	BI	28	VAL	CG1-CB-CG2	5.51	119.72	110.90
28	B6	55	TYR	O-C-N	-5.51	113.88	122.70
67	B1	824	C	C3'-C2'-C1'	5.51	105.91	101.50
67	B1	825	C	C1'-O4'-C4'	5.51	114.31	109.90
67	B1	1467	G	C1'-O4'-C4'	-5.51	105.49	109.90
21	A2	109	U	C3'-C2'-C1'	5.51	105.91	101.50
21	A2	776	C	O4'-C1'-C2'	-5.51	100.29	105.80
21	A2	1410	G	C4'-C3'-C2'	-5.51	97.09	102.60
67	B1	306	G	O4'-C1'-C2'	-5.51	100.29	105.80
67	B1	401	C	N3-C4-C5	-5.51	119.70	121.90
67	B1	592	C	P-O5'-C5'	-5.51	112.08	120.90
67	B1	774	G	N9-C1'-C2'	5.51	121.16	114.00
27	A0	55	U	OP1-P-OP2	-5.51	111.34	119.60
43	Bk	107	ARG	NH1-CZ-NH2	5.51	125.46	119.40
67	B1	802	G	C1'-O4'-C4'	5.51	114.31	109.90
67	B1	2432	G	P-O5'-C5'	5.51	129.71	120.90
21	A2	456	U	C4'-C3'-C2'	-5.51	97.09	102.60
21	A2	960	A	O4'-C1'-N9	5.51	112.61	108.20
40	BE	68	PHE	CB-CG-CD1	5.51	124.65	120.80
67	B1	237	G	N9-C1'-C2'	-5.51	105.94	112.00
67	B1	826	C	P-O3'-C3'	-5.51	113.09	119.70
67	B1	1565	G	O5'-P-OP1	5.51	117.31	110.70
67	B1	1925	A	P-O3'-C3'	-5.51	113.09	119.70
67	B1	2131	C	C1'-O4'-C4'	-5.51	105.49	109.90
67	B1	2150	G	C3'-C2'-C1'	5.51	105.91	101.50
67	B1	2847	G	C1'-O4'-C4'	5.51	114.31	109.90
21	A2	16	G	O4'-C1'-N9	5.50	112.60	108.20
21	A2	1151	A	O4'-C1'-N9	-5.50	103.80	108.20
67	B1	214	C	P-O3'-C3'	5.50	126.31	119.70

*Continued on next page...*

*Continued from previous page...*

Mol	Chain	Res	Type	Atoms	Z	Observed(°)	Ideal(°)
11	A1	68	C	C5'-C4'-O4'	-5.50	102.50	109.10
21	A2	451	A	C5-C6-N1	-5.50	114.95	117.70
21	A2	620	G	P-O3'-C3'	-5.50	113.10	119.70
25	AH	42	ARG	NE-CZ-NH2	-5.50	117.55	120.30
41	Ba	7	GLU	N-CA-CB	-5.50	100.69	110.60
64	Bc	83	TYR	CB-CG-CD1	5.50	124.30	121.00
67	B1	590	A	C5-C6-N6	-5.50	119.30	123.70
67	B1	1281	A	P-O3'-C3'	5.50	126.30	119.70
67	B1	2168	C	O4'-C1'-N1	5.50	112.60	108.20
67	B1	2480	G	C4'-C3'-C2'	-5.50	97.10	102.60
21	A2	642	G	C1'-O4'-C4'	-5.50	105.50	109.90
21	A2	891	A	O4'-C1'-N9	5.50	112.60	108.20
27	A0	40	C	OP2-P-O3'	5.50	117.30	105.20
43	Bk	21	SER	N-CA-CB	5.50	118.75	110.50
54	BF	108	VAL	CA-CB-CG2	5.50	119.15	110.90
67	B1	474	G	O4'-C1'-C2'	5.50	112.55	107.60
67	B1	575	G	O4'-C1'-N9	-5.50	103.80	108.20
67	B1	936	G	C4'-C3'-C2'	5.50	108.10	102.60
67	B1	1439	G	C1'-O4'-C4'	-5.50	105.50	109.90
67	B1	2333	G	C3'-C2'-C1'	5.50	105.90	101.50
67	B1	2530	G	N9-C1'-C2'	-5.50	105.95	112.00
67	B1	2743	U	C4'-C3'-C2'	-5.50	97.10	102.60
67	B1	2989	A	C1'-O4'-C4'	-5.50	105.50	109.90
10	AD	155	ALA	N-CA-CB	5.50	117.80	110.10
21	A2	1130	A	P-O5'-C5'	-5.50	112.10	120.90
23	AT	63	ILE	C-N-CA	5.50	135.45	121.70
36	Bf	34	ARG	NE-CZ-NH1	-5.50	117.55	120.30
21	A2	471	G	C4'-C3'-C2'	5.50	108.10	102.60
21	A2	623	C	O4'-C1'-N1	5.50	112.60	108.20
21	A2	726	A	O4'-C1'-C2'	5.50	112.55	107.60
21	A2	1316	U	C3'-C2'-C1'	5.50	105.90	101.50
56	BH	93	ASN	CA-CB-CG	-5.50	101.30	113.40
67	B1	9	A	C5-C6-N6	-5.50	119.30	123.70
67	B1	889	C	C1'-O4'-C4'	5.50	114.30	109.90
67	B1	1000	G	N9-C1'-C2'	5.50	121.15	114.00
67	B1	1813	A	C1'-O4'-C4'	5.50	114.30	109.90
67	B1	2141	C	N3-C4-N4	5.50	121.85	118.00
20	A3	9	PHE	N-CA-CB	5.50	120.50	110.60
21	A2	1133	C	C5'-C4'-C3'	5.50	124.80	116.00
25	AH	73	ARG	CA-CB-CG	5.50	125.49	113.40
27	A0	30	G	N9-C1'-C2'	5.50	121.15	114.00
67	B1	2856	G	C1'-O4'-C4'	-5.50	105.50	109.90

*Continued on next page...*

*Continued from previous page...*

Mol	Chain	Res	Type	Atoms	Z	Observed(°)	Ideal(°)
21	A2	507	G	N9-C1'-C2'	-5.50	105.95	112.00
21	A2	347	G	C3'-C2'-C1'	5.49	105.89	101.50
21	A2	368	C	P-O5'-C5'	5.49	129.69	120.90
21	A2	1324	U	C2'-C3'-O3'	5.49	122.49	113.70
67	B1	1476	C	O4'-C1'-C2'	-5.49	100.31	105.80
67	B1	1656	C	C3'-C2'-C1'	5.49	105.89	101.50
67	B1	2053	G	P-O3'-C3'	5.49	126.29	119.70
67	B1	2490	C	C3'-C2'-C1'	5.49	105.89	101.50
67	B1	3001	C	C3'-C2'-C1'	5.49	105.89	101.50
7	AB	100	THR	CA-CB-CG2	-5.49	104.71	112.40
11	A1	68	C	C4'-C3'-C2'	-5.49	97.11	102.60
21	A2	988	A	O4'-C1'-N9	5.49	112.59	108.20
8	AR	33	VAL	CA-CB-CG1	5.49	119.14	110.90
21	A2	426	C	C4'-C3'-C2'	-5.49	97.11	102.60
21	A2	462	A	O4'-C4'-C3'	-5.49	98.51	104.00
67	B1	1213	G	C1'-O4'-C4'	5.49	114.29	109.90
67	B1	2959	A	O4'-C1'-N9	-5.49	103.81	108.20
68	B3	115	C	C1'-O4'-C4'	-5.49	105.51	109.90
21	A2	1048	G	C4'-C3'-C2'	-5.49	97.11	102.60
21	A2	1311	C	O4'-C1'-C2'	-5.49	100.31	105.80
67	B1	1566	G	O4'-C4'-C3'	-5.49	98.51	104.00
19	AS	5	ARG	NE-CZ-NH2	-5.49	117.56	120.30
21	A2	942	A	C1'-O4'-C4'	-5.49	105.51	109.90
67	B1	928	A	C3'-C2'-C1'	5.49	105.89	101.50
67	B1	1067	G	O4'-C1'-C2'	5.49	112.54	107.60
21	A2	50	C	O4'-C1'-C2'	-5.49	100.31	105.80
21	A2	509	C	O4'-C4'-C3'	-5.49	98.51	104.00
62	BN	72	TYR	CB-CG-CD2	5.49	124.29	121.00
67	B1	438	G	OP1-P-OP2	-5.49	111.37	119.60
67	B1	1001	C	OP1-P-O3'	5.49	117.27	105.20
67	B1	1493	C	N1-C1'-C2'	5.49	121.13	114.00
67	B1	1735	G	P-O3'-C3'	5.49	126.28	119.70
67	B1	1807	G	O4'-C1'-C2'	-5.49	100.31	105.80
67	B1	2791	C	P-O5'-C5'	5.49	129.68	120.90
21	A2	20	G	C3'-C2'-C1'	-5.48	97.11	101.50
25	AH	99	LYS	CB-CA-C	5.48	121.37	110.40
68	B3	81	C	C3'-C2'-C1'	5.48	105.89	101.50
11	A1	38	G	C3'-C2'-C1'	5.48	105.89	101.50
12	AN	136	GLU	CA-CB-CG	5.48	125.46	113.40
46	BA	23	ASN	CA-C-O	5.48	131.61	120.10
54	BF	56	TYR	O-C-N	-5.48	113.93	122.70
67	B1	32	C	C4'-C3'-C2'	-5.48	97.12	102.60

*Continued on next page...*



*Continued from previous page...*

Mol	Chain	Res	Type	Atoms	Z	Observed(°)	Ideal(°)
67	B1	1587	A	C1'-O4'-C4'	-5.48	105.51	109.90
67	B1	1810	G	P-O5'-C5'	5.48	129.67	120.90
67	B1	2042	A	O3'-P-O5'	-5.48	93.58	104.00
67	B1	2494	A	O4'-C1'-C2'	-5.48	100.32	105.80
67	B1	2613	C	C3'-C2'-C1'	5.48	105.89	101.50
67	B1	3034	C	O4'-C1'-N1	5.48	112.59	108.20
21	A2	1036	G	O4'-C1'-C2'	5.48	112.53	107.60
67	B1	535	G	C1'-O4'-C4'	5.48	114.28	109.90
67	B1	867	C	C1'-O4'-C4'	5.48	114.28	109.90
67	B1	2404	G	C3'-C2'-C1'	-5.48	97.12	101.50
21	A2	392	G	O4'-C1'-C2'	5.48	112.53	107.60
21	A2	845	G	C1'-O4'-C4'	-5.48	105.52	109.90
38	Bb	128	PRO	C-N-CA	5.48	135.40	121.70
67	B1	26	G	C3'-C2'-C1'	5.48	105.88	101.50
21	A2	26	A	N9-C1'-C2'	5.48	121.12	114.00
21	A2	701	G	P-O3'-C3'	-5.48	113.13	119.70
21	A2	871	A	C4'-C3'-C2'	5.48	108.08	102.60
21	A2	1085	C	N3-C4-C5	-5.48	119.71	121.90
21	A2	1152	C	C4'-C3'-C2'	-5.48	97.12	102.60
21	A2	1454	A	O4'-C1'-N9	5.48	112.58	108.20
21	A2	1465	C	N1-C1'-C2'	5.48	121.12	114.00
67	B1	445	G	P-O3'-C3'	-5.48	113.13	119.70
67	B1	1093	G	P-O5'-C5'	-5.48	112.14	120.90
67	B1	1341	U	OP1-P-OP2	-5.48	111.38	119.60
67	B1	1761	C	N1-C1'-C2'	5.48	121.12	114.00
7	AB	162	LYS	CA-CB-CG	5.48	125.45	113.40
21	A2	147	A	C1'-O4'-C4'	5.48	114.28	109.90
45	Bi	24	ARG	NE-CZ-NH2	-5.48	117.56	120.30
67	B1	422	G	O4'-C1'-C2'	-5.48	100.32	105.80
67	B1	1153	U	C2'-C3'-O3'	5.48	122.46	113.70
67	B1	1956	G	N9-C1'-C2'	-5.48	105.98	112.00
6	AC	73	PHE	CB-CG-CD1	-5.47	116.97	120.80
21	A2	274	G	C3'-C2'-C1'	5.47	105.88	101.50
21	A2	659	U	P-O3'-C3'	-5.47	113.13	119.70
21	A2	1394	G	O4'-C4'-C3'	-5.47	98.53	104.00
48	BR	10	ARG	CA-C-O	5.47	131.59	120.10
50	BV	45	ARG	NE-CZ-NH1	-5.47	117.56	120.30
20	BG	106	LYS	N-CA-CB	5.47	120.45	110.60
62	BN	95	ARG	NE-CZ-NH2	5.47	123.04	120.30
62	BN	153	ALA	CB-CA-C	-5.47	101.89	110.10
67	B1	861	G	P-O5'-C5'	-5.47	112.14	120.90
67	B1	1093	G	C5'-C4'-O4'	5.47	115.67	109.10

*Continued on next page...*

*Continued from previous page...*

Mol	Chain	Res	Type	Atoms	Z	Observed(°)	Ideal(°)
67	B1	1177	C	O4'-C1'-N1	5.47	112.58	108.20
67	B1	1317	G	C5'-C4'-C3'	5.47	124.76	116.00
67	B1	1785	G	C1'-O4'-C4'	-5.47	105.52	109.90
67	B1	1831	C	O4'-C1'-N1	5.47	112.58	108.20
67	B1	2034	G	C1'-O4'-C4'	-5.47	105.52	109.90
11	A1	24	A	P-O5'-C5'	5.47	129.66	120.90
21	A2	563	U	C3'-C2'-C1'	5.47	105.88	101.50
46	BA	97	ALA	N-CA-CB	5.47	117.76	110.10
51	Bj	54	LYS	CG-CD-CE	5.47	128.32	111.90
67	B1	258	C	C3'-C2'-C1'	5.47	105.88	101.50
67	B1	259	A	C3'-C2'-C1'	5.47	105.88	101.50
67	B1	653	U	OP1-P-OP2	-5.47	111.39	119.60
67	B1	1207	G	C1'-O4'-C4'	5.47	114.28	109.90
67	B1	1365	G	O4'-C1'-N9	5.47	112.58	108.20
67	B1	1380	G	C1'-O4'-C4'	5.47	114.28	109.90
67	B1	1514	C	N1-C1'-C2'	5.47	121.11	114.00
68	B3	17	G	C4'-C3'-C2'	-5.47	97.13	102.60
21	A2	337	C	N1-C1'-C2'	5.47	121.11	114.00
25	AH	176	ASN	N-CA-CB	5.47	120.45	110.60
68	B3	43	C	C4'-C3'-C2'	-5.47	97.13	102.60
2	AK	17	ALA	N-CA-CB	-5.47	102.44	110.10
3	AI	44	TYR	CB-CG-CD1	-5.47	117.72	121.00
14	AM	13	LYS	N-CA-CB	5.47	120.45	110.60
15	AE	81	TYR	CB-CG-CD2	5.47	124.28	121.00
21	A2	194	C	C3'-C2'-C1'	5.47	105.88	101.50
40	BE	71	ARG	NE-CZ-NH2	-5.47	117.57	120.30
67	B1	710	G	P-O3'-C3'	-5.47	113.14	119.70
67	B1	812	C	P-O3'-C3'	-5.47	113.14	119.70
67	B1	1082	A	P-O5'-C5'	-5.47	112.15	120.90
67	B1	2322	A	O4'-C1'-C2'	-5.47	100.33	105.80
48	BR	6	HIS	N-CA-CB	5.47	120.44	110.60
21	A2	294	A	C3'-C2'-C1'	-5.47	97.13	101.50
21	A2	1175	C	C4'-C3'-C2'	-5.47	97.13	102.60
46	BA	30	VAL	CA-CB-CG2	-5.47	102.70	110.90
28	B6	40	LEU	O-C-N	-5.47	113.95	122.70
67	B1	47	C	N3-C4-C5	-5.47	119.71	121.90
67	B1	61	G	P-O5'-C5'	-5.47	112.15	120.90
67	B1	634	G	C1'-O4'-C4'	5.47	114.27	109.90
67	B1	995	G	O4'-C1'-C2'	-5.47	100.33	105.80
67	B1	1681	G	C2'-C3'-O3'	5.47	122.44	113.70
67	B1	2111	C	C1'-O4'-C4'	-5.47	105.53	109.90
67	B1	2160	C	O4'-C4'-C3'	-5.47	98.53	104.00

*Continued on next page...*

*Continued from previous page...*

Mol	Chain	Res	Type	Atoms	Z	Observed(°)	Ideal(°)
67	B1	2486	A	C3'-C2'-C1'	5.47	105.87	101.50
67	B1	2577	U	C3'-C2'-C1'	5.47	105.87	101.50
21	A2	164	A	OP1-P-OP2	-5.46	111.40	119.60
21	A2	1164	A	N9-C1'-C2'	5.46	121.10	114.00
32	BO	46	ALA	N-CA-CB	5.46	117.75	110.10
53	BD	234	THR	N-CA-CB	5.46	120.68	110.30
67	B1	1061	G	C4'-C3'-C2'	-5.46	97.14	102.60
67	B1	1418	A	O4'-C1'-C2'	-5.46	100.34	105.80
67	B1	1685	C	N1-C1'-C2'	5.46	121.10	114.00
21	A2	1245	C	N3-C4-C5	-5.46	119.72	121.90
52	BB	182	TYR	CG-CD2-CE2	5.46	125.67	121.30
67	B1	725	G	C1'-O4'-C4'	-5.46	105.53	109.90
67	B1	2000	G	O4'-C1'-N9	5.46	112.57	108.20
21	A2	1121	C	N1-C1'-C2'	5.46	121.10	114.00
67	B1	616	C	O4'-C4'-C3'	-5.46	98.54	104.00
67	B1	917	A	N9-C1'-C2'	-5.46	105.99	112.00
67	B1	1613	A	C3'-C2'-C1'	-5.46	97.13	101.50
67	B1	2892	A	P-O5'-C5'	5.46	129.64	120.90
67	B1	3008	C	C5'-C4'-O4'	5.46	115.65	109.10
68	B3	16	G	C4'-C3'-C2'	-5.46	97.14	102.60
11	A1	35	G	C1'-O4'-C4'	-5.46	105.53	109.90
20	B4	23	VAL	CB-CA-C	5.46	121.77	111.40
67	B1	1821	C	C1'-O4'-C4'	-5.46	105.53	109.90
67	B1	1978	A	P-O5'-C5'	-5.46	112.16	120.90
21	A2	401	U	P-O5'-C5'	5.46	129.63	120.90
21	A2	1297	G	O4'-C1'-C2'	-5.46	100.34	105.80
40	BE	104	ALA	N-CA-CB	5.46	117.74	110.10
67	B1	156	A	P-O3'-C3'	-5.46	113.15	119.70
67	B1	462	A	OP2-P-O3'	5.46	117.21	105.20
67	B1	505	A	C3'-C2'-C1'	5.46	105.87	101.50
67	B1	1878	G	O4'-C1'-N9	5.46	112.57	108.20
67	B1	1926	A	OP1-P-OP2	-5.46	111.41	119.60
67	B1	2120	C	O4'-C1'-C2'	-5.46	100.34	105.80
67	B1	2623	G	P-O5'-C5'	-5.46	112.17	120.90
67	B1	2633	A	O4'-C1'-C2'	5.46	112.51	107.60
11	A1	9	A	P-O5'-C5'	-5.46	112.17	120.90
21	A2	237	C	C1'-O4'-C4'	5.46	114.26	109.90
21	A2	859	A	P-O3'-C3'	5.46	126.25	119.70
21	A2	1039	C	C5'-C4'-O4'	5.46	115.65	109.10
31	BY	73	ARG	N-CA-CB	5.46	120.42	110.60
20	BG	113	GLU	N-CA-CB	5.46	120.42	110.60
53	BD	133	ILE	N-CA-C	-5.46	96.27	111.00

*Continued on next page...*

*Continued from previous page...*

Mol	Chain	Res	Type	Atoms	Z	Observed(°)	Ideal(°)
67	B1	243	G	OP1-P-OP2	-5.46	111.42	119.60
67	B1	743	A	N9-C1'-C2'	5.46	121.09	114.00
67	B1	1364	C	N1-C1'-C2'	5.46	121.09	114.00
68	B3	87	G	N9-C1'-C2'	-5.46	106.00	112.00
19	AS	8	PHE	CB-CG-CD2	-5.46	116.98	120.80
68	B3	86	C	OP1-P-OP2	-5.46	111.42	119.60
8	AR	66	ARG	NE-CZ-NH1	-5.45	117.57	120.30
21	A2	167	G	O4'-C1'-C2'	-5.45	100.35	105.80
21	A2	671	C	C1'-O4'-C4'	5.45	114.26	109.90
24	AA	59	PHE	CB-CG-CD1	5.45	124.62	120.80
27	A0	57	G	O4'-C1'-C2'	5.45	112.51	107.60
47	BI	80	ARG	CG-CD-NE	-5.45	100.35	111.80
65	BJ	56	ALA	N-CA-CB	5.45	117.73	110.10
67	B1	58	G	O4'-C1'-N9	5.45	112.56	108.20
67	B1	372	A	C4'-C3'-C2'	-5.45	97.15	102.60
67	B1	639	C	N3-C4-N4	5.45	121.82	118.00
67	B1	890	G	P-O3'-C3'	-5.45	113.16	119.70
67	B1	1503	C	P-O3'-C3'	5.45	126.24	119.70
67	B1	1603	G	C4'-C3'-C2'	-5.45	97.15	102.60
67	B1	2641	C	N1-C1'-C2'	5.45	121.09	114.00
67	B1	2965	C	O4'-C1'-C2'	-5.45	100.35	105.80
21	A2	355	C	O4'-C1'-N1	5.45	112.56	108.20
21	A2	405	G	O4'-C1'-N9	5.45	112.56	108.20
67	B1	1309	G	N9-C1'-C2'	5.45	121.09	114.00
67	B1	3020	G	N9-C1'-C2'	5.45	121.09	114.00
8	AR	34	PHE	CG-CD2-CE2	-5.45	114.80	120.80
43	Bk	56	ARG	CA-CB-CG	5.45	125.39	113.40
64	Bc	15	GLU	CB-CG-CD	-5.45	99.48	114.20
67	B1	1019	G	O4'-C1'-N9	5.45	112.56	108.20
67	B1	1055	C	C3'-C2'-C1'	5.45	105.86	101.50
67	B1	2120	C	P-O3'-C3'	-5.45	113.16	119.70
67	B1	2913	C	C3'-C2'-C1'	5.45	105.86	101.50
67	B1	2943	G	O3'-P-O5'	5.45	114.36	104.00
7	AB	109	PHE	CB-CG-CD1	5.45	124.61	120.80
21	A2	450	A	O4'-C1'-N9	5.45	112.56	108.20
56	BH	91	LYS	N-CA-CB	5.45	120.41	110.60
20	B4	97	ALA	N-CA-CB	5.45	117.73	110.10
67	B1	2448	A	N9-C1'-C2'	-5.45	106.01	112.00
21	A2	971	G	C1'-O4'-C4'	-5.45	105.54	109.90
67	B1	314	A	N9-C1'-C2'	-5.45	106.01	112.00
67	B1	2324	C	N3-C4-C5	-5.45	119.72	121.90
16	AJ	12	PRO	N-CA-CB	-5.45	96.61	102.60

*Continued on next page...*

*Continued from previous page...*

Mol	Chain	Res	Type	Atoms	Z	Observed(°)	Ideal(°)
24	AA	12	LYS	C-N-CA	5.45	135.31	121.70
53	BD	223	ASP	CB-CG-OD1	5.45	123.20	118.30
54	BF	62	ARG	NE-CZ-NH1	-5.45	117.58	120.30
57	BZ	51	TYR	CB-CA-C	5.45	121.29	110.40
59	BM	6	TYR	CZ-CE2-CD2	-5.45	114.90	119.80
67	B1	683	C	O4'-C1'-C2'	-5.45	100.36	105.80
67	B1	870	G	P-O3'-C3'	-5.45	113.17	119.70
67	B1	1046	A	O4'-C1'-N9	5.45	112.56	108.20
67	B1	2333	G	N9-C1'-C2'	5.45	121.08	114.00
51	Bj	80	ARG	NE-CZ-NH2	-5.44	117.58	120.30
53	BD	37	ALA	N-CA-CB	5.44	117.72	110.10
62	BN	66	ARG	NE-CZ-NH2	-5.44	117.58	120.30
64	Bc	64	LYS	CB-CA-C	-5.44	99.51	110.40
67	B1	510	A	O4'-C1'-N9	5.44	112.56	108.20
67	B1	1388	U	O4'-C1'-N1	5.44	112.56	108.20
67	B1	1404	G	O4'-C1'-N9	5.44	112.56	108.20
67	B1	1729	C	C3'-C2'-C1'	5.44	105.86	101.50
67	B1	2900	C	O4'-C1'-C2'	-5.44	100.36	105.80
21	A2	929	C	C3'-C2'-C1'	5.44	105.85	101.50
67	B1	62	C	O4'-C1'-C2'	-5.44	100.36	105.80
67	B1	101	G	O4'-C1'-C2'	-5.44	100.36	105.80
67	B1	1909	C	N1-C1'-C2'	5.44	121.08	114.00
67	B1	2048	C	C4'-C3'-C2'	5.44	108.04	102.60
67	B1	2447	A	O4'-C4'-C3'	5.44	110.45	106.10
67	B1	2871	A	N9-C1'-C2'	-5.44	106.01	112.00
3	AI	62	ARG	N-CA-C	-5.44	96.31	111.00
21	A2	419	G	C3'-C2'-C1'	-5.44	97.15	101.50
21	A2	971	G	N9-C1'-C2'	5.44	121.07	114.00
67	B1	142	G	P-O5'-C5'	-5.44	112.19	120.90
67	B1	318	G	C3'-C2'-C1'	-5.44	97.15	101.50
67	B1	541	A	P-O3'-C3'	5.44	126.23	119.70
67	B1	590	A	C5-C6-N1	-5.44	114.98	117.70
67	B1	904	G	OP1-P-OP2	-5.44	111.44	119.60
67	B1	1971	C	OP1-P-OP2	-5.44	111.44	119.60
68	B3	13	C	C3'-C2'-C1'	5.44	105.85	101.50
68	B3	73	U	O4'-C1'-N1	-5.44	103.85	108.20
21	A2	199	A	C2'-C3'-O3'	5.44	122.40	113.70
67	B1	145	C	P-O3'-C3'	5.44	126.23	119.70
67	B1	155	U	N1-C1'-C2'	-5.44	106.02	112.00
67	B1	210	A	C4'-C3'-C2'	5.44	108.04	102.60
67	B1	786	G	C3'-C2'-C1'	5.44	105.85	101.50
67	B1	2786	G	C1'-O4'-C4'	5.44	114.25	109.90

*Continued on next page...*

*Continued from previous page...*

Mol	Chain	Res	Type	Atoms	Z	Observed(°)	Ideal(°)
67	B1	3002	A	O4'-C1'-N9	5.44	112.55	108.20
68	B3	49	A	O4'-C4'-C3'	-5.44	98.56	104.00
21	A2	319	U	O4'-C1'-N1	5.44	112.55	108.20
21	A2	340	A	C1'-O4'-C4'	5.44	114.25	109.90
32	BO	156	LEU	CB-CG-CD2	5.44	120.24	111.00
41	Ba	25	TRP	CB-CG-CD1	5.44	134.07	127.00
53	BD	124	TYR	CG-CD2-CE2	-5.44	116.95	121.30
59	BM	62	VAL	CG1-CB-CG2	-5.44	102.20	110.90
61	Bd	71	LEU	CB-CG-CD2	5.44	120.24	111.00
67	B1	75	G	O4'-C1'-C2'	5.44	112.49	107.60
67	B1	679	U	N1-C1'-C2'	-5.44	106.02	112.00
67	B1	2284	C	O4'-C1'-C2'	-5.44	100.36	105.80
67	B1	2564	U	OP1-P-OP2	-5.44	111.44	119.60
67	B1	2574	G	C5'-C4'-O4'	5.44	115.63	109.10
67	B1	2728	U	O4'-C1'-N1	5.44	112.55	108.20
21	A2	622	C	N1-C1'-C2'	5.44	121.07	114.00
21	A2	1361	G	C4'-C3'-C2'	-5.44	97.16	102.60
67	B1	160	C	OP1-P-OP2	-5.44	111.45	119.60
67	B1	219	G	C5'-C4'-O4'	-5.44	102.58	109.10
67	B1	1442	G	O4'-C1'-N9	5.44	112.55	108.20
67	B1	2600	C	C3'-C2'-C1'	5.44	105.85	101.50
68	B3	61	C	O4'-C1'-N1	5.44	112.55	108.20
21	A2	195	C	O4'-C1'-N1	5.43	112.55	108.20
21	A2	518	U	C5'-C4'-O4'	5.43	115.62	109.10
21	A2	1476	C	C3'-C2'-C1'	5.43	105.85	101.50
25	AH	14	GLU	O-C-N	-5.43	114.00	122.70
62	BN	82	TYR	CG-CD1-CE1	-5.43	116.95	121.30
67	B1	455	G	C3'-C2'-C1'	5.43	105.85	101.50
67	B1	582	A	C5'-C4'-C3'	5.43	124.70	116.00
67	B1	1234	A	O5'-P-OP2	-5.43	100.81	105.70
67	B1	1371	U	C1'-O4'-C4'	-5.43	105.55	109.90
67	B1	1477	C	O4'-C1'-N1	5.43	112.55	108.20
67	B1	2195	G	C3'-C2'-C1'	-5.43	97.15	101.50
67	B1	2870	A	O4'-C1'-N9	5.43	112.55	108.20
11	A1	63	C	C1'-O4'-C4'	5.43	114.25	109.90
21	A2	272	C	C1'-O4'-C4'	-5.43	105.55	109.90
21	A2	1296	U	P-O3'-C3'	5.43	126.22	119.70
33	BC	267	THR	CA-CB-CG2	-5.43	104.79	112.40
67	B1	913	G	O4'-C1'-N9	5.43	112.55	108.20
67	B1	1220	U	P-O3'-C3'	-5.43	113.18	119.70
67	B1	2130	C	P-O3'-C3'	-5.43	113.18	119.70
67	B1	2317	G	C1'-O4'-C4'	-5.43	105.55	109.90

*Continued on next page...*

*Continued from previous page...*

Mol	Chain	Res	Type	Atoms	Z	Observed(°)	Ideal(°)
67	B1	2518	G	C3'-C2'-C1'	-5.43	97.15	101.50
67	B1	2533	G	O4'-C1'-N9	5.43	112.55	108.20
67	B1	2910	G	C1'-O4'-C4'	5.43	114.25	109.90
67	B1	323	U	C1'-O4'-C4'	5.43	114.24	109.90
67	B1	371	U	C1'-O4'-C4'	-5.43	105.56	109.90
16	AJ	49	TYR	CB-CG-CD2	5.43	124.26	121.00
17	AO	119	ARG	NE-CZ-NH1	5.43	123.02	120.30
21	A2	87	C	C4'-C3'-C2'	-5.43	97.17	102.60
21	A2	402	G	O4'-C1'-C2'	5.43	112.49	107.60
21	A2	827	G	O4'-C1'-N9	5.43	112.54	108.20
21	A2	953	C	N1-C1'-C2'	5.43	121.06	114.00
33	BC	164	ARG	NE-CZ-NH1	5.43	123.02	120.30
48	BR	30	ARG	NE-CZ-NH1	5.43	123.02	120.30
49	BQ	6	MET	N-CA-CB	5.43	120.37	110.60
67	B1	873	G	C5'-C4'-C3'	-5.43	107.31	116.00
67	B1	1235	A	O3'-P-O5'	5.43	114.31	104.00
67	B1	1804	G	C4'-C3'-C2'	5.43	108.03	102.60
67	B1	1956	G	C5'-C4'-O4'	5.43	115.61	109.10
67	B1	2043	A	C3'-C2'-C1'	5.43	105.84	101.50
67	B1	2964	A	O4'-C1'-N9	5.43	112.54	108.20
67	B1	624	U	OP1-P-OP2	-5.43	111.46	119.60
67	B1	1596	G	P-O3'-C3'	-5.43	113.19	119.70
67	B1	1943	C	C3'-C2'-C1'	5.43	105.84	101.50
21	A2	85	A	C4'-C3'-C2'	-5.43	97.17	102.60
23	AT	40	LEU	C-N-CA	5.43	135.27	121.70
27	A0	71	G	O4'-C1'-C2'	-5.43	100.37	105.80
67	B1	1088	G	C3'-C2'-C1'	5.43	105.84	101.50
67	B1	1093	G	C3'-C2'-C1'	-5.43	97.16	101.50
67	B1	1638	C	O4'-C1'-C2'	-5.43	100.37	105.80
67	B1	2377	C	N1-C1'-C2'	5.43	121.06	114.00
67	B1	2866	A	O4'-C1'-C2'	5.43	112.48	107.60
68	B3	124	A	O4'-C1'-N9	5.43	112.54	108.20
21	A2	107	C	N1-C1'-C2'	5.42	121.05	114.00
21	A2	368	C	C1'-O4'-C4'	5.42	114.24	109.90
21	A2	380	C	P-O3'-C3'	5.42	126.21	119.70
21	A2	453	G	C4'-C3'-C2'	-5.42	97.18	102.60
21	A2	825	C	O4'-C1'-N1	5.42	112.54	108.20
21	A2	902	U	N1-C1'-C2'	5.42	121.05	114.00
21	A2	1134	G	O4'-C1'-C2'	5.42	112.48	107.60
21	A2	1381	G	P-O3'-C3'	5.42	126.21	119.70
25	AH	42	ARG	N-CA-C	5.42	125.64	111.00
65	BJ	132	ARG	NE-CZ-NH1	5.42	123.01	120.30

*Continued on next page...*

*Continued from previous page...*

Mol	Chain	Res	Type	Atoms	Z	Observed(°)	Ideal(°)
67	B1	8	G	O4'-C1'-N9	5.42	112.54	108.20
67	B1	10	C	O4'-C1'-C2'	-5.42	100.38	105.80
67	B1	73	A	C5'-C4'-C3'	-5.42	107.32	116.00
67	B1	317	A	C5-C6-N6	-5.42	119.36	123.70
67	B1	810	A	C4'-C3'-C2'	-5.42	97.17	102.60
67	B1	845	U	P-O5'-C5'	5.42	129.58	120.90
67	B1	1445	G	N9-C1'-C2'	5.42	121.05	114.00
67	B1	1855	G	C4'-C3'-C2'	-5.42	97.18	102.60
67	B1	1962	G	P-O3'-C3'	-5.42	113.19	119.70
67	B1	2311	C	N1-C1'-C2'	5.42	121.05	114.00
67	B1	2566	A	P-O5'-C5'	5.42	129.58	120.90
67	B1	2612	A	C1'-O4'-C4'	5.42	114.24	109.90
4	AG	55	PHE	O-C-N	-5.42	110.80	121.10
21	A2	1306	A	C4-C5-C6	5.42	119.71	117.00
67	B1	2690	U	N1-C1'-C2'	5.42	121.05	114.00
68	B3	1	C	C1'-O4'-C4'	-5.42	105.56	109.90
21	A2	447	A	C4-C5-C6	5.42	119.71	117.00
41	Ba	81	ARG	CA-CB-CG	5.42	125.33	113.40
43	Bk	110	ALA	N-CA-CB	5.42	117.69	110.10
67	B1	640	C	P-O3'-C3'	5.42	126.21	119.70
67	B1	1308	G	N9-C1'-C2'	5.42	121.05	114.00
67	B1	1332	A	N9-C1'-C2'	5.42	121.05	114.00
67	B1	1924	A	O5'-C5'-C4'	-5.42	101.40	111.70
67	B1	2035	U	O4'-C1'-C2'	5.42	112.48	107.60
67	B1	2181	G	N9-C1'-C2'	5.42	121.05	114.00
67	B1	2230	G	O5'-C5'-C4'	-5.42	101.40	111.70
67	B1	2447	A	O4'-C1'-C2'	-5.42	100.38	105.80
21	A2	1165	U	P-O3'-C3'	-5.42	113.20	119.70
21	A2	1306	A	C5-C6-N6	-5.42	119.36	123.70
38	Bb	87	VAL	CA-CB-CG1	5.42	119.03	110.90
67	B1	1370	G	N9-C1'-C2'	5.42	121.05	114.00
67	B1	2304	C	O4'-C1'-N1	-5.42	103.86	108.20
21	A2	152	G	C4'-C3'-C2'	-5.42	97.18	102.60
21	A2	188	C	N1-C1'-C2'	5.42	121.04	114.00
35	BL	110	ASP	CB-CA-C	-5.42	99.56	110.40
38	Bb	31	TYR	CB-CG-CD2	-5.42	117.75	121.00
67	B1	1149	C	C3'-C2'-C1'	5.42	105.83	101.50
67	B1	1995	C	C1'-O4'-C4'	-5.42	105.57	109.90
67	B1	2522	C	O4'-C1'-N1	5.42	112.53	108.20
67	B1	2930	G	P-O3'-C3'	-5.42	113.20	119.70
11	A1	42	C	O4'-C1'-N1	5.42	112.53	108.20
21	A2	969	A	C4'-C3'-C2'	-5.42	97.18	102.60

*Continued on next page...*



*Continued from previous page...*

Mol	Chain	Res	Type	Atoms	Z	Observed(°)	Ideal(°)
21	A2	1037	U	OP1-P-OP2	-5.42	111.47	119.60
21	A2	1387	C	O4'-C1'-N1	5.42	112.53	108.20
67	B1	324	C	O4'-C1'-N1	5.42	112.53	108.20
67	B1	1820	C	O4'-C4'-C3'	-5.42	98.58	104.00
67	B1	2566	A	C3'-C2'-C1'	5.42	105.83	101.50
67	B1	2643	U	P-O3'-C3'	-5.42	113.20	119.70
21	A2	946	G	C1'-O4'-C4'	-5.42	105.57	109.90
21	A2	1120	G	C4'-C3'-C2'	-5.42	97.19	102.60
67	B1	1565	G	C5'-C4'-O4'	5.42	115.60	109.10
8	AR	51	ARG	NH1-CZ-NH2	-5.41	113.44	119.40
14	AM	132	ARG	NE-CZ-NH2	5.41	123.01	120.30
17	AO	71	ALA	CB-CA-C	-5.41	101.98	110.10
21	A2	68	G	O4'-C1'-C2'	5.41	112.47	107.60
21	A2	1386	C	C3'-C2'-C1'	5.41	105.83	101.50
26	AP	28	GLY	CA-C-O	-5.41	110.86	120.60
26	AP	40	ARG	NE-CZ-NH2	5.41	123.01	120.30
67	B1	317	A	C5-C6-N1	-5.41	114.99	117.70
67	B1	458	U	P-O3'-C3'	-5.41	113.20	119.70
67	B1	686	C	O4'-C1'-C2'	-5.41	100.39	105.80
67	B1	1062	C	O4'-C1'-N1	5.41	112.53	108.20
67	B1	1697	G	O5'-P-OP1	5.41	117.20	110.70
67	B1	1834	C	N1-C1'-C2'	5.41	121.04	114.00
67	B1	2965	C	O4'-C1'-N1	5.41	112.53	108.20
68	B3	25	A	C1'-O4'-C4'	-5.41	105.57	109.90
21	A2	386	C	C3'-C2'-C1'	5.41	105.83	101.50
50	BV	55	ALA	CB-CA-C	-5.41	101.98	110.10
65	BJ	16	ARG	NE-CZ-NH1	-5.41	117.59	120.30
67	B1	521	C	P-O3'-C3'	5.41	126.19	119.70
67	B1	822	A	C5'-C4'-O4'	-5.41	102.61	109.10
67	B1	1140	C	C3'-C2'-C1'	5.41	105.83	101.50
67	B1	1141	C	C4'-C3'-C2'	-5.41	97.19	102.60
67	B1	1881	A	C5-C6-N6	-5.41	119.37	123.70
67	B1	2050	U	C3'-C2'-C1'	5.41	105.83	101.50
67	B1	2453	C	P-O3'-C3'	-5.41	113.21	119.70
21	A2	565	C	N1-C1'-C2'	5.41	121.03	114.00
21	A2	750	C	OP2-P-O3'	5.41	117.10	105.20
21	A2	986	G	O4'-C1'-N9	5.41	112.53	108.20
43	Bk	97	PHE	CB-CG-CD1	-5.41	117.01	120.80
67	B1	262	C	O4'-C1'-N1	5.41	112.53	108.20
67	B1	358	C	OP1-P-OP2	-5.41	111.49	119.60
67	B1	949	C	C3'-C2'-C1'	5.41	105.83	101.50
67	B1	1554	G	C5'-C4'-C3'	-5.41	107.34	116.00

*Continued on next page...*

*Continued from previous page...*

Mol	Chain	Res	Type	Atoms	Z	Observed(°)	Ideal(°)
67	B1	2238	G	O4'-C4'-C3'	-5.41	98.59	104.00
67	B1	2493	A	C4'-C3'-C2'	-5.41	97.19	102.60
67	B1	2660	G	O4'-C1'-C2'	5.41	112.47	107.60
68	B3	3	G	O4'-C4'-C3'	-5.41	98.59	104.00
67	B1	601	A	N9-C1'-C2'	-5.41	106.05	112.00
68	B3	40	G	C4'-C3'-C2'	5.41	108.01	102.60
21	A2	209	A	OP1-P-OP2	-5.41	111.49	119.60
21	A2	303	G	OP1-P-OP2	-5.41	111.49	119.60
21	A2	1044	A	C3'-C2'-C1'	5.41	105.83	101.50
21	A2	1278	A	C4'-C3'-C2'	5.41	108.01	102.60
67	B1	1591	C	O4'-C1'-N1	5.41	112.53	108.20
67	B1	1661	A	C5-C6-N6	-5.41	119.38	123.70
67	B1	2128	G	P-O5'-C5'	-5.41	112.25	120.90
68	B3	124	A	C5'-C4'-O4'	5.41	115.59	109.10
12	AN	36	ARG	NE-CZ-NH1	5.40	123.00	120.30
21	A2	448	A	C5-C6-N6	-5.40	119.38	123.70
29	AL	64	TRP	CG-CD2-CE3	-5.40	129.04	133.90
32	BO	15	ARG	N-CA-CB	5.40	120.33	110.60
67	B1	592	C	O4'-C1'-C2'	-5.40	100.40	105.80
67	B1	599	G	P-O3'-C3'	5.40	126.18	119.70
67	B1	660	U	O4'-C1'-C2'	5.40	112.46	107.60
67	B1	1416	G	O5'-C5'-C4'	-5.40	101.43	111.70
67	B1	2366	G	O4'-C4'-C3'	-5.40	98.60	104.00
67	B1	3037	G	C5'-C4'-C3'	-5.40	107.35	116.00
21	A2	248	U	P-O3'-C3'	5.40	126.18	119.70
21	A2	324	C	C3'-C2'-C1'	-5.40	97.18	101.50
21	A2	586	C	N3-C4-C5	-5.40	119.74	121.90
21	A2	1107	C	C3'-C2'-C1'	5.40	105.82	101.50
21	A2	1240	A	C3'-C2'-C1'	5.40	105.82	101.50
27	A0	33	U	P-O3'-C3'	-5.40	113.22	119.70
27	A0	46	G	O4'-C1'-C2'	-5.40	100.40	105.80
40	BE	67	ASP	CB-CG-OD1	-5.40	113.44	118.30
61	Bd	58	PRO	C-N-CA	5.40	135.21	121.70
67	B1	389	C	O4'-C1'-C2'	-5.40	100.40	105.80
67	B1	551	A	P-O3'-C3'	-5.40	113.22	119.70
67	B1	979	G	O4'-C1'-N9	-5.40	103.88	108.20
67	B1	1436	A	O4'-C1'-N9	5.40	112.52	108.20
67	B1	1468	G	P-O3'-C3'	-5.40	113.22	119.70
67	B1	1511	C	C1'-O4'-C4'	-5.40	105.58	109.90
67	B1	1774	A	C5'-C4'-C3'	-5.40	107.36	116.00
67	B1	2003	C	O4'-C1'-C2'	-5.40	100.40	105.80
67	B1	2059	G	O4'-C1'-N9	5.40	112.52	108.20

*Continued on next page...*

*Continued from previous page...*

Mol	Chain	Res	Type	Atoms	Z	Observed(°)	Ideal(°)
21	A2	297	G	N9-C1'-C2'	-5.40	106.06	112.00
21	A2	625	G	N9-C1'-C2'	5.40	121.02	114.00
21	A2	754	G	C1'-O4'-C4'	-5.40	105.58	109.90
21	A2	1265	G	O4'-C1'-C2'	5.40	112.46	107.60
67	B1	794	G	P-O3'-C3'	-5.40	113.22	119.70
67	B1	2598	C	C1'-O4'-C4'	-5.40	105.58	109.90
67	B1	2902	G	O4'-C1'-C2'	5.40	112.46	107.60
67	B1	2973	A	C1'-O4'-C4'	-5.40	105.58	109.90
67	B1	1430	A	O4'-C1'-C2'	-5.40	100.40	105.80
67	B1	1996	C	O4'-C4'-C3'	-5.40	98.60	104.00
67	B1	2045	C	P-O3'-C3'	-5.40	113.22	119.70
68	B3	50	G	C1'-O4'-C4'	5.40	114.22	109.90
14	AM	53	ASP	CB-CG-OD2	-5.40	113.44	118.30
15	AE	33	ARG	NE-CZ-NH1	5.40	123.00	120.30
21	A2	432	G	P-O3'-C3'	5.40	126.18	119.70
21	A2	434	A	C5'-C4'-O4'	5.40	115.58	109.10
21	A2	835	C	C1'-O4'-C4'	-5.40	105.58	109.90
21	A2	902	U	O4'-C1'-N1	5.40	112.52	108.20
21	A2	1288	C	C4'-C3'-C2'	-5.40	97.20	102.60
33	BC	109	TYR	CG-CD2-CE2	5.40	125.62	121.30
67	B1	383	C	N3-C4-N4	5.40	121.78	118.00
67	B1	2726	G	O4'-C1'-N9	5.40	112.52	108.20
67	B1	2854	A	C1'-O4'-C4'	-5.40	105.58	109.90
67	B1	3009	C	C1'-O4'-C4'	-5.40	105.58	109.90
21	A2	412	U	O4'-C1'-C2'	-5.40	100.40	105.80
21	A2	891	A	C5-C6-N6	-5.40	119.38	123.70
31	BY	27	ARG	CD-NE-CZ	5.40	131.15	123.60
67	B1	325	G	C1'-O4'-C4'	-5.40	105.58	109.90
67	B1	602	G	C3'-C2'-C1'	-5.40	97.18	101.50
67	B1	1970	G	O4'-C1'-N9	5.40	112.52	108.20
21	A2	1395	G	OP1-P-O3'	5.39	117.07	105.20
27	A0	64	G	N9-C1'-C2'	-5.39	106.06	112.00
48	BR	31	PHE	CB-CA-C	-5.39	99.61	110.40
56	BH	64	PHE	CB-CG-CD2	-5.39	117.02	120.80
62	BN	91	PHE	CB-CG-CD1	5.39	124.58	120.80
67	B1	74	A	O4'-C1'-C2'	-5.39	100.41	105.80
67	B1	1832	G	N9-C1'-C2'	5.39	121.01	114.00
67	B1	2654	C	O4'-C1'-N1	5.39	112.52	108.20
67	B1	2757	G	P-O3'-C3'	5.39	126.17	119.70
67	B1	2852	U	C4'-C3'-C2'	-5.39	97.20	102.60
68	B3	3	G	O4'-C1'-N9	5.39	112.52	108.20
21	A2	447	A	O4'-C1'-N9	5.39	112.51	108.20

*Continued on next page...*

*Continued from previous page...*

Mol	Chain	Res	Type	Atoms	Z	Observed(°)	Ideal(°)
21	A2	955	G	O4'-C1'-C2'	5.39	112.45	107.60
21	A2	1337	A	O4'-C1'-C2'	-5.39	100.41	105.80
67	B1	344	G	O4'-C1'-C2'	5.39	112.45	107.60
67	B1	927	G	C5'-C4'-O4'	-5.39	102.63	109.10
67	B1	1075	G	C1'-O4'-C4'	5.39	114.21	109.90
67	B1	1437	C	N1-C1'-C2'	5.39	121.01	114.00
67	B1	2197	U	O5'-P-OP2	-5.39	100.85	105.70
21	A2	257	U	C3'-C2'-C1'	-5.39	97.19	101.50
23	AT	59	TYR	CB-CG-CD1	5.39	124.23	121.00
67	B1	679	U	O4'-C1'-N1	5.39	112.51	108.20
67	B1	2883	C	O4'-C1'-C2'	-5.39	100.41	105.80
67	B1	3000	U	O4'-C4'-C3'	-5.39	98.61	104.00
14	AM	115	VAL	N-CA-C	-5.39	96.45	111.00
21	A2	73	U	O4'-C4'-C3'	-5.39	98.61	104.00
21	A2	1040	A	O4'-C1'-N9	5.39	112.51	108.20
27	A0	28	C	O4'-C1'-C2'	-5.39	100.41	105.80
38	Bb	21	PRO	N-CA-CB	5.39	109.77	103.30
60	BS	7	TYR	CB-CA-C	-5.39	99.62	110.40
67	B1	3018	C	O4'-C1'-N1	5.39	112.51	108.20
21	A2	1322	C	C1'-O4'-C4'	-5.39	105.59	109.90
21	A2	170	C	P-O5'-C5'	-5.39	112.28	120.90
21	A2	231	G	N9-C1'-C2'	-5.39	106.08	112.00
21	A2	379	A	O4'-C1'-C2'	-5.39	100.41	105.80
21	A2	1438	A	OP1-P-OP2	-5.39	111.52	119.60
25	AH	45	PRO	N-CA-C	5.39	126.10	112.10
67	B1	897	U	C4'-C3'-C2'	5.39	107.99	102.60
67	B1	2050	U	P-O3'-C3'	5.39	126.16	119.70
67	B1	2139	A	C5-C6-N1	-5.39	115.01	117.70
67	B1	2575	U	N1-C1'-C2'	5.39	121.00	114.00
21	A2	89	G	C4'-C3'-C2'	-5.38	97.22	102.60
21	A2	714	G	P-O3'-C3'	-5.38	113.24	119.70
27	A0	6	C	C3'-C2'-C1'	-5.38	97.19	101.50
67	B1	731	C	N1-C1'-C2'	5.38	121.00	114.00
67	B1	2205	A	C1'-O4'-C4'	-5.38	105.59	109.90
67	B1	2522	C	P-O5'-C5'	5.38	129.51	120.90
67	B1	2676	A	C3'-C2'-C1'	5.38	105.81	101.50
14	AM	14	TRP	CB-CG-CD1	5.38	134.00	127.00
21	A2	1356	A	C3'-C2'-C1'	-5.38	97.19	101.50
67	B1	1491	U	C4'-C3'-C2'	-5.38	97.22	102.60
68	B3	118	G	P-O5'-C5'	5.38	129.51	120.90
21	A2	1173	A	OP1-P-OP2	-5.38	111.53	119.60
24	AA	178	TYR	CA-CB-CG	5.38	123.62	113.40

*Continued on next page...*

*Continued from previous page...*

Mol	Chain	Res	Type	Atoms	Z	Observed(°)	Ideal(°)
31	BY	112	ASN	N-CA-CB	5.38	120.29	110.60
38	Bb	126	LEU	CB-CA-C	-5.38	99.97	110.20
59	BM	128	PHE	CB-CG-CD1	-5.38	117.03	120.80
67	B1	337	G	C5'-C4'-C3'	-5.38	107.39	116.00
67	B1	720	C	P-O3'-C3'	-5.38	113.24	119.70
67	B1	1006	A	O4'-C1'-N9	5.38	112.51	108.20
67	B1	1411	G	O4'-C1'-C2'	5.38	112.44	107.60
67	B1	2416	G	O5'-P-OP2	-5.38	100.86	105.70
67	B1	2885	C	P-O3'-C3'	-5.38	113.24	119.70
67	B1	46	C	N3-C4-N4	5.38	121.77	118.00
67	B1	279	G	N9-C1'-C2'	5.38	120.99	114.00
67	B1	1475	G	C3'-C2'-C1'	5.38	105.80	101.50
67	B1	1528	A	OP1-P-OP2	-5.38	111.53	119.60
67	B1	2253	G	C4'-C3'-C2'	-5.38	97.22	102.60
67	B1	2948	A	O4'-C1'-N9	5.38	112.50	108.20
21	A2	716	G	O4'-C4'-C3'	-5.38	98.62	104.00
21	A2	1401	U	P-O5'-C5'	5.38	129.50	120.90
21	A2	1457	A	C1'-O4'-C4'	-5.38	105.60	109.90
56	BH	114	MET	CA-CB-CG	5.38	122.44	113.30
61	Bd	18	PRO	N-CD-CG	5.38	111.27	103.20
67	B1	751	U	P-O3'-C3'	-5.38	113.25	119.70
67	B1	1098	C	P-O5'-C5'	5.38	129.50	120.90
67	B1	1453	G	C4'-C3'-C2'	-5.38	97.22	102.60
67	B1	1807	G	C3'-C2'-C1'	5.38	105.80	101.50
67	B1	2045	C	O4'-C1'-C2'	-5.38	100.42	105.80
67	B1	2920	C	O4'-C1'-N1	-5.38	103.90	108.20
68	B3	19	G	N9-C1'-C2'	5.38	120.99	114.00
21	A2	148	C	O4'-C1'-C2'	-5.38	100.42	105.80
21	A2	186	U	O4'-C1'-C2'	-5.38	100.42	105.80
24	AA	157	PHE	CZ-CE2-CD2	-5.38	113.65	120.10
32	BO	69	ARG	NH1-CZ-NH2	-5.38	113.49	119.40
67	B1	732	G	O4'-C1'-N9	5.38	112.50	108.20
67	B1	1193	G	O4'-C1'-C2'	-5.38	100.42	105.80
67	B1	1434	C	O4'-C1'-N1	5.38	112.50	108.20
67	B1	2858	C	C4'-C3'-C2'	5.38	107.98	102.60
67	B1	3036	C	O4'-C1'-N1	5.38	112.50	108.20
21	A2	569	G	OP1-P-OP2	-5.38	111.54	119.60
67	B1	587	A	C5-C6-N1	-5.38	115.01	117.70
21	A2	187	C	N1-C1'-C2'	5.37	120.99	114.00
21	A2	527	A	N9-C1'-C2'	-5.37	106.09	112.00
24	AA	43	VAL	CA-CB-CG2	5.37	118.96	110.90
33	BC	138	ASN	N-CA-CB	5.37	120.27	110.60

*Continued on next page...*

*Continued from previous page...*

Mol	Chain	Res	Type	Atoms	Z	Observed(°)	Ideal(°)
67	B1	630	G	N9-C1'-C2'	-5.37	106.09	112.00
67	B1	863	C	C3'-C2'-C1'	-5.37	97.20	101.50
67	B1	1543	C	C3'-C2'-C1'	5.37	105.80	101.50
67	B1	2065	C	C3'-C2'-C1'	5.37	105.80	101.50
67	B1	2506	G	OP1-P-O3'	5.37	117.02	105.20
67	B1	2604	G	C3'-C2'-C1'	-5.37	97.20	101.50
67	B1	3039	G	C1'-O4'-C4'	5.37	114.20	109.90
21	A2	652	C	C5'-C4'-C3'	-5.37	107.40	116.00
21	A2	669	A	C4'-C3'-C2'	-5.37	97.23	102.60
27	A0	75	C	P-O3'-C3'	-5.37	113.25	119.70
62	BN	43	PHE	CB-CG-CD2	-5.37	117.04	120.80
67	B1	1195	G	P-O3'-C3'	-5.37	113.25	119.70
67	B1	1661	A	C5-C6-N1	-5.37	115.02	117.70
11	A1	62	C	O4'-C1'-N1	5.37	112.50	108.20
21	A2	1164	A	O4'-C1'-C2'	5.37	112.43	107.60
67	B1	1972	C	C4'-C3'-C2'	-5.37	97.23	102.60
67	B1	2124	C	O4'-C1'-C2'	-5.37	100.43	105.80
19	AS	28	PHE	CG-CD2-CE2	5.37	126.71	120.80
21	A2	892	C	N3-C4-N4	5.37	121.76	118.00
21	A2	1225	C	O4'-C1'-N1	5.37	112.50	108.20
30	AU	45	PRO	N-CA-CB	5.37	109.74	103.30
67	B1	2302	C	O4'-C1'-C2'	-5.37	100.43	105.80
67	B1	2411	C	O4'-C1'-C2'	-5.37	100.43	105.80
67	B1	3045	G	C1'-O4'-C4'	5.37	114.19	109.90
11	A1	9	A	O4'-C1'-C2'	-5.37	100.43	105.80
21	A2	75	C	O4'-C1'-C2'	-5.37	100.44	105.80
21	A2	190	C	N1-C1'-C2'	5.37	120.98	114.00
21	A2	1093	C	C1'-O4'-C4'	5.37	114.19	109.90
37	BU	5	SER	N-CA-CB	5.37	118.55	110.50
53	BD	22	PHE	O-C-N	-5.37	114.12	122.70
67	B1	459	C	C5'-C4'-C3'	5.37	124.58	116.00
67	B1	2732	U	C3'-C2'-C1'	-5.37	97.21	101.50
67	B1	2852	U	C1'-O4'-C4'	5.37	114.19	109.90
67	B1	2980	G	C3'-C2'-C1'	-5.37	97.21	101.50
2	AK	75	ALA	O-C-N	5.36	131.28	122.70
21	A2	141	C	O4'-C1'-C2'	-5.36	100.44	105.80
67	B1	319	A	O4'-C4'-C3'	-5.36	98.64	104.00
67	B1	735	A	C5'-C4'-C3'	-5.36	107.42	116.00
67	B1	765	G	C4'-C3'-C2'	-5.36	97.24	102.60
67	B1	2381	A	N9-C1'-C2'	5.36	120.97	114.00
30	AU	39	ARG	NH1-CZ-NH2	5.36	125.30	119.40
67	B1	259	A	O4'-C1'-C2'	-5.36	100.44	105.80

*Continued on next page...*

*Continued from previous page...*

Mol	Chain	Res	Type	Atoms	Z	Observed(°)	Ideal(°)
67	B1	738	C	C3'-C2'-C1'	5.36	105.79	101.50
21	A2	265	C	OP1-P-OP2	-5.36	111.56	119.60
27	A0	39	U	O4'-C1'-C2'	-5.36	100.44	105.80
61	Bd	52	VAL	N-CA-CB	-5.36	99.70	111.50
62	BN	103	ARG	CA-CB-CG	5.36	125.19	113.40
67	B1	285	C	C5'-C4'-O4'	-5.36	102.67	109.10
67	B1	1603	G	O4'-C1'-N9	-5.36	103.91	108.20
67	B1	1704	C	O3'-P-O5'	5.36	114.18	104.00
67	B1	1746	C	N1-C1'-C2'	5.36	120.97	114.00
67	B1	2300	C	O4'-C1'-C2'	-5.36	100.44	105.80
67	B1	2985	U	O4'-C1'-C2'	-5.36	100.44	105.80
59	BM	98	TRP	CB-CG-CD1	5.36	133.97	127.00
67	B1	161	C	N1-C1'-C2'	5.36	120.97	114.00
21	A2	140	C	O4'-C1'-C2'	5.36	112.42	107.60
21	A2	869	U	P-O3'-C3'	-5.36	113.27	119.70
21	A2	952	A	C5'-C4'-C3'	5.36	124.57	116.00
27	A0	22	G	O4'-C1'-N9	-5.36	103.91	108.20
67	B1	1395	G	C1'-O4'-C4'	-5.36	105.61	109.90
67	B1	2820	C	N1-C1'-C2'	5.36	120.96	114.00
20	A3	79	TYR	CG-CD1-CE1	-5.36	117.02	121.30
21	A2	1260	G	C1'-O4'-C4'	-5.36	105.62	109.90
25	AH	174	TYR	CB-CG-CD1	-5.36	117.79	121.00
67	B1	8	G	P-O3'-C3'	5.36	126.13	119.70
67	B1	513	C	C4'-C3'-C2'	5.36	107.95	102.60
67	B1	1180	G	C1'-O4'-C4'	-5.36	105.61	109.90
67	B1	1384	C	N1-C1'-C2'	5.36	120.96	114.00
67	B1	2024	A	C3'-C2'-C1'	5.36	105.78	101.50
68	B3	114	G	O4'-C1'-N9	5.36	112.48	108.20
21	A2	716	G	N9-C1'-C2'	5.35	120.96	114.00
51	Bj	89	PHE	CB-CG-CD1	5.35	124.55	120.80
62	BN	103	ARG	NE-CZ-NH1	-5.35	117.62	120.30
67	B1	84	A	O3'-P-O5'	5.35	114.17	104.00
67	B1	329	G	O4'-C1'-N9	5.35	112.48	108.20
21	A2	437	A	C1'-O4'-C4'	-5.35	105.62	109.90
24	AA	88	ALA	CB-CA-C	5.35	118.13	110.10
67	B1	5	U	O5'-P-OP1	-5.35	100.88	105.70
67	B1	870	G	O4'-C1'-N9	5.35	112.48	108.20
67	B1	2041	U	O4'-C1'-C2'	-5.35	100.45	105.80
67	B1	2784	A	C3'-C2'-C1'	5.35	105.78	101.50
42	BT	28	PHE	CD1-CE1-CZ	-5.35	113.68	120.10
53	BD	35	VAL	CA-CB-CG1	5.35	118.93	110.90
21	A2	838	C	N1-C1'-C2'	5.35	120.95	114.00

*Continued on next page...*

*Continued from previous page...*

Mol	Chain	Res	Type	Atoms	Z	Observed(°)	Ideal(°)
21	A2	890	C	N3-C4-C5	-5.35	119.76	121.90
21	A2	1310	C	C1'-O4'-C4'	-5.35	105.62	109.90
32	BO	129	LEU	CB-CA-C	-5.35	100.04	110.20
62	BN	165	TYR	CG-CD1-CE1	-5.35	117.02	121.30
67	B1	802	G	P-O3'-C3'	-5.35	113.28	119.70
67	B1	2164	G	O4'-C1'-N9	5.35	112.48	108.20
67	B1	2269	C	C3'-C2'-C1'	5.35	105.78	101.50
11	A1	19	G	O4'-C1'-C2'	5.35	112.41	107.60
21	A2	529	C	C3'-C2'-C1'	5.35	105.78	101.50
24	AA	156	ASP	CB-CG-OD1	5.35	123.11	118.30
62	BN	115	PRO	N-CA-CB	5.35	109.72	103.30
63	Bg	44	LYS	CB-CG-CD	5.35	125.50	111.60
67	B1	794	G	N9-C1'-C2'	5.35	120.95	114.00
67	B1	1408	G	C1'-O4'-C4'	-5.35	105.62	109.90
67	B1	2769	U	O4'-C1'-N1	5.35	112.48	108.20
67	B1	2817	U	C3'-C2'-C1'	5.35	105.78	101.50
68	B3	23	A	C3'-C2'-C1'	5.35	105.78	101.50
12	AN	88	CYS	CA-CB-SG	-5.35	104.38	114.00
43	Bk	54	VAL	CG1-CB-CG2	5.35	119.45	110.90
67	B1	1350	C	O4'-C1'-N1	5.35	112.48	108.20
67	B1	1654	G	N9-C1'-C2'	-5.35	106.12	112.00
67	B1	1996	C	P-O3'-C3'	-5.35	113.28	119.70
67	B1	2231	G	C5'-C4'-C3'	-5.35	107.45	116.00
20	A3	36	THR	CA-CB-CG2	-5.34	104.92	112.40
21	A2	134	A	C1'-O4'-C4'	5.34	114.18	109.90
21	A2	145	A	C3'-C2'-C1'	5.34	105.78	101.50
21	A2	446	G	O4'-C1'-N9	5.34	112.47	108.20
21	A2	520	G	O4'-C1'-C2'	-5.34	100.45	105.80
21	A2	556	G	C3'-C2'-C1'	-5.34	97.22	101.50
21	A2	596	A	N9-C1'-C2'	5.34	120.95	114.00
32	BO	66	GLU	N-CA-CB	5.34	120.22	110.60
67	B1	230	A	C1'-O4'-C4'	5.34	114.17	109.90
67	B1	841	U	C1'-O4'-C4'	-5.34	105.62	109.90
67	B1	1218	C	N1-C1'-C2'	5.34	120.95	114.00
67	B1	1225	A	O3'-P-O5'	-5.34	93.85	104.00
67	B1	1389	A	C1'-O4'-C4'	5.34	114.18	109.90
67	B1	1640	G	N9-C1'-C2'	5.34	120.95	114.00
67	B1	2550	A	C1'-O4'-C4'	5.34	114.18	109.90
67	B1	2719	G	C4'-C3'-C2'	-5.34	97.25	102.60
67	B1	2750	C	C4'-C3'-C2'	5.34	107.94	102.60
21	A2	253	G	N9-C1'-C2'	-5.34	106.12	112.00
21	A2	458	G	N3-C2-N2	5.34	123.64	119.90

*Continued on next page...*



*Continued from previous page...*

Mol	Chain	Res	Type	Atoms	Z	Observed(°)	Ideal(°)
33	BC	34	THR	CA-CB-OG1	5.34	120.22	109.00
67	B1	1236	C	C5'-C4'-C3'	5.34	124.55	116.00
67	B1	2592	U	O4'-C1'-C2'	5.34	112.41	107.60
68	B3	120	C	C3'-C2'-C1'	5.34	105.77	101.50
11	A1	1	G	C1'-O4'-C4'	-5.34	105.63	109.90
21	A2	50	C	OP1-P-OP2	-5.34	111.59	119.60
21	A2	1049	U	O4'-C1'-C2'	-5.34	100.46	105.80
28	AV	58	SER	N-CA-CB	5.34	118.51	110.50
61	Bd	10	TRP	N-CA-C	-5.34	96.58	111.00
62	BN	125	ARG	NH1-CZ-NH2	-5.34	113.52	119.40
67	B1	100	C	O4'-C1'-C2'	-5.34	100.46	105.80
67	B1	1154	A	C3'-C2'-C1'	-5.34	97.23	101.50
67	B1	1294	A	O4'-C1'-C2'	-5.34	100.46	105.80
67	B1	1584	G	N9-C1'-C2'	5.34	120.94	114.00
67	B1	1695	G	O4'-C1'-N9	5.34	112.47	108.20
67	B1	1713	G	O5'-C5'-C4'	-5.34	101.55	111.70
67	B1	1762	G	P-O3'-C3'	5.34	126.11	119.70
12	AN	123	ARG	NE-CZ-NH1	5.34	122.97	120.30
21	A2	339	U	O4'-C1'-C2'	-5.34	100.46	105.80
21	A2	579	U	O4'-C4'-C3'	-5.34	98.66	104.00
21	A2	822	A	N9-C1'-C2'	5.34	120.94	114.00
21	A2	1122	C	O4'-C1'-N1	5.34	112.47	108.20
67	B1	1516	C	O4'-C1'-C2'	-5.34	100.46	105.80
67	B1	2062	A	O4'-C1'-C2'	5.34	112.41	107.60
67	B1	2679	A	N9-C1'-C2'	5.34	120.94	114.00
67	B1	3013	U	O4'-C1'-C2'	-5.34	100.46	105.80
68	B3	52	U	O4'-C1'-C2'	5.34	112.41	107.60
14	AM	46	MET	CG-SD-CE	-5.34	91.66	100.20
21	A2	103	A	C1'-O4'-C4'	5.34	114.17	109.90
1	AQ	120	ARG	CA-CB-CG	5.34	125.14	113.40
15	AE	128	ARG	N-CA-CB	5.34	120.20	110.60
21	A2	142	G	O4'-C4'-C3'	-5.34	98.66	104.00
28	AV	35	ASP	CB-CG-OD2	-5.34	113.50	118.30
29	AL	95	THR	N-CA-CB	5.34	120.44	110.30
67	B1	379	U	O4'-C1'-C2'	-5.34	100.46	105.80
67	B1	513	C	C3'-C2'-C1'	5.34	105.77	101.50
67	B1	590	A	O4'-C1'-N9	5.34	112.47	108.20
67	B1	764	G	OP1-P-OP2	-5.34	111.60	119.60
67	B1	923	A	OP1-P-OP2	-5.34	111.60	119.60
67	B1	2375	C	C3'-C2'-C1'	5.34	105.77	101.50
67	B1	2710	G	C3'-C2'-C1'	-5.34	97.23	101.50
10	AD	22	ARG	NE-CZ-NH1	-5.33	117.63	120.30

*Continued on next page...*

*Continued from previous page...*

Mol	Chain	Res	Type	Atoms	Z	Observed(°)	Ideal(°)
20	A3	99	VAL	CA-CB-CG1	5.33	118.90	110.90
32	BO	14	ARG	NE-CZ-NH2	-5.33	117.63	120.30
67	B1	723	A	N9-C1'-C2'	5.33	120.94	114.00
67	B1	1605	A	N9-C1'-C2'	-5.33	106.13	112.00
67	B1	2604	G	O4'-C1'-C2'	5.33	112.40	107.60
67	B1	2840	C	O4'-C1'-C2'	-5.33	100.47	105.80
17	AO	7	ILE	O-C-N	-5.33	114.17	122.70
21	A2	857	C	O4'-C1'-N1	-5.33	103.93	108.20
21	A2	1202	G	N9-C1'-C2'	5.33	120.93	114.00
21	A2	1369	C	O4'-C1'-C2'	-5.33	100.47	105.80
67	B1	46	C	N3-C4-C5	-5.33	119.77	121.90
67	B1	483	C	C4'-C3'-C2'	-5.33	97.27	102.60
67	B1	1138	C	C1'-O4'-C4'	-5.33	105.63	109.90
67	B1	1934	C	O4'-C1'-N1	-5.33	103.93	108.20
67	B1	2564	U	P-O3'-C3'	-5.33	113.30	119.70
67	B1	2886	C	O4'-C1'-C2'	-5.33	100.47	105.80
68	B3	122	C	C3'-C2'-C1'	-5.33	97.23	101.50
5	AW	43	THR	N-CA-C	-5.33	96.61	111.00
15	AE	123	LYS	N-CA-C	-5.33	96.61	111.00
21	A2	307	G	O4'-C1'-C2'	5.33	112.40	107.60
21	A2	465	C	C1'-O4'-C4'	-5.33	105.64	109.90
21	A2	604	C	C5'-C4'-O4'	5.33	115.50	109.10
21	A2	1442	G	O4'-C1'-N9	5.33	112.47	108.20
41	Ba	59	TRP	CB-CG-CD2	-5.33	119.67	126.60
34	BK	17	ARG	C-N-CA	5.33	135.03	121.70
49	BQ	54	PRO	N-CA-CB	5.33	109.70	103.30
53	BD	91	ARG	CA-C-N	-5.33	105.47	117.20
67	B1	521	C	C4'-C3'-C2'	5.33	107.93	102.60
67	B1	1503	C	P-O5'-C5'	-5.33	112.37	120.90
67	B1	1563	G	OP1-P-OP2	-5.33	111.60	119.60
67	B1	1989	G	N9-C1'-C2'	5.33	120.93	114.00
67	B1	2514	C	C4'-C3'-C2'	-5.33	97.27	102.60
21	A2	1188	C	N1-C1'-C2'	5.33	120.93	114.00
27	A0	8	U	N1-C1'-C2'	5.33	120.93	114.00
62	BN	153	ALA	N-CA-CB	5.33	117.56	110.10
67	B1	1210	G	O4'-C1'-C2'	5.33	112.40	107.60
67	B1	1894	A	O4'-C1'-C2'	-5.33	100.47	105.80
13	AX	2	ALA	N-CA-CB	5.33	117.56	110.10
21	A2	984	C	N3-C4-N4	5.33	121.73	118.00
53	BD	49	ASP	CB-CG-OD1	5.33	123.10	118.30
67	B1	1570	C	C3'-C2'-C1'	-5.33	97.24	101.50
67	B1	1611	C	C4'-C3'-C2'	-5.33	97.27	102.60

*Continued on next page...*

*Continued from previous page...*

Mol	Chain	Res	Type	Atoms	Z	Observed(°)	Ideal(°)
67	B1	2838	U	O4'-C4'-C3'	5.33	110.36	106.10
67	B1	2966	C	P-O3'-C3'	-5.33	113.31	119.70
10	AD	70	ARG	NE-CZ-NH2	-5.33	117.64	120.30
41	Ba	37	GLU	N-CA-CB	5.33	120.19	110.60
59	BM	174	ASN	N-CA-CB	5.33	120.19	110.60
7	AB	33	TYR	CD1-CE1-CZ	-5.33	115.01	119.80
21	A2	1089	C	C3'-C2'-C1'	5.33	105.76	101.50
33	BC	299	GLU	CA-CB-CG	5.33	125.12	113.40
53	BD	91	ARG	CB-CA-C	5.33	121.05	110.40
57	BZ	90	GLU	N-CA-C	-5.33	96.62	111.00
67	B1	276	G	P-O3'-C3'	5.33	126.09	119.70
67	B1	1735	G	N9-C1'-C2'	-5.33	106.14	112.00
67	B1	1772	A	O3'-P-O5'	-5.33	93.88	104.00
67	B1	2519	C	P-O3'-C3'	-5.33	113.31	119.70
68	B3	92	G	O4'-C1'-C2'	5.33	112.39	107.60
20	A3	94	VAL	C-N-CA	5.32	135.01	121.70
52	BB	71	ILE	N-CA-C	-5.32	96.63	111.00
66	B1	62	PRO	N-CA-CB	5.32	109.69	103.30
67	B1	681	C	C1'-O4'-C4'	-5.32	105.64	109.90
67	B1	1041	U	C1'-O4'-C4'	5.32	114.16	109.90
67	B1	1270	G	O4'-C1'-N9	-5.32	103.94	108.20
67	B1	1397	U	O4'-C4'-C3'	-5.32	98.68	104.00
67	B1	1600	G	OP1-P-OP2	-5.32	111.61	119.60
67	B1	1864	G	C4'-C3'-C2'	5.32	107.92	102.60
67	B1	2135	C	O4'-C1'-N1	5.32	112.46	108.20
67	B1	2764	G	OP2-P-O3'	5.32	116.91	105.20
67	B1	2808	C	O4'-C1'-C2'	-5.32	100.48	105.80
1	AQ	25	TRP	NE1-CE2-CZ2	5.32	136.25	130.40
21	A2	897	A	O4'-C1'-C2'	-5.32	100.48	105.80
67	B1	9	A	C5-C6-N1	-5.32	115.04	117.70
67	B1	1331	U	C1'-O4'-C4'	-5.32	105.64	109.90
67	B1	2241	U	C1'-O4'-C4'	5.32	114.16	109.90
21	A2	908	G	C3'-C2'-C1'	-5.32	97.24	101.50
21	A2	956	C	O4'-C4'-C3'	-5.32	98.68	104.00
21	A2	1055	C	O4'-C1'-N1	5.32	112.46	108.20
67	B1	320	C	C3'-C2'-C1'	5.32	105.76	101.50
67	B1	1145	G	C2'-C3'-O3'	5.32	122.21	113.70
67	B1	1266	A	P-O5'-C5'	5.32	129.41	120.90
67	B1	2752	U	N1-C1'-C2'	5.32	120.92	114.00
54	BF	18	GLU	OE1-CD-OE2	5.32	129.68	123.30
67	B1	2399	C	P-O3'-C3'	-5.32	113.32	119.70
1	AQ	112	HIS	N-CA-C	5.32	125.36	111.00

*Continued on next page...*

*Continued from previous page...*

Mol	Chain	Res	Type	Atoms	Z	Observed(°)	Ideal(°)
21	A2	710	G	O4'-C4'-C3'	-5.32	98.68	104.00
21	A2	1488	C	O4'-C1'-C2'	-5.32	100.48	105.80
22	AY	12	ASP	CB-CG-OD2	-5.32	113.52	118.30
24	AA	138	ARG	NH1-CZ-NH2	-5.32	113.55	119.40
67	B1	141	C	C3'-C2'-C1'	5.32	105.75	101.50
67	B1	282	G	P-O3'-C3'	-5.32	113.32	119.70
67	B1	989	G	C5'-C4'-C3'	5.32	124.51	116.00
67	B1	1067	G	C1'-O4'-C4'	-5.32	105.65	109.90
67	B1	1542	U	O4'-C1'-C2'	-5.32	100.48	105.80
67	B1	1587	A	C5'-C4'-C3'	-5.32	107.49	116.00
67	B1	1881	A	C5-C6-N1	-5.32	115.04	117.70
67	B1	2431	C	P-O3'-C3'	5.32	126.08	119.70
21	A2	1328	G	C4'-C3'-C2'	-5.32	97.28	102.60
21	A2	1334	A	O4'-C1'-N9	5.32	112.45	108.20
67	B1	1017	A	O4'-C1'-N9	5.32	112.45	108.20
67	B1	1661	A	O4'-C1'-N9	5.32	112.45	108.20
67	B1	2333	G	C4'-C3'-C2'	-5.32	97.28	102.60
21	A2	148	C	C3'-C2'-C1'	5.31	105.75	101.50
21	A2	1280	C	O4'-C1'-N1	5.31	112.45	108.20
67	B1	1635	G	P-O3'-C3'	5.31	126.08	119.70
67	B1	1880	A	C5-C6-N6	-5.31	119.45	123.70
67	B1	2102	A	C1'-O4'-C4'	-5.31	105.65	109.90
21	A2	415	C	O4'-C4'-C3'	-5.31	98.69	104.00
21	A2	1201	G	O4'-C1'-N9	5.31	112.45	108.20
21	A2	1217	C	C1'-O4'-C4'	-5.31	105.65	109.90
29	AL	9	ALA	CB-CA-C	5.31	118.07	110.10
67	B1	110	A	O4'-C1'-N9	5.31	112.45	108.20
67	B1	705	G	O4'-C1'-N9	-5.31	103.95	108.20
67	B1	717	A	C4'-C3'-C2'	-5.31	97.29	102.60
67	B1	1268	A	O4'-C1'-C2'	-5.31	100.49	105.80
67	B1	1947	A	C1'-O4'-C4'	-5.31	105.65	109.90
67	B1	2648	C	O4'-C1'-C2'	-5.31	100.49	105.80
67	B1	2747	C	N3-C4-C5	-5.31	119.78	121.90
3	AI	121	ILE	N-CA-C	-5.31	96.66	111.00
21	A2	1192	C	C1'-O4'-C4'	5.31	114.15	109.90
63	Bg	10	ARG	NE-CZ-NH2	-5.31	117.64	120.30
67	B1	589	G	O4'-C1'-N9	5.31	112.45	108.20
67	B1	1391	C	O4'-C1'-N1	5.31	112.45	108.20
67	B1	1606	C	N1-C1'-C2'	5.31	120.90	114.00
67	B1	1718	C	N3-C4-N4	5.31	121.72	118.00
67	B1	2289	A	C5'-C4'-O4'	5.31	115.47	109.10
67	B1	2510	A	O4'-C1'-N9	-5.31	103.95	108.20

*Continued on next page...*

*Continued from previous page...*

Mol	Chain	Res	Type	Atoms	Z	Observed(°)	Ideal(°)
21	A2	299	G	C3'-C2'-C1'	-5.31	97.25	101.50
36	Bf	38	HIS	CA-CB-CG	-5.31	104.58	113.60
67	B1	304	G	C3'-C2'-C1'	5.31	105.75	101.50
67	B1	1520	G	O4'-C1'-N9	5.31	112.45	108.20
67	B1	1745	U	O4'-C1'-N1	-5.31	103.95	108.20
67	B1	1899	C	P-O3'-C3'	5.31	126.07	119.70
67	B1	2439	G	C1'-O4'-C4'	-5.31	105.65	109.90
31	BY	27	ARG	C-N-CA	5.31	134.97	121.70
53	BD	8	LEU	CB-CG-CD2	5.31	120.02	111.00
67	B1	936	G	C1'-O4'-C4'	-5.31	105.66	109.90
67	B1	1191	C	N1-C1'-C2'	5.31	120.90	114.00
67	B1	1449	C	N1-C1'-C2'	5.31	120.90	114.00
67	B1	1760	C	C1'-O4'-C4'	-5.31	105.66	109.90
67	B1	1884	C	P-O3'-C3'	-5.31	113.33	119.70
67	B1	2304	C	C5'-C4'-C3'	5.31	124.49	116.00
67	B1	2344	G	C3'-C2'-C1'	5.31	105.75	101.50
21	A2	805	C	N1-C1'-C2'	5.30	120.90	114.00
21	A2	998	A	O4'-C1'-N9	5.30	112.44	108.20
21	A2	1395	G	P-O5'-C5'	5.30	129.39	120.90
33	BC	321	PHE	CB-CG-CD1	-5.30	117.09	120.80
67	B1	998	G	C5'-C4'-O4'	5.30	115.47	109.10
67	B1	1131	G	N9-C1'-C2'	5.30	120.89	114.00
67	B1	1450	C	P-O3'-C3'	-5.30	113.34	119.70
67	B1	1458	C	O4'-C1'-N1	5.30	112.44	108.20
67	B1	1978	A	O4'-C1'-N9	5.30	112.44	108.20
67	B1	2665	G	O4'-C4'-C3'	-5.30	98.69	104.00
21	A2	1330	G	N9-C1'-C2'	-5.30	106.17	112.00
36	Bf	15	LYS	CG-CD-CE	5.30	127.81	111.90
58	BP	55	TYR	CG-CD1-CE1	-5.30	117.06	121.30
67	B1	703	G	C5'-C4'-C3'	5.30	124.48	116.00
1	AQ	73	ASN	CA-CB-CG	-5.30	101.74	113.40
17	AO	53	TYR	N-CA-C	-5.30	96.69	111.00
66	B1	69	VAL	CA-CB-CG1	5.30	118.85	110.90
67	B1	221	G	C5'-C4'-O4'	5.30	115.46	109.10
67	B1	422	G	C1'-O4'-C4'	5.30	114.14	109.90
67	B1	661	G	C3'-C2'-C1'	5.30	105.74	101.50
67	B1	2481	G	C4'-C3'-C2'	-5.30	97.30	102.60
67	B1	2872	G	C1'-O4'-C4'	5.30	114.14	109.90
2	AK	43	PHE	CB-CG-CD1	5.30	124.51	120.80
21	A2	830	A	O4'-C1'-N9	-5.30	103.96	108.20
21	A2	834	C	OP1-P-OP2	-5.30	111.65	119.60
54	BF	133	ARG	NE-CZ-NH2	5.30	122.95	120.30

*Continued on next page...*

*Continued from previous page...*

Mol	Chain	Res	Type	Atoms	Z	Observed(°)	Ideal(°)
67	B1	332	A	C5-C6-N1	-5.30	115.05	117.70
67	B1	576	G	O4'-C1'-N9	5.30	112.44	108.20
67	B1	713	C	P-O3'-C3'	-5.30	113.34	119.70
67	B1	818	A	OP1-P-OP2	-5.30	111.65	119.60
67	B1	1043	U	P-O5'-C5'	-5.30	112.42	120.90
67	B1	1251	G	C5'-C4'-O4'	5.30	115.46	109.10
67	B1	1479	U	O4'-C1'-C2'	-5.30	100.50	105.80
67	B1	1489	G	C5'-C4'-O4'	5.30	115.46	109.10
67	B1	1634	A	C1'-O4'-C4'	-5.30	105.66	109.90
67	B1	2579	G	C4'-C3'-C2'	-5.30	97.30	102.60
68	B3	36	U	N1-C1'-C2'	5.30	120.89	114.00
6	AC	1	MET	CA-CB-CG	5.30	122.31	113.30
20	A3	45	ARG	NE-CZ-NH1	5.30	122.95	120.30
28	AV	68	TYR	CB-CG-CD2	-5.30	117.82	121.00
67	B1	2588	C	O4'-C1'-C2'	-5.30	100.50	105.80
16	AJ	53	ARG	NH1-CZ-NH2	-5.30	113.58	119.40
21	A2	73	U	C4'-C3'-C2'	5.30	107.90	102.60
21	A2	546	G	O5'-P-OP2	5.30	117.06	110.70
21	A2	634	C	OP1-P-OP2	-5.30	111.66	119.60
21	A2	1492	U	O4'-C1'-C2'	-5.30	100.50	105.80
49	BQ	38	ARG	CB-CA-C	-5.30	99.81	110.40
50	BV	3	ARG	NE-CZ-NH2	5.30	122.95	120.30
57	BZ	5	PHE	CG-CD2-CE2	-5.30	114.97	120.80
67	B1	354	G	C1'-O4'-C4'	-5.30	105.66	109.90
67	B1	383	C	N3-C4-C5	-5.30	119.78	121.90
67	B1	1315	U	P-O3'-C3'	-5.30	113.34	119.70
67	B1	1704	C	C1'-O4'-C4'	-5.30	105.66	109.90
67	B1	2812	U	C5'-C4'-C3'	-5.30	107.53	116.00
21	A2	892	C	N3-C4-C5	-5.29	119.78	121.90
21	A2	1412	A	O4'-C1'-C2'	-5.29	100.50	105.80
67	B1	91	G	O4'-C1'-N9	5.29	112.44	108.20
67	B1	317	A	O4'-C1'-N9	5.29	112.44	108.20
67	B1	545	G	P-O5'-C5'	-5.29	112.43	120.90
67	B1	667	C	O4'-C1'-N1	5.29	112.44	108.20
67	B1	1443	G	O4'-C1'-N9	5.29	112.44	108.20
21	A2	414	G	C1'-O4'-C4'	5.29	114.14	109.90
21	A2	941	C	O4'-C1'-N1	-5.29	103.96	108.20
41	Ba	24	ARG	CB-CA-C	5.29	120.99	110.40
52	BB	114	ILE	N-CA-C	-5.29	96.71	111.00
54	BF	155	GLU	OE1-CD-OE2	5.29	129.65	123.30
67	B1	140	C	P-O3'-C3'	5.29	126.05	119.70
67	B1	823	G	O4'-C1'-C2'	5.29	112.36	107.60

*Continued on next page...*

*Continued from previous page...*

Mol	Chain	Res	Type	Atoms	Z	Observed(°)	Ideal(°)
67	B1	1658	A	C5-C6-N6	-5.29	119.47	123.70
67	B1	2157	U	P-O3'-C3'	5.29	126.05	119.70
11	A1	15	G	N9-C1'-C2'	-5.29	106.18	112.00
18	AF	129	GLY	N-CA-C	-5.29	99.87	113.10
21	A2	11	A	O4'-C1'-N9	-5.29	103.97	108.20
21	A2	966	G	C5'-C4'-O4'	5.29	115.45	109.10
21	A2	1053	A	N9-C1'-C2'	5.29	120.88	114.00
25	AH	211	ALA	N-CA-CB	5.29	117.51	110.10
27	A0	75	C	O4'-C1'-C2'	-5.29	100.51	105.80
62	BN	125	ARG	O-C-N	5.29	131.16	122.70
67	B1	886	G	C3'-C2'-C1'	-5.29	97.27	101.50
67	B1	1454	G	P-O5'-C5'	-5.29	112.44	120.90
67	B1	1703	G	C1'-O4'-C4'	-5.29	105.67	109.90
67	B1	1718	C	N3-C4-C5	-5.29	119.78	121.90
67	B1	1911	G	C5'-C4'-C3'	5.29	124.47	116.00
67	B1	2696	G	C4'-C3'-C2'	5.29	107.89	102.60
21	A2	891	A	C5-C6-N1	-5.29	115.06	117.70
22	AY	11	LYS	N-CA-CB	5.29	120.12	110.60
46	BA	14	GLU	OE1-CD-OE2	-5.29	116.95	123.30
67	B1	615	A	OP1-P-OP2	-5.29	111.66	119.60
67	B1	1024	G	C5'-C4'-O4'	5.29	115.45	109.10
67	B1	2548	A	O4'-C4'-C3'	-5.29	98.71	104.00
68	B3	83	C	N1-C1'-C2'	-5.29	106.18	112.00
18	AF	217	MET	CA-C-O	-5.29	108.99	120.10
21	A2	1211	A	N9-C1'-C2'	-5.29	106.18	112.00
49	BQ	8	ARG	NE-CZ-NH2	-5.29	117.66	120.30
62	BN	9	ASP	CB-CG-OD1	-5.29	113.54	118.30
67	B1	70	G	O4'-C4'-C3'	-5.29	98.71	104.00
67	B1	2946	C	P-O3'-C3'	5.29	126.05	119.70
68	B3	38	U	C3'-C2'-C1'	5.29	105.73	101.50
21	A2	534	G	O4'-C4'-C3'	5.29	110.33	106.10
67	B1	558	C	OP1-P-OP2	-5.29	111.67	119.60
67	B1	675	G	C4'-C3'-C2'	-5.29	97.31	102.60
67	B1	1950	G	P-O3'-C3'	-5.29	113.36	119.70
67	B1	2037	A	O4'-C4'-C3'	-5.29	98.71	104.00
67	B1	2266	C	OP1-P-OP2	-5.29	111.67	119.60
67	B1	2856	G	C3'-C2'-C1'	-5.29	97.27	101.50
17	AO	73	GLY	O-C-N	5.29	131.16	122.70
21	A2	746	A	O3'-P-O5'	5.29	114.04	104.00
56	BH	129	THR	CB-CA-C	-5.29	97.33	111.60
67	B1	1754	A	P-O3'-C3'	-5.29	113.36	119.70
67	B1	2024	A	O4'-C1'-N9	5.29	112.43	108.20

*Continued on next page...*

*Continued from previous page...*

Mol	Chain	Res	Type	Atoms	Z	Observed(°)	Ideal(°)
67	B1	2598	C	OP1-P-OP2	-5.29	111.67	119.60
67	B1	2876	G	P-O5'-C5'	5.29	129.35	120.90
67	B1	2955	G	O5'-P-OP2	-5.29	100.94	105.70
21	A2	105	C	C5'-C4'-C3'	5.28	124.45	116.00
21	A2	450	A	C5-C6-N6	-5.28	119.47	123.70
36	Bf	27	VAL	CG1-CB-CG2	5.28	119.35	110.90
40	BE	101	ARG	CB-CA-C	5.28	120.97	110.40
53	BD	243	THR	N-CA-C	-5.28	96.74	111.00
67	B1	2314	U	C5'-C4'-O4'	5.28	115.44	109.10
64	Bc	12	ARG	NE-CZ-NH2	-5.28	117.66	120.30
67	B1	525	C	O4'-C1'-N1	5.28	112.42	108.20
67	B1	1551	G	O4'-C1'-C2'	-5.28	100.52	105.80
67	B1	1568	A	C5'-C4'-O4'	-5.28	102.76	109.10
21	A2	212	G	N9-C1'-C2'	5.28	120.87	114.00
21	A2	633	C	O4'-C1'-C2'	-5.28	100.52	105.80
21	A2	654	U	O5'-C5'-C4'	-5.28	101.67	111.70
21	A2	1344	U	P-O5'-C5'	-5.28	112.45	120.90
31	BY	13	VAL	CB-CA-C	-5.28	101.37	111.40
33	BC	294	LYS	O-C-N	5.28	131.15	122.70
65	BJ	100	GLU	CB-CA-C	-5.28	99.84	110.40
67	B1	47	C	N3-C4-N4	5.28	121.70	118.00
67	B1	376	C	N3-C4-C5	-5.28	119.79	121.90
67	B1	1006	A	C5-C6-N6	-5.28	119.48	123.70
67	B1	1658	A	O4'-C1'-N9	5.28	112.42	108.20
67	B1	1786	G	C4'-C3'-C2'	-5.28	97.32	102.60
67	B1	1751	G	C5'-C4'-C3'	5.28	124.45	116.00
67	B1	1790	G	N9-C1'-C2'	5.28	120.86	114.00
67	B1	2760	A	C1'-O4'-C4'	5.28	114.12	109.90
40	BE	173	VAL	CA-CB-CG1	-5.28	102.98	110.90
43	Bk	110	ALA	CB-CA-C	-5.28	102.18	110.10
67	B1	494	C	O4'-C1'-C2'	-5.28	100.52	105.80
67	B1	1460	C	N1-C1'-C2'	5.28	120.86	114.00
67	B1	1698	G	C3'-C2'-C1'	-5.28	97.28	101.50
67	B1	2213	G	C3'-C2'-C1'	-5.28	97.28	101.50
67	B1	2783	C	O4'-C1'-C2'	-5.28	100.52	105.80
67	B1	2874	C	P-O3'-C3'	5.28	126.03	119.70
21	A2	1020	G	O5'-P-OP2	5.28	117.03	110.70
25	AH	83	GLY	N-CA-C	5.28	126.29	113.10
50	BV	63	ARG	NE-CZ-NH2	5.28	122.94	120.30
60	BS	40	ARG	NE-CZ-NH2	5.28	122.94	120.30
67	B1	620	G	C3'-C2'-C1'	-5.28	97.28	101.50
67	B1	1276	G	C1'-O4'-C4'	-5.28	105.68	109.90

*Continued on next page...*



*Continued from previous page...*

Mol	Chain	Res	Type	Atoms	Z	Observed(°)	Ideal(°)
67	B1	2268	C	P-O3'-C3'	-5.28	113.37	119.70
21	A2	530	G	C1'-O4'-C4'	-5.27	105.68	109.90
21	A2	660	C	C5'-C4'-C3'	5.27	124.44	116.00
53	BD	129	ALA	CB-CA-C	-5.27	102.19	110.10
67	B1	526	C	C3'-C2'-C1'	5.27	105.72	101.50
67	B1	1306	A	C4'-C3'-C2'	-5.27	97.33	102.60
67	B1	1323	U	P-O3'-C3'	-5.27	113.37	119.70
67	B1	2600	C	O4'-C1'-N1	5.27	112.42	108.20
67	B1	2829	C	O4'-C1'-C2'	-5.27	100.53	105.80
21	A2	497	C	C1'-O4'-C4'	-5.27	105.68	109.90
21	A2	1196	A	C1'-O4'-C4'	-5.27	105.68	109.90
67	B1	493	A	P-O3'-C3'	5.27	126.03	119.70
67	B1	846	C	O4'-C1'-N1	5.27	112.42	108.20
67	B1	986	G	O4'-C1'-N9	5.27	112.42	108.20
67	B1	2735	C	O4'-C1'-N1	-5.27	103.98	108.20
67	B1	2888	G	OP1-P-OP2	-5.27	111.69	119.60
21	A2	565	C	O4'-C1'-C2'	-5.27	100.53	105.80
21	A2	1363	C	OP1-P-OP2	-5.27	111.69	119.60
21	A2	1471	G	C2'-C3'-O3'	5.27	122.13	113.70
67	B1	2834	C	O4'-C1'-N1	5.27	112.42	108.20
21	A2	404	C	P-O5'-C5'	-5.27	112.47	120.90
21	A2	596	A	C3'-C2'-C1'	5.27	105.72	101.50
21	A2	1159	U	OP1-P-OP2	-5.27	111.69	119.60
21	A2	1362	C	C4'-C3'-C2'	-5.27	97.33	102.60
21	A2	1490	C	O4'-C4'-C3'	-5.27	98.73	104.00
67	B1	1171	G	O4'-C1'-C2'	-5.27	100.53	105.80
67	B1	1279	U	C1'-O4'-C4'	5.27	114.12	109.90
67	B1	2106	G	OP1-P-OP2	-5.27	111.69	119.60
67	B1	2486	A	O4'-C1'-N9	5.27	112.42	108.20
67	B1	2522	C	C3'-C2'-C1'	5.27	105.72	101.50
67	B1	2573	C	C1'-O4'-C4'	5.27	114.12	109.90
67	B1	2783	C	C3'-C2'-C1'	5.27	105.72	101.50
11	A1	24	A	O4'-C1'-C2'	-5.27	100.53	105.80
21	A2	419	G	P-O3'-C3'	-5.27	113.38	119.70
21	A2	559	G	O5'-C5'-C4'	-5.27	101.69	111.70
21	A2	1374	C	O4'-C1'-C2'	-5.27	100.53	105.80
52	BB	60	ARG	NH1-CZ-NH2	-5.27	113.61	119.40
54	BF	110	ILE	CA-CB-CG1	5.27	121.01	111.00
67	B1	182	U	C1'-O4'-C4'	-5.27	105.69	109.90
67	B1	948	C	N1-C1'-C2'	5.27	120.85	114.00
67	B1	1782	C	C5'-C4'-O4'	5.27	115.42	109.10
67	B1	2250	G	O4'-C4'-C3'	-5.27	98.73	104.00

*Continued on next page...*

*Continued from previous page...*

Mol	Chain	Res	Type	Atoms	Z	Observed(°)	Ideal(°)
67	B1	2545	A	O4'-C1'-C2'	-5.27	100.53	105.80
67	B1	2771	G	C5'-C4'-C3'	-5.27	107.57	116.00
67	B1	2913	C	C5'-C4'-O4'	5.27	115.42	109.10
68	B3	30	G	C5'-C4'-O4'	5.27	115.42	109.10
21	A2	475	C	O4'-C1'-N1	-5.27	103.99	108.20
21	A2	1205	G	P-O3'-C3'	5.27	126.02	119.70
67	B1	409	C	O4'-C1'-N1	-5.27	103.99	108.20
67	B1	2766	C	P-O3'-C3'	-5.27	113.38	119.70
11	A1	32	A	O4'-C1'-C2'	-5.26	100.53	105.80
17	AO	45	LEU	N-CA-CB	5.26	120.93	110.40
21	A2	138	C	C4'-C3'-C2'	-5.26	97.34	102.60
21	A2	349	A	P-O5'-C5'	5.26	129.32	120.90
21	A2	865	A	P-O5'-C5'	5.26	129.32	120.90
25	AH	42	ARG	CA-C-N	-5.26	105.62	117.20
27	A0	20	U	O4'-C1'-N1	5.26	112.41	108.20
67	B1	307	C	P-O5'-C5'	5.26	129.32	120.90
67	B1	536	G	C1'-O4'-C4'	5.26	114.11	109.90
67	B1	597	C	P-O3'-C3'	5.26	126.02	119.70
67	B1	1370	G	O4'-C4'-C3'	-5.26	98.73	104.00
67	B1	1451	A	P-O5'-C5'	-5.26	112.48	120.90
67	B1	1746	C	P-O5'-C5'	5.26	129.32	120.90
67	B1	1790	G	O4'-C1'-N9	-5.26	103.99	108.20
67	B1	1854	G	C1'-O4'-C4'	5.26	114.11	109.90
67	B1	2126	G	P-O3'-C3'	-5.26	113.38	119.70
23	AT	26	ARG	NE-CZ-NH1	-5.26	117.67	120.30
21	A2	154	C	P-O3'-C3'	5.26	126.02	119.70
21	A2	234	G	C1'-O4'-C4'	-5.26	105.69	109.90
21	A2	1071	C	P-O5'-C5'	-5.26	112.48	120.90
27	A0	33	U	C5'-C4'-O4'	5.26	115.42	109.10
39	Be	24	GLY	O-C-N	-5.26	114.28	122.70
47	BI	80	ARG	NE-CZ-NH2	-5.26	117.67	120.30
55	Bh	24	ILE	CA-C-O	-5.26	109.05	120.10
67	B1	114	C	O4'-C4'-C3'	-5.26	98.74	104.00
67	B1	559	G	C3'-C2'-C1'	5.26	105.71	101.50
67	B1	898	G	O4'-C1'-C2'	-5.26	100.54	105.80
67	B1	1592	U	P-O5'-C5'	5.26	129.32	120.90
67	B1	1713	G	N9-C1'-C2'	5.26	120.84	114.00
67	B1	2597	A	C4'-C3'-C2'	-5.26	97.34	102.60
4	AG	64	ARG	NE-CZ-NH2	5.26	122.93	120.30
21	A2	140	C	C1'-O4'-C4'	-5.26	105.69	109.90
21	A2	185	G	C4'-C3'-C2'	-5.26	97.34	102.60
21	A2	917	A	C3'-C2'-C1'	5.26	105.71	101.50

*Continued on next page...*

*Continued from previous page...*

Mol	Chain	Res	Type	Atoms	Z	Observed(°)	Ideal(°)
35	BL	4	ARG	NE-CZ-NH1	5.26	122.93	120.30
37	BU	4	SER	N-CA-CB	5.26	118.39	110.50
34	BK	16	ARG	C-N-CA	5.26	134.85	121.70
67	B1	40	G	N9-C1'-C2'	5.26	120.84	114.00
67	B1	53	A	C3'-C2'-C1'	-5.26	97.29	101.50
67	B1	864	C	O4'-C1'-N1	-5.26	103.99	108.20
67	B1	988	C	C1'-O4'-C4'	-5.26	105.69	109.90
67	B1	1908	C	N1-C1'-C2'	5.26	120.84	114.00
67	B1	2919	C	C4'-C3'-C2'	-5.26	97.34	102.60
67	B1	3011	G	C4'-C3'-C2'	-5.26	97.34	102.60
35	BL	63	PHE	C-N-CA	5.26	134.84	121.70
67	B1	105	C	O4'-C1'-N1	5.26	112.41	108.20
1	AQ	20	THR	CA-CB-CG2	-5.26	105.04	112.40
21	A2	715	C	OP1-P-OP2	-5.26	111.72	119.60
21	A2	1087	C	O4'-C1'-C2'	-5.26	100.54	105.80
21	A2	1345	G	O4'-C1'-C2'	5.26	112.33	107.60
60	BS	47	ALA	N-CA-CB	5.26	117.46	110.10
67	B1	300	U	N1-C1'-C2'	5.26	120.83	114.00
67	B1	1250	A	N9-C1'-C2'	-5.26	106.22	112.00
67	B1	1775	G	O4'-C1'-N9	5.26	112.41	108.20
67	B1	1961	G	C4'-C3'-C2'	-5.26	97.34	102.60
67	B1	2019	C	N1-C1'-C2'	5.26	120.83	114.00
67	B1	2132	C	N1-C1'-C2'	5.26	120.83	114.00
68	B3	80	G	C3'-C2'-C1'	-5.26	97.30	101.50
15	AE	166	MET	CG-SD-CE	-5.25	91.79	100.20
21	A2	1178	C	O4'-C1'-C2'	-5.25	100.55	105.80
36	Bf	49	LEU	N-CA-CB	5.25	120.91	110.40
67	B1	2212	C	C4'-C3'-C2'	-5.25	97.34	102.60
13	AX	35	ARG	NE-CZ-NH1	-5.25	117.67	120.30
21	A2	162	C	C1'-O4'-C4'	-5.25	105.70	109.90
21	A2	392	G	O4'-C4'-C3'	-5.25	98.75	104.00
21	A2	1083	G	O4'-C1'-N9	5.25	112.40	108.20
67	B1	29	U	N1-C1'-C2'	5.25	120.83	114.00
67	B1	2044	C	O5'-P-OP1	-5.25	100.97	105.70
67	B1	2713	A	O4'-C1'-C2'	-5.25	100.55	105.80
68	B3	74	U	O4'-C1'-N1	5.25	112.40	108.20
21	A2	229	G	P-O3'-C3'	5.25	126.00	119.70
21	A2	1291	G	O5'-C5'-C4'	-5.25	101.72	111.70
67	B1	678	G	C5'-C4'-O4'	5.25	115.40	109.10
67	B1	1261	C	C3'-C2'-C1'	5.25	105.70	101.50
67	B1	1295	G	O4'-C1'-N9	-5.25	104.00	108.20
67	B1	1511	C	C3'-C2'-C1'	5.25	105.70	101.50

*Continued on next page...*

*Continued from previous page...*

Mol	Chain	Res	Type	Atoms	Z	Observed(°)	Ideal(°)
67	B1	2114	C	C1'-O4'-C4'	-5.25	105.70	109.90
21	A2	1134	G	O4'-C1'-N9	5.25	112.40	108.20
52	BB	121	TYR	CD1-CE1-CZ	-5.25	115.08	119.80
67	B1	715	G	C5'-C4'-O4'	5.25	115.40	109.10
67	B1	1142	A	P-O3'-C3'	5.25	126.00	119.70
67	B1	2022	U	O5'-P-OP2	-5.25	100.97	105.70
67	B1	2875	C	O5'-C5'-C4'	-5.25	101.73	111.70
21	A2	1108	U	OP1-P-OP2	-5.25	111.73	119.60
33	BC	276	PHE	CB-CG-CD1	-5.25	117.13	120.80
61	Bd	48	ARG	NE-CZ-NH1	5.25	122.92	120.30
67	B1	506	G	P-O5'-C5'	5.25	129.30	120.90
67	B1	1175	C	P-O3'-C3'	-5.25	113.40	119.70
67	B1	1222	U	C3'-C2'-C1'	5.25	105.70	101.50
67	B1	1262	C	O4'-C1'-C2'	-5.25	100.55	105.80
67	B1	1617	G	C3'-C2'-C1'	-5.25	97.30	101.50
21	A2	879	U	C1'-O4'-C4'	5.25	114.10	109.90
21	A2	998	A	C5-C6-N1	-5.25	115.08	117.70
21	A2	1057	A	O4'-C1'-C2'	-5.25	100.55	105.80
21	A2	1161	A	C4'-C3'-C2'	5.25	107.85	102.60
21	A2	1423	A	C5'-C4'-O4'	-5.25	102.81	109.10
20	BG	38	GLU	OE1-CD-OE2	5.25	129.60	123.30
59	BM	8	ARG	NE-CZ-NH1	5.25	122.92	120.30
67	B1	87	C	C3'-C2'-C1'	5.25	105.70	101.50
67	B1	1124	G	C1'-O4'-C4'	-5.25	105.70	109.90
67	B1	2201	C	OP2-P-O3'	5.25	116.74	105.20
67	B1	2358	U	O4'-C1'-N1	5.25	112.40	108.20
67	B1	2723	G	C5'-C4'-C3'	5.25	124.39	116.00
15	AE	31	ARG	NE-CZ-NH2	5.25	122.92	120.30
21	A2	1432	U	P-O5'-C5'	5.25	129.29	120.90
37	BU	35	LEU	CB-CG-CD2	5.25	119.92	111.00
67	B1	286	G	N9-C1'-C2'	-5.25	106.23	112.00
67	B1	715	G	C5'-C4'-C3'	-5.25	107.61	116.00
67	B1	866	G	C5'-C4'-C3'	-5.25	107.61	116.00
21	A2	621	G	O4'-C1'-C2'	-5.24	100.56	105.80
21	A2	1420	U	OP2-P-O3'	5.24	116.74	105.20
24	AA	107	PHE	CG-CD1-CE1	-5.24	115.03	120.80
67	B1	154	U	P-O3'-C3'	5.24	125.99	119.70
67	B1	1126	C	O4'-C1'-C2'	-5.24	100.56	105.80
67	B1	1546	G	C1'-O4'-C4'	5.24	114.09	109.90
67	B1	2313	G	C5'-C4'-O4'	5.24	115.39	109.10
67	B1	2807	C	C1'-O4'-C4'	-5.24	105.70	109.90
30	AU	37	THR	N-CA-CB	5.24	120.26	110.30

*Continued on next page...*

*Continued from previous page...*

Mol	Chain	Res	Type	Atoms	Z	Observed(°)	Ideal(°)
67	B1	260	A	C5'-C4'-C3'	5.24	124.39	116.00
67	B1	2484	C	C4'-C3'-C2'	-5.24	97.36	102.60
67	B1	2573	C	P-O3'-C3'	5.24	125.99	119.70
67	B1	3042	C	C5'-C4'-O4'	5.24	115.39	109.10
68	B3	62	A	C4'-C3'-C2'	-5.24	97.36	102.60
7	AB	89	ALA	N-CA-CB	5.24	117.44	110.10
21	A2	363	C	O4'-C1'-C2'	-5.24	100.56	105.80
25	AH	42	ARG	C-N-CA	5.24	134.80	121.70
58	BP	35	TRP	CB-CG-CD1	5.24	133.81	127.00
67	B1	38	U	C4'-C3'-C2'	-5.24	97.36	102.60
67	B1	756	C	C1'-O4'-C4'	5.24	114.09	109.90
67	B1	1759	A	O5'-P-OP2	-5.24	100.98	105.70
67	B1	2123	G	C1'-O4'-C4'	-5.24	105.71	109.90
67	B1	2202	U	OP1-P-OP2	-5.24	111.74	119.60
2	AK	130	ARG	N-CA-CB	5.24	120.03	110.60
24	AA	94	SER	N-CA-CB	5.24	118.36	110.50
34	B5	17	ARG	C-N-CA	5.24	134.80	121.70
40	BE	115	PHE	CG-CD1-CE1	5.24	126.56	120.80
46	BA	128	ARG	NE-CZ-NH1	5.24	122.92	120.30
53	BD	189	ARG	N-CA-CB	5.24	120.03	110.60
54	BF	94	TYR	CB-CG-CD2	-5.24	117.86	121.00
59	BM	5	LYS	N-CA-CB	-5.24	101.17	110.60
67	B1	497	G	C4'-C3'-C2'	-5.24	97.36	102.60
67	B1	2933	C	O4'-C1'-C2'	-5.24	100.56	105.80
21	A2	620	G	OP2-P-O3'	5.24	116.72	105.20
42	BT	11	VAL	CA-CB-CG2	5.24	118.76	110.90
20	B4	6	TYR	CB-CG-CD1	-5.24	117.86	121.00
21	A2	183	A	C5'-C4'-O4'	-5.24	102.82	109.10
21	A2	1037	U	O4'-C1'-C2'	5.24	112.31	107.60
21	A2	1228	A	P-O3'-C3'	-5.24	113.42	119.70
21	A2	1377	G	O4'-C1'-C2'	5.24	112.31	107.60
28	B6	24	TYR	CB-CG-CD2	-5.24	117.86	121.00
67	B1	696	G	N9-C1'-C2'	-5.24	106.24	112.00
67	B1	1560	G	O4'-C1'-N9	5.24	112.39	108.20
67	B1	1660	A	O4'-C1'-N9	5.24	112.39	108.20
67	B1	1803	U	C4'-C3'-C2'	5.24	107.83	102.60
67	B1	2143	C	O4'-C1'-N1	5.24	112.39	108.20
67	B1	2815	C	C3'-C2'-C1'	5.24	105.69	101.50
21	A2	950	C	C5'-C4'-C3'	5.23	124.38	116.00
64	Bc	73	LYS	CA-C-N	5.23	126.67	116.20
67	B1	707	U	C1'-O4'-C4'	-5.23	105.71	109.90
67	B1	2057	G	O5'-C5'-C4'	-5.23	101.75	111.70

*Continued on next page...*

*Continued from previous page...*

Mol	Chain	Res	Type	Atoms	Z	Observed(°)	Ideal(°)
67	B1	2648	C	C3'-C2'-C1'	5.23	105.69	101.50
67	B1	2932	C	C4'-C3'-C2'	-5.23	97.37	102.60
67	B1	3039	G	OP1-P-O3'	5.23	116.71	105.20
8	AR	66	ARG	NH1-CZ-NH2	5.23	125.16	119.40
21	A2	1262	U	P-O5'-C5'	5.23	129.27	120.90
39	Be	21	ARG	NE-CZ-NH2	5.23	122.92	120.30
54	BF	109	ILE	CA-CB-CG1	-5.23	101.06	111.00
56	BH	133	MET	CG-SD-CE	-5.23	91.83	100.20
65	BJ	47	HIS	N-CA-C	-5.23	96.87	111.00
67	B1	500	C	P-O3'-C3'	-5.23	113.42	119.70
67	B1	2010	G	O4'-C1'-N9	5.23	112.39	108.20
67	B1	2228	G	P-O3'-C3'	5.23	125.98	119.70
21	A2	1270	C	P-O5'-C5'	-5.23	112.53	120.90
60	BS	66	TYR	CB-CG-CD1	-5.23	117.86	121.00
67	B1	542	A	C3'-C2'-C1'	5.23	105.68	101.50
67	B1	634	G	OP2-P-O3'	5.23	116.71	105.20
67	B1	771	G	O4'-C1'-N9	5.23	112.39	108.20
67	B1	1476	C	C4'-C3'-C2'	5.23	107.83	102.60
67	B1	1532	G	C1'-O4'-C4'	-5.23	105.72	109.90
67	B1	1649	G	C1'-O4'-C4'	-5.23	105.72	109.90
67	B1	2309	C	N1-C1'-C2'	5.23	120.80	114.00
67	B1	2857	C	C3'-C2'-C1'	5.23	105.69	101.50
67	B1	2958	U	C3'-C2'-C1'	-5.23	97.31	101.50
21	A2	527	A	C4'-C3'-C2'	5.23	107.83	102.60
21	A2	873	A	P-O3'-C3'	-5.23	113.42	119.70
21	A2	1000	G	O4'-C1'-C2'	5.23	112.31	107.60
33	BC	191	SER	N-CA-CB	5.23	118.34	110.50
58	BP	60	GLU	OE1-CD-OE2	5.23	129.57	123.30
67	B1	429	U	P-O3'-C3'	5.23	125.97	119.70
67	B1	2716	C	OP1-P-OP2	-5.23	111.76	119.60
21	A2	260	C	C1'-O4'-C4'	-5.23	105.72	109.90
21	A2	300	G	C1'-O4'-C4'	5.23	114.08	109.90
21	A2	1251	C	OP2-P-O3'	5.23	116.70	105.20
35	BL	55	PRO	N-CA-CB	5.23	109.57	103.30
67	B1	1168	A	OP1-P-OP2	-5.23	111.76	119.60
67	B1	1204	U	P-O3'-C3'	-5.23	113.43	119.70
67	B1	1336	G	P-O3'-C3'	-5.23	113.43	119.70
67	B1	2455	G	C1'-O4'-C4'	5.23	114.08	109.90
21	A2	950	C	N1-C1'-C2'	-5.23	106.25	112.00
21	A2	1340	U	C3'-C2'-C1'	5.23	105.68	101.50
32	BO	157	LYS	N-CA-CB	5.23	120.01	110.60
45	Bi	43	ARG	NE-CZ-NH1	-5.23	117.69	120.30

*Continued on next page...*

*Continued from previous page...*

Mol	Chain	Res	Type	Atoms	Z	Observed(°)	Ideal(°)
63	Bg	3	ARG	C-N-CA	5.23	134.77	121.70
67	B1	230	A	P-O3'-C3'	5.23	125.97	119.70
67	B1	927	G	C1'-O4'-C4'	-5.23	105.72	109.90
67	B1	2034	G	C3'-C2'-C1'	-5.23	97.32	101.50
67	B1	2853	A	OP1-P-OP2	-5.23	111.76	119.60
21	A2	762	G	C5'-C4'-O4'	5.22	115.37	109.10
21	A2	987	G	O4'-C1'-N9	5.22	112.38	108.20
67	B1	122	G	P-O5'-C5'	-5.22	112.54	120.90
67	B1	888	U	N1-C1'-C2'	5.22	120.79	114.00
67	B1	2922	G	C4'-C3'-C2'	-5.22	97.38	102.60
11	A1	4	G	C1'-O4'-C4'	5.22	114.08	109.90
11	A1	40	U	O4'-C4'-C3'	-5.22	98.78	104.00
21	A2	307	G	O4'-C1'-N9	5.22	112.38	108.20
21	A2	619	A	C5'-C4'-C3'	5.22	124.36	116.00
21	A2	1263	C	C1'-O4'-C4'	-5.22	105.72	109.90
67	B1	154	U	C4'-C3'-C2'	5.22	107.82	102.60
67	B1	410	C	C3'-C2'-C1'	5.22	105.68	101.50
67	B1	526	C	C4'-C3'-C2'	-5.22	97.38	102.60
67	B1	732	G	P-O3'-C3'	5.22	125.97	119.70
67	B1	2832	G	O4'-C4'-C3'	-5.22	98.78	104.00
21	A2	932	C	N1-C1'-C2'	5.22	120.79	114.00
21	A2	1250	C	O3'-P-O5'	-5.22	94.08	104.00
67	B1	454	C	C1'-O4'-C4'	-5.22	105.72	109.90
67	B1	2806	A	OP1-P-OP2	-5.22	111.77	119.60
21	A2	868	C	O5'-P-OP1	-5.22	101.00	105.70
21	A2	992	G	C3'-C2'-C1'	-5.22	97.32	101.50
21	A2	1187	A	C4'-C3'-C2'	-5.22	97.38	102.60
27	A0	7	G	P-O5'-C5'	5.22	129.25	120.90
37	BU	93	TYR	CZ-CE2-CD2	-5.22	115.10	119.80
53	BD	80	ALA	N-CA-CB	-5.22	102.79	110.10
53	BD	90	ARG	CB-CA-C	-5.22	99.96	110.40
67	B1	194	G	C1'-O4'-C4'	5.22	114.08	109.90
67	B1	348	G	O4'-C1'-N9	5.22	112.38	108.20
67	B1	630	G	P-O3'-C3'	-5.22	113.44	119.70
67	B1	1269	U	C3'-C2'-C1'	5.22	105.67	101.50
67	B1	1483	U	N1-C1'-C2'	5.22	120.78	114.00
67	B1	1722	G	O5'-C5'-C4'	5.22	121.62	111.70
67	B1	2279	G	C3'-C2'-C1'	-5.22	97.32	101.50
67	B1	2534	C	P-O3'-C3'	-5.22	113.44	119.70
21	A2	963	A	C5-C6-N6	-5.22	119.53	123.70
21	A2	1055	C	O4'-C1'-C2'	-5.22	100.58	105.80
25	AH	88	ARG	CB-CA-C	5.22	120.84	110.40

*Continued on next page...*

*Continued from previous page...*

Mol	Chain	Res	Type	Atoms	Z	Observed(°)	Ideal(°)
67	B1	1818	G	C1'-O4'-C4'	-5.22	105.72	109.90
67	B1	2610	C	O4'-C1'-N1	5.22	112.37	108.20
21	A2	537	G	C4'-C3'-C2'	-5.22	97.38	102.60
67	B1	461	C	C5'-C4'-C3'	-5.22	107.65	116.00
67	B1	1207	G	C4'-C3'-C2'	-5.22	97.38	102.60
67	B1	1740	U	O4'-C4'-C3'	-5.22	98.78	104.00
2	AK	12	THR	CA-CB-OG1	5.21	119.95	109.00
35	BL	8	VAL	CA-CB-CG1	5.21	118.72	110.90
67	B1	100	C	C3'-C2'-C1'	5.21	105.67	101.50
67	B1	472	A	N9-C1'-C2'	5.21	120.78	114.00
67	B1	737	G	C4'-C3'-C2'	-5.21	97.39	102.60
67	B1	754	U	OP1-P-OP2	-5.21	111.78	119.60
67	B1	1459	A	C5'-C4'-C3'	5.21	124.34	116.00
67	B1	1572	C	C4'-C3'-C2'	-5.21	97.39	102.60
21	A2	753	G	C5'-C4'-O4'	5.21	115.36	109.10
21	A2	1047	U	N1-C1'-C2'	5.21	120.78	114.00
67	B1	1222	U	C5'-C4'-C3'	-5.21	107.66	116.00
67	B1	1442	G	O4'-C1'-C2'	5.21	112.29	107.60
67	B1	1679	U	O4'-C1'-C2'	-5.21	100.59	105.80
67	B1	2855	G	C3'-C2'-C1'	-5.21	97.33	101.50
7	AB	117	VAL	CG1-CB-CG2	5.21	119.24	110.90
8	AR	60	TYR	CB-CG-CD1	-5.21	117.87	121.00
10	AD	151	THR	CA-CB-CG2	5.21	119.70	112.40
21	A2	778	G	O4'-C1'-N9	5.21	112.37	108.20
33	BC	296	LYS	N-CA-C	-5.21	96.93	111.00
40	BE	123	ILE	CA-CB-CG1	5.21	120.90	111.00
67	B1	697	U	C1'-O4'-C4'	5.21	114.07	109.90
67	B1	1561	G	O5'-C5'-C4'	-5.21	101.80	111.70
67	B1	1742	C	P-O3'-C3'	5.21	125.95	119.70
67	B1	2167	C	N1-C1'-C2'	5.21	120.78	114.00
67	B1	2386	U	C3'-C2'-C1'	5.21	105.67	101.50
21	A2	712	G	C4'-C3'-C2'	5.21	107.81	102.60
67	B1	50	C	N1-C1'-C2'	-5.21	106.27	112.00
67	B1	179	A	O4'-C1'-N9	5.21	112.37	108.20
67	B1	337	G	O4'-C1'-C2'	5.21	112.29	107.60
67	B1	1649	G	C3'-C2'-C1'	-5.21	97.33	101.50
2	AK	45	ILE	O-C-N	5.21	131.03	122.70
51	Bj	51	PRO	CA-N-CD	-5.21	104.21	111.50
52	BB	238	ARG	CD-NE-CZ	5.21	130.89	123.60
61	Bd	18	PRO	N-CA-CB	5.21	109.55	103.30
67	B1	75	G	C1'-O4'-C4'	-5.21	105.73	109.90
67	B1	375	C	N3-C4-N4	5.21	121.65	118.00

*Continued on next page...*



*Continued from previous page...*

Mol	Chain	Res	Type	Atoms	Z	Observed(°)	Ideal(°)
67	B1	423	G	O4'-C1'-N9	5.21	112.37	108.20
67	B1	584	G	C1'-O4'-C4'	-5.21	105.73	109.90
67	B1	1279	U	O4'-C1'-C2'	-5.21	100.59	105.80
67	B1	1658	A	C5-C6-N1	-5.21	115.10	117.70
67	B1	1950	G	C5'-C4'-C3'	-5.21	107.67	116.00
67	B1	2854	A	OP1-P-OP2	-5.21	111.79	119.60
67	B1	2922	G	O3'-P-O5'	5.21	113.90	104.00
67	B1	3020	G	C4'-C3'-C2'	5.21	107.81	102.60
68	B3	91	G	O4'-C1'-N9	5.21	112.37	108.20
20	A3	121	LEU	C-N-CA	5.21	134.72	121.70
21	A2	918	A	O4'-C1'-N9	5.21	112.37	108.20
25	AH	49	GLY	CA-C-N	5.21	128.65	117.20
43	Bk	107	ARG	CD-NE-CZ	-5.21	116.31	123.60
61	Bd	48	ARG	N-CA-C	-5.21	96.94	111.00
67	B1	281	G	N9-C1'-C2'	5.21	120.77	114.00
67	B1	1377	G	C1'-O4'-C4'	-5.21	105.73	109.90
67	B1	1565	G	C4'-C3'-C2'	5.21	107.81	102.60
67	B1	1709	C	C5'-C4'-C3'	5.21	124.33	116.00
67	B1	2822	G	O4'-C1'-C2'	5.21	112.29	107.60
68	B3	85	C	O4'-C1'-C2'	-5.21	100.59	105.80
21	A2	331	C	N1-C1'-C2'	-5.21	106.28	112.00
67	B1	712	C	OP2-P-O3'	5.21	116.65	105.20
67	B1	1717	C	C1'-O4'-C4'	-5.21	105.74	109.90
68	B3	124	A	P-O5'-C5'	-5.21	112.57	120.90
21	A2	176	U	C5'-C4'-C3'	5.20	124.32	116.00
21	A2	580	G	N9-C1'-C2'	-5.20	106.28	112.00
21	A2	1145	C	O4'-C1'-N1	5.20	112.36	108.20
21	A2	1173	A	C4'-C3'-C2'	5.20	107.80	102.60
21	A2	1422	G	C5'-C4'-O4'	-5.20	102.86	109.10
52	BB	167	ARG	CD-NE-CZ	-5.20	116.32	123.60
67	B1	2100	U	O4'-C1'-N1	5.20	112.36	108.20
67	B1	2640	C	C3'-C2'-C1'	-5.20	97.34	101.50
21	A2	163	C	C3'-C2'-C1'	5.20	105.66	101.50
21	A2	481	C	C1'-O4'-C4'	-5.20	105.74	109.90
67	B1	1132	U	P-O5'-C5'	5.20	129.22	120.90
67	B1	2488	C	C4'-C3'-C2'	5.20	107.80	102.60
67	B1	2537	G	P-O5'-C5'	5.20	129.22	120.90
15	AE	91	VAL	CG1-CB-CG2	5.20	119.22	110.90
21	A2	1249	A	C5'-C4'-O4'	5.20	115.34	109.10
21	A2	1296	U	C3'-C2'-C1'	-5.20	97.34	101.50
46	BA	172	MET	CA-CB-CG	5.20	122.14	113.30
51	Bj	64	LYS	CB-CA-C	5.20	120.80	110.40

*Continued on next page...*

*Continued from previous page...*

Mol	Chain	Res	Type	Atoms	Z	Observed(°)	Ideal(°)
20	B4	2	ALA	CB-CA-C	5.20	117.90	110.10
67	B1	264	G	O4'-C1'-C2'	-5.20	100.60	105.80
67	B1	361	G	O4'-C1'-C2'	-5.20	100.60	105.80
67	B1	917	A	OP1-P-OP2	-5.20	111.80	119.60
67	B1	2955	G	C4'-C3'-C2'	-5.20	97.40	102.60
67	B1	2980	G	C1'-O4'-C4'	-5.20	105.74	109.90
8	AR	102	VAL	CG1-CB-CG2	-5.20	102.58	110.90
21	A2	183	A	O4'-C4'-C3'	-5.20	98.80	104.00
34	B5	54	GLU	N-CA-C	-5.20	96.97	111.00
47	BI	42	ARG	NE-CZ-NH2	5.20	122.90	120.30
53	BD	180	ARG	CG-CD-NE	-5.20	100.89	111.80
67	B1	309	C	P-O3'-C3'	-5.20	113.46	119.70
67	B1	1422	G	C3'-C2'-C1'	-5.20	97.34	101.50
67	B1	2122	G	C1'-O4'-C4'	-5.20	105.74	109.90
67	B1	2775	G	O4'-C4'-C3'	-5.20	98.80	104.00
68	B3	82	C	C4'-C3'-C2'	-5.20	97.40	102.60
21	A2	720	A	P-O3'-C3'	-5.20	113.46	119.70
21	A2	1436	U	C3'-C2'-C1'	-5.20	97.34	101.50
60	BS	18	ALA	N-CA-CB	5.20	117.38	110.10
67	B1	759	G	O4'-C4'-C3'	-5.20	98.80	104.00
67	B1	2137	A	P-O5'-C5'	5.20	129.22	120.90
11	A1	9	A	C4'-C3'-C2'	5.20	107.80	102.60
65	BJ	26	TYR	N-CA-C	-5.20	96.97	111.00
67	B1	575	G	C5'-C4'-C3'	-5.20	107.69	116.00
67	B1	1146	U	O4'-C1'-C2'	-5.20	100.60	105.80
67	B1	2946	C	N1-C1'-C2'	5.20	120.75	114.00
33	BC	163	VAL	CA-CB-CG1	-5.19	103.11	110.90
67	B1	2163	G	N9-C1'-C2'	-5.19	106.29	112.00
67	B1	2947	G	O4'-C1'-N9	5.19	112.36	108.20
21	A2	238	G	O4'-C1'-N9	5.19	112.35	108.20
21	A2	430	G	N3-C2-N2	5.19	123.53	119.90
21	A2	972	C	N1-C1'-C2'	5.19	120.75	114.00
67	B1	1647	C	P-O3'-C3'	-5.19	113.47	119.70
67	B1	2341	G	O4'-C1'-N9	5.19	112.35	108.20
67	B1	2397	C	N1-C1'-C2'	5.19	120.75	114.00
67	B1	2586	A	P-O5'-C5'	5.19	129.21	120.90
18	AF	123	GLU	N-CA-CB	5.19	119.94	110.60
21	A2	394	C	O5'-P-OP1	-5.19	101.03	105.70
21	A2	867	A	N9-C1'-C2'	-5.19	106.29	112.00
21	A2	1091	C	C4'-C3'-C2'	-5.19	97.41	102.60
33	BC	197	ASN	N-CA-CB	5.19	119.94	110.60
67	B1	1236	C	P-O3'-C3'	5.19	125.93	119.70

*Continued on next page...*

*Continued from previous page...*

Mol	Chain	Res	Type	Atoms	Z	Observed(°)	Ideal(°)
67	B1	2071	C	P-O3'-C3'	-5.19	113.47	119.70
67	B1	2635	C	O4'-C1'-N1	5.19	112.35	108.20
67	B1	3046	C	C1'-O4'-C4'	-5.19	105.75	109.90
8	AR	60	TYR	CZ-CE2-CD2	5.19	124.47	119.80
11	A1	77	A	P-O5'-C5'	5.19	129.20	120.90
12	AN	147	ARG	NE-CZ-NH1	5.19	122.89	120.30
21	A2	699	C	P-O3'-C3'	-5.19	113.47	119.70
67	B1	1918	U	O4'-C1'-N1	5.19	112.35	108.20
67	B1	2801	G	C4'-C3'-C2'	-5.19	97.41	102.60
67	B1	2934	C	C1'-O4'-C4'	-5.19	105.75	109.90
21	A2	146	A	C1'-O4'-C4'	-5.19	105.75	109.90
21	A2	947	G	O4'-C1'-C2'	-5.19	100.61	105.80
52	BB	220	ARG	CG-CD-NE	-5.19	100.91	111.80
67	B1	804	C	C3'-C2'-C1'	5.19	105.65	101.50
67	B1	1996	C	N1-C1'-C2'	5.19	120.75	114.00
67	B1	2028	G	O4'-C1'-N9	-5.19	104.05	108.20
67	B1	2329	A	P-O5'-C5'	-5.19	112.60	120.90
67	B1	2430	C	C1'-O4'-C4'	-5.19	105.75	109.90
67	B1	2454	G	OP1-P-OP2	-5.19	111.82	119.60
67	B1	2674	C	C4'-C3'-C2'	-5.19	97.41	102.60
67	B1	2690	U	OP2-P-O3'	5.19	116.61	105.20
18	AF	5	TRP	N-CA-C	5.19	125.00	111.00
21	A2	1320	A	C5'-C4'-C3'	5.19	124.30	116.00
21	A2	1378	A	C5'-C4'-O4'	5.19	115.32	109.10
67	B1	19	G	C5'-C4'-O4'	5.19	115.32	109.10
67	B1	701	G	P-O5'-C5'	5.19	129.20	120.90
67	B1	829	G	C5'-C4'-C3'	5.19	124.30	116.00
67	B1	3030	A	C1'-O4'-C4'	5.19	114.05	109.90
11	A1	47	G	C4'-C3'-C2'	-5.18	97.42	102.60
21	A2	782	A	C4'-C3'-C2'	-5.18	97.42	102.60
21	A2	984	C	N3-C4-C5	-5.18	119.83	121.90
21	A2	1440	G	C3'-C2'-C1'	-5.18	97.35	101.50
40	BE	135	PHE	CB-CG-CD2	-5.18	117.17	120.80
34	BK	54	GLU	N-CA-C	-5.18	97.00	111.00
54	BF	67	ILE	C-N-CA	5.18	134.66	121.70
67	B1	971	G	N9-C1'-C2'	5.18	120.74	114.00
67	B1	1087	G	C1'-O4'-C4'	5.18	114.05	109.90
67	B1	1095	A	O4'-C4'-C3'	-5.18	98.81	104.00
67	B1	1309	G	C3'-C2'-C1'	-5.18	97.35	101.50
67	B1	2162	G	P-O5'-C5'	-5.18	112.60	120.90
67	B1	2433	U	N1-C1'-C2'	5.18	120.74	114.00
67	B1	2674	C	C5'-C4'-C3'	5.18	124.29	116.00

*Continued on next page...*

*Continued from previous page...*

Mol	Chain	Res	Type	Atoms	Z	Observed(°)	Ideal(°)
5	AW	15	ARG	NE-CZ-NH1	5.18	122.89	120.30
21	A2	773	A	OP1-P-OP2	-5.18	111.83	119.60
21	A2	1178	C	C3'-C2'-C1'	5.18	105.65	101.50
35	BL	46	LYS	CA-C-O	-5.18	109.22	120.10
46	BA	173	SER	CB-CA-C	-5.18	100.25	110.10
54	BF	22	GLU	N-CA-CB	5.18	119.93	110.60
67	B1	562	G	OP1-P-OP2	-5.18	111.83	119.60
67	B1	2300	C	P-O3'-C3'	5.18	125.92	119.70
67	B1	2628	U	OP1-P-OP2	-5.18	111.83	119.60
67	B1	2771	G	P-O3'-C3'	5.18	125.92	119.70
21	A2	1388	G	C1'-O4'-C4'	-5.18	105.75	109.90
21	A2	1475	C	N1-C1'-C2'	5.18	120.73	114.00
67	B1	1034	G	P-O3'-C3'	5.18	125.92	119.70
67	B1	1523	A	N9-C1'-C2'	-5.18	106.30	112.00
21	A2	462	A	P-O3'-C3'	5.18	125.92	119.70
21	A2	559	G	O4'-C1'-C2'	-5.18	100.62	105.80
21	A2	874	G	C4'-C3'-C2'	-5.18	97.42	102.60
21	A2	1393	A	O5'-P-OP1	5.18	116.92	110.70
39	Be	38	CYS	N-CA-CB	5.18	119.92	110.60
58	BP	94	ILE	CA-CB-CG1	5.18	120.84	111.00
67	B1	981	A	N9-C1'-C2'	-5.18	106.30	112.00
67	B1	1196	A	O4'-C1'-C2'	-5.18	100.62	105.80
67	B1	1280	C	O4'-C1'-N1	-5.18	104.06	108.20
67	B1	1446	G	C1'-O4'-C4'	5.18	114.04	109.90
67	B1	1483	U	O4'-C1'-C2'	-5.18	100.62	105.80
21	A2	628	G	O4'-C1'-C2'	5.18	112.26	107.60
67	B1	2483	U	O4'-C1'-N1	5.18	112.34	108.20
1	AQ	158	ARG	N-CA-CB	5.18	119.92	110.60
10	AD	116	ARG	NE-CZ-NH2	-5.18	117.71	120.30
16	AJ	16	ARG	CG-CD-NE	-5.18	100.93	111.80
21	A2	194	C	C4'-C3'-C2'	-5.18	97.42	102.60
21	A2	226	G	P-O3'-C3'	-5.18	113.49	119.70
21	A2	448	A	C5-C6-N1	-5.18	115.11	117.70
21	A2	812	U	OP2-P-O3'	5.18	116.59	105.20
21	A2	977	G	C1'-O4'-C4'	-5.18	105.76	109.90
21	A2	1040	A	P-O3'-C3'	-5.18	113.49	119.70
21	A2	1103	G	C4'-C3'-C2'	-5.18	97.42	102.60
41	Ba	63	ILE	CB-CA-C	5.18	121.95	111.60
67	B1	639	C	N3-C4-C5	-5.18	119.83	121.90
68	B3	44	C	P-O5'-C5'	5.18	129.18	120.90
21	A2	781	U	C3'-C2'-C1'	5.17	105.64	101.50
21	A2	1495	U	C1'-O4'-C4'	5.17	114.04	109.90

*Continued on next page...*

*Continued from previous page...*

Mol	Chain	Res	Type	Atoms	Z	Observed(°)	Ideal(°)
23	AT	92	VAL	CA-CB-CG1	-5.17	103.14	110.90
44	BW	26	ALA	CB-CA-C	-5.17	102.34	110.10
67	B1	240	A	C3'-C2'-C1'	5.17	105.64	101.50
67	B1	586	A	C5-C6-N1	-5.17	115.11	117.70
67	B1	1149	C	C5'-C4'-C3'	5.17	124.28	116.00
4	AG	80	GLY	N-CA-C	-5.17	100.17	113.10
56	BH	43	THR	CA-CB-CG2	-5.17	105.16	112.40
67	B1	540	A	OP1-P-O3'	5.17	116.58	105.20
67	B1	1660	A	C5-C6-N1	-5.17	115.11	117.70
4	AG	49	GLU	C-N-CA	5.17	134.63	121.70
11	A1	74	A	C1'-O4'-C4'	-5.17	105.76	109.90
12	AN	33	ARG	NE-CZ-NH2	-5.17	117.72	120.30
15	AE	128	ARG	CG-CD-NE	5.17	122.66	111.80
21	A2	207	G	O4'-C1'-C2'	-5.17	100.63	105.80
21	A2	1122	C	P-O3'-C3'	-5.17	113.49	119.70
23	AT	72	ILE	CA-CB-CG2	5.17	121.24	110.90
52	BB	136	PRO	N-CD-CG	5.17	110.96	103.20
67	B1	228	U	N1-C1'-C2'	5.17	120.72	114.00
67	B1	244	A	C1'-O4'-C4'	-5.17	105.76	109.90
67	B1	1170	G	C5'-C4'-O4'	5.17	115.31	109.10
67	B1	1500	C	C1'-O4'-C4'	-5.17	105.76	109.90
67	B1	1104	A	P-O3'-C3'	5.17	125.90	119.70
67	B1	1626	A	C4'-C3'-C2'	-5.17	97.43	102.60
15	AE	26	TYR	CG-CD1-CE1	-5.17	117.17	121.30
21	A2	903	G	N9-C1'-C2'	5.17	120.72	114.00
21	A2	1105	C	C1'-O4'-C4'	5.17	114.03	109.90
21	A2	1106	A	N9-C1'-C2'	5.17	120.72	114.00
44	BW	43	VAL	N-CA-CB	5.17	122.87	111.50
52	BB	180	TYR	CB-CG-CD2	5.17	124.10	121.00
67	B1	145	C	N3-C4-C5	-5.17	119.83	121.90
67	B1	708	A	O4'-C1'-N9	5.17	112.33	108.20
67	B1	890	G	N9-C1'-C2'	5.17	120.72	114.00
67	B1	2172	G	P-O3'-C3'	5.17	125.90	119.70
68	B3	3	G	O5'-C5'-C4'	-5.17	101.88	111.70
7	AB	78	LYS	CA-C-N	5.17	131.56	117.10
21	A2	87	C	C5'-C4'-O4'	5.17	115.30	109.10
21	A2	794	A	O4'-C1'-N9	-5.17	104.07	108.20
21	A2	880	G	C5'-C4'-O4'	5.17	115.30	109.10
33	BC	251	ARG	N-CA-C	-5.17	97.05	111.00
49	BQ	121	ARG	NE-CZ-NH1	-5.17	117.72	120.30
58	BP	55	TYR	CG-CD2-CE2	-5.17	117.17	121.30
67	B1	265	A	O4'-C1'-N9	5.17	112.33	108.20

*Continued on next page...*

*Continued from previous page...*

Mol	Chain	Res	Type	Atoms	Z	Observed(°)	Ideal(°)
67	B1	734	C	O4'-C1'-C2'	-5.17	100.63	105.80
67	B1	1123	A	C4'-C3'-C2'	-5.17	97.43	102.60
67	B1	1217	U	C3'-C2'-C1'	5.17	105.63	101.50
67	B1	1401	G	C5'-C4'-C3'	-5.17	107.73	116.00
67	B1	2008	G	OP2-P-O3'	5.17	116.56	105.20
67	B1	2235	G	C3'-C2'-C1'	-5.17	97.37	101.50
67	B1	2801	G	O4'-C1'-N9	-5.17	104.07	108.20
21	A2	342	G	O4'-C1'-C2'	5.17	112.25	107.60
21	A2	1370	U	C1'-O4'-C4'	5.17	114.03	109.90
51	Bj	69	PHE	CB-CG-CD2	5.17	124.42	120.80
20	BG	6	TYR	CA-CB-CG	-5.17	103.59	113.40
67	B1	363	G	P-O3'-C3'	5.17	125.90	119.70
67	B1	2218	C	C4'-C3'-C2'	-5.17	97.44	102.60
11	A1	36	A	C4'-C3'-C2'	-5.16	97.44	102.60
21	A2	340	A	O4'-C4'-C3'	-5.16	98.84	104.00
21	A2	693	C	C5'-C4'-O4'	5.16	115.30	109.10
67	B1	1504	C	O4'-C1'-C2'	-5.16	100.64	105.80
67	B1	2122	G	N9-C1'-C2'	5.16	120.71	114.00
67	B1	2219	A	P-O3'-C3'	-5.16	113.50	119.70
67	B1	3011	G	C3'-C2'-C1'	5.16	105.63	101.50
21	A2	397	C	P-O3'-C3'	-5.16	113.51	119.70
39	Be	55	TRP	CB-CG-CD1	-5.16	120.29	127.00
66	Bl	2	LYS	N-CA-C	-5.16	97.06	111.00
67	B1	1621	G	P-O5'-C5'	5.16	129.16	120.90
6	AC	48	ALA	N-CA-CB	5.16	117.32	110.10
21	A2	141	C	N1-C1'-C2'	-5.16	106.32	112.00
27	A0	60	U	C5'-C4'-C3'	-5.16	107.74	116.00
30	AU	43	ARG	CD-NE-CZ	5.16	130.82	123.60
28	B6	68	TYR	CD1-CG-CD2	5.16	123.58	117.90
67	B1	1163	U	O4'-C1'-C2'	-5.16	100.64	105.80
67	B1	2132	C	P-O3'-C3'	-5.16	113.51	119.70
67	B1	2404	G	O4'-C4'-C3'	-5.16	98.84	104.00
67	B1	2552	C	C3'-C2'-C1'	5.16	105.63	101.50
67	B1	2627	C	O4'-C4'-C3'	-5.16	98.84	104.00
2	AK	2	ARG	NE-CZ-NH2	-5.16	117.72	120.30
21	A2	512	U	O4'-C1'-N1	5.16	112.33	108.20
20	B4	88	ALA	O-C-N	-5.16	114.45	122.70
67	B1	778	A	O5'-P-OP2	5.16	116.89	110.70
67	B1	783	C	O5'-P-OP1	5.16	116.89	110.70
67	B1	2516	G	O4'-C1'-N9	-5.16	104.07	108.20
67	B1	2797	C	P-O3'-C3'	5.16	125.89	119.70
68	B3	22	C	P-O3'-C3'	5.16	125.89	119.70

*Continued on next page...*

*Continued from previous page...*

Mol	Chain	Res	Type	Atoms	Z	Observed(°)	Ideal(°)
43	Bk	204	ASP	CB-CG-OD2	5.16	122.94	118.30
46	BA	63	ALA	N-CA-CB	5.16	117.32	110.10
67	B1	558	C	C3'-C2'-C1'	5.16	105.62	101.50
7	AB	141	VAL	CB-CA-C	-5.16	101.61	111.40
11	A1	67	C	O4'-C1'-C2'	-5.16	100.64	105.80
12	AN	147	ARG	NE-CZ-NH2	5.16	122.88	120.30
21	A2	225	U	O4'-C1'-N1	5.16	112.32	108.20
21	A2	1094	U	N1-C1'-C2'	5.16	120.70	114.00
21	A2	1272	G	C3'-C2'-C1'	-5.16	97.38	101.50
28	AV	72	TYR	CB-CG-CD1	5.16	124.09	121.00
67	B1	124	C	C4'-C3'-C2'	-5.16	97.44	102.60
67	B1	823	G	N9-C1'-C2'	5.16	120.70	114.00
67	B1	1010	G	O4'-C1'-N9	5.16	112.32	108.20
67	B1	1105	C	O4'-C1'-C2'	-5.16	100.64	105.80
21	A2	1138	G	N9-C1'-C2'	-5.15	106.33	112.00
47	BI	78	THR	CA-CB-OG1	5.15	119.82	109.00
67	B1	137	A	N9-C1'-C2'	-5.15	106.33	112.00
67	B1	144	A	O4'-C1'-N9	5.15	112.32	108.20
67	B1	1041	U	P-O3'-C3'	-5.15	113.52	119.70
67	B1	1825	G	C1'-O4'-C4'	5.15	114.02	109.90
1	AQ	135	TYR	CB-CG-CD1	-5.15	117.91	121.00
7	AB	177	TYR	CD1-CG-CD2	-5.15	112.23	117.90
21	A2	550	G	O4'-C1'-C2'	5.15	112.24	107.60
21	A2	1270	C	O4'-C1'-C2'	-5.15	100.65	105.80
21	A2	1297	G	C5'-C4'-O4'	-5.15	102.92	109.10
35	BL	45	SER	N-CA-C	-5.15	97.09	111.00
39	Be	40	PHE	CB-CG-CD1	-5.15	117.19	120.80
67	B1	170	A	C1'-O4'-C4'	5.15	114.02	109.90
67	B1	579	C	C3'-C2'-C1'	5.15	105.62	101.50
67	B1	797	C	N1-C1'-C2'	-5.15	106.33	112.00
67	B1	1226	G	C5'-C4'-C3'	5.15	124.24	116.00
67	B1	1794	C	C3'-C2'-C1'	5.15	105.62	101.50
67	B1	1903	G	OP1-P-OP2	-5.15	111.87	119.60
67	B1	2420	C	C1'-O4'-C4'	5.15	114.02	109.90
68	B3	108	G	O4'-C1'-C2'	5.15	112.24	107.60
11	A1	69	G	C4'-C3'-C2'	-5.15	97.45	102.60
21	A2	104	A	O4'-C1'-C2'	-5.15	100.65	105.80
21	A2	240	U	O5'-P-OP1	-5.15	101.06	105.70
21	A2	748	A	O4'-C4'-C3'	-5.15	98.85	104.00
21	A2	976	A	C5'-C4'-C3'	-5.15	107.76	116.00
27	A0	20	U	C5'-C4'-O4'	5.15	115.28	109.10
67	B1	177	G	N9-C1'-C2'	5.15	120.70	114.00

*Continued on next page...*

*Continued from previous page...*

Mol	Chain	Res	Type	Atoms	Z	Observed(°)	Ideal(°)
67	B1	1822	G	O4'-C1'-C2'	5.15	112.23	107.60
67	B1	2043	A	O4'-C1'-N9	-5.15	104.08	108.20
68	B3	115	C	O4'-C1'-C2'	-5.15	100.65	105.80
21	A2	507	G	C1'-O4'-C4'	-5.15	105.78	109.90
67	B1	1581	A	O4'-C1'-N9	5.15	112.32	108.20
67	B1	2123	G	O4'-C1'-N9	5.15	112.32	108.20
21	A2	1412	A	P-O5'-C5'	-5.15	112.66	120.90
45	Bi	33	ARG	NE-CZ-NH2	-5.15	117.73	120.30
62	BN	81	ASN	N-CA-CB	5.15	119.87	110.60
67	B1	641	G	C5'-C4'-O4'	5.15	115.28	109.10
67	B1	1060	C	O4'-C1'-C2'	-5.15	100.65	105.80
67	B1	1284	C	C3'-C2'-C1'	5.15	105.62	101.50
67	B1	1709	C	P-O5'-C5'	5.15	129.14	120.90
67	B1	1831	C	P-O5'-C5'	-5.15	112.66	120.90
67	B1	2364	G	C5'-C4'-C3'	5.15	124.23	116.00
67	B1	2891	A	C2'-C3'-O3'	5.15	121.94	113.70
11	A1	2	G	N9-C1'-C2'	5.15	120.69	114.00
16	AJ	30	ARG	NE-CZ-NH2	-5.15	117.73	120.30
21	A2	729	G	O4'-C1'-N9	5.15	112.32	108.20
52	BB	25	ARG	N-CA-CB	5.15	119.86	110.60
67	B1	813	G	C4'-C3'-C2'	5.15	107.75	102.60
21	A2	217	C	O3'-P-O5'	5.14	113.77	104.00
21	A2	303	G	O5'-P-OP1	5.14	116.87	110.70
21	A2	612	C	C5'-C4'-O4'	-5.14	102.93	109.10
21	A2	1324	U	C3'-C2'-C1'	5.14	105.61	101.50
21	A2	1343	C	P-O3'-C3'	-5.14	113.53	119.70
50	BV	43	MET	CG-SD-CE	-5.14	91.97	100.20
53	BD	28	PRO	CA-N-CD	-5.14	104.30	111.50
67	B1	1187	A	C5'-C4'-O4'	5.14	115.27	109.10
67	B1	2754	A	C5'-C4'-O4'	5.14	115.27	109.10
67	B1	2917	G	P-O5'-C5'	-5.14	112.67	120.90
21	A2	387	G	C1'-O4'-C4'	-5.14	105.79	109.90
21	A2	757	G	C3'-C2'-C1'	-5.14	97.39	101.50
27	A0	68	G	C3'-C2'-C1'	-5.14	97.39	101.50
43	Bk	39	SER	CB-CA-C	5.14	119.87	110.10
67	B1	167	G	O4'-C1'-N9	5.14	112.31	108.20
67	B1	308	C	C5'-C4'-O4'	5.14	115.27	109.10
67	B1	1925	A	O4'-C1'-N9	-5.14	104.09	108.20
67	B1	2790	C	C1'-O4'-C4'	-5.14	105.79	109.90
67	B1	2968	G	P-O5'-C5'	-5.14	112.67	120.90
67	B1	1472	U	C3'-C2'-C1'	5.14	105.61	101.50
67	B1	2372	C	O4'-C1'-N1	5.14	112.31	108.20

*Continued on next page...*



*Continued from previous page...*

Mol	Chain	Res	Type	Atoms	Z	Observed(°)	Ideal(°)
67	B1	2395	C	C1'-O4'-C4'	-5.14	105.79	109.90
67	B1	2786	G	N9-C1'-C2'	-5.14	106.34	112.00
21	A2	296	A	O5'-P-OP2	5.14	116.87	110.70
21	A2	804	U	O3'-P-O5'	5.14	113.76	104.00
21	A2	1458	A	C2'-C3'-O3'	5.14	121.92	113.70
47	BI	93	ALA	N-CA-CB	5.14	117.29	110.10
67	B1	3023	G	C4'-C3'-C2'	-5.14	97.46	102.60
68	B3	1	C	O4'-C1'-C2'	-5.14	100.66	105.80
67	B1	874	U	C3'-C2'-C1'	5.14	105.61	101.50
67	B1	1728	C	C5'-C4'-O4'	5.14	115.27	109.10
67	B1	1894	A	C1'-O4'-C4'	5.14	114.01	109.90
67	B1	1934	C	P-O3'-C3'	-5.14	113.53	119.70
14	AM	20	TYR	CB-CG-CD2	5.14	124.08	121.00
21	A2	628	G	C3'-C2'-C1'	-5.14	97.39	101.50
21	A2	1009	G	P-O3'-C3'	5.14	125.86	119.70
34	BK	48	MET	CG-SD-CE	-5.14	91.98	100.20
67	B1	386	A	P-O3'-C3'	-5.14	113.54	119.70
67	B1	810	A	N9-C1'-C2'	5.14	120.68	114.00
67	B1	1411	G	O4'-C1'-N9	-5.14	104.09	108.20
67	B1	1762	G	O4'-C1'-N9	5.14	112.31	108.20
67	B1	2218	C	P-O3'-C3'	5.14	125.86	119.70
2	AK	81	ALA	CB-CA-C	-5.13	102.40	110.10
21	A2	640	U	O4'-C1'-N1	5.13	112.31	108.20
21	A2	1058	G	O4'-C4'-C3'	-5.13	98.87	104.00
21	A2	1403	U	C1'-O4'-C4'	5.13	114.01	109.90
31	BY	75	ILE	CA-CB-CG1	5.13	120.76	111.00
45	Bi	68	TYR	CA-CB-CG	-5.13	103.64	113.40
56	BH	5	VAL	N-CA-C	-5.13	97.14	111.00
67	B1	477	C	OP1-P-O3'	5.13	116.50	105.20
67	B1	1171	G	O4'-C4'-C3'	-5.13	98.87	104.00
67	B1	1649	G	O4'-C1'-C2'	5.13	112.22	107.60
67	B1	1959	C	O4'-C1'-C2'	-5.13	100.67	105.80
67	B1	2914	U	P-O3'-C3'	-5.13	113.54	119.70
41	Ba	73	LYS	N-CA-CB	5.13	119.84	110.60
67	B1	598	C	O4'-C1'-N1	5.13	112.31	108.20
67	B1	1781	C	O4'-C1'-N1	5.13	112.31	108.20
21	A2	412	U	O4'-C4'-C3'	-5.13	98.87	104.00
21	A2	514	U	C4'-C3'-C2'	5.13	107.73	102.60
21	A2	1039	C	P-O5'-C5'	-5.13	112.69	120.90
21	A2	1486	A	C1'-O4'-C4'	5.13	114.00	109.90
26	AP	53	ARG	CD-NE-CZ	5.13	130.78	123.60
27	A0	13	U	O4'-C1'-N1	5.13	112.31	108.20

*Continued on next page...*

*Continued from previous page...*

Mol	Chain	Res	Type	Atoms	Z	Observed(°)	Ideal(°)
67	B1	410	C	C1'-O4'-C4'	5.13	114.00	109.90
67	B1	796	C	C5'-C4'-O4'	-5.13	102.94	109.10
67	B1	2208	C	O4'-C1'-C2'	-5.13	100.67	105.80
67	B1	2485	C	C3'-C2'-C1'	5.13	105.61	101.50
67	B1	2653	G	O4'-C1'-C2'	5.13	112.22	107.60
68	B3	114	G	OP1-P-O3'	5.13	116.49	105.20
21	A2	117	C	O4'-C4'-C3'	-5.13	98.87	104.00
33	BC	318	ARG	NE-CZ-NH1	-5.13	117.73	120.30
50	BV	50	LEU	C-N-CA	5.13	134.53	121.70
52	BB	238	ARG	N-CA-CB	5.13	119.83	110.60
67	B1	1791	A	O4'-C1'-C2'	-5.13	100.67	105.80
67	B1	2197	U	N1-C1'-C2'	5.13	120.67	114.00
21	A2	1303	C	O4'-C4'-C3'	-5.13	98.87	104.00
67	B1	209	G	O4'-C1'-C2'	-5.13	100.67	105.80
67	B1	650	C	C3'-C2'-C1'	5.13	105.60	101.50
67	B1	757	C	C3'-C2'-C1'	5.13	105.60	101.50
67	B1	1016	C	N3-C4-C5	-5.13	119.85	121.90
67	B1	1621	G	C3'-C2'-C1'	5.13	105.60	101.50
67	B1	2767	C	C1'-O4'-C4'	-5.13	105.80	109.90
7	AB	21	THR	CA-CB-CG2	-5.13	105.22	112.40
10	AD	93	LEU	CB-CG-CD2	5.13	119.72	111.00
21	A2	573	C	P-O5'-C5'	-5.13	112.70	120.90
21	A2	618	G	C4'-C3'-C2'	-5.13	97.47	102.60
67	B1	130	G	O4'-C1'-N9	-5.13	104.10	108.20
67	B1	668	G	O4'-C1'-C2'	5.13	112.21	107.60
67	B1	722	C	N1-C1'-C2'	5.13	120.66	114.00
67	B1	1021	G	O4'-C1'-N9	5.13	112.30	108.20
67	B1	2620	G	C1'-O4'-C4'	-5.13	105.80	109.90
67	B1	2631	C	O4'-C1'-N1	5.13	112.30	108.20
2	AK	79	ARG	NE-CZ-NH2	-5.12	117.74	120.30
12	AN	4	LYS	N-CA-C	-5.12	97.16	111.00
21	A2	357	C	P-O3'-C3'	5.12	125.85	119.70
21	A2	882	C	O4'-C1'-N1	5.12	112.30	108.20
21	A2	1190	C	C3'-C2'-C1'	5.12	105.60	101.50
67	B1	2549	A	O4'-C1'-N9	5.12	112.30	108.20
10	AD	52	ARG	CB-CA-C	-5.12	100.15	110.40
10	AD	141	SER	N-CA-CB	5.12	118.19	110.50
11	A1	21	G	C5'-C4'-O4'	5.12	115.25	109.10
21	A2	364	U	C1'-O4'-C4'	5.12	114.00	109.90
21	A2	701	G	C4'-C3'-C2'	-5.12	97.48	102.60
21	A2	1260	G	O4'-C1'-N9	5.12	112.30	108.20
51	Bj	69	PHE	CB-CG-CD1	-5.12	117.21	120.80

*Continued on next page...*

*Continued from previous page...*

Mol	Chain	Res	Type	Atoms	Z	Observed(°)	Ideal(°)
67	B1	1604	G	O5'-P-OP1	-5.12	101.09	105.70
67	B1	1713	G	C5'-C4'-O4'	5.12	115.25	109.10
67	B1	2001	U	OP1-P-OP2	-5.12	111.91	119.60
67	B1	2530	G	C3'-C2'-C1'	-5.12	97.40	101.50
67	B1	2764	G	O4'-C4'-C3'	5.12	110.20	106.10
21	A2	1288	C	O4'-C1'-C2'	-5.12	100.68	105.80
38	Bb	62	SER	N-CA-C	-5.12	97.17	111.00
29	AL	45	ILE	N-CA-C	-5.12	97.18	111.00
38	Bb	62	SER	C-N-CA	5.12	134.50	121.70
46	BA	50	VAL	N-CA-C	-5.12	97.17	111.00
67	B1	2231	G	N9-C1'-C2'	5.12	120.66	114.00
67	B1	2927	A	C5'-C4'-O4'	-5.12	102.96	109.10
6	AC	118	ARG	NE-CZ-NH2	-5.12	117.74	120.30
11	A1	14	A	C4'-C3'-C2'	-5.12	97.48	102.60
21	A2	105	C	P-O5'-C5'	5.12	129.09	120.90
21	A2	832	G	C3'-C2'-C1'	-5.12	97.41	101.50
28	AV	78	MET	CA-CB-CG	5.12	122.00	113.30
52	BB	233	ARG	NH1-CZ-NH2	5.12	125.03	119.40
20	BG	33	ARG	CB-CA-C	-5.12	100.16	110.40
67	B1	89	C	O4'-C1'-C2'	-5.12	100.68	105.80
67	B1	734	C	O4'-C1'-N1	5.12	112.30	108.20
67	B1	931	C	C3'-C2'-C1'	5.12	105.59	101.50
67	B1	1167	A	O4'-C1'-N9	5.12	112.29	108.20
67	B1	1341	U	O5'-P-OP1	5.12	116.84	110.70
67	B1	1412	C	C4'-C3'-C2'	-5.12	97.48	102.60
67	B1	2234	C	O5'-C5'-C4'	-5.12	101.97	111.70
67	B1	2941	A	C5'-C4'-O4'	-5.12	102.96	109.10
1	AQ	105	LEU	CB-CA-C	-5.12	100.48	110.20
25	AH	148	VAL	CG1-CB-CG2	-5.12	102.71	110.90
27	A0	73	G	C4'-C3'-C2'	-5.12	97.48	102.60
67	B1	206	A	O4'-C1'-C2'	-5.12	100.68	105.80
67	B1	921	C	C4'-C3'-C2'	-5.12	97.48	102.60
4	AG	4	PHE	N-CA-CB	5.12	119.81	110.60
67	B1	1037	C	P-O5'-C5'	-5.12	112.71	120.90
67	B1	1191	C	O4'-C1'-C2'	-5.12	100.68	105.80
67	B1	2850	G	C3'-C2'-C1'	-5.12	97.41	101.50
21	A2	254	G	P-O5'-C5'	-5.11	112.72	120.90
21	A2	1251	C	C4'-C3'-C2'	-5.11	97.49	102.60
21	A2	1311	C	C5'-C4'-C3'	-5.11	107.82	116.00
27	A0	71	G	O5'-C5'-C4'	-5.11	101.99	111.70
29	AL	39	PRO	C-N-CA	5.11	134.49	121.70
20	BG	108	ARG	NE-CZ-NH2	-5.11	117.74	120.30

*Continued on next page...*

*Continued from previous page...*

Mol	Chain	Res	Type	Atoms	Z	Observed(°)	Ideal(°)
67	B1	1138	C	O5'-C5'-C4'	-5.11	101.99	111.70
67	B1	1565	G	P-O3'-C3'	-5.11	113.56	119.70
67	B1	1670	A	O4'-C1'-C2'	5.11	112.20	107.60
67	B1	2041	U	O4'-C1'-N1	5.11	112.29	108.20
67	B1	2467	C	O4'-C1'-C2'	-5.11	100.69	105.80
67	B1	2636	C	C1'-O4'-C4'	-5.11	105.81	109.90
68	B3	10	U	O4'-C1'-N1	5.11	112.29	108.20
21	A2	308	G	C5'-C4'-C3'	5.11	124.18	116.00
47	BI	67	TYR	CG-CD2-CE2	-5.11	117.21	121.30
67	B1	371	U	O4'-C1'-N1	5.11	112.29	108.20
67	B1	632	G	C3'-C2'-C1'	-5.11	97.41	101.50
67	B1	1899	C	C4'-C3'-C2'	-5.11	97.49	102.60
67	B1	1994	G	C3'-C2'-C1'	5.11	105.59	101.50
67	B1	2060	A	O4'-C1'-N9	-5.11	104.11	108.20
67	B1	2100	U	OP1-P-OP2	-5.11	111.93	119.60
67	B1	2337	G	O4'-C1'-C2'	-5.11	100.69	105.80
67	B1	2636	C	O4'-C1'-C2'	-5.11	100.69	105.80
15	AE	81	TYR	CB-CG-CD1	-5.11	117.93	121.00
21	A2	232	G	P-O3'-C3'	-5.11	113.57	119.70
21	A2	240	U	O4'-C1'-C2'	-5.11	100.69	105.80
21	A2	615	G	O4'-C1'-N9	5.11	112.29	108.20
49	BQ	24	ILE	N-CA-C	-5.11	97.20	111.00
50	BV	1	MET	CA-CB-CG	5.11	121.99	113.30
28	B6	33	ARG	NE-CZ-NH2	-5.11	117.75	120.30
65	BJ	136	ILE	N-CA-CB	5.11	122.56	110.80
67	B1	514	U	C1'-O4'-C4'	5.11	113.99	109.90
67	B1	702	G	O5'-P-OP2	5.11	116.83	110.70
67	B1	1593	C	P-O3'-C3'	5.11	125.83	119.70
67	B1	1866	G	P-O3'-C3'	5.11	125.83	119.70
67	B1	2264	G	O3'-P-O5'	5.11	113.71	104.00
21	A2	132	G	C3'-C2'-C1'	-5.11	97.41	101.50
21	A2	797	U	O4'-C4'-C3'	-5.11	98.89	104.00
21	A2	957	A	N9-C1'-C2'	-5.11	106.38	112.00
33	BC	221	VAL	N-CA-CB	5.11	122.74	111.50
34	B5	16	ARG	C-N-CA	5.11	134.47	121.70
39	Be	2	GLY	N-CA-C	-5.11	100.33	113.10
67	B1	347	G	P-O5'-C5'	-5.11	112.73	120.90
67	B1	2146	C	C5'-C4'-O4'	5.11	115.23	109.10
11	A1	30	G	O4'-C1'-C2'	5.11	112.20	107.60
18	AF	13	LEU	CB-CG-CD2	-5.11	102.32	111.00
21	A2	319	U	C3'-C2'-C1'	5.11	105.59	101.50
21	A2	451	A	C5-C6-N6	-5.11	119.61	123.70

*Continued on next page...*

*Continued from previous page...*

Mol	Chain	Res	Type	Atoms	Z	Observed(°)	Ideal(°)
21	A2	996	A	O4'-C1'-N9	5.11	112.29	108.20
27	A0	52	G	O4'-C4'-C3'	-5.11	98.89	104.00
31	BY	22	THR	N-CA-CB	5.11	120.00	110.30
61	Bd	70	HIS	CA-CB-CG	-5.11	104.92	113.60
67	B1	356	C	C5'-C4'-C3'	5.11	124.17	116.00
67	B1	1141	C	C1'-O4'-C4'	-5.11	105.81	109.90
67	B1	1508	A	C1'-O4'-C4'	-5.11	105.81	109.90
67	B1	1511	C	O4'-C1'-N1	5.11	112.29	108.20
67	B1	1674	G	OP1-P-O3'	5.11	116.44	105.20
67	B1	2112	C	O4'-C1'-C2'	-5.11	100.69	105.80
67	B1	2912	G	C2'-C3'-O3'	5.11	121.87	113.70
21	A2	1177	C	P-O3'-C3'	-5.11	113.57	119.70
21	A2	1231	G	O4'-C1'-C2'	-5.11	100.69	105.80
21	A2	1299	A	O5'-P-OP2	5.11	116.83	110.70
21	A2	1327	C	O4'-C1'-C2'	-5.11	100.69	105.80
21	A2	1477	U	P-O3'-C3'	-5.11	113.57	119.70
24	AA	26	PHE	CA-C-O	5.11	130.82	120.10
33	BC	242	ARG	NH1-CZ-NH2	5.11	125.02	119.40
43	Bk	33	MET	N-CA-C	-5.11	97.21	111.00
47	BI	137	PHE	CB-CG-CD2	-5.11	117.23	120.80
67	B1	497	G	N9-C1'-C2'	5.11	120.64	114.00
67	B1	629	G	C3'-C2'-C1'	5.11	105.58	101.50
2	AK	47	GLU	O-C-N	-5.10	111.40	121.10
67	B1	946	U	O3'-P-O5'	5.10	113.70	104.00
67	B1	1164	C	C5'-C4'-O4'	5.10	115.22	109.10
67	B1	2629	U	C3'-C2'-C1'	5.10	105.58	101.50
21	A2	33	U	C5'-C4'-C3'	5.10	124.17	116.00
21	A2	1046	G	C1'-O4'-C4'	-5.10	105.82	109.90
21	A2	1172	A	OP1-P-O3'	5.10	116.42	105.20
21	A2	1425	C	O4'-C1'-N1	5.10	112.28	108.20
59	BM	171	GLY	O-C-N	-5.10	114.54	122.70
67	B1	43	G	C4'-C3'-C2'	-5.10	97.50	102.60
67	B1	930	G	N9-C1'-C2'	5.10	120.63	114.00
67	B1	1263	C	C3'-C2'-C1'	-5.10	97.42	101.50
67	B1	1763	A	C5'-C4'-C3'	-5.10	107.84	116.00
67	B1	2625	C	N1-C1'-C2'	5.10	120.63	114.00
6	AC	171	LEU	N-CA-C	-5.10	97.23	111.00
21	A2	156	A	OP1-P-O3'	5.10	116.42	105.20
21	A2	878	U	O4'-C1'-C2'	5.10	112.19	107.60
21	A2	1149	C	P-O3'-C3'	5.10	125.82	119.70
67	B1	825	C	P-O5'-C5'	-5.10	112.74	120.90
67	B1	2136	G	O4'-C1'-N9	5.10	112.28	108.20

*Continued on next page...*

*Continued from previous page...*

Mol	Chain	Res	Type	Atoms	Z	Observed(°)	Ideal(°)
20	A3	52	ILE	CB-CA-C	5.10	121.80	111.60
21	A2	92	G	N9-C1'-C2'	-5.10	106.39	112.00
21	A2	563	U	O4'-C1'-N1	5.10	112.28	108.20
33	BC	339	ARG	NH1-CZ-NH2	5.10	125.01	119.40
20	BG	63	VAL	N-CA-CB	-5.10	100.28	111.50
67	B1	409	C	P-O5'-C5'	5.10	129.06	120.90
67	B1	731	C	C3'-C2'-C1'	5.10	105.58	101.50
67	B1	789	G	C4'-C3'-C2'	5.10	107.70	102.60
67	B1	1213	G	P-O3'-C3'	5.10	125.82	119.70
67	B1	1386	G	C1'-O4'-C4'	-5.10	105.82	109.90
67	B1	1577	C	P-O3'-C3'	5.10	125.82	119.70
67	B1	2154	G	O4'-C1'-C2'	-5.10	100.70	105.80
6	AC	6	TYR	CB-CG-CD2	-5.10	117.94	121.00
21	A2	1046	G	O4'-C1'-N9	5.10	112.28	108.20
21	A2	1472	G	C5'-C4'-C3'	5.10	124.16	116.00
34	B5	68	ASP	CB-CG-OD1	5.10	122.89	118.30
62	BN	150	ARG	NE-CZ-NH2	5.10	122.85	120.30
67	B1	1118	A	C4'-C3'-C2'	-5.10	97.50	102.60
67	B1	1988	U	OP2-P-O3'	5.10	116.41	105.20
67	B1	2307	C	C4'-C3'-C2'	5.10	107.70	102.60
67	B1	2470	U	C1'-O4'-C4'	5.10	113.98	109.90
21	A2	290	C	C3'-C2'-C1'	5.10	105.58	101.50
47	BI	94	PHE	CB-CG-CD1	-5.10	117.23	120.80
67	B1	1851	U	N1-C1'-C2'	5.10	120.62	114.00
4	AG	83	ARG	NE-CZ-NH2	-5.09	117.75	120.30
21	A2	332	C	C5'-C4'-C3'	5.09	124.15	116.00
21	A2	358	G	N9-C1'-C2'	-5.09	106.40	112.00
21	A2	965	G	O4'-C4'-C3'	-5.09	98.91	104.00
36	Bf	49	LEU	CD1-CG-CD2	5.09	125.78	110.50
38	Bb	30	ARG	NE-CZ-NH1	5.09	122.85	120.30
67	B1	1218	C	C5'-C4'-C3'	-5.09	107.85	116.00
67	B1	1835	A	O4'-C1'-N9	-5.09	104.12	108.20
67	B1	2415	C	C3'-C2'-C1'	5.09	105.58	101.50
20	A3	86	LEU	N-CA-CB	5.09	120.59	110.40
21	A2	198	A	O4'-C1'-N9	5.09	112.27	108.20
21	A2	887	G	O4'-C1'-N9	5.09	112.27	108.20
28	AV	45	ASP	N-CA-CB	5.09	119.77	110.60
53	BD	58	THR	N-CA-CB	5.09	119.98	110.30
67	B1	783	C	O4'-C1'-N1	5.09	112.27	108.20
21	A2	974	G	O4'-C1'-N9	-5.09	104.13	108.20
21	A2	1001	A	OP2-P-O3'	5.09	116.40	105.20
25	AH	89	GLU	CA-CB-CG	5.09	124.60	113.40

*Continued on next page...*

*Continued from previous page...*

Mol	Chain	Res	Type	Atoms	Z	Observed(°)	Ideal(°)
26	AP	46	VAL	CA-CB-CG1	5.09	118.54	110.90
44	BW	48	ARG	NH1-CZ-NH2	-5.09	113.80	119.40
52	BB	204	PHE	CB-CG-CD2	-5.09	117.24	120.80
63	Bg	3	ARG	CA-CB-CG	5.09	124.60	113.40
63	Bg	18	LEU	N-CA-CB	-5.09	100.22	110.40
67	B1	106	G	C1'-O4'-C4'	-5.09	105.83	109.90
67	B1	244	A	C4'-C3'-C2'	5.09	107.69	102.60
67	B1	2032	G	P-O3'-C3'	5.09	125.81	119.70
67	B1	2161	A	C1'-O4'-C4'	5.09	113.97	109.90
67	B1	2562	G	C5'-C4'-O4'	5.09	115.21	109.10
21	A2	227	C	O4'-C1'-C2'	-5.09	100.71	105.80
21	A2	670	C	P-O5'-C5'	5.09	129.04	120.90
21	A2	1478	A	O4'-C4'-C3'	-5.09	98.91	104.00
27	A0	61	C	O4'-C1'-C2'	-5.09	100.71	105.80
32	BO	83	ALA	N-CA-CB	5.09	117.22	110.10
35	BL	51	ILE	N-CA-C	-5.09	97.26	111.00
52	BB	128	TYR	CB-CG-CD2	-5.09	117.95	121.00
60	BS	40	ARG	CB-CA-C	5.09	120.58	110.40
67	B1	243	G	O5'-P-OP2	5.09	116.81	110.70
67	B1	404	G	C4'-C3'-C2'	-5.09	97.51	102.60
67	B1	721	G	O4'-C1'-N9	5.09	112.27	108.20
67	B1	943	G	C3'-C2'-C1'	5.09	105.57	101.50
67	B1	1216	A	C5'-C4'-O4'	5.09	115.21	109.10
67	B1	1468	G	O5'-C5'-C4'	-5.09	102.03	111.70
67	B1	1518	G	C1'-O4'-C4'	5.09	113.97	109.90
67	B1	1601	G	C5'-C4'-C3'	5.09	124.14	116.00
67	B1	1666	G	OP1-P-O3'	5.09	116.40	105.20
67	B1	2298	C	O4'-C1'-N1	5.09	112.27	108.20
21	A2	164	A	P-O3'-C3'	5.09	125.81	119.70
21	A2	1250	C	C5'-C4'-C3'	-5.09	107.86	116.00
27	A0	30	G	O4'-C1'-C2'	-5.09	100.71	105.80
67	B1	336	C	C4'-C3'-C2'	-5.09	97.51	102.60
67	B1	419	G	C5'-C4'-C3'	-5.09	107.86	116.00
67	B1	982	G	OP1-P-OP2	-5.09	111.97	119.60
21	A2	74	U	C4'-C3'-C2'	5.09	107.69	102.60
40	BE	24	ARG	NE-CZ-NH2	-5.09	117.76	120.30
54	BF	151	ALA	N-CA-CB	5.09	117.22	110.10
60	BS	26	ARG	NE-CZ-NH1	5.09	122.84	120.30
67	B1	1408	G	O4'-C1'-C2'	-5.09	100.71	105.80
67	B1	1569	A	O4'-C4'-C3'	-5.09	98.91	104.00
67	B1	1632	U	N1-C1'-C2'	-5.09	106.40	112.00
67	B1	1947	A	O4'-C1'-N9	-5.09	104.13	108.20

*Continued on next page...*

*Continued from previous page...*

Mol	Chain	Res	Type	Atoms	Z	Observed(°)	Ideal(°)
67	B1	2098	C	C3'-C2'-C1'	5.09	105.57	101.50
67	B1	2275	G	C1'-O4'-C4'	5.09	113.97	109.90
68	B3	66	A	P-O5'-C5'	5.09	129.04	120.90
6	AC	140	ARG	NH1-CZ-NH2	5.08	124.99	119.40
21	A2	133	G	P-O3'-C3'	5.08	125.80	119.70
21	A2	219	C	C5'-C4'-C3'	5.08	124.14	116.00
49	BQ	115	ILE	CB-CA-C	5.08	121.77	111.60
67	B1	2862	A	P-O5'-C5'	-5.08	112.76	120.90
1	AQ	103	VAL	CA-CB-CG2	-5.08	103.27	110.90
21	A2	710	G	C1'-O4'-C4'	-5.08	105.83	109.90
21	A2	1156	A	C3'-C2'-C1'	5.08	105.57	101.50
67	B1	113	C	O4'-C1'-C2'	-5.08	100.72	105.80
67	B1	671	G	C5'-C4'-C3'	-5.08	107.86	116.00
67	B1	802	G	P-O5'-C5'	5.08	129.03	120.90
67	B1	888	U	P-O5'-C5'	5.08	129.03	120.90
67	B1	1055	C	C5'-C4'-O4'	5.08	115.20	109.10
67	B1	1491	U	C1'-O4'-C4'	5.08	113.97	109.90
67	B1	2627	C	P-O5'-C5'	-5.08	112.77	120.90
10	AD	30	MET	CG-SD-CE	-5.08	92.07	100.20
21	A2	975	A	O3'-P-O5'	5.08	113.65	104.00
29	AL	49	THR	CA-CB-CG2	-5.08	105.29	112.40
67	B1	40	G	OP1-P-OP2	-5.08	111.98	119.60
67	B1	98	G	N9-C1'-C2'	-5.08	106.41	112.00
67	B1	455	G	OP1-P-OP2	-5.08	111.98	119.60
67	B1	694	A	C1'-O4'-C4'	5.08	113.97	109.90
67	B1	1211	C	C4'-C3'-C2'	5.08	107.68	102.60
67	B1	1224	A	C5'-C4'-C3'	5.08	124.13	116.00
67	B1	1765	A	C5'-C4'-O4'	-5.08	103.00	109.10
67	B1	2365	G	C5'-C4'-O4'	5.08	115.20	109.10
67	B1	2668	G	O4'-C4'-C3'	-5.08	98.92	104.00
13	AX	70	ARG	NE-CZ-NH2	-5.08	117.76	120.30
21	A2	619	A	C1'-O4'-C4'	5.08	113.96	109.90
34	BK	68	ASP	CB-CG-OD1	5.08	122.87	118.30
67	B1	705	G	C4'-C3'-C2'	-5.08	97.52	102.60
67	B1	855	G	P-O5'-C5'	-5.08	112.77	120.90
67	B1	1892	G	C3'-C2'-C1'	-5.08	97.44	101.50
2	AK	112	ARG	NE-CZ-NH2	5.08	122.84	120.30
6	AC	34	ASP	CB-CG-OD1	5.08	122.87	118.30
14	AM	26	THR	CA-CB-CG2	-5.08	105.29	112.40
21	A2	210	A	O4'-C1'-N9	5.08	112.26	108.20
21	A2	554	C	P-O3'-C3'	-5.08	113.61	119.70
21	A2	559	G	C4'-C3'-C2'	-5.08	97.52	102.60

*Continued on next page...*



*Continued from previous page...*

Mol	Chain	Res	Type	Atoms	Z	Observed(°)	Ideal(°)
21	A2	682	A	C5'-C4'-C3'	5.08	124.12	116.00
21	A2	1329	C	C4'-C3'-C2'	5.08	107.68	102.60
21	A2	1455	A	N9-C1'-C2'	5.08	120.60	114.00
21	A2	1476	C	N1-C1'-C2'	5.08	120.60	114.00
24	AA	175	LYS	N-CA-CB	5.08	119.74	110.60
44	BW	42	MET	CA-CB-CG	5.08	121.93	113.30
67	B1	92	G	C3'-C2'-C1'	5.08	105.56	101.50
67	B1	805	C	O4'-C1'-N1	5.08	112.26	108.20
67	B1	837	G	N9-C1'-C2'	5.08	120.60	114.00
67	B1	1244	C	C5'-C4'-C3'	5.08	124.13	116.00
67	B1	2976	G	O4'-C1'-N9	5.08	112.26	108.20
68	B3	65	G	C1'-O4'-C4'	-5.08	105.84	109.90
8	AR	61	GLU	N-CA-CB	5.08	119.74	110.60
21	A2	482	G	C1'-O4'-C4'	-5.08	105.84	109.90
21	A2	678	G	OP1-P-OP2	-5.08	111.98	119.60
67	B1	1550	C	O4'-C1'-N1	5.08	112.26	108.20
21	A2	447	A	C5-C6-N6	-5.08	119.64	123.70
21	A2	593	G	C1'-O4'-C4'	-5.08	105.84	109.90
21	A2	729	G	C5'-C4'-C3'	5.08	124.12	116.00
21	A2	765	U	P-O3'-C3'	5.08	125.79	119.70
21	A2	1249	A	O4'-C1'-C2'	-5.08	100.72	105.80
45	Bi	22	ARG	NE-CZ-NH1	5.08	122.84	120.30
61	Bd	59	LYS	CB-CA-C	5.08	120.55	110.40
66	Bl	12	PHE	CB-CG-CD1	-5.08	117.25	120.80
67	B1	598	C	C5'-C4'-C3'	5.08	124.12	116.00
67	B1	780	G	C3'-C2'-C1'	-5.08	97.44	101.50
67	B1	1540	A	C5'-C4'-C3'	5.08	124.12	116.00
67	B1	2054	G	P-O5'-C5'	-5.08	112.78	120.90
67	B1	2494	A	C3'-C2'-C1'	5.08	105.56	101.50
6	AC	147	TYR	CD1-CG-CD2	5.07	123.48	117.90
21	A2	112	G	OP1-P-OP2	-5.07	111.99	119.60
21	A2	317	A	N9-C1'-C2'	5.07	120.59	114.00
21	A2	1419	G	C3'-C2'-C1'	-5.07	97.44	101.50
27	A0	21	G	C5'-C4'-O4'	5.07	115.19	109.10
31	BY	16	LYS	N-CA-CB	5.07	119.73	110.60
42	BT	65	LYS	N-CA-C	-5.07	97.30	111.00
67	B1	1781	C	P-O3'-C3'	-5.07	113.61	119.70
67	B1	2198	U	C1'-O4'-C4'	-5.07	105.84	109.90
67	B1	2202	U	N1-C1'-C2'	5.07	120.60	114.00
67	B1	3045	G	O4'-C1'-C2'	-5.07	100.73	105.80
68	B3	78	C	C1'-O4'-C4'	5.07	113.96	109.90
21	A2	73	U	P-O5'-C5'	5.07	129.01	120.90

*Continued on next page...*

*Continued from previous page...*

Mol	Chain	Res	Type	Atoms	Z	Observed(°)	Ideal(°)
56	BH	2	PRO	CA-N-CD	-5.07	104.40	111.50
28	B6	10	GLU	N-CA-CB	5.07	119.73	110.60
67	B1	2283	C	O4'-C1'-C2'	-5.07	100.73	105.80
67	B1	2291	G	OP1-P-OP2	-5.07	111.99	119.60
67	B1	2350	G	O4'-C1'-C2'	-5.07	100.73	105.80
21	A2	553	C	C1'-O4'-C4'	-5.07	105.84	109.90
58	BP	86	SER	N-CA-CB	5.07	118.11	110.50
66	Bl	65	ALA	N-CA-CB	5.07	117.20	110.10
67	B1	626	C	C3'-C2'-C1'	5.07	105.56	101.50
67	B1	2256	G	O4'-C4'-C3'	-5.07	98.93	104.00
67	B1	2311	C	O4'-C1'-N1	5.07	112.26	108.20
67	B1	2710	G	O4'-C1'-C2'	-5.07	100.73	105.80
15	AE	224	ASP	N-CA-C	-5.07	97.31	111.00
25	AH	179	SER	N-CA-CB	-5.07	102.90	110.50
27	A0	76	A	C1'-O4'-C4'	5.07	113.96	109.90
33	BC	125	TYR	CG-CD2-CE2	-5.07	117.25	121.30
53	BD	225	LEU	CB-CG-CD2	5.07	119.62	111.00
67	B1	1018	G	O4'-C1'-N9	5.07	112.25	108.20
67	B1	2265	C	O4'-C1'-C2'	-5.07	100.73	105.80
21	A2	303	G	C3'-C2'-C1'	-5.07	97.44	101.50
21	A2	375	G	C1'-O4'-C4'	-5.07	105.84	109.90
32	BO	96	GLN	N-CA-CB	5.07	119.72	110.60
33	BC	236	ARG	NE-CZ-NH1	5.07	122.83	120.30
67	B1	584	G	P-O5'-C5'	-5.07	112.79	120.90
67	B1	1054	A	O4'-C4'-C3'	-5.07	98.93	104.00
67	B1	1257	G	C1'-O4'-C4'	-5.07	105.85	109.90
67	B1	1288	C	C1'-O4'-C4'	5.07	113.95	109.90
67	B1	1406	G	C5'-C4'-C3'	-5.07	107.89	116.00
67	B1	1607	C	C5'-C4'-O4'	5.07	115.18	109.10
67	B1	1739	U	C2'-C3'-O3'	5.07	121.81	113.70
67	B1	1819	G	C4'-C3'-C2'	-5.07	97.53	102.60
67	B1	2216	G	C5'-C4'-C3'	-5.07	107.89	116.00
67	B1	2468	C	C1'-O4'-C4'	5.07	113.95	109.90
6	AC	51	PRO	CA-C-N	5.07	126.33	116.20
21	A2	77	G	OP2-P-O3'	5.07	116.34	105.20
21	A2	322	G	O4'-C1'-N9	5.07	112.25	108.20
21	A2	419	G	O4'-C1'-N9	5.07	112.25	108.20
33	BC	42	ALA	CB-CA-C	-5.07	102.50	110.10
38	Bb	92	ALA	N-CA-CB	5.07	117.19	110.10
46	BA	203	TYR	CB-CG-CD1	-5.07	117.96	121.00
67	B1	20	C	P-O3'-C3'	-5.07	113.62	119.70
67	B1	782	G	C5'-C4'-C3'	-5.07	107.89	116.00

*Continued on next page...*

*Continued from previous page...*

Mol	Chain	Res	Type	Atoms	Z	Observed(°)	Ideal(°)
67	B1	1057	C	C3'-C2'-C1'	5.07	105.55	101.50
21	A2	1114	G	C1'-O4'-C4'	5.06	113.95	109.90
67	B1	2978	G	C1'-O4'-C4'	-5.06	105.85	109.90
68	B3	38	U	C1'-O4'-C4'	-5.06	105.85	109.90
21	A2	70	C	C2'-C3'-O3'	5.06	121.80	113.70
21	A2	774	U	O4'-C1'-C2'	-5.06	100.74	105.80
21	A2	997	G	N3-C2-N2	5.06	123.44	119.90
21	A2	1386	C	N1-C1'-C2'	5.06	120.58	114.00
51	Bj	31	SER	N-CA-C	5.06	124.67	111.00
67	B1	1173	G	P-O3'-C3'	5.06	125.78	119.70
67	B1	1698	G	O4'-C1'-C2'	5.06	112.16	107.60
67	B1	1339	C	N1-C1'-C2'	5.06	120.58	114.00
67	B1	2002	A	N9-C1'-C2'	5.06	120.58	114.00
67	B1	2888	G	N9-C1'-C2'	-5.06	106.43	112.00
21	A2	426	C	O4'-C1'-C2'	-5.06	100.74	105.80
21	A2	637	G	C1'-O4'-C4'	-5.06	105.85	109.90
21	A2	913	G	N9-C1'-C2'	5.06	120.58	114.00
21	A2	1031	G	C1'-O4'-C4'	5.06	113.95	109.90
21	A2	1473	A	P-O3'-C3'	-5.06	113.63	119.70
67	B1	577	C	C1'-O4'-C4'	5.06	113.95	109.90
67	B1	2160	C	OP1-P-OP2	-5.06	112.01	119.60
68	B3	26	C	C2'-C3'-O3'	5.06	121.79	113.70
21	A2	969	A	C3'-C2'-C1'	5.06	105.55	101.50
33	BC	124	PHE	CB-CG-CD1	5.06	124.34	120.80
67	B1	1068	U	N1-C1'-C2'	5.06	120.58	114.00
67	B1	1725	A	O4'-C1'-N9	5.06	112.25	108.20
67	B1	1937	A	O4'-C1'-C2'	-5.06	100.74	105.80
68	B3	53	A	C5'-C4'-O4'	-5.06	103.03	109.10
21	A2	198	A	O4'-C1'-C2'	5.06	112.15	107.60
21	A2	538	C	O4'-C1'-C2'	-5.06	100.74	105.80
31	BY	129	SER	N-CA-CB	5.06	118.08	110.50
67	B1	1641	G	C1'-O4'-C4'	-5.06	105.86	109.90
12	AN	44	LEU	CB-CA-C	-5.05	100.59	110.20
21	A2	72	C	O4'-C1'-N1	5.05	112.24	108.20
21	A2	179	U	O4'-C1'-C2'	-5.05	100.75	105.80
21	A2	529	C	C1'-O4'-C4'	-5.05	105.86	109.90
21	A2	950	C	C1'-O4'-C4'	5.05	113.94	109.90
21	A2	1320	A	O4'-C1'-C2'	5.05	112.15	107.60
43	Bk	97	PHE	CB-CG-CD2	5.05	124.34	120.80
48	BR	39	GLN	N-CA-CB	5.05	119.70	110.60
56	BH	70	VAL	C-N-CD	-5.05	109.48	120.60
20	B4	63	VAL	N-CA-CB	-5.05	100.38	111.50

*Continued on next page...*

*Continued from previous page...*

Mol	Chain	Res	Type	Atoms	Z	Observed(°)	Ideal(°)
67	B1	1607	C	O3'-P-O5'	-5.05	94.40	104.00
67	B1	2110	C	O4'-C4'-C3'	-5.05	98.94	104.00
67	B1	2953	U	C5'-C4'-C3'	-5.05	107.91	116.00
21	A2	135	U	P-O3'-C3'	5.05	125.76	119.70
21	A2	295	G	O4'-C1'-N9	5.05	112.24	108.20
21	A2	316	C	P-O3'-C3'	5.05	125.76	119.70
67	B1	207	A	N9-C1'-C2'	5.05	120.57	114.00
67	B1	938	U	C5'-C4'-C3'	5.05	124.08	116.00
67	B1	2409	C	O4'-C1'-C2'	-5.05	100.75	105.80
67	B1	2606	C	C3'-C2'-C1'	5.05	105.54	101.50
67	B1	3001	C	P-O3'-C3'	-5.05	113.64	119.70
68	B3	84	U	C1'-O4'-C4'	5.05	113.94	109.90
13	AX	31	ILE	CA-CB-CG2	5.05	121.00	110.90
21	A2	805	C	P-O5'-C5'	5.05	128.98	120.90
21	A2	1032	A	N9-C1'-C2'	-5.05	106.44	112.00
21	A2	1227	A	P-O3'-C3'	-5.05	113.64	119.70
21	A2	1400	A	OP1-P-OP2	-5.05	112.02	119.60
32	BO	194	GLU	OE1-CD-OE2	-5.05	117.24	123.30
35	BL	10	LYS	C-N-CA	5.05	134.33	121.70
67	B1	308	C	O4'-C4'-C3'	-5.05	98.95	104.00
67	B1	597	C	C3'-C2'-C1'	5.05	105.54	101.50
67	B1	1386	G	C3'-C2'-C1'	-5.05	97.46	101.50
67	B1	1665	G	O4'-C1'-N9	5.05	112.24	108.20
67	B1	1678	A	O4'-C4'-C3'	-5.05	98.95	104.00
67	B1	2108	U	P-O5'-C5'	-5.05	112.82	120.90
67	B1	2573	C	C3'-C2'-C1'	5.05	105.54	101.50
14	AM	49	LYS	O-C-N	-5.05	114.62	122.70
20	A3	73	LYS	CB-CA-C	-5.05	100.30	110.40
21	A2	806	G	C1'-O4'-C4'	-5.05	105.86	109.90
21	A2	821	G	O4'-C1'-C2'	-5.05	100.75	105.80
21	A2	1078	U	C3'-C2'-C1'	5.05	105.54	101.50
21	A2	1232	G	C3'-C2'-C1'	5.05	105.54	101.50
24	AA	97	ARG	NE-CZ-NH2	5.05	122.83	120.30
51	Bj	62	VAL	CB-CA-C	5.05	121.00	111.40
67	B1	980	G	C3'-C2'-C1'	5.05	105.54	101.50
67	B1	1468	G	OP2-P-O3'	5.05	116.31	105.20
67	B1	1813	A	P-O5'-C5'	5.05	128.98	120.90
67	B1	2086	C	C1'-O4'-C4'	-5.05	105.86	109.90
67	B1	2471	A	C1'-O4'-C4'	5.05	113.94	109.90
67	B1	2883	C	O5'-C5'-C4'	-5.05	102.11	111.70
15	AE	106	ARG	C-N-CA	5.05	134.32	121.70
21	A2	1198	A	P-O5'-C5'	5.05	128.98	120.90

*Continued on next page...*

*Continued from previous page...*

Mol	Chain	Res	Type	Atoms	Z	Observed(°)	Ideal(°)
21	A2	1279	A	O4'-C1'-C2'	-5.05	100.75	105.80
67	B1	117	A	O4'-C1'-C2'	-5.05	100.75	105.80
67	B1	275	C	C3'-C2'-C1'	5.05	105.54	101.50
67	B1	1470	C	C3'-C2'-C1'	5.05	105.54	101.50
21	A2	425	C	P-O3'-C3'	-5.05	113.64	119.70
21	A2	1103	G	C3'-C2'-C1'	5.05	105.54	101.50
37	BU	33	ARG	NE-CZ-NH1	5.05	122.82	120.30
40	BE	18	HIS	N-CA-CB	5.05	119.68	110.60
67	B1	985	A	C5-C6-N1	-5.05	115.18	117.70
67	B1	2442	A	O5'-P-OP1	5.05	116.76	110.70
67	B1	2780	G	C4'-C3'-C2'	-5.05	97.55	102.60
67	B1	2890	A	C1'-O4'-C4'	5.05	113.94	109.90
68	B3	3	G	C3'-C2'-C1'	5.05	105.54	101.50
4	AG	104	LYS	N-CA-CB	5.04	119.68	110.60
11	A1	16	C	O4'-C1'-N1	5.04	112.24	108.20
21	A2	341	C	P-O5'-C5'	-5.04	112.83	120.90
46	BA	107	PHE	CD1-CE1-CZ	-5.04	114.05	120.10
53	BD	211	ALA	N-CA-CB	5.04	117.16	110.10
56	BH	78	LYS	CB-CA-C	-5.04	100.31	110.40
60	BS	13	ASP	CA-C-O	-5.04	109.51	120.10
67	B1	183	G	C1'-O4'-C4'	-5.04	105.86	109.90
67	B1	184	A	N9-C1'-C2'	-5.04	106.45	112.00
67	B1	1708	U	C5'-C4'-O4'	5.04	115.15	109.10
67	B1	2364	G	O4'-C1'-C2'	5.04	112.14	107.60
67	B1	2366	G	C3'-C2'-C1'	-5.04	97.47	101.50
67	B1	2400	U	C5'-C4'-O4'	5.04	115.15	109.10
67	B1	2812	U	C4'-C3'-C2'	-5.04	97.56	102.60
2	AK	74	GLN	N-CA-CB	5.04	119.67	110.60
21	A2	81	C	O4'-C1'-C2'	-5.04	100.76	105.80
43	Bk	27	LEU	CB-CG-CD1	5.04	119.57	111.00
67	B1	152	G	C4'-C3'-C2'	-5.04	97.56	102.60
67	B1	732	G	O4'-C1'-C2'	5.04	112.14	107.60
67	B1	1054	A	C1'-O4'-C4'	-5.04	105.87	109.90
67	B1	1110	A	O4'-C1'-C2'	5.04	112.14	107.60
68	B3	12	G	N9-C1'-C2'	-5.04	106.45	112.00
21	A2	998	A	C5-C6-N6	-5.04	119.67	123.70
33	BC	111	ALA	CB-CA-C	5.04	117.66	110.10
54	BF	163	TRP	CE2-CD2-CE3	5.04	124.75	118.70
67	B1	189	U	P-O3'-C3'	-5.04	113.65	119.70
67	B1	1528	A	O4'-C1'-C2'	5.04	112.14	107.60
67	B1	2251	G	OP1-P-OP2	-5.04	112.04	119.60
67	B1	2416	G	O4'-C1'-N9	5.04	112.23	108.20

*Continued on next page...*

*Continued from previous page...*

Mol	Chain	Res	Type	Atoms	Z	Observed(°)	Ideal(°)
67	B1	2560	G	O4'-C1'-C2'	5.04	112.14	107.60
21	A2	22	G	C5'-C4'-O4'	-5.04	103.05	109.10
36	Bf	32	ASN	C-N-CA	5.04	134.30	121.70
53	BD	13	VAL	N-CA-C	-5.04	97.39	111.00
67	B1	516	A	N9-C1'-C2'	5.04	120.55	114.00
67	B1	811	C	N1-C1'-C2'	5.04	120.55	114.00
67	B1	1553	G	C1'-O4'-C4'	5.04	113.93	109.90
67	B1	2867	U	C5'-C4'-O4'	-5.04	103.06	109.10
67	B1	2907	C	C4'-C3'-C2'	-5.04	97.56	102.60
21	A2	623	C	O4'-C4'-C3'	-5.04	98.96	104.00
21	A2	1258	C	O5'-P-OP2	5.04	116.75	110.70
2	AK	117	HIS	CA-CB-CG	5.04	122.16	113.60
21	A2	157	A	C1'-O4'-C4'	5.04	113.93	109.90
21	A2	304	C	C1'-O4'-C4'	-5.04	105.87	109.90
21	A2	716	G	P-O3'-C3'	5.04	125.74	119.70
21	A2	1000	G	O3'-P-O5'	-5.04	94.43	104.00
21	A2	1051	G	C5'-C4'-C3'	5.04	124.06	116.00
21	A2	1322	C	O4'-C1'-C2'	-5.04	100.77	105.80
45	Bi	50	SER	N-CA-C	-5.04	97.40	111.00
67	B1	643	G	O4'-C1'-N9	5.04	112.23	108.20
67	B1	1779	C	O4'-C4'-C3'	-5.04	98.96	104.00
67	B1	1938	G	C5'-C4'-O4'	5.04	115.14	109.10
67	B1	2043	A	O4'-C4'-C3'	-5.04	98.97	104.00
67	B1	2316	U	C4'-C3'-C2'	-5.04	97.56	102.60
27	A0	71	G	O3'-P-O5'	5.03	113.56	104.00
67	B1	381	G	C4'-C3'-C2'	-5.03	97.57	102.60
67	B1	431	U	P-O3'-C3'	5.03	125.74	119.70
67	B1	751	U	P-O5'-C5'	-5.03	112.85	120.90
67	B1	979	G	O5'-C5'-C4'	-5.03	102.14	111.70
67	B1	1854	G	C5'-C4'-C3'	-5.03	107.95	116.00
67	B1	1863	G	O4'-C1'-C2'	5.03	112.13	107.60
67	B1	2332	G	O4'-C4'-C3'	-5.03	98.97	104.00
68	B3	111	G	C3'-C2'-C1'	-5.03	97.47	101.50
21	A2	166	A	C4'-C3'-C2'	-5.03	97.57	102.60
21	A2	1345	G	C4'-C3'-C2'	-5.03	97.57	102.60
21	A2	1451	C	O4'-C1'-C2'	-5.03	100.77	105.80
67	B1	690	G	O4'-C1'-N9	5.03	112.23	108.20
67	B1	2978	G	O5'-P-OP1	5.03	116.74	110.70
21	A2	237	C	N1-C1'-C2'	5.03	120.54	114.00
21	A2	362	C	P-O3'-C3'	5.03	125.74	119.70
21	A2	1055	C	C3'-C2'-C1'	5.03	105.53	101.50
21	A2	1117	A	C5'-C4'-O4'	-5.03	103.06	109.10

*Continued on next page...*

*Continued from previous page...*

Mol	Chain	Res	Type	Atoms	Z	Observed(°)	Ideal(°)
21	A2	1489	A	O4'-C1'-N9	5.03	112.22	108.20
53	BD	191	TYR	CB-CG-CD1	-5.03	117.98	121.00
67	B1	246	A	O4'-C1'-C2'	-5.03	100.77	105.80
67	B1	411	U	P-O3'-C3'	5.03	125.74	119.70
67	B1	415	U	P-O5'-C5'	5.03	128.95	120.90
67	B1	1026	A	O4'-C1'-N9	5.03	112.22	108.20
67	B1	1431	U	O5'-P-OP2	-5.03	101.17	105.70
67	B1	2508	G	N9-C1'-C2'	5.03	120.54	114.00
21	A2	74	U	O4'-C1'-C2'	5.03	112.13	107.60
21	A2	1474	A	O4'-C1'-N9	5.03	112.22	108.20
67	B1	2423	G	P-O5'-C5'	5.03	128.95	120.90
8	AR	8	ARG	NE-CZ-NH1	5.03	122.81	120.30
21	A2	1006	C	C5'-C4'-O4'	5.03	115.13	109.10
21	A2	1111	G	O4'-C1'-N9	5.03	112.22	108.20
43	Bk	41	MET	CA-CB-CG	5.03	121.85	113.30
62	BN	116	PHE	CB-CG-CD1	-5.03	117.28	120.80
67	B1	257	G	OP1-P-OP2	-5.03	112.06	119.60
67	B1	589	G	N3-C2-N2	5.03	123.42	119.90
67	B1	962	C	O4'-C1'-C2'	-5.03	100.77	105.80
67	B1	1762	G	O4'-C1'-C2'	-5.03	100.77	105.80
67	B1	2199	U	O4'-C4'-C3'	-5.03	98.97	104.00
67	B1	2589	C	O4'-C1'-N1	5.03	112.22	108.20
67	B1	2850	G	N9-C1'-C2'	5.03	120.54	114.00
8	AR	37	ILE	CG1-CB-CG2	5.03	122.45	111.40
21	A2	212	G	C4'-C3'-C2'	-5.03	97.57	102.60
21	A2	474	G	C4'-C3'-C2'	-5.03	97.58	102.60
21	A2	625	G	C5'-C4'-C3'	-5.03	107.96	116.00
42	BT	74	TYR	CG-CD2-CE2	-5.03	117.28	121.30
66	B1	43	SER	CB-CA-C	5.03	119.65	110.10
67	B1	1287	G	O4'-C1'-C2'	-5.03	100.77	105.80
67	B1	1519	G	C3'-C2'-C1'	5.03	105.52	101.50
67	B1	2029	C	O4'-C1'-N1	5.03	112.22	108.20
68	B3	20	G	C1'-O4'-C4'	-5.03	105.88	109.90
21	A2	1438	A	C4'-C3'-C2'	-5.02	97.58	102.60
67	B1	3	G	O4'-C4'-C3'	-5.02	98.98	104.00
67	B1	1342	G	C3'-C2'-C1'	5.02	105.52	101.50
67	B1	1982	C	O4'-C1'-N1	5.02	112.22	108.20
67	B1	2020	G	C4'-C3'-C2'	-5.02	97.58	102.60
67	B1	2836	G	P-O3'-C3'	5.02	125.73	119.70
11	A1	55	U	P-O3'-C3'	-5.02	113.67	119.70
15	AE	8	ARG	NE-CZ-NH2	-5.02	117.79	120.30
36	Bf	41	ARG	CB-CA-C	-5.02	100.36	110.40

*Continued on next page...*

*Continued from previous page...*

Mol	Chain	Res	Type	Atoms	Z	Observed(°)	Ideal(°)
60	BS	20	ALA	N-CA-CB	5.02	117.13	110.10
67	B1	699	A	C5'-C4'-C3'	5.02	124.04	116.00
67	B1	969	U	C3'-C2'-C1'	5.02	105.52	101.50
67	B1	1379	A	N9-C1'-C2'	-5.02	106.48	112.00
67	B1	1557	G	O3'-P-O5'	-5.02	94.46	104.00
67	B1	2196	C	O4'-C1'-C2'	-5.02	100.78	105.80
67	B1	2502	C	C1'-O4'-C4'	-5.02	105.88	109.90
67	B1	3008	C	P-O5'-C5'	5.02	128.94	120.90
13	AX	17	ARG	N-CA-CB	5.02	119.64	110.60
21	A2	2	U	OP1-P-OP2	-5.02	112.07	119.60
21	A2	401	U	C3'-C2'-C1'	5.02	105.52	101.50
67	B1	1738	A	C4'-C3'-C2'	-5.02	97.58	102.60
11	A1	16	C	P-O3'-C3'	5.02	125.72	119.70
67	B1	435	G	OP2-P-O3'	5.02	116.24	105.20
67	B1	567	G	C3'-C2'-C1'	-5.02	97.48	101.50
67	B1	989	G	P-O3'-C3'	-5.02	113.68	119.70
67	B1	1467	G	N9-C1'-C2'	-5.02	106.48	112.00
67	B1	1724	A	O4'-C1'-C2'	-5.02	100.78	105.80
67	B1	2198	U	C4'-C3'-C2'	-5.02	97.58	102.60
67	B1	2488	C	O4'-C1'-C2'	-5.02	100.78	105.80
25	AH	48	HIS	CA-CB-CG	5.02	122.13	113.60
36	Bf	27	VAL	CB-CA-C	-5.02	101.87	111.40
39	Be	24	GLY	CA-C-N	5.02	128.24	117.20
67	B1	1177	C	O3'-P-O5'	5.02	113.53	104.00
67	B1	2074	U	O4'-C4'-C3'	-5.02	98.98	104.00
67	B1	2766	C	N1-C1'-C2'	5.02	120.52	114.00
67	B1	2864	G	O4'-C1'-C2'	-5.02	100.78	105.80
21	A2	587	G	O4'-C1'-N9	5.02	112.21	108.20
33	BC	37	ARG	NE-CZ-NH1	5.02	122.81	120.30
65	BJ	91	ARG	N-CA-CB	5.02	119.63	110.60
67	B1	1162	C	O4'-C1'-N1	-5.02	104.19	108.20
67	B1	1213	G	O4'-C4'-C3'	-5.02	98.98	104.00
67	B1	1701	C	O4'-C1'-N1	5.02	112.21	108.20
67	B1	2691	G	O4'-C1'-C2'	5.02	112.11	107.60
12	AN	38	LYS	CB-CA-C	-5.01	100.37	110.40
21	A2	247	G	P-O3'-C3'	5.01	125.72	119.70
21	A2	595	U	O4'-C1'-C2'	-5.01	100.78	105.80
21	A2	819	G	C5'-C4'-O4'	5.01	115.12	109.10
21	A2	1243	C	N1-C1'-C2'	5.01	120.52	114.00
24	AA	19	TYR	N-CA-C	-5.01	97.46	111.00
32	BO	22	ARG	N-CA-CB	5.01	119.63	110.60
38	Bb	36	ASN	N-CA-CB	5.01	119.63	110.60

*Continued on next page...*



*Continued from previous page...*

Mol	Chain	Res	Type	Atoms	Z	Observed(°)	Ideal(°)
54	BF	180	LYS	N-CA-CB	5.01	119.63	110.60
66	Bl	71	ARG	NE-CZ-NH1	5.01	122.81	120.30
67	B1	442	G	C5'-C4'-C3'	-5.01	107.97	116.00
67	B1	890	G	O4'-C1'-C2'	5.01	112.11	107.60
67	B1	2000	G	P-O3'-C3'	-5.01	113.68	119.70
67	B1	2837	C	O4'-C4'-C3'	-5.01	98.98	104.00
67	B1	2944	G	C5'-C4'-C3'	5.01	124.02	116.00
21	A2	1013	G	O4'-C1'-N9	5.01	112.21	108.20
21	A2	488	A	C3'-C2'-C1'	5.01	105.51	101.50
33	BC	122	MET	CG-SD-CE	-5.01	92.18	100.20
67	B1	190	C	P-O3'-C3'	-5.01	113.69	119.70
67	B1	275	C	O3'-P-O5'	5.01	113.52	104.00
67	B1	606	A	C1'-O4'-C4'	-5.01	105.89	109.90
67	B1	1225	A	O4'-C1'-N9	5.01	112.21	108.20
67	B1	1285	C	O4'-C1'-N1	5.01	112.21	108.20
67	B1	1748	C	O4'-C1'-C2'	-5.01	100.79	105.80
67	B1	1966	C	C4'-C3'-C2'	-5.01	97.59	102.60
67	B1	2723	G	C5'-C4'-O4'	-5.01	103.09	109.10
67	B1	2866	A	N9-C1'-C2'	5.01	120.52	114.00
10	AD	27	ARG	NH1-CZ-NH2	-5.01	113.89	119.40
27	A0	68	G	P-O3'-C3'	5.01	125.71	119.70
67	B1	290	G	C3'-C2'-C1'	5.01	105.51	101.50
67	B1	306	G	O5'-C5'-C4'	-5.01	102.18	111.70
67	B1	899	A	C2'-C3'-O3'	5.01	121.72	113.70
67	B1	1723	A	O4'-C1'-C2'	-5.01	100.79	105.80
67	B1	2427	C	C2'-C3'-O3'	5.01	121.72	113.70
62	BN	143	LYS	CB-CA-C	-5.01	100.39	110.40
65	BJ	14	ALA	N-CA-CB	5.01	117.11	110.10
67	B1	1104	A	C3'-C2'-C1'	-5.01	97.49	101.50
67	B1	2426	U	C3'-C2'-C1'	-5.01	97.49	101.50
67	B1	2818	C	C1'-O4'-C4'	-5.01	105.89	109.90
7	AB	95	ARG	NE-CZ-NH2	5.01	122.80	120.30
12	AN	12	ALA	CB-CA-C	-5.01	102.59	110.10
21	A2	36	G	C3'-C2'-C1'	5.01	105.50	101.50
21	A2	680	C	N1-C1'-C2'	-5.01	106.49	112.00
21	A2	870	U	C3'-C2'-C1'	5.01	105.50	101.50
21	A2	961	U	O4'-C1'-N1	5.01	112.20	108.20
21	A2	1063	A	C3'-C2'-C1'	5.01	105.50	101.50
21	A2	1186	C	P-O5'-C5'	-5.01	112.89	120.90
21	A2	1296	U	OP1-P-OP2	-5.01	112.09	119.60
37	BU	77	TYR	CB-CG-CD1	5.01	124.00	121.00
61	Bd	26	PHE	N-CA-CB	5.01	119.61	110.60

*Continued on next page...*

*Continued from previous page...*

Mol	Chain	Res	Type	Atoms	Z	Observed(°)	Ideal(°)
67	B1	363	G	C5'-C4'-O4'	5.01	115.11	109.10
67	B1	471	U	C2'-C3'-O3'	5.01	121.71	113.70
67	B1	1848	A	C3'-C2'-C1'	5.01	105.50	101.50
67	B1	2180	C	O4'-C1'-N1	5.01	112.20	108.20
67	B1	2513	C	P-O5'-C5'	5.01	128.91	120.90
67	B1	2811	U	C3'-C2'-C1'	-5.01	97.49	101.50
17	AO	5	ARG	N-CA-C	-5.00	97.49	111.00
67	B1	657	U	OP1-P-OP2	-5.00	112.09	119.60
67	B1	1427	A	O4'-C1'-N9	5.00	112.20	108.20
67	B1	1565	G	O5'-C5'-C4'	-5.00	102.19	111.70
67	B1	2102	A	C3'-C2'-C1'	-5.00	97.50	101.50
21	A2	555	U	O4'-C1'-C2'	5.00	112.10	107.60
21	A2	674	C	C1'-O4'-C4'	5.00	113.90	109.90
67	B1	574	C	P-O3'-C3'	5.00	125.70	119.70
67	B1	1135	A	C5'-C4'-O4'	5.00	115.11	109.10
67	B1	1464	A	O4'-C1'-C2'	-5.00	100.80	105.80
67	B1	2262	C	P-O5'-C5'	5.00	128.91	120.90
67	B1	2309	C	C3'-C2'-C1'	5.00	105.50	101.50
67	B1	2614	C	P-O3'-C3'	-5.00	113.69	119.70
67	B1	2776	A	C5'-C4'-C3'	-5.00	107.99	116.00
15	AE	133	ILE	CA-CB-CG1	5.00	120.50	111.00
21	A2	114	A	O4'-C1'-N9	-5.00	104.20	108.20
33	BC	182	VAL	CA-CB-CG2	-5.00	103.40	110.90
59	BM	106	ARG	NE-CZ-NH2	-5.00	117.80	120.30
67	B1	122	G	C5'-C4'-C3'	5.00	124.00	116.00
67	B1	200	G	C1'-O4'-C4'	-5.00	105.90	109.90
67	B1	370	A	C4'-C3'-C2'	5.00	107.60	102.60
67	B1	652	G	C2'-C3'-O3'	5.00	121.70	113.70
67	B1	953	G	O5'-P-OP1	-5.00	101.20	105.70
67	B1	2284	C	P-O5'-C5'	-5.00	112.90	120.90
67	B1	2497	G	C1'-O4'-C4'	-5.00	105.90	109.90
67	B1	2670	U	P-O5'-C5'	-5.00	112.90	120.90
67	B1	3018	C	C2'-C3'-O3'	5.00	121.70	113.70
67	B1	3024	C	O4'-C1'-C2'	-5.00	100.80	105.80

All (22) chirality outliers are listed below:

Mol	Chain	Res	Type	Atom
4	AG	53	LYS	CA
21	A2	1317	G	C1'
25	AH	85	PHE	CA
25	AH	86	MET	CA

*Continued on next page...*

*Continued from previous page...*

Mol	Chain	Res	Type	Atom
25	AH	87	ARG	CA
25	AH	96	LYS	CA
29	AL	59	ALA	CA
34	B5	17	ARG	CA
35	BL	11	LEU	CA
35	BL	17	HIS	CA
35	BL	44	LYS	CA
39	Be	14	THR	CB
34	BK	17	ARG	CA
49	BQ	6	MET	CA
49	BQ	88	ARG	CA
49	BQ	101	ALA	CA
50	BV	56	TYR	CA
51	Bj	31	SER	CA
56	BH	91	LYS	CA
61	Bd	80	MET	CA
63	Bg	13	LYS	CA
64	Bc	63	THR	CA

All (442) planarity outliers are listed below:

Mol	Chain	Res	Type	Group
21	A2	430	G	Sidechain
21	A2	431	U	Sidechain
21	A2	458	G	Sidechain
21	A2	459	G	Sidechain
21	A2	587	G	Sidechain
21	A2	962	G	Sidechain
21	A2	986	G	Sidechain
9	A9	26	UNK	Peptide
24	AA	27	PHE	Sidechain
24	AA	91	TYR	Sidechain
7	AB	121	ARG	Sidechain
7	AB	168	TYR	Sidechain
7	AB	202	ARG	Sidechain
7	AB	34	ARG	Sidechain
7	AB	41	TYR	Sidechain
7	AB	75	TYR	Sidechain
6	AC	109	PHE	Sidechain
6	AC	110	ARG	Sidechain
6	AC	145	ARG	Sidechain
6	AC	27	ARG	Sidechain

*Continued on next page...*

*Continued from previous page...*

Mol	Chain	Res	Type	Group
6	AC	47	PHE	Sidechain
6	AC	57	ARG	Sidechain
6	AC	6	TYR	Sidechain
6	AC	60	ARG	Sidechain
6	AC	63	ARG	Sidechain
6	AC	67	ARG	Sidechain
6	AC	98	ARG	Sidechain
10	AD	142	TYR	Sidechain
10	AD	154	TYR	Sidechain
10	AD	22	ARG	Sidechain
10	AD	33	TYR	Sidechain
10	AD	52	ARG	Sidechain
10	AD	53	ARG	Sidechain
15	AE	121	PHE	Sidechain
15	AE	125	LEU	Peptide
15	AE	126	ARG	Sidechain
15	AE	137	ARG	Sidechain
15	AE	198	ARG	Sidechain
15	AE	20	TYR	Sidechain
15	AE	205	PHE	Peptide
15	AE	26	TYR	Sidechain
15	AE	31	ARG	Sidechain
15	AE	52	TYR	Sidechain
15	AE	55	TYR	Sidechain
18	AF	8	TYR	Sidechain
4	AG	101	GLU	Peptide
4	AG	43	LEU	Peptide
4	AG	49	GLU	Peptide
4	AG	52	GLY	Peptide
4	AG	56	PRO	Peptide
4	AG	64	ARG	Sidechain
4	AG	76	PRO	Peptide
4	AG	85	ARG	Sidechain
4	AG	99	LYS	Peptide
25	AH	101	TYR	Sidechain
25	AH	13	HIS	Mainchain
25	AH	137	THR	Peptide
25	AH	14	GLU	Peptide
25	AH	146	TYR	Sidechain
25	AH	174	TYR	Sidechain
25	AH	175	ARG	Sidechain
25	AH	178	MET	Peptide

*Continued on next page...*

*Continued from previous page...*

<b>Mol</b>	<b>Chain</b>	<b>Res</b>	<b>Type</b>	<b>Group</b>
25	AH	199	TYR	Sidechain
25	AH	42	ARG	Sidechain
25	AH	47	THR	Peptide
25	AH	49	GLY	Peptide
25	AH	66	ARG	Sidechain
25	AH	72	MET	Peptide
25	AH	83	GLY	Peptide
25	AH	84	HIS	Peptide
25	AH	86	MET	Peptide
25	AH	87	ARG	Sidechain,Peptide
25	AH	90	HIS	Sidechain,Peptide
3	AI	130	TYR	Sidechain
3	AI	3	LEU	Peptide
3	AI	46	TYR	Sidechain
3	AI	61	TYR	Sidechain
3	AI	79	PHE	Sidechain
16	AJ	36	ARG	Sidechain
16	AJ	62	TYR	Sidechain
16	AJ	64	ASN	Peptide
16	AJ	91	ARG	Sidechain
2	AK	12	THR	Peptide
2	AK	130	ARG	Sidechain
2	AK	16	ARG	Sidechain
2	AK	27	ARG	Sidechain
29	AL	41	PRO	Peptide
29	AL	61	PHE	Sidechain
29	AL	63	ARG	Sidechain
29	AL	83	ARG	Sidechain
29	AL	90	VAL	Peptide
14	AM	103	ARG	Sidechain
14	AM	58	TYR	Sidechain
12	AN	124	TYR	Sidechain
12	AN	144	LYS	Peptide
12	AN	20	ARG	Sidechain
12	AN	29	ARG	Sidechain
12	AN	30	TYR	Sidechain
12	AN	32	ARG	Mainchain
12	AN	36	ARG	Sidechain
12	AN	5	LYS	Peptide
12	AN	65	PRO	Peptide
12	AN	70	ARG	Sidechain
17	AO	115	TYR	Sidechain

*Continued on next page...*

*Continued from previous page...*

<b>Mol</b>	<b>Chain</b>	<b>Res</b>	<b>Type</b>	<b>Group</b>
17	AO	119	ARG	Sidechain
17	AO	124	LEU	Peptide
17	AO	127	ARG	Sidechain
17	AO	137	ARG	Sidechain
17	AO	4	PHE	Sidechain
17	AO	5	ARG	Sidechain
17	AO	6	HIS	Sidechain
17	AO	76	ARG	Sidechain
17	AO	85	TYR	Sidechain
17	AO	9	ARG	Sidechain
26	AP	23	ARG	Sidechain
26	AP	27	TYR	Sidechain
26	AP	32	ARG	Sidechain
26	AP	44	ARG	Sidechain
26	AP	53	ARG	Sidechain
26	AP	55	TYR	Sidechain
1	AQ	117	HIS	Sidechain
1	AQ	131	ARG	Sidechain
1	AQ	28	TYR	Sidechain
1	AQ	3	ARG	Sidechain
1	AQ	58	TYR	Sidechain
1	AQ	68	ASP	Peptide
1	AQ	74	ARG	Sidechain
8	AR	112	ARG	Sidechain
8	AR	113	ARG	Sidechain
8	AR	55	PHE	Sidechain
19	AS	20	TYR	Sidechain
23	AT	11	TYR	Sidechain
23	AT	19	MET	Peptide
23	AT	38	ARG	Sidechain
23	AT	52	ARG	Sidechain
23	AT	7	ARG	Sidechain
30	AU	126	ARG	Sidechain
30	AU	15	ARG	Sidechain
30	AU	53	TYR	Sidechain
30	AU	76	TYR	Sidechain
30	AU	80	ARG	Sidechain
30	AU	91	TYR	Sidechain
28	AV	21	PHE	Peptide
28	AV	55	TYR	Sidechain,Peptide
28	AV	59	TYR	Sidechain
28	AV	60	PHE	Sidechain

*Continued on next page...*

*Continued from previous page...*

Mol	Chain	Res	Type	Group
28	AV	77	ARG	Sidechain
28	AV	85	TYR	Sidechain
28	AV	89	ARG	Sidechain
28	AV	94	GLU	Peptide
28	AV	96	LYS	Peptide
5	AW	12	ARG	Sidechain
5	AW	28	PHE	Sidechain
13	AX	22	GLY	Peptide
13	AX	4	ASP	Peptide
13	AX	46	ARG	Sidechain
13	AX	62	ARG	Sidechain
13	AX	66	GLU	Peptide
13	AX	7	TYR	Sidechain
13	AX	70	ARG	Sidechain
22	AY	21	PHE	Sidechain
22	AY	24	ARG	Sidechain
22	AY	37	ARG	Sidechain
22	AY	45	TYR	Sidechain
67	B1	1008	U	Sidechain
67	B1	1009	G	Sidechain
67	B1	1659	G	Sidechain
67	B1	1775	G	Sidechain
67	B1	1777	U	Sidechain
67	B1	1881	A	Sidechain
67	B1	1917	U	Sidechain
67	B1	1919	A	Sidechain
67	B1	2165	A	Sidechain
67	B1	331	G	Sidechain
67	B1	45	G	Sidechain
67	B1	8	G	Sidechain
20	B4	6	TYR	Sidechain
34	B5	46	ARG	Sidechain,Peptide
34	B5	47	ARG	Mainchain
28	B6	72	TYR	Sidechain
28	B6	85	TYR	Sidechain
46	BA	123	ARG	Sidechain
46	BA	203	TYR	Sidechain
46	BA	40	LYS	Peptide
46	BA	98	ARG	Sidechain
52	BB	117	ASP	Peptide
52	BB	121	TYR	Sidechain
52	BB	123	ARG	Sidechain

*Continued on next page...*

*Continued from previous page...*

Mol	Chain	Res	Type	Group
52	BB	128	TYR	Sidechain
52	BB	14	SER	Peptide
52	BB	167	ARG	Sidechain
52	BB	180	TYR	Sidechain
52	BB	185	ARG	Sidechain
52	BB	204	PHE	Sidechain
52	BB	210	HIS	Sidechain
52	BB	237	ARG	Sidechain
52	BB	25	ARG	Sidechain
52	BB	30	TYR	Sidechain
52	BB	40	THR	Peptide
52	BB	54	ARG	Sidechain
52	BB	84	TYR	Sidechain
33	BC	104	PHE	Sidechain
33	BC	111	ALA	Peptide
33	BC	119	LYS	Peptide
33	BC	122	MET	Peptide
33	BC	125	TYR	Sidechain,Peptide
33	BC	17	ARG	Sidechain
33	BC	236	ARG	Sidechain
33	BC	242	ARG	Sidechain
33	BC	28	ARG	Sidechain
33	BC	285	ARG	Sidechain
33	BC	292	ASN	Peptide
33	BC	304	GLU	Peptide
33	BC	318	ARG	Sidechain
33	BC	343	ARG	Sidechain
33	BC	353	ARG	Sidechain
33	BC	6	ARG	Sidechain
33	BC	90	TYR	Sidechain
53	BD	140	LEU	Peptide
53	BD	187	ARG	Sidechain
53	BD	254	TYR	Sidechain
53	BD	42	ARG	Sidechain
53	BD	56	ARG	Sidechain
53	BD	79	TYR	Sidechain
53	BD	85	PHE	Sidechain
53	BD	90	ARG	Sidechain
40	BE	128	TYR	Peptide
40	BE	157	ARG	Sidechain
40	BE	22	ARG	Sidechain
40	BE	59	ARG	Sidechain

*Continued on next page...*



*Continued from previous page...*

Mol	Chain	Res	Type	Group
40	BE	71	ARG	Sidechain
40	BE	88	TYR	Sidechain
54	BF	159	ARG	Sidechain
54	BF	181	PRO	Peptide
54	BF	24	TYR	Sidechain
54	BF	40	PHE	Sidechain
54	BF	6	TRP	Peptide
54	BF	61	ARG	Sidechain
54	BF	76	ARG	Sidechain
54	BF	97	PHE	Sidechain
20	BG	33	ARG	Sidechain
20	BG	45	ARG	Sidechain
20	BG	6	TYR	Sidechain
56	BH	1	MET	Peptide
56	BH	114	MET	Peptide
56	BH	116	ALA	Mainchain,Peptide
56	BH	16	THR	Peptide
56	BH	2	PRO	Peptide
56	BH	59	PRO	Mainchain,Peptide
56	BH	70	VAL	Peptide
47	BI	125	ARG	Sidechain
47	BI	13	ARG	Sidechain
47	BI	52	ARG	Sidechain
65	BJ	114	ARG	Sidechain
65	BJ	124	ARG	Sidechain
65	BJ	86	ARG	Sidechain
34	BK	45	ARG	Sidechain
35	BL	10	LYS	Peptide
35	BL	17	HIS	Sidechain
35	BL	25	HIS	Sidechain
35	BL	34	ARG	Sidechain
35	BL	53	TYR	Peptide
35	BL	54	ALA	Mainchain,Peptide
35	BL	63	PHE	Peptide
35	BL	65	ARG	Sidechain
35	BL	8	VAL	Peptide
35	BL	9	ARG	Mainchain,Peptide
59	BM	106	ARG	Sidechain
59	BM	128	PHE	Sidechain
59	BM	173	ARG	Sidechain
59	BM	53	TYR	Sidechain
59	BM	59	TYR	Sidechain

*Continued on next page...*

*Continued from previous page...*

Mol	Chain	Res	Type	Group
59	BM	80	ARG	Sidechain
59	BM	90	TYR	Sidechain
62	BN	117	GLY	Peptide
62	BN	162	TYR	Sidechain
62	BN	22	TYR	Sidechain
62	BN	4	ARG	Sidechain
62	BN	58	ARG	Sidechain
62	BN	72	TYR	Sidechain
62	BN	79	ARG	Sidechain
62	BN	87	ARG	Sidechain
32	BO	113	ARG	Sidechain
32	BO	14	ARG	Sidechain
32	BO	142	TYR	Sidechain
32	BO	152	TYR	Sidechain
32	BO	171	TYR	Sidechain
32	BO	191	ARG	Sidechain
32	BO	34	ARG	Sidechain
32	BO	51	TYR	Sidechain
32	BO	7	TYR	Sidechain
32	BO	8	ARG	Sidechain
32	BO	84	TYR	Sidechain
58	BP	25	TYR	Sidechain
58	BP	3	ARG	Sidechain
49	BQ	100	ARG	Sidechain
49	BQ	115	ILE	Mainchain
49	BQ	117	ARG	Sidechain
49	BQ	133	LYS	Peptide
49	BQ	2	ASN	Peptide
49	BQ	3	THR	Peptide
49	BQ	61	TYR	Sidechain
49	BQ	66	ARG	Sidechain
49	BQ	76	ARG	Sidechain
49	BQ	8	ARG	Sidechain
48	BR	22	ARG	Sidechain
48	BR	3	GLN	Peptide
48	BR	40	ARG	Sidechain
48	BR	57	ARG	Sidechain
48	BR	8	PHE	Sidechain
48	BR	87	PHE	Sidechain
60	BS	131	ARG	Sidechain
60	BS	133	PHE	Sidechain
60	BS	16	ARG	Sidechain

*Continued on next page...*

*Continued from previous page...*

Mol	Chain	Res	Type	Group
60	BS	50	TYR	Sidechain
60	BS	72	HIS	Sidechain
60	BS	82	ARG	Sidechain
60	BS	9	PHE	Sidechain
42	BT	4	TYR	Sidechain
42	BT	74	TYR	Sidechain
42	BT	86	PHE	Sidechain
37	BU	14	PHE	Sidechain
37	BU	3	ILE	Peptide
37	BU	73	ARG	Sidechain
50	BV	14	PHE	Sidechain
50	BV	48	ARG	Sidechain
50	BV	56	TYR	Sidechain
50	BV	9	TYR	Sidechain
44	BW	48	ARG	Sidechain
44	BW	53	ARG	Sidechain
31	BY	110	LEU	Peptide
31	BY	120	HIS	Sidechain
31	BY	29	HIS	Sidechain,Peptide
31	BY	53	TYR	Sidechain
31	BY	71	ARG	Sidechain
31	BY	73	ARG	Sidechain
57	BZ	51	TYR	Sidechain
41	Ba	24	ARG	Sidechain,Peptide
41	Ba	34	PHE	Sidechain
41	Ba	7	GLU	Peptide
41	Ba	79	GLU	Peptide
41	Ba	84	GLU	Peptide
41	Ba	85	GLU	Peptide
38	Bb	111	ARG	Sidechain
38	Bb	117	ARG	Sidechain
38	Bb	126	LEU	Peptide
38	Bb	128	PRO	Peptide
38	Bb	31	TYR	Sidechain
38	Bb	34	PHE	Sidechain,Peptide
38	Bb	35	LYS	Peptide
38	Bb	38	PRO	Peptide
38	Bb	74	LEU	Peptide
64	Bc	10	TYR	Sidechain
64	Bc	15	GLU	Mainchain
64	Bc	18	HIS	Sidechain
64	Bc	32	ARG	Sidechain

*Continued on next page...*

*Continued from previous page...*

Mol	Chain	Res	Type	Group
64	Bc	50	GLY	Peptide
64	Bc	51	LYS	Peptide
64	Bc	68	ARG	Sidechain
61	Bd	30	LYS	Peptide
61	Bd	38	MET	Peptide
61	Bd	5	TYR	Sidechain
61	Bd	55	ARG	Sidechain
61	Bd	6	ARG	Sidechain
61	Bd	66	ARG	Sidechain
61	Bd	8	ARG	Sidechain
39	Be	1	MET	Peptide
39	Be	11	ARG	Sidechain
39	Be	25	ARG	Sidechain
39	Be	34	TYR	Sidechain
39	Be	42	ARG	Sidechain
39	Be	44	ARG	Sidechain
39	Be	47	ARG	Sidechain
39	Be	49	TYR	Sidechain
39	Be	50	ARG	Sidechain
39	Be	51	TRP	Peptide
39	Be	52	SER	Peptide
39	Be	8	PHE	Peptide
36	Bf	12	ARG	Sidechain
36	Bf	2	ALA	Peptide
36	Bf	22	ARG	Sidechain
36	Bf	3	ARG	Sidechain,Peptide
36	Bf	33	ARG	Sidechain,Peptide
36	Bf	34	ARG	Sidechain
36	Bf	37	THR	Peptide
36	Bf	38	HIS	Sidechain,Peptide
36	Bf	48	LYS	Peptide
36	Bf	49	LEU	Peptide
63	Bg	10	ARG	Sidechain
63	Bg	12	PHE	Sidechain
63	Bg	4	PHE	Peptide
63	Bg	41	PRO	Peptide
45	Bi	16	ARG	Sidechain
45	Bi	17	TYR	Sidechain
45	Bi	68	TYR	Sidechain
45	Bi	80	ARG	Sidechain
51	Bj	13	PHE	Sidechain
51	Bj	28	ARG	Sidechain

*Continued on next page...*

*Continued from previous page...*

Mol	Chain	Res	Type	Group
51	Bj	30	ARG	Sidechain,Peptide
51	Bj	38	ARG	Sidechain
51	Bj	39	ARG	Sidechain
51	Bj	42	ARG	Sidechain
51	Bj	47	TYR	Sidechain
51	Bj	50	PHE	Sidechain
51	Bj	52	ARG	Peptide
51	Bj	54	LYS	Peptide
51	Bj	55	PRO	Peptide
51	Bj	57	GLY	Peptide
51	Bj	58	ARG	Peptide
51	Bj	62	VAL	Peptide
51	Bj	63	LYS	Peptide
51	Bj	82	ARG	Sidechain
51	Bj	84	PHE	Sidechain
43	Bk	107	ARG	Sidechain,Peptide
43	Bk	109	PRO	Peptide
43	Bk	187	VAL	Peptide
43	Bk	213	TYR	Sidechain
43	Bk	33	MET	Peptide
43	Bk	36	TYR	Sidechain
43	Bk	42	ARG	Sidechain
43	Bk	54	VAL	Peptide
43	Bk	70	GLU	Peptide
66	Bl	25	TYR	Sidechain
66	Bl	38	TYR	Sidechain
66	Bl	71	ARG	Sidechain

## 5.2 Too-close contacts ⓘ

In the following table, the Non-H and H(model) columns list the number of non-hydrogen atoms and hydrogen atoms in the chain respectively. The H(added) column lists the number of hydrogen atoms added and optimized by MolProbity. The Clashes column lists the number of clashes within the asymmetric unit, whereas Symm-Clashes lists symmetry related clashes.

Mol	Chain	Non-H	H(model)	H(added)	Clashes	Symm-Clashes
1	AQ	1310	0	1392	8	0
2	AK	1072	0	1128	99	0
3	AI	1028	0	1065	121	0
4	AG	984	0	1043	182	0
5	AW	478	0	524	18	0
6	AC	1459	0	1549	17	0

*Continued on next page...*

*Continued from previous page...*

Mol	Chain	Non-H	H(model)	H(added)	Clashes	Symm-Clashes
7	AB	1623	0	1685	17	0
8	AR	934	0	959	25	0
9	A9	286	0	62	4	0
10	AD	1434	0	1498	43	0
11	A1	1649	0	838	18	0
12	AN	1140	0	1235	116	0
13	AX	568	0	600	39	0
14	AM	1004	0	1041	15	0
15	AE	1976	0	2046	29	0
16	AJ	1004	0	1088	5	0
17	AO	1189	0	1248	2	0
18	AF	1716	0	1768	360	0
19	AS	556	0	604	0	0
20	A3	939	0	994	3	0
20	B4	939	0	994	12	0
20	BG	939	0	994	72	0
21	A2	32135	0	16230	1011	0
22	AY	409	0	410	1	0
23	AT	923	0	986	0	0
24	AA	1559	0	1648	3	0
25	AH	1736	0	1787	359	0
26	AP	462	0	492	43	0
27	A0	1625	0	824	12	0
28	AV	823	0	847	77	0
28	B6	782	0	806	1	0
29	AL	822	0	870	73	0
30	AU	1175	0	1216	36	0
31	BY	1243	0	1326	109	0
32	BO	1597	0	1639	10	0
33	BC	2912	0	3073	40	0
34	B5	614	0	670	67	0
34	BK	614	0	670	3	0
35	BL	1154	0	1217	268	0
36	Bf	445	0	510	0	0
37	BU	1008	0	1077	8	0
38	Bb	1074	0	1167	0	0
39	Be	506	0	528	0	0
40	BE	1489	0	1550	22	0
41	Ba	746	0	808	0	0
42	BT	680	0	739	0	0
43	Bk	1632	0	1725	0	0
44	BW	594	0	665	1	0

*Continued on next page...*

*Continued from previous page...*

Mol	Chain	Non-H	H(model)	H(added)	Clashes	Symm-Clashes
45	Bi	590	0	631	0	0
46	BA	1677	0	1796	30	0
47	BI	1150	0	1240	10	0
48	BR	787	0	827	88	0
49	BQ	1256	0	1389	84	0
50	BV	555	0	548	67	0
51	Bj	787	0	837	0	0
52	BB	1838	0	1914	20	0
53	BD	2026	0	2134	42	0
54	BF	1476	0	1518	24	0
55	Bh	230	0	269	0	0
56	BH	988	0	1077	84	0
57	BZ	754	0	804	49	0
58	BP	966	0	1019	10	0
59	BM	1595	0	1695	46	0
60	BS	1200	0	1255	4	0
61	Bd	740	0	806	0	0
62	BN	1378	0	1405	4	0
63	Bg	371	0	395	0	0
64	Bc	685	0	743	0	0
65	BJ	1014	0	1073	72	0
66	Bl	659	0	699	0	0
67	B1	65577	0	33094	1346	0
68	B3	2694	0	1371	60	0
All	All	173979	0	126374	3655	0

The all-atom clashscore is defined as the number of clashes found per 1000 atoms (including hydrogen atoms). The all-atom clashscore for this structure is 17.

All (3655) close contacts within the same asymmetric unit are listed below, sorted by their clash magnitude.

Atom-1	Atom-2	Interatomic distance (Å)	Clash overlap (Å)
21:A2:340:A:C1'	21:A2:340:A:C2'	1.74	1.63
67:B1:404:G:C2'	67:B1:404:G:C1'	1.76	1.62
68:B3:35:A:C2'	68:B3:35:A:C1'	1.78	1.61
67:B1:2554:A:C2'	67:B1:2554:A:C1'	1.79	1.61
21:A2:1458:A:C1'	21:A2:1458:A:C2'	1.74	1.61
67:B1:1575:G:C1'	67:B1:1575:G:C2'	1.76	1.60
33:BC:108:ASN:CB	33:BC:172:TRP:CH2	1.77	1.59
67:B1:2144:U:C2'	67:B1:2144:U:C1'	1.75	1.58
2:AK:50:ILE:HD11	25:AH:13:HIS:CE1	1.37	1.57

*Continued on next page...*

*Continued from previous page...*

Atom-1	Atom-2	Interatomic distance (Å)	Clash overlap (Å)
2:AK:46:LEU:HD21	25:AH:13:HIS:CG	1.32	1.57
67:B1:1037:C:C2'	67:B1:1037:C:C1'	1.80	1.57
25:AH:3:LYS:HD2	30:AU:143:ILE:CG1	1.09	1.56
67:B1:2702:A:C2'	67:B1:2702:A:C1'	1.76	1.56
25:AH:3:LYS:CD	30:AU:143:ILE:HG12	1.29	1.56
7:AB:104:PRO:CG	18:AF:19:LYS:HE2	1.18	1.56
67:B1:2115:U:C1'	67:B1:2115:U:C2'	1.80	1.56
67:B1:1567:C:C4'	67:B1:1567:C:C5'	1.79	1.55
67:B1:1600:G:C2'	67:B1:1600:G:C1'	1.79	1.55
67:B1:350:A:C1'	67:B1:350:A:C2'	1.77	1.55
67:B1:237:G:C2'	67:B1:237:G:C1'	1.78	1.54
21:A2:804:U:C1'	21:A2:804:U:C2'	1.75	1.54
67:B1:2507:C:C1'	67:B1:2507:C:C2'	1.82	1.54
2:AK:46:LEU:HD11	25:AH:13:HIS:CE1	1.37	1.54
67:B1:1707:A:C2'	67:B1:1707:A:C1'	1.84	1.54
67:B1:956:U:C1'	67:B1:956:U:C2'	1.81	1.54
7:AB:104:PRO:HG2	18:AF:19:LYS:CE	1.37	1.53
21:A2:798:U:C1'	21:A2:798:U:C2'	1.78	1.53
2:AK:102:TYR:CE1	25:AH:42:ARG:HG3	1.43	1.53
67:B1:2382:A:C1'	67:B1:2382:A:C2'	1.77	1.51
21:A2:1200:U:H5	25:AH:91:ARG:C	1.13	1.50
4:AG:103:ARG:NH1	21:A2:329:G:C4'	1.70	1.50
21:A2:8:U:C2'	21:A2:8:U:C1'	1.79	1.50
21:A2:423:U:C2'	21:A2:423:U:C1'	1.75	1.50
67:B1:1678:A:C2'	67:B1:1678:A:C1'	1.76	1.49
2:AK:46:LEU:CD2	25:AH:13:HIS:ND1	1.73	1.47
67:B1:1045:A:C1'	67:B1:1045:A:C2'	1.89	1.47
21:A2:562:A:C2'	21:A2:562:A:C1'	1.81	1.46
3:AI:28:LYS:CD	5:AW:4:PRO:HB3	1.40	1.46
21:A2:1200:U:C5	25:AH:91:ARG:C	1.88	1.46
2:AK:46:LEU:CG	25:AH:13:HIS:ND1	1.77	1.45
21:A2:1200:U:C2'	21:A2:1200:U:C1'	1.82	1.45
15:AE:55:TYR:CD1	28:AV:9:LYS:NZ	1.82	1.45
26:AP:56:GLU:HG2	29:AL:63:ARG:CB	1.45	1.45
26:AP:56:GLU:HB3	29:AL:63:ARG:CD	1.43	1.45
67:B1:565:A:C1'	67:B1:565:A:C2'	1.81	1.45
67:B1:1179:G:C2'	67:B1:1179:G:C1'	1.79	1.44
21:A2:85:A:C2'	21:A2:85:A:C1'	1.91	1.44
21:A2:382:G:C1'	21:A2:382:G:C2'	1.78	1.44
31:BY:155:LEU:CD1	67:B1:602:G:OP1	1.64	1.44
67:B1:1569:A:C5'	67:B1:1569:A:O5'	1.66	1.43

*Continued on next page...*



*Continued from previous page...*

Atom-1	Atom-2	Interatomic distance (Å)	Clash overlap (Å)
4:AG:77:ASP:CG	21:A2:1403:U:C2	1.90	1.43
21:A2:966:G:C2'	21:A2:966:G:C1'	1.75	1.43
2:AK:50:ILE:HD11	25:AH:13:HIS:NE2	1.12	1.42
67:B1:1569:A:O2'	67:B1:1569:A:C2'	1.66	1.42
67:B1:1568:A:O5'	67:B1:1568:A:C5'	1.67	1.42
3:AI:97:PHE:HE1	18:AF:131:TRP:NE1	0.96	1.42
65:BJ:87:LYS:HG3	67:B1:2398:C:P	107.03	1.42
21:A2:1360:C:O4'	21:A2:1360:C:C1'	1.64	1.42
67:B1:1642:G:C2'	67:B1:1642:G:C1'	1.91	1.42
21:A2:434:A:C2'	21:A2:434:A:C1'	1.90	1.42
56:BH:128:GLY:HA3	67:B1:1198:G:N2	1.24	1.41
12:AN:135:LYS:NZ	21:A2:29:G:H1'	1.11	1.41
67:B1:1754:A:C1'	67:B1:1754:A:C2'	1.76	1.41
21:A2:523:C:O4'	21:A2:523:C:C1'	1.63	1.40
20:BG:36:THR:HG22	59:BM:3:MET:SD	1.60	1.40
11:A1:1:G:OP2	11:A1:1:G:P	1.00	1.40
67:B1:1:G:P	67:B1:1:G:OP2	1.00	1.40
67:B1:1:G:OP1	67:B1:1:G:P	1.00	1.39
68:B3:1:C:P	68:B3:1:C:OP2	1.00	1.39
67:B1:3024:C:C1'	67:B1:3024:C:O4'	1.65	1.39
27:A0:1:G:P	27:A0:1:G:OP2	1.00	1.39
27:A0:1:G:OP1	27:A0:1:G:P	1.00	1.39
11:A1:1:G:P	11:A1:1:G:OP1	1.00	1.39
8:AR:60:TYR:CE2	12:AN:16:LEU:HD12	1.53	1.39
2:AK:102:TYR:HE1	25:AH:42:ARG:CG	1.34	1.39
21:A2:199:A:C1'	21:A2:199:A:O4'	1.65	1.39
68:B3:1:C:P	68:B3:1:C:OP1	1.00	1.39
21:A2:1:A:OP2	21:A2:1:A:P	1.00	1.39
10:AD:136:ILE:HB	28:AV:60:PHE:CE2	1.57	1.38
21:A2:1122:C:O4'	21:A2:1122:C:C1'	1.64	1.38
21:A2:1200:U:C5	25:AH:91:ARG:O	1.75	1.38
4:AG:92:PRO:CG	21:A2:1412:A:O2'	1.72	1.38
67:B1:1568:A:C2'	67:B1:1568:A:O2'	1.69	1.38
67:B1:186:A:O4'	67:B1:186:A:C1'	1.67	1.38
67:B1:1245:C:O4'	67:B1:1245:C:C1'	1.68	1.38
46:BA:20:LYS:O	67:B1:1811:G:C1'	171.97	1.37
68:B3:110:C:O4'	68:B3:110:C:C1'	1.68	1.37
67:B1:665:C:O4'	67:B1:665:C:C1'	1.64	1.37
67:B1:874:U:C1'	67:B1:874:U:O4'	1.67	1.37
4:AG:120:ASN:ND2	21:A2:151:G:H1'	1.38	1.36
35:BL:44:LYS:N	67:B1:961:C:O2'	1.58	1.36

*Continued on next page...*

*Continued from previous page...*

Atom-1	Atom-2	Interatomic distance (Å)	Clash overlap (Å)
67:B1:1273:C:O4'	67:B1:1273:C:C1'	1.63	1.36
25:AH:3:LYS:CE	30:AU:144:ILE:N	1.89	1.36
34:B5:50:ILE:CG1	57:BZ:28:LYS:NZ	1.88	1.36
67:B1:1161:A:C1'	67:B1:1161:A:O4'	1.63	1.36
67:B1:1363:C:C1'	67:B1:1363:C:O4'	1.63	1.36
67:B1:1688:C:C1'	67:B1:1688:C:O4'	1.65	1.35
67:B1:1234:A:C1'	67:B1:1234:A:O4'	1.67	1.35
67:B1:785:C:O4'	67:B1:785:C:C1'	1.63	1.35
11:A1:25:G:C1'	11:A1:25:G:O4'	1.67	1.35
2:AK:39:GLU:OE2	25:AH:5:LEU:HG	1.18	1.35
67:B1:1988:U:C1'	67:B1:1988:U:O4'	1.64	1.34
33:BC:108:ASN:HB3	33:BC:172:TRP:CH2	0.83	1.34
68:B3:115:C:O4'	68:B3:115:C:C1'	1.65	1.34
21:A2:1106:A:C1'	21:A2:1106:A:O4'	1.67	1.34
25:AH:3:LYS:HE2	30:AU:144:ILE:C	1.48	1.34
21:A2:1200:U:C4	25:AH:91:ARG:O	1.81	1.34
67:B1:2265:C:O4'	67:B1:2265:C:C1'	1.64	1.34
67:B1:135:U:O4'	67:B1:135:U:C1'	1.66	1.33
26:AP:56:GLU:CG	29:AL:63:ARG:HB3	1.56	1.33
67:B1:2402:A:O4'	67:B1:2402:A:C1'	1.65	1.33
21:A2:1149:C:O4'	21:A2:1149:C:C1'	1.65	1.33
2:AK:46:LEU:HD21	25:AH:13:HIS:ND1	1.28	1.33
21:A2:146:A:C1'	21:A2:146:A:O4'	1.66	1.33
25:AH:3:LYS:HE3	30:AU:144:ILE:N	1.03	1.33
31:BY:30:ARG:NE	67:B1:1297:C:OP1	1.62	1.33
21:A2:1354:A:C1'	21:A2:1354:A:O4'	1.67	1.32
67:B1:2476:A:O4'	67:B1:2476:A:C1'	1.70	1.32
67:B1:1568:A:C6	67:B1:1569:A:N6	1.97	1.32
67:B1:14:A:C1'	67:B1:14:A:O4'	1.67	1.32
67:B1:2047:U:C1'	67:B1:2047:U:O4'	1.66	1.32
50:BV:20:LYS:NZ	65:BJ:88:GLU:CB	1.91	1.32
13:AX:71:ARG:NH2	21:A2:1041:C:H5''	1.42	1.32
67:B1:1745:U:C1'	67:B1:1745:U:O4'	1.67	1.32
67:B1:1450:C:O4'	67:B1:1450:C:C1'	1.66	1.32
67:B1:2511:C:O4'	67:B1:2511:C:C1'	1.66	1.32
67:B1:1574:A:C1'	67:B1:1574:A:O4'	1.67	1.31
3:AI:4:LEU:CB	21:A2:540:G:H4'	1.58	1.31
67:B1:883:G:O4'	67:B1:883:G:C1'	1.64	1.31
21:A2:1018:C:C1'	21:A2:1018:C:O4'	1.63	1.31
3:AI:4:LEU:HB2	21:A2:540:G:C4'	1.61	1.31
67:B1:2642:C:O4'	67:B1:2642:C:C1'	1.65	1.31

*Continued on next page...*

*Continued from previous page...*

Atom-1	Atom-2	Interatomic distance (Å)	Clash overlap (Å)
15:AE:55:TYR:HD1	28:AV:9:LYS:NZ	1.15	1.31
18:AF:73:ARG:NH1	21:A2:879:U:H5''	1.45	1.31
67:B1:715:G:O4'	67:B1:715:G:C1'	1.77	1.31
53:BD:85:PHE:CZ	67:B1:1398:C:O2'	1.82	1.31
12:AN:135:LYS:NZ	21:A2:29:G:C1'	1.94	1.30
67:B1:1214:C:C1'	67:B1:1214:C:O4'	1.64	1.30
21:A2:686:C:C1'	21:A2:686:C:O4'	1.66	1.30
67:B1:2706:C:C1'	67:B1:2706:C:O4'	1.64	1.30
67:B1:1036:C:C1'	67:B1:1036:C:O4'	1.71	1.30
21:A2:369:A:H4'	21:A2:434:A:N7	1.46	1.30
46:BA:20:LYS:HB3	67:B1:1811:G:C8	171.14	1.30
67:B1:143:C:C1'	67:B1:143:C:O4'	1.65	1.30
21:A2:415:C:C1'	21:A2:415:C:O4'	1.64	1.30
21:A2:1254:C:C1'	21:A2:1254:C:O4'	1.65	1.30
34:B5:50:ILE:HG12	57:BZ:28:LYS:NZ	1.43	1.30
67:B1:2122:G:O4'	67:B1:2122:G:C1'	1.65	1.30
26:AP:56:GLU:CB	29:AL:63:ARG:HD2	1.60	1.30
15:AE:55:TYR:HD1	28:AV:9:LYS:CE	1.44	1.30
21:A2:1307:G:N2	25:AH:48:HIS:CE1	1.99	1.30
21:A2:573:C:C1'	21:A2:573:C:O4'	1.69	1.30
67:B1:158:C:O4'	67:B1:158:C:C1'	1.68	1.29
4:AG:97:LYS:CD	21:A2:87:C:OP1	1.80	1.29
67:B1:2313:G:C1'	67:B1:2313:G:O4'	1.64	1.29
67:B1:1982:C:O4'	67:B1:1982:C:C1'	1.70	1.29
67:B1:1934:C:O4'	67:B1:1934:C:C1'	1.64	1.29
48:BR:14:LYS:HB2	67:B1:995:G:OP2	1.16	1.29
21:A2:1125:C:O4'	21:A2:1125:C:C1'	1.64	1.29
67:B1:3042:C:O4'	67:B1:3042:C:C1'	1.64	1.29
21:A2:1332:C:O2'	25:AH:98:VAL:HG23	1.25	1.29
21:A2:1371:C:O4'	21:A2:1371:C:C1'	1.67	1.29
21:A2:1353:C:O4'	21:A2:1353:C:C1'	1.67	1.29
67:B1:2019:C:O4'	67:B1:2019:C:C1'	1.65	1.29
21:A2:1144:G:C1'	21:A2:1144:G:O4'	1.71	1.29
33:BC:108:ASN:CG	33:BC:172:TRP:CZ3	2.06	1.29
21:A2:1334:A:O2'	25:AH:69:ASN:CG	1.68	1.29
67:B1:927:G:O4'	67:B1:927:G:C1'	1.64	1.29
21:A2:1322:C:C1'	21:A2:1322:C:O4'	1.73	1.29
21:A2:974:G:O4'	21:A2:974:G:C1'	1.66	1.29
67:B1:884:C:O4'	67:B1:884:C:C1'	1.69	1.28
21:A2:1185:A:C1'	21:A2:1185:A:O4'	1.64	1.28
67:B1:876:C:C1'	67:B1:876:C:O4'	1.68	1.28

*Continued on next page...*

*Continued from previous page...*

Atom-1	Atom-2	Interatomic distance (Å)	Clash overlap (Å)
21:A2:1167:C:C1'	21:A2:1167:C:O4'	1.64	1.28
68:B3:41:A:O4'	68:B3:41:A:C1'	1.65	1.28
67:B1:140:C:C1'	67:B1:140:C:O4'	1.63	1.28
50:BV:20:LYS:HZ1	65:BJ:88:GLU:CB	1.43	1.28
67:B1:1298:C:C1'	67:B1:1298:C:O4'	1.68	1.28
50:BV:25:ASN:N	65:BJ:100:GLU:OE2	1.65	1.28
68:B3:119:C:O4'	68:B3:119:C:C1'	1.66	1.28
21:A2:30:C:O4'	21:A2:30:C:C1'	1.66	1.27
67:B1:2225:C:C1'	67:B1:2225:C:O4'	1.64	1.27
67:B1:2858:C:C1'	67:B1:2858:C:O4'	1.71	1.27
4:AG:86:VAL:CG1	21:A2:1414:G:OP1	1.79	1.27
48:BR:14:LYS:CB	67:B1:995:G:OP2	1.81	1.27
67:B1:1976:C:C1'	67:B1:1976:C:O4'	1.67	1.27
21:A2:1259:A:O4'	21:A2:1259:A:C1'	1.67	1.27
2:AK:50:ILE:CD1	25:AH:13:HIS:CE1	2.18	1.27
67:B1:2544:C:C1'	67:B1:2544:C:O4'	1.73	1.27
27:A0:62:C:O4'	27:A0:62:C:C1'	1.64	1.27
21:A2:326:C:O4'	21:A2:326:C:C1'	1.67	1.27
21:A2:295:G:C1'	21:A2:295:G:O4'	1.63	1.27
12:AN:135:LYS:HZ1	21:A2:29:G:C1'	1.48	1.26
49:BQ:76:ARG:NH1	67:B1:1884:C:H5	1.32	1.26
21:A2:161:C:O4'	21:A2:161:C:C1'	1.66	1.26
31:BY:75:ILE:HD13	67:B1:1324:G:OP2	1.32	1.26
21:A2:1038:C:C1'	21:A2:1038:C:O4'	1.63	1.26
67:B1:2807:C:O4'	67:B1:2807:C:C1'	1.65	1.26
67:B1:2897:C:O4'	67:B1:2897:C:C1'	1.74	1.26
67:B1:1920:A:C1'	67:B1:1920:A:O4'	1.68	1.26
67:B1:370:A:C1'	67:B1:370:A:O4'	1.70	1.26
67:B1:2201:C:O4'	67:B1:2201:C:C1'	1.64	1.26
67:B1:2284:C:O4'	67:B1:2284:C:C1'	1.68	1.26
67:B1:2890:A:C1'	67:B1:2890:A:O4'	1.69	1.26
21:A2:553:C:O4'	21:A2:553:C:C1'	1.73	1.26
67:B1:610:C:C1'	67:B1:610:C:O4'	1.68	1.25
67:B1:2169:C:O4'	67:B1:2169:C:C1'	1.68	1.25
21:A2:633:C:O4'	21:A2:633:C:C1'	1.66	1.25
33:BC:108:ASN:OD1	33:BC:172:TRP:CZ3	1.88	1.25
67:B1:1278:C:C1'	67:B1:1278:C:O4'	1.67	1.25
67:B1:2545:A:C1'	67:B1:2545:A:O4'	1.65	1.25
13:AX:23:ASP:HA	21:A2:1338:C:O2	1.14	1.25
25:AH:3:LYS:CD	30:AU:143:ILE:CG1	1.94	1.25
67:B1:976:C:O4'	67:B1:976:C:C1'	1.66	1.25

*Continued on next page...*

*Continued from previous page...*

Atom-1	Atom-2	Interatomic distance (Å)	Clash overlap (Å)
67:B1:849:C:C1'	67:B1:849:C:O4'	1.64	1.25
67:B1:392:G:O4'	67:B1:392:G:C1'	1.64	1.25
67:B1:248:C:O4'	67:B1:248:C:C1'	1.68	1.25
67:B1:2319:C:O4'	67:B1:2319:C:C1'	1.72	1.25
67:B1:1029:C:C1'	67:B1:1029:C:O4'	1.72	1.25
67:B1:44:C:C1'	67:B1:44:C:O4'	1.70	1.25
67:B1:2647:G:O4'	67:B1:2647:G:C1'	1.64	1.25
21:A2:1329:C:O4'	21:A2:1329:C:C1'	1.73	1.25
67:B1:1794:C:C1'	67:B1:1794:C:O4'	1.66	1.25
21:A2:1155:U:C1'	21:A2:1155:U:O4'	1.67	1.25
21:A2:1200:U:OP1	25:AH:179:SER:CA	1.83	1.24
4:AG:77:ASP:CG	21:A2:1403:U:O2	1.70	1.24
21:A2:434:A:C4	28:AV:85:TYR:HD1	1.53	1.24
18:AF:73:ARG:NH1	21:A2:1034:G:OP1	1.70	1.24
67:B1:2433:U:O4'	67:B1:2433:U:C1'	1.64	1.24
21:A2:1179:C:O4'	21:A2:1179:C:C1'	1.68	1.24
65:BJ:87:LYS:HG3	67:B1:2398:C:OP1	106.94	1.24
67:B1:374:C:O4'	67:B1:374:C:C1'	1.66	1.24
21:A2:1080:C:C1'	21:A2:1080:C:O4'	1.65	1.24
65:BJ:87:LYS:CG	67:B1:2398:C:OP1	106.31	1.24
4:AG:120:ASN:OD1	21:A2:151:G:O4'	1.52	1.24
13:AX:71:ARG:CZ	21:A2:1041:C:H5''	1.67	1.24
21:A2:1217:C:C1'	21:A2:1217:C:O4'	1.67	1.24
67:B1:898:G:C1'	67:B1:898:G:O4'	1.67	1.24
18:AF:73:ARG:NH1	21:A2:879:U:C5'	2.00	1.24
21:A2:1253:G:OP1	25:AH:1:MET:HB3	1.38	1.24
33:BC:108:ASN:OD1	33:BC:172:TRP:CE3	1.90	1.23
7:AB:104:PRO:CG	18:AF:19:LYS:CE	2.01	1.23
21:A2:362:C:C1'	21:A2:362:C:O4'	1.64	1.23
2:AK:46:LEU:CD1	25:AH:13:HIS:CE1	2.21	1.23
2:AK:102:TYR:CE1	25:AH:42:ARG:CG	2.14	1.23
27:A0:41:C:O4'	27:A0:41:C:C1'	1.66	1.23
67:B1:2819:C:O4'	67:B1:2819:C:C1'	1.66	1.23
2:AK:46:LEU:CD2	25:AH:13:HIS:CG	2.14	1.23
4:AG:103:ARG:NH1	21:A2:329:G:H4'	0.91	1.23
34:B5:3:ALA:N	57:BZ:27:ALA:O	1.72	1.23
35:BL:131:PRO:HD2	67:B1:732:G:OP1	1.39	1.23
21:A2:218:C:O4'	21:A2:218:C:C1'	1.66	1.23
21:A2:1082:A:O4'	21:A2:1082:A:C1'	1.67	1.23
67:B1:688:G:C1'	67:B1:688:G:O4'	1.64	1.23
67:B1:1559:A:O4'	67:B1:1559:A:C1'	1.63	1.23

*Continued on next page...*

*Continued from previous page...*

Atom-1	Atom-2	Interatomic distance (Å)	Clash overlap (Å)
67:B1:2671:C:O4'	67:B1:2671:C:C1'	1.71	1.22
12:AN:111:PRO:CG	21:A2:507:G:OP1	1.86	1.22
21:A2:357:C:C1'	21:A2:357:C:O4'	1.70	1.22
11:A1:57:C:O4'	11:A1:57:C:C1'	1.63	1.22
67:B1:1039:C:O4'	67:B1:1039:C:C1'	1.68	1.22
68:B3:57:C:C1'	68:B3:57:C:O4'	1.66	1.22
67:B1:817:G:O4'	67:B1:817:G:C1'	1.68	1.22
67:B1:92:G:C1'	67:B1:92:G:O4'	1.64	1.22
15:AE:64:LYS:NZ	28:AV:81:ILE:HB	1.51	1.22
67:B1:2146:C:C1'	67:B1:2146:C:O4'	1.66	1.22
21:A2:1072:C:O4'	21:A2:1072:C:C1'	1.65	1.22
4:AG:86:VAL:HG11	21:A2:1414:G:P	1.80	1.22
67:B1:1619:C:C1'	67:B1:1619:C:O4'	1.65	1.22
21:A2:475:C:O4'	21:A2:475:C:C1'	1.65	1.22
18:AF:82:ARG:NH2	21:A2:1023:C:OP1	1.73	1.22
67:B1:2231:G:O4'	67:B1:2231:G:C1'	1.66	1.22
21:A2:64:G:C1'	21:A2:64:G:O4'	1.69	1.21
67:B1:1566:G:C1'	67:B1:1566:G:O4'	1.84	1.21
21:A2:788:C:O4'	21:A2:788:C:C1'	1.64	1.21
21:A2:205:C:O4'	21:A2:205:C:C1'	1.66	1.21
21:A2:803:C:C1'	21:A2:803:C:O4'	1.66	1.21
67:B1:318:G:O4'	67:B1:318:G:C1'	1.63	1.21
67:B1:1568:A:C2	67:B1:1569:A:N1	2.08	1.21
67:B1:1243:C:O4'	67:B1:1243:C:C1'	1.69	1.21
67:B1:1162:C:C1'	67:B1:1162:C:O4'	1.65	1.21
48:BR:82:LYS:CE	67:B1:2473:C:OP1	1.87	1.21
67:B1:1406:G:C1'	67:B1:1406:G:O4'	1.63	1.21
67:B1:1504:C:O4'	67:B1:1504:C:C1'	1.69	1.21
21:A2:138:C:C1'	21:A2:138:C:O4'	1.64	1.21
12:AN:111:PRO:HG3	21:A2:507:G:P	1.80	1.21
67:B1:274:C:O4'	67:B1:274:C:C1'	1.66	1.21
67:B1:1186:G:O4'	67:B1:1186:G:C1'	1.63	1.21
48:BR:50:HIS:CD2	67:B1:2450:A:N1	2.07	1.21
21:A2:409:C:C1'	21:A2:409:C:O4'	1.63	1.21
67:B1:412:G:C1'	67:B1:412:G:O4'	1.74	1.21
67:B1:2427:C:C1'	67:B1:2427:C:O4'	1.66	1.21
21:A2:797:U:C1'	21:A2:797:U:O4'	1.65	1.20
35:BL:15:HIS:HB3	67:B1:946:U:OP1	1.37	1.20
35:BL:26:ARG:HD3	67:B1:941:C:C5	1.76	1.20
2:AK:50:ILE:CD1	25:AH:13:HIS:NE2	2.03	1.20
67:B1:2489:C:C1'	67:B1:2489:C:O4'	1.70	1.20

*Continued on next page...*

*Continued from previous page...*

Atom-1	Atom-2	Interatomic distance (Å)	Clash overlap (Å)
67:B1:2617:G:O4'	67:B1:2617:G:C1'	1.63	1.20
67:B1:719:C:C1'	67:B1:719:C:O4'	1.71	1.20
67:B1:2088:G:C1'	67:B1:2088:G:O4'	1.78	1.20
67:B1:2598:C:O4'	67:B1:2598:C:C1'	1.66	1.20
20:BG:3:LYS:CG	20:BG:55:GLU:O	1.90	1.20
46:BA:41:ARG:NH2	67:B1:3029:A:H1'	157.12	1.20
31:BY:130:LYS:CE	67:B1:1122:C:H5''	1.72	1.20
67:B1:2098:C:C1'	67:B1:2098:C:O4'	1.65	1.20
67:B1:1909:C:C1'	67:B1:1909:C:O4'	1.64	1.20
68:B3:27:C:C1'	68:B3:27:C:O4'	1.65	1.20
67:B1:2507:C:C1'	67:B1:2507:C:O4'	1.91	1.19
21:A2:1200:U:OP1	25:AH:179:SER:HA	1.04	1.19
10:AD:93:LEU:HB3	18:AF:161:ARG:O	1.43	1.19
67:B1:685:G:C1'	67:B1:685:G:O4'	1.68	1.19
67:B1:2920:C:C1'	67:B1:2920:C:O4'	1.73	1.19
13:AX:20:THR:O	21:A2:1341:C:C6	1.96	1.19
26:AP:56:GLU:CB	29:AL:63:ARG:CD	2.18	1.19
54:BF:1:MET:N	67:B1:1450:C:H5''	130.84	1.19
67:B1:1787:U:C1'	67:B1:1787:U:O4'	1.65	1.19
2:AK:50:ILE:HD11	25:AH:13:HIS:CD2	1.75	1.19
35:BL:58:LEU:O	67:B1:2510:A:O2'	1.59	1.19
11:A1:26:C:O4'	11:A1:26:C:C1'	1.64	1.19
67:B1:1610:C:C1'	67:B1:1610:C:O4'	1.67	1.19
3:AI:96:ALA:HB3	18:AF:143:PHE:CZ	1.77	1.19
21:A2:369:A:H4'	21:A2:434:A:C5	1.78	1.19
68:B3:120:C:O4'	68:B3:120:C:C1'	1.65	1.19
67:B1:2636:C:C1'	67:B1:2636:C:O4'	1.72	1.19
12:AN:3:GLY:N	21:A2:836:G:N7	1.90	1.19
21:A2:689:C:C1'	21:A2:689:C:O4'	1.74	1.19
12:AN:51:ARG:N	21:A2:359:A:OP1	1.76	1.18
67:B1:2869:U:O4'	67:B1:2869:U:C1'	1.66	1.18
67:B1:297:G:O4'	67:B1:297:G:C1'	1.70	1.18
67:B1:1567:C:C1'	67:B1:1567:C:O4'	1.84	1.18
20:BG:5:SER:OG	59:BM:22:LEU:HD21	1.43	1.18
21:A2:1200:U:C5	25:AH:91:ARG:CA	2.26	1.18
56:BH:124:LYS:HB3	67:B1:1219:C:O2'	1.44	1.18
21:A2:260:C:O4'	21:A2:260:C:C1'	1.70	1.18
21:A2:751:C:C1'	21:A2:751:C:O4'	1.65	1.18
21:A2:857:C:C1'	21:A2:857:C:O4'	1.72	1.18
35:BL:113:LEU:HD11	67:B1:732:G:C4	1.79	1.18
48:BR:50:HIS:NE2	67:B1:2450:A:C2	2.12	1.18

*Continued on next page...*

*Continued from previous page...*

Atom-1	Atom-2	Interatomic distance (Å)	Clash overlap (Å)
67:B1:1673:C:C1'	67:B1:1673:C:O4'	1.76	1.18
21:A2:72:C:C1'	21:A2:72:C:O4'	1.69	1.18
67:B1:1152:C:O4'	67:B1:1152:C:C1'	1.68	1.18
34:B5:50:ILE:CD1	57:BZ:28:LYS:HZ1	1.57	1.17
21:A2:1307:G:N1	25:AH:48:HIS:CD2	2.10	1.17
50:BV:22:TYR:OH	65:BJ:100:GLU:CG	1.90	1.17
3:AI:96:ALA:CB	18:AF:143:PHE:CE2	2.27	1.17
21:A2:17:C:C1'	21:A2:17:C:O4'	1.66	1.17
67:B1:2337:G:O4'	67:B1:2337:G:C1'	1.67	1.17
67:B1:957:C:O4'	67:B1:957:C:C1'	1.63	1.17
48:BR:59:HIS:HE1	67:B1:993:G:O3'	1.21	1.17
35:BL:34:ARG:NH2	67:B1:939:A:OP1	1.78	1.17
67:B1:2189:C:O4'	67:B1:2189:C:C1'	1.68	1.17
4:AG:77:ASP:OD2	21:A2:1403:U:C2	1.98	1.17
21:A2:807:C:O4'	21:A2:807:C:C1'	1.68	1.17
67:B1:325:G:O4'	67:B1:325:G:C1'	1.73	1.17
68:B3:43:C:C1'	68:B3:43:C:O4'	1.70	1.17
67:B1:2884:C:O4'	67:B1:2884:C:C1'	1.70	1.17
26:AP:56:GLU:CA	29:AL:63:ARG:HD3	1.75	1.17
20:BG:36:THR:CG2	59:BM:3:MET:SD	2.32	1.17
21:A2:1307:G:H1	25:AH:48:HIS:CD2	1.62	1.17
67:B1:1586:G:C1'	67:B1:1586:G:O4'	1.65	1.17
67:B1:775:C:O4'	67:B1:775:C:C1'	1.69	1.17
67:B1:614:G:O4'	67:B1:614:G:C1'	1.71	1.16
48:BR:48:SER:OG	67:B1:2446:C:OP1	1.58	1.16
21:A2:1200:U:N3	25:AH:180:PHE:HB2	1.58	1.16
3:AI:57:ARG:HE	21:A2:607:U:H4'	1.08	1.16
67:B1:2590:C:C1'	67:B1:2590:C:O4'	1.64	1.16
67:B1:2260:C:C1'	67:B1:2260:C:O4'	1.66	1.16
4:AG:77:ASP:OD2	21:A2:1403:U:N3	1.75	1.16
12:AN:5:LYS:CE	21:A2:838:C:C5	2.27	1.16
4:AG:102:ARG:CZ	21:A2:317:A:O2'	1.94	1.16
3:AI:96:ALA:HB2	18:AF:143:PHE:CE2	1.80	1.16
18:AF:86:LEU:HG	18:AF:100:ILE:HG22	1.28	1.16
18:AF:84:ARG:CZ	21:A2:1032:A:OP1	1.87	1.16
33:BC:108:ASN:HB3	33:BC:172:TRP:CZ2	1.79	1.16
31:BY:130:LYS:NZ	67:B1:1122:C:OP1	1.79	1.16
21:A2:1053:A:O4'	21:A2:1053:A:C1'	1.71	1.16
67:B1:2134:G:O4'	67:B1:2134:G:C1'	1.63	1.16
67:B1:1570:C:C1'	67:B1:1570:C:O4'	1.90	1.15
21:A2:1307:G:C2	25:AH:48:HIS:CE1	2.34	1.15

*Continued on next page...*



*Continued from previous page...*

Atom-1	Atom-2	Interatomic distance (Å)	Clash overlap (Å)
21:A2:806:G:C1'	21:A2:806:G:O4'	1.74	1.15
67:B1:1395:G:O4'	67:B1:1395:G:C1'	1.66	1.15
21:A2:1313:G:H5'	25:AH:81:VAL:HG21	1.25	1.15
2:AK:46:LEU:HG	25:AH:13:HIS:ND1	1.58	1.15
34:B5:50:ILE:CG1	57:BZ:28:LYS:HZ2	1.51	1.15
20:BG:3:LYS:HG3	20:BG:55:GLU:O	1.01	1.15
21:A2:455:C:O4'	21:A2:455:C:C1'	1.64	1.15
3:AI:96:ALA:CB	18:AF:143:PHE:CZ	2.29	1.15
18:AF:84:ARG:NH1	21:A2:1031:G:O3'	1.79	1.15
67:B1:745:C:O4'	67:B1:745:C:C1'	1.66	1.15
67:B1:1098:C:C1'	67:B1:1098:C:O4'	1.65	1.15
49:BQ:85:LYS:HE2	67:B1:1844:C:OP1	1.46	1.15
2:AK:102:TYR:OH	25:AH:42:ARG:HB2	1.42	1.15
3:AI:28:LYS:CE	5:AW:4:PRO:HB3	1.76	1.15
21:A2:434:A:C2	28:AV:84:GLU:HB2	1.81	1.15
48:BR:14:LYS:HE2	67:B1:995:G:OP1	1.45	1.15
12:AN:111:PRO:HD3	21:A2:507:G:OP2	1.46	1.15
34:B5:8:ARG:NH2	57:BZ:55:LEU:CD2	2.10	1.15
49:BQ:79:GLY:HA3	67:B1:1865:U:O3'	1.47	1.15
11:A1:61:U:C1'	11:A1:61:U:O4'	1.65	1.15
4:AG:92:PRO:HG3	21:A2:1412:A:O2'	0.97	1.15
2:AK:39:GLU:OE2	25:AH:5:LEU:CG	1.95	1.15
56:BH:124:LYS:HE3	67:B1:1220:U:C5'	1.75	1.15
67:B1:1592:U:C1'	67:B1:1592:U:O4'	1.63	1.15
21:A2:1333:G:N7	25:AH:48:HIS:CE1	2.15	1.14
21:A2:1372:C:C1'	21:A2:1372:C:O4'	1.63	1.14
50:BV:22:TYR:OH	65:BJ:100:GLU:HG2	0.98	1.14
21:A2:1190:C:O4'	21:A2:1190:C:C1'	1.64	1.14
67:B1:2520:C:C1'	67:B1:2520:C:O4'	1.63	1.14
34:B5:51:LYS:NZ	67:B1:1568:A:O2'	1.78	1.14
18:AF:73:ARG:CZ	21:A2:879:U:H4'	1.77	1.14
21:A2:605:C:C1'	21:A2:605:C:O4'	1.67	1.14
21:A2:941:C:O4'	21:A2:941:C:C1'	1.67	1.14
35:BL:132:LYS:NZ	67:B1:733:A:O3'	1.78	1.14
4:AG:94:PHE:CE1	21:A2:149:U:H5'	1.83	1.14
50:BV:20:LYS:NZ	65:BJ:88:GLU:HB3	1.55	1.14
12:AN:111:PRO:HG3	21:A2:507:G:OP1	0.97	1.14
21:A2:1200:U:H5	25:AH:91:ARG:CA	1.58	1.14
27:A0:11:C:O4'	27:A0:11:C:C1'	1.73	1.14
4:AG:77:ASP:OD1	21:A2:1403:U:C2	1.98	1.13
8:AR:60:TYR:CE2	12:AN:16:LEU:CD1	2.29	1.13

*Continued on next page...*

*Continued from previous page...*

Atom-1	Atom-2	Interatomic distance (Å)	Clash overlap (Å)
18:AF:50:ILE:HD12	18:AF:118:LYS:HB3	1.29	1.13
67:B1:1411:G:O4'	67:B1:1411:G:C1'	1.65	1.13
65:BJ:87:LYS:CD	67:B1:2398:C:OP1	106.82	1.13
21:A2:1255:C:C1'	21:A2:1255:C:O4'	1.65	1.13
21:A2:965:G:O4'	21:A2:965:G:C1'	1.71	1.13
35:BL:6:LYS:NZ	67:B1:1339:C:C5	2.17	1.13
35:BL:132:LYS:HD3	67:B1:733:A:H5''	1.28	1.13
11:A1:51:G:C1'	11:A1:51:G:O4'	1.63	1.13
33:BC:108:ASN:HB3	33:BC:172:TRP:CZ3	1.83	1.12
25:AH:3:LYS:CE	30:AU:144:ILE:C	2.17	1.12
21:A2:1200:U:H3	25:AH:180:PHE:HB2	0.96	1.12
35:BL:132:LYS:CD	67:B1:733:A:H5''	1.79	1.12
67:B1:1229:U:O4'	67:B1:1229:U:C1'	1.63	1.12
67:B1:366:G:C1'	67:B1:366:G:O4'	1.71	1.12
21:A2:1490:C:O4'	21:A2:1490:C:C1'	1.70	1.12
31:BY:135:LYS:CE	68:B3:95:G:H5''	1.78	1.12
21:A2:1282:C:O4'	21:A2:1282:C:C1'	1.70	1.12
4:AG:5:LYS:HG2	21:A2:142:G:H4'	1.17	1.12
35:BL:6:LYS:HA	67:B1:947:C:H41	1.06	1.12
31:BY:130:LYS:HE2	67:B1:1122:C:C5'	1.79	1.12
21:A2:440:C:O4'	21:A2:440:C:C1'	1.84	1.12
48:BR:81:SER:HB3	67:B1:2474:A:OP2	1.48	1.11
21:A2:705:C:C1'	21:A2:705:C:O4'	1.64	1.11
67:B1:1394:G:C1'	67:B1:1394:G:O4'	1.69	1.11
67:B1:147:C:C1'	67:B1:147:C:O4'	1.73	1.11
35:BL:44:LYS:HG2	67:B1:961:C:O4'	1.47	1.11
67:B1:1440:C:O4'	67:B1:1440:C:C1'	1.65	1.11
67:B1:2587:G:C1'	67:B1:2587:G:O4'	1.73	1.11
67:B1:1473:C:C1'	67:B1:1473:C:O4'	1.72	1.11
21:A2:434:A:N3	28:AV:84:GLU:HB2	1.64	1.11
48:BR:4:LYS:HG2	67:B1:2390:G:O6	1.50	1.11
4:AG:65:GLY:HA3	21:A2:151:G:C5'	1.81	1.10
13:AX:70:ARG:NH2	21:A2:1042:U:OP1	1.83	1.10
34:B5:50:ILE:CD1	57:BZ:28:LYS:NZ	2.12	1.10
2:AK:40:ILE:HG22	25:AH:44:LEU:HD11	1.32	1.10
21:A2:1251:C:OP2	25:AH:99:LYS:HD3	1.48	1.10
21:A2:1332:C:O2'	25:AH:98:VAL:CG2	2.00	1.10
35:BL:113:LEU:HD11	67:B1:732:G:C5	1.87	1.10
48:BR:71:GLU:N	67:B1:2484:C:OP1	1.84	1.10
2:AK:46:LEU:CD2	25:AH:13:HIS:HB2	1.80	1.10
65:BJ:52:ARG:HG2	67:B1:2548:A:C2	83.81	1.10

*Continued on next page...*

*Continued from previous page...*

Atom-1	Atom-2	Interatomic distance (Å)	Clash overlap (Å)
35:BL:15:HIS:CB	67:B1:946:U:OP1	1.98	1.10
18:AF:213:ILE:HG12	18:AF:215:PRO:HD2	1.22	1.10
48:BR:59:HIS:CE1	67:B1:993:G:O3'	2.04	1.10
21:A2:439:G:C1'	21:A2:439:G:O4'	1.68	1.10
21:A2:367:G:C1'	21:A2:367:G:O4'	1.75	1.09
67:B1:2735:C:O4'	67:B1:2735:C:C1'	1.70	1.09
2:AK:46:LEU:CD2	25:AH:13:HIS:CB	2.30	1.09
18:AF:73:ARG:CZ	21:A2:879:U:C4'	2.29	1.09
35:BL:26:ARG:NH1	67:B1:941:C:H3'	1.66	1.09
67:B1:409:C:C1'	67:B1:409:C:O4'	1.69	1.09
13:AX:20:THR:HG23	21:A2:1341:C:H1'	1.15	1.09
3:AI:28:LYS:HD3	5:AW:4:PRO:HB3	1.30	1.09
67:B1:1569:A:O2'	67:B1:1638:C:H1'	1.51	1.09
68:B3:1:C:P	68:B3:2:G:C8	2.46	1.09
13:AX:20:THR:HG23	21:A2:1341:C:C1'	1.81	1.09
31:BY:155:LEU:HD12	67:B1:602:G:OP1	0.93	1.08
35:BL:44:LYS:HA	67:B1:961:C:H1'	1.31	1.08
50:BV:20:LYS:NZ	65:BJ:88:GLU:HB2	1.53	1.08
34:B5:50:ILE:HD13	57:BZ:28:LYS:HZ1	1.12	1.08
48:BR:82:LYS:HE3	67:B1:2473:C:OP1	1.45	1.08
56:BH:128:GLY:CA	67:B1:1198:G:H21	1.65	1.08
46:BA:20:LYS:O	67:B1:1811:G:H1'	171.44	1.08
4:AG:86:VAL:HG13	21:A2:1414:G:OP1	1.39	1.08
49:BQ:82:LYS:HD2	67:B1:1788:G:H4'	1.36	1.08
67:B1:3027:C:O4'	67:B1:3027:C:C1'	1.65	1.08
3:AI:28:LYS:CE	21:A2:780:C:OP1	2.01	1.07
67:B1:1568:A:N1	67:B1:1569:A:N1	2.02	1.07
4:AG:102:ARG:NH1	21:A2:317:A:O2'	1.87	1.07
67:B1:2304:C:O4'	67:B1:2304:C:C1'	1.79	1.07
10:AD:136:ILE:CB	28:AV:60:PHE:CE2	2.37	1.07
4:AG:120:ASN:CG	21:A2:151:G:C1'	2.23	1.07
15:AE:64:LYS:HZ2	28:AV:81:ILE:HB	0.92	1.07
4:AG:97:LYS:HD2	21:A2:87:C:OP1	0.90	1.07
12:AN:79:LYS:HB2	21:A2:358:G:C5'	1.85	1.07
26:AP:56:GLU:CG	29:AL:63:ARG:CB	2.22	1.07
65:BJ:87:LYS:CE	67:B1:2398:C:OP1	106.83	1.07
21:A2:1333:G:C8	25:AH:48:HIS:CE1	2.43	1.07
34:B5:8:ARG:NH2	57:BZ:55:LEU:HD23	1.69	1.07
56:BH:128:GLY:CA	67:B1:1198:G:N2	2.17	1.06
4:AG:65:GLY:HA3	21:A2:151:G:H5''	1.23	1.06
34:B5:51:LYS:HE3	67:B1:1568:A:H4'	1.37	1.06

*Continued on next page...*

*Continued from previous page...*

Atom-1	Atom-2	Interatomic distance (Å)	Clash overlap (Å)
12:AN:51:ARG:H	21:A2:359:A:P	1.78	1.06
11:A1:1:G:OP2	11:A1:1:G:OP1	1.73	1.06
27:A0:1:G:OP1	27:A0:1:G:OP2	1.73	1.06
34:B5:4:ILE:HG12	57:BZ:28:LYS:HG2	1.37	1.06
35:BL:113:LEU:CD1	67:B1:732:G:C4	2.39	1.06
21:A2:434:A:C4	28:AV:85:TYR:CD1	2.42	1.06
31:BY:123:ARG:HD2	67:B1:1132:U:H4'	1.36	1.05
56:BH:124:LYS:HE3	67:B1:1220:U:H5'	1.36	1.05
50:BV:25:ASN:CA	65:BJ:100:GLU:OE2	2.04	1.05
31:BY:130:LYS:HE2	67:B1:1122:C:H5''	1.13	1.05
18:AF:128:CYS:HB2	18:AF:138:PRO:HG3	1.34	1.05
49:BQ:23:TRP:CZ2	67:B1:1436:A:OP1	2.10	1.05
3:AI:57:ARG:NE	21:A2:607:U:H4'	1.71	1.05
68:B3:1:C:OP2	68:B3:1:C:OP1	1.73	1.05
20:BG:44:GLU:OE2	59:BM:6:TYR:CE1	2.09	1.05
25:AH:3:LYS:HD2	30:AU:143:ILE:CD1	1.86	1.05
3:AI:28:LYS:HG2	5:AW:4:PRO:HA	1.39	1.04
3:AI:28:LYS:CD	5:AW:4:PRO:CB	2.35	1.04
2:AK:46:LEU:CD1	25:AH:13:HIS:ND1	2.19	1.04
54:BF:1:MET:H1	67:B1:1450:C:C5'	129.41	1.04
35:BL:26:ARG:HH12	67:B1:941:C:H3'	1.14	1.04
67:B1:1:G:OP1	67:B1:1:G:OP2	1.73	1.04
49:BQ:84:LYS:HA	67:B1:1843:C:OP1	1.56	1.04
4:AG:5:LYS:HG2	21:A2:142:G:C4'	1.86	1.04
35:BL:63:PHE:CE1	67:B1:2533:G:H1'	1.93	1.04
2:AK:46:LEU:HD21	25:AH:13:HIS:CB	1.86	1.04
4:AG:64:ARG:HD2	21:A2:152:G:C4'	1.86	1.04
18:AF:54:LEU:HD13	18:AF:61:GLU:HB3	1.40	1.04
4:AG:103:ARG:NH1	21:A2:329:G:C3'	2.20	1.04
15:AE:55:TYR:CD1	28:AV:9:LYS:CE	2.36	1.04
18:AF:129:GLY:HA2	18:AF:134:ARG:HB3	1.34	1.04
25:AH:3:LYS:HE3	30:AU:144:ILE:CA	1.86	1.03
2:AK:102:TYR:CZ	25:AH:42:ARG:NE	2.25	1.03
3:AI:79:PHE:CE2	8:AR:61:GLU:O	2.11	1.03
67:B1:1568:A:C2	67:B1:1569:A:C2	2.47	1.03
35:BL:47:TRP:CH2	67:B1:968:A:N3	2.27	1.03
35:BL:44:LYS:CA	67:B1:961:C:O2'	2.07	1.03
50:BV:25:ASN:HB2	65:BJ:100:GLU:OE2	1.59	1.03
4:AG:94:PHE:CE1	21:A2:149:U:C5'	2.41	1.03
2:AK:102:TYR:OH	25:AH:42:ARG:CB	2.07	1.02
21:A2:1196:A:OP1	25:AH:88:ARG:CZ	2.07	1.02

*Continued on next page...*

*Continued from previous page...*

Atom-1	Atom-2	Interatomic distance (Å)	Clash overlap (Å)
4:AG:120:ASN:CG	21:A2:151:G:O4'	1.95	1.02
10:AD:136:ILE:O	28:AV:60:PHE:CZ	2.12	1.02
21:A2:88:G:O4'	21:A2:88:G:C1'	1.79	1.02
35:BL:24:LYS:NZ	67:B1:1080:G:H5''	1.73	1.02
21:A2:434:A:H2	28:AV:84:GLU:N	1.56	1.02
21:A2:370:A:P	21:A2:434:A:H62	1.83	1.02
10:AD:136:ILE:O	28:AV:60:PHE:CE2	2.13	1.02
3:AI:28:LYS:NZ	21:A2:780:C:OP1	1.92	1.02
18:AF:71:THR:HG21	21:A2:1032:A:H5''	1.42	1.02
18:AF:34:ILE:HG12	18:AF:38:PHE:HE2	1.22	1.02
18:AF:84:ARG:NE	21:A2:1032:A:OP1	1.92	1.02
7:AB:104:PRO:HG3	18:AF:19:LYS:HE2	1.04	1.01
21:A2:434:A:H2	28:AV:84:GLU:H	1.02	1.01
12:AN:24:ARG:HH22	21:A2:298:C:H4'	1.23	1.01
65:BJ:87:LYS:NZ	67:B1:2398:C:OP1	107.48	1.01
3:AI:28:LYS:CG	5:AW:4:PRO:HB3	1.91	1.01
21:A2:1307:G:N2	25:AH:48:HIS:ND1	2.06	1.01
13:AX:71:ARG:NH1	21:A2:1041:C:OP1	1.93	1.01
35:BL:6:LYS:CE	67:B1:1338:G:O6	2.08	1.01
15:AE:55:TYR:HA	28:AV:9:LYS:HE2	1.01	1.01
3:AI:4:LEU:HD13	21:A2:540:G:H5'	1.01	1.01
4:AG:100:GLY:HA2	21:A2:318:C:O2	1.60	1.00
4:AG:120:ASN:ND2	21:A2:151:G:C1'	2.22	1.00
49:BQ:76:ARG:NH1	67:B1:1884:C:C5	2.24	1.00
3:AI:57:ARG:HE	21:A2:607:U:C4'	1.72	1.00
21:A2:1:A:OP2	21:A2:1:A:OP1	1.73	1.00
13:AX:23:ASP:CA	21:A2:1338:C:O2	2.08	1.00
25:AH:3:LYS:HE3	30:AU:143:ILE:C	1.80	1.00
67:B1:1568:A:N1	67:B1:1569:A:C6	2.29	1.00
4:AG:99:LYS:CG	21:A2:319:U:O2'	2.09	1.00
68:B3:1:C:P	68:B3:117:G:H1	1.84	1.00
2:AK:42:ARG:NE	25:AH:9:PHE:CD1	2.29	1.00
4:AG:64:ARG:HD2	21:A2:152:G:C5'	1.91	1.00
35:BL:64:SER:HB3	67:B1:234:G:OP1	1.61	1.00
4:AG:77:ASP:OD1	21:A2:1403:U:H1'	1.62	1.00
13:AX:20:THR:CG2	21:A2:1341:C:H1'	1.91	1.00
21:A2:442:C:OP1	28:AV:60:PHE:HA	1.62	0.99
50:BV:20:LYS:HZ3	65:BJ:88:GLU:HB2	1.01	0.99
35:BL:6:LYS:CD	67:B1:1338:G:O6	2.09	0.99
48:BR:81:SER:HB3	67:B1:2474:A:P	2.02	0.99
18:AF:74:MET:O	21:A2:879:U:O2'	1.77	0.99

*Continued on next page...*

*Continued from previous page...*

Atom-1	Atom-2	Interatomic distance (Å)	Clash overlap (Å)
3:AI:4:LEU:CD1	21:A2:540:G:H5'	1.91	0.99
3:AI:4:LEU:CB	21:A2:540:G:C4'	2.29	0.99
4:AG:100:GLY:H	21:A2:319:U:C1'	1.76	0.99
4:AG:120:ASN:CG	21:A2:151:G:H1'	1.82	0.99
12:AN:111:PRO:CG	21:A2:507:G:P	2.50	0.99
21:A2:1334:A:HO2'	25:AH:69:ASN:CG	1.53	0.99
3:AI:9:ASN:ND2	21:A2:778:G:H21	1.60	0.99
2:AK:102:TYR:CE1	25:AH:42:ARG:CD	2.45	0.99
4:AG:77:ASP:CB	21:A2:1403:U:O2	2.09	0.99
49:BQ:23:TRP:CH2	67:B1:1436:A:OP1	2.14	0.99
12:AN:135:LYS:HE2	21:A2:29:G:O2'	1.62	0.99
35:BL:132:LYS:HD3	67:B1:733:A:OP1	1.62	0.99
3:AI:28:LYS:HE2	21:A2:780:C:OP1	1.61	0.98
3:AI:4:LEU:HD13	21:A2:540:G:C5'	1.93	0.98
35:BL:47:TRP:HH2	67:B1:968:A:N3	1.58	0.98
21:A2:1296:U:C5	25:AH:175:ARG:CZ	2.46	0.98
2:AK:43:PHE:HB3	25:AH:43:LEU:HD11	1.42	0.98
2:AK:39:GLU:CD	25:AH:5:LEU:CD1	2.32	0.98
20:BG:44:GLU:OE2	59:BM:6:TYR:HE1	1.47	0.98
3:AI:80:PRO:HG3	8:AR:63:TYR:OH	1.63	0.98
21:A2:369:A:C4'	21:A2:434:A:N7	2.26	0.98
4:AG:92:PRO:CG	21:A2:1412:A:HO2'	1.61	0.97
53:BD:85:PHE:CE2	67:B1:1398:C:O2'	2.16	0.97
21:A2:1334:A:OP1	25:AH:65:GLU:OE2	1.81	0.97
50:BV:25:ASN:CB	65:BJ:100:GLU:OE2	2.11	0.97
12:AN:79:LYS:HB2	21:A2:358:G:H5''	1.43	0.97
13:AX:61:GLU:HG3	14:AM:107:ARG:HD3	1.45	0.97
33:BC:108:ASN:CB	33:BC:172:TRP:CZ3	2.31	0.97
40:BE:21:ARG:NH1	67:B1:123:A:C2	154.96	0.97
12:AN:135:LYS:CE	21:A2:29:G:O2'	2.11	0.97
49:BQ:82:LYS:HB2	67:B1:1788:G:O3'	1.64	0.97
4:AG:103:ARG:CZ	21:A2:329:G:H4'	1.95	0.97
67:B1:1568:A:C6	67:B1:1569:A:C6	2.52	0.97
2:AK:40:ILE:O	25:AH:44:LEU:CD1	2.12	0.97
65:BJ:87:LYS:CG	67:B1:2398:C:P	106.40	0.97
25:AH:3:LYS:NZ	30:AU:143:ILE:HG13	1.79	0.97
15:AE:55:TYR:CA	28:AV:9:LYS:HE2	1.95	0.97
26:AP:56:GLU:C	29:AL:63:ARG:HD3	1.85	0.96
18:AF:73:ARG:NE	21:A2:879:U:H4'	1.80	0.96
67:B1:1568:A:C2	67:B1:1569:A:C6	2.53	0.96
67:B1:1109:G:H1'	67:B1:1125:A:H61	1.31	0.96

*Continued on next page...*

*Continued from previous page...*

Atom-1	Atom-2	Interatomic distance (Å)	Clash overlap (Å)
65:BJ:52:ARG:HG2	67:B1:2548:A:H2	84.14	0.96
10:AD:136:ILE:HB	28:AV:60:PHE:HE2	1.30	0.96
31:BY:123:ARG:CD	67:B1:1132:U:H4'	1.94	0.96
25:AH:3:LYS:CE	30:AU:144:ILE:CA	2.44	0.96
8:AR:60:TYR:CZ	12:AN:16:LEU:HD12	2.01	0.96
18:AF:165:LEU:HD23	18:AF:183:VAL:HG12	1.48	0.96
15:AE:64:LYS:HZ2	28:AV:81:ILE:CB	1.77	0.96
21:A2:1248:A:O3'	25:AH:81:VAL:HG13	1.65	0.96
10:AD:93:LEU:HD13	18:AF:160:PRO:CB	1.95	0.96
67:B1:1823:A:H61	67:B1:2120:C:H42	1.13	0.96
35:BL:6:LYS:NZ	67:B1:1338:G:C6	2.33	0.96
18:AF:73:ARG:HH12	21:A2:879:U:H5''	1.20	0.95
52:BB:69:LYS:HD2	67:B1:1304:G:OP1	120.33	0.95
10:AD:136:ILE:HB	28:AV:60:PHE:CD2	2.00	0.95
67:B1:1179:G:O6	67:B1:1254:C:N4	1.99	0.95
67:B1:1565:G:C1'	67:B1:1565:G:O4'	2.08	0.95
35:BL:63:PHE:HD1	67:B1:2533:G:C4'	1.79	0.95
48:BR:50:HIS:HD2	67:B1:2450:A:N1	1.64	0.95
4:AG:100:GLY:H	21:A2:319:U:H1'	1.27	0.95
50:BV:45:ARG:CZ	67:B1:1893:C:OP1	2.14	0.95
49:BQ:74:ARG:NH1	67:B1:1869:U:OP2	1.99	0.95
4:AG:78:ILE:HB	4:AG:109:GLY:HA2	1.49	0.95
4:AG:64:ARG:HD2	21:A2:152:G:H4'	1.48	0.95
25:AH:3:LYS:CD	30:AU:143:ILE:HG13	1.96	0.95
25:AH:3:LYS:CE	30:AU:144:ILE:H	1.62	0.95
46:BA:20:LYS:O	67:B1:1811:G:N9	173.29	0.95
2:AK:39:GLU:CD	25:AH:5:LEU:HD11	1.87	0.95
35:BL:9:ARG:HB2	35:BL:11:LEU:HA	1.48	0.95
49:BQ:60:ARG:CZ	67:B1:1602:C:H4'	1.96	0.95
31:BY:126:PHE:CG	67:B1:1134:A:H5''	2.01	0.94
10:AD:93:LEU:CD1	18:AF:160:PRO:HB3	1.97	0.94
4:AG:5:LYS:CG	21:A2:142:G:H4'	1.97	0.94
48:BR:70:GLY:HA3	67:B1:2484:C:C5'	1.98	0.94
2:AK:46:LEU:HD23	25:AH:13:HIS:HB2	1.48	0.94
12:AN:111:PRO:CD	21:A2:507:G:OP2	2.15	0.94
4:AG:94:PHE:CD1	21:A2:149:U:C5'	2.51	0.94
3:AI:28:LYS:HE3	5:AW:4:PRO:CB	1.97	0.94
35:BL:113:LEU:CD1	67:B1:732:G:C2	2.51	0.94
67:B1:309:C:N4	67:B1:403:G:O6	2.01	0.94
35:BL:6:LYS:CA	67:B1:947:C:H41	1.80	0.94
50:BV:45:ARG:NH2	67:B1:1893:C:OP1	2.01	0.94

*Continued on next page...*

*Continued from previous page...*

Atom-1	Atom-2	Interatomic distance (Å)	Clash overlap (Å)
35:BL:119:THR:HG21	58:BP:73:LYS:CE	1.98	0.94
7:AB:104:PRO:HG2	18:AF:19:LYS:NZ	1.82	0.93
15:AE:55:TYR:HA	28:AV:9:LYS:CE	1.95	0.93
31:BY:30:ARG:CZ	67:B1:1297:C:OP1	2.15	0.93
52:BB:69:LYS:HE3	67:B1:1304:G:OP2	122.83	0.93
18:AF:73:ARG:CZ	21:A2:879:U:H5'	1.98	0.93
50:BV:22:TYR:CZ	65:BJ:100:GLU:HG2	2.03	0.93
49:BQ:84:LYS:HG2	67:B1:1843:C:OP2	1.67	0.93
21:A2:1334:A:O2'	25:AH:69:ASN:CB	2.17	0.93
18:AF:124:ILE:HD12	18:AF:205:LEU:HD23	1.50	0.93
34:B5:50:ILE:HD13	57:BZ:28:LYS:NZ	1.78	0.93
4:AG:94:PHE:CD1	21:A2:149:U:H4'	2.04	0.93
25:AH:3:LYS:HD2	30:AU:143:ILE:HG13	1.51	0.93
18:AF:70:LEU:O	18:AF:70:LEU:HG	1.67	0.93
34:B5:8:ARG:NH2	57:BZ:55:LEU:HD21	1.81	0.93
34:B5:50:ILE:HG12	57:BZ:28:LYS:HZ2	0.77	0.93
18:AF:166:VAL:CG1	21:A2:1:A:OP2	2.16	0.93
4:AG:65:GLY:HA3	21:A2:151:G:H4'	1.49	0.93
35:BL:6:LYS:HA	67:B1:947:C:N4	1.84	0.93
35:BL:26:ARG:CD	67:B1:941:C:C5	2.51	0.93
3:AI:4:LEU:CD1	21:A2:539:C:O2'	2.17	0.93
35:BL:132:LYS:HD3	67:B1:733:A:C5'	1.97	0.93
50:BV:20:LYS:HZ1	65:BJ:88:GLU:HB3	0.76	0.92
2:AK:43:PHE:HE2	25:AH:9:PHE:HA	1.33	0.92
65:BJ:52:ARG:NH2	67:B1:188:A:N3	82.09	0.92
35:BL:132:LYS:HB3	67:B1:733:A:OP1	1.69	0.92
35:BL:44:LYS:HA	67:B1:961:C:C1'	1.98	0.92
18:AF:54:LEU:CD1	18:AF:61:GLU:HB3	1.99	0.92
21:A2:59:C:N4	21:A2:88:G:O6	2.01	0.92
48:BR:69:ARG:NH1	67:B1:2483:U:O2	2.02	0.92
21:A2:1307:G:H1	25:AH:48:HIS:CG	1.88	0.92
2:AK:50:ILE:CD1	25:AH:13:HIS:CD2	2.50	0.92
13:AX:23:ASP:HA	21:A2:1338:C:C2	2.04	0.92
3:AI:97:PHE:CE1	18:AF:131:TRP:NE1	1.84	0.92
3:AI:79:PHE:CD2	8:AR:61:GLU:O	2.23	0.92
34:B5:16:ARG:HD2	67:B1:1566:G:N7	1.83	0.92
21:A2:369:A:H4'	21:A2:434:A:C8	2.04	0.92
20:BG:60:GLU:CG	59:BM:26:ARG:NH2	2.33	0.92
18:AF:188:PHE:CE1	21:A2:513:A:H2'	2.04	0.92
4:AG:102:ARG:HD3	21:A2:318:C:C4'	2.00	0.92
48:BR:59:HIS:HE1	67:B1:994:G:P	1.93	0.92

*Continued on next page...*



*Continued from previous page...*

Atom-1	Atom-2	Interatomic distance (Å)	Clash overlap (Å)
25:AH:3:LYS:HZ2	30:AU:143:ILE:HG13	1.29	0.91
10:AD:136:ILE:N	28:AV:60:PHE:CZ	2.38	0.91
35:BL:63:PHE:CD1	67:B1:2533:G:O4'	2.21	0.91
3:AI:9:ASN:HD21	21:A2:778:G:N2	1.68	0.91
46:BA:20:LYS:CB	67:B1:1811:G:C8	171.88	0.91
21:A2:60:A:N1	21:A2:64:G:O6	2.03	0.91
67:B1:1568:A:N6	67:B1:1569:A:H61	1.69	0.91
10:AD:93:LEU:CB	18:AF:161:ARG:O	2.17	0.91
48:BR:14:LYS:HB2	67:B1:995:G:P	2.09	0.91
35:BL:64:SER:CB	67:B1:234:G:OP1	2.18	0.91
35:BL:113:LEU:CD1	67:B1:732:G:N3	2.33	0.91
12:AN:63:LYS:NZ	21:A2:870:U:OP1	2.02	0.91
2:AK:46:LEU:HD23	25:AH:13:HIS:CB	1.98	0.91
26:AP:52:PHE:HB3	29:AL:64:TRP:CZ3	2.04	0.91
67:B1:1566:G:N2	67:B1:1570:C:C2	2.39	0.91
2:AK:42:ARG:HE	25:AH:9:PHE:HD1	1.13	0.91
18:AF:191:THR:HG23	18:AF:197:PHE:CD1	2.06	0.91
35:BL:36:MET:CE	67:B1:241:C:OP2	2.18	0.91
21:A2:434:A:C2	28:AV:84:GLU:N	2.39	0.91
13:AX:71:ARG:CZ	21:A2:1041:C:OP1	2.18	0.91
35:BL:132:LYS:HZ3	67:B1:733:A:C3'	1.83	0.91
48:BR:50:HIS:NE2	67:B1:2450:A:H2	1.54	0.91
46:BA:41:ARG:CZ	67:B1:3029:A:H1'	156.06	0.91
21:A2:1200:U:C5	25:AH:91:ARG:HA	2.06	0.90
21:A2:1200:U:O4	25:AH:91:ARG:O	1.88	0.90
34:B5:50:ILE:HG23	57:BZ:28:LYS:HZ3	1.36	0.90
21:A2:1307:G:N1	25:AH:48:HIS:NE2	2.20	0.90
34:B5:50:ILE:CG1	57:BZ:28:LYS:HZ1	1.66	0.90
13:AX:61:GLU:HG3	14:AM:107:ARG:CD	1.99	0.90
3:AI:28:LYS:HE3	5:AW:4:PRO:HB3	1.52	0.90
4:AG:65:GLY:HA3	21:A2:151:G:C4'	2.01	0.90
48:BR:69:ARG:NH2	67:B1:2482:G:N2	2.18	0.90
25:AH:3:LYS:CE	30:AU:143:ILE:CG1	2.49	0.90
35:BL:34:ARG:NH2	67:B1:939:A:P	2.44	0.90
26:AP:52:PHE:CB	29:AL:64:TRP:CZ3	2.55	0.90
21:A2:239:A:H4'	21:A2:240:U:H5'	1.54	0.90
49:BQ:84:LYS:HG2	67:B1:1843:C:P	2.12	0.90
48:BR:69:ARG:NH2	67:B1:2482:G:H21	1.70	0.90
13:AX:71:ARG:NH2	21:A2:1041:C:C5'	2.33	0.89
54:BF:1:MET:HE3	67:B1:1450:C:C5'	129.47	0.89
56:BH:124:LYS:HE3	67:B1:1220:U:H5''	1.51	0.89

*Continued on next page...*

*Continued from previous page...*

Atom-1	Atom-2	Interatomic distance (Å)	Clash overlap (Å)
48:BR:82:LYS:HG3	67:B1:2473:C:H5''	1.52	0.89
26:AP:52:PHE:HB3	29:AL:64:TRP:CE3	2.07	0.89
56:BH:125:GLU:OE2	67:B1:1197:G:O2'	1.91	0.89
25:AH:3:LYS:HE3	30:AU:144:ILE:H	1.16	0.89
13:AX:71:ARG:HD3	21:A2:1041:C:OP1	1.73	0.89
48:BR:50:HIS:CD2	67:B1:2450:A:C2	2.58	0.89
2:AK:102:TYR:OH	25:AH:42:ARG:NE	2.03	0.89
21:A2:166:A:H61	21:A2:196:G:H1'	1.34	0.89
48:BR:14:LYS:CE	67:B1:995:G:OP1	2.21	0.89
4:AG:120:ASN:OD1	21:A2:151:G:C4'	2.20	0.89
4:AG:65:GLY:CA	21:A2:151:G:H5''	2.02	0.89
21:A2:1313:G:H5'	25:AH:81:VAL:CG2	2.01	0.89
49:BQ:81:ARG:NH2	67:B1:1885:G:OP2	2.05	0.89
67:B1:1600:G:H1'	67:B1:1707:A:N6	1.87	0.89
3:AI:28:LYS:CG	5:AW:4:PRO:CB	2.51	0.89
4:AG:100:GLY:N	21:A2:319:U:H1'	1.87	0.89
50:BV:20:LYS:HZ3	65:BJ:88:GLU:CB	1.72	0.89
35:BL:25:HIS:HB3	67:B1:804:C:H41	1.36	0.89
67:B1:1568:A:N6	67:B1:1569:A:N6	2.20	0.88
2:AK:46:LEU:HD11	25:AH:13:HIS:ND1	1.84	0.88
21:A2:1196:A:OP1	25:AH:88:ARG:NH2	2.06	0.88
21:A2:434:A:C2	28:AV:84:GLU:CB	2.57	0.88
67:B1:815:U:H3	67:B1:930:G:H1	1.21	0.88
25:AH:86:MET:HA	25:AH:88:ARG:NE	1.88	0.88
34:B5:50:ILE:CG2	57:BZ:28:LYS:NZ	2.36	0.88
54:BF:1:MET:O	67:B1:1450:C:OP2	132.41	0.88
35:BL:6:LYS:NZ	67:B1:1339:C:C4	2.41	0.88
3:AI:57:ARG:HG2	21:A2:607:U:P	2.12	0.88
35:BL:23:LYS:NZ	67:B1:2563:A:H61	1.70	0.88
53:BD:85:PHE:HB2	67:B1:675:G:N2	1.89	0.88
50:BV:22:TYR:HH	65:BJ:100:GLU:HG2	1.11	0.88
18:AF:188:PHE:HE1	21:A2:513:A:H2'	1.39	0.88
31:BY:131:LYS:NZ	67:B1:1136:G:P	2.47	0.88
4:AG:64:ARG:HB3	21:A2:151:G:HO2'	1.39	0.88
15:AE:64:LYS:NZ	28:AV:81:ILE:CB	2.34	0.88
67:B1:1567:C:H4'	67:B1:1567:C:C5'	2.04	0.88
21:A2:434:A:C5	28:AV:85:TYR:CD1	2.62	0.88
67:B1:1132:U:H3	67:B1:1296:A:H61	1.20	0.88
21:A2:1253:G:OP1	25:AH:1:MET:CB	2.22	0.88
4:AG:103:ARG:NH1	21:A2:329:G:O2'	2.06	0.88
3:AI:97:PHE:HE1	18:AF:131:TRP:CD1	1.92	0.88

*Continued on next page...*

*Continued from previous page...*

Atom-1	Atom-2	Interatomic distance (Å)	Clash overlap (Å)
53:BD:85:PHE:HZ	67:B1:1398:C:O2'	1.54	0.88
20:BG:60:GLU:HG2	59:BM:26:ARG:NH2	1.89	0.88
35:BL:131:PRO:CD	67:B1:732:G:OP1	2.22	0.88
49:BQ:84:LYS:CA	67:B1:1843:C:OP1	2.21	0.87
48:BR:4:LYS:CG	67:B1:2390:G:O6	2.22	0.87
18:AF:59:ALA:HB1	18:AF:91:ASN:HB2	1.55	0.87
26:AP:56:GLU:CA	29:AL:63:ARG:CD	2.51	0.87
18:AF:71:THR:HG21	21:A2:1032:A:C5'	2.04	0.87
53:BD:91:ARG:HH22	67:B1:488:A:C5'	1.87	0.87
18:AF:129:GLY:HA2	18:AF:134:ARG:CB	2.04	0.87
12:AN:108:ILE:HD12	21:A2:505:U:C5'	2.04	0.87
34:B5:16:ARG:NE	67:B1:1566:G:O6	2.07	0.87
2:AK:46:LEU:HD11	25:AH:13:HIS:HE1	1.16	0.87
21:A2:409:C:N4	21:A2:413:G:O6	2.07	0.87
4:AG:100:GLY:CA	21:A2:318:C:O2	2.22	0.87
47:BI:8:GLY:O	67:B1:839:A:H5'	125.75	0.87
12:AN:135:LYS:HZ3	21:A2:29:G:C1'	1.73	0.87
49:BQ:84:LYS:CG	67:B1:1843:C:P	2.63	0.87
46:BA:41:ARG:NH2	67:B1:3029:A:C1'	157.78	0.87
25:AH:90:HIS:HB3	25:AH:92:SER:H	1.39	0.86
18:AF:128:CYS:CB	18:AF:138:PRO:HG3	2.05	0.86
18:AF:125:LYS:HB3	18:AF:208:THR:HG22	1.55	0.86
18:AF:73:ARG:NE	21:A2:879:U:O3'	1.97	0.86
20:BG:59:PRO:HG3	59:BM:43:THR:HA	1.57	0.86
35:BL:113:LEU:HD11	67:B1:732:G:C6	2.10	0.86
53:BD:48:ARG:HB2	67:B1:1668:G:O3'	92.24	0.86
2:AK:39:GLU:OE2	25:AH:5:LEU:CD1	2.23	0.86
3:AI:9:ASN:HD21	21:A2:778:G:H21	0.88	0.86
67:B1:1179:G:C2'	67:B1:1179:G:N9	2.39	0.86
4:AG:88:LEU:C	21:A2:1413:G:OP1	2.14	0.86
35:BL:9:ARG:CB	35:BL:11:LEU:HA	2.05	0.86
4:AG:102:ARG:HD3	21:A2:318:C:H4'	1.56	0.85
21:A2:1316:U:H3	21:A2:1326:G:H1	1.17	0.85
48:BR:7:SER:HB3	67:B1:2376:U:OP1	1.75	0.85
21:A2:555:U:H3	21:A2:590:G:H1	1.24	0.85
54:BF:1:MET:N	67:B1:1450:C:C5'	130.30	0.85
35:BL:113:LEU:HD11	67:B1:732:G:C2	2.11	0.85
31:BY:135:LYS:HD3	68:B3:95:G:H4'	1.58	0.85
13:AX:71:ARG:CZ	21:A2:1041:C:C5'	2.53	0.85
67:B1:1037:C:C2'	67:B1:1037:C:N1	2.38	0.85
12:AN:135:LYS:HZ3	21:A2:29:G:H1'	1.28	0.85

*Continued on next page...*

*Continued from previous page...*

Atom-1	Atom-2	Interatomic distance (Å)	Clash overlap (Å)
67:B1:1754:A:N9	67:B1:1754:A:C2'	2.38	0.85
4:AG:64:ARG:HD2	21:A2:152:G:H5'	1.56	0.85
18:AF:125:LYS:HE2	18:AF:142:PRO:HG3	1.58	0.85
46:BA:20:LYS:HB3	67:B1:1811:G:H8	170.64	0.85
25:AH:81:VAL:HG11	30:AU:80:ARG:HE	1.41	0.85
21:A2:1296:U:C5	25:AH:175:ARG:NE	2.44	0.85
35:BL:36:MET:HE3	67:B1:241:C:OP2	1.75	0.85
35:BL:4:ARG:NE	67:B1:678:G:O2'	2.09	0.85
21:A2:442:C:OP1	28:AV:60:PHE:CA	2.23	0.85
18:AF:91:ASN:ND2	18:AF:93:ASP:HB2	1.92	0.85
7:AB:104:PRO:HG2	18:AF:19:LYS:HE3	1.59	0.85
12:AN:50:ALA:CA	21:A2:359:A:OP1	2.23	0.85
35:BL:6:LYS:HD2	67:B1:1338:G:O6	1.75	0.85
35:BL:6:LYS:NZ	67:B1:1338:G:C5	2.44	0.85
67:B1:85:G:O6	67:B1:97:C:N4	2.09	0.85
4:AG:92:PRO:HG2	21:A2:1413:G:H5'	1.59	0.85
4:AG:77:ASP:OD1	21:A2:1403:U:N1	2.10	0.84
56:BH:124:LYS:CE	67:B1:1220:U:H5'	2.06	0.84
50:BV:35:ARG:HH21	67:B1:2801:G:H5''	1.40	0.84
4:AG:64:ARG:NE	21:A2:151:G:O2'	2.10	0.84
18:AF:34:ILE:HG12	18:AF:38:PHE:CE2	2.10	0.84
21:A2:1334:A:O4'	25:AH:69:ASN:ND2	2.11	0.84
18:AF:46:GLU:HB2	18:AF:49:ILE:HG13	1.57	0.84
4:AG:92:PRO:CD	21:A2:1412:A:O2'	2.25	0.84
68:B3:1:C:P	68:B3:117:G:N1	2.51	0.84
35:BL:34:ARG:HH22	67:B1:939:A:P	2.01	0.84
35:BL:24:LYS:HZ2	67:B1:1080:G:H5''	1.36	0.84
10:AD:136:ILE:C	28:AV:60:PHE:HE2	1.81	0.84
54:BF:1:MET:HE3	67:B1:1450:C:H5''	129.98	0.84
48:BR:50:HIS:HE2	67:B1:2450:A:H2	0.87	0.84
3:AI:79:PHE:HE2	8:AR:61:GLU:O	1.61	0.84
31:BY:135:LYS:CD	68:B3:95:G:H5''	2.07	0.84
18:AF:213:ILE:CG1	18:AF:215:PRO:HD2	2.06	0.84
31:BY:114:LYS:HE2	67:B1:1325:A:N6	1.92	0.84
25:AH:75:GLY:HA3	25:AH:94:ASN:HA	1.60	0.84
4:AG:88:LEU:O	21:A2:1413:G:OP1	1.95	0.84
4:AG:99:LYS:HG3	21:A2:319:U:O2'	1.77	0.84
21:A2:1296:U:C6	25:AH:175:ARG:CZ	2.60	0.83
31:BY:51:LYS:NZ	68:B3:96:C:H4'	1.94	0.83
49:BQ:82:LYS:O	67:B1:1842:C:H5'	1.77	0.83
35:BL:132:LYS:CE	67:B1:733:A:H5''	2.08	0.83

*Continued on next page...*

*Continued from previous page...*

Atom-1	Atom-2	Interatomic distance (Å)	Clash overlap (Å)
4:AG:64:ARG:CD	21:A2:152:G:H5'	2.07	0.83
12:AN:108:ILE:HD12	21:A2:505:U:H5''	1.60	0.83
10:AD:93:LEU:HD13	18:AF:160:PRO:HB3	1.58	0.83
67:B1:1465:A:C2	67:B1:1476:C:O2'	2.30	0.83
18:AF:86:LEU:HG	18:AF:100:ILE:CG2	2.07	0.83
6:AC:140:ARG:CZ	21:A2:1156:A:C8	2.61	0.83
25:AH:3:LYS:CE	30:AU:143:ILE:HG13	2.07	0.83
21:A2:434:A:C5	28:AV:85:TYR:CE1	2.66	0.83
18:AF:130:SER:HB3	18:AF:139:HIS:CE1	2.13	0.83
35:BL:6:LYS:HZ3	67:B1:1339:C:H5	1.25	0.83
10:AD:59:LEU:HD11	18:AF:132:GLU:CD	1.99	0.83
67:B1:2568:A:H61	67:B1:2614:C:H42	1.24	0.83
25:AH:87:ARG:HG3	25:AH:90:HIS:HA	1.61	0.83
26:AP:52:PHE:CB	29:AL:64:TRP:HZ3	1.92	0.83
4:AG:85:ARG:NH2	21:A2:331:C:OP1	2.11	0.83
4:AG:88:LEU:CA	21:A2:1413:G:OP1	2.27	0.83
34:B5:4:ILE:CG1	57:BZ:28:LYS:HG2	2.07	0.83
2:AK:39:GLU:CD	25:AH:5:LEU:HG	1.98	0.83
18:AF:73:ARG:CZ	21:A2:879:U:C5'	2.49	0.83
52:BB:69:LYS:HE3	67:B1:1304:G:P	121.50	0.83
53:BD:91:ARG:HH22	67:B1:488:A:H5'	1.43	0.83
21:A2:434:A:C2	28:AV:84:GLU:OE2	2.32	0.82
34:B5:4:ILE:HG12	57:BZ:28:LYS:CG	2.07	0.82
35:BL:25:HIS:NE2	67:B1:678:G:O6	2.12	0.82
49:BQ:61:TYR:CE2	67:B1:1618:G:H5''	2.13	0.82
21:A2:1458:A:C2'	21:A2:1458:A:N9	2.42	0.82
18:AF:73:ARG:CD	21:A2:879:U:H4'	2.09	0.82
33:BC:108:ASN:O	33:BC:172:TRP:CE2	2.32	0.82
10:AD:136:ILE:C	28:AV:60:PHE:CE2	2.53	0.82
54:BF:1:MET:H1	67:B1:1450:C:H5''	129.95	0.82
25:AH:3:LYS:CE	30:AU:143:ILE:HG12	2.09	0.82
20:BG:37:ASN:HB2	59:BM:3:MET:CE	2.10	0.82
18:AF:166:VAL:CG2	18:AF:184:TRP:HA	2.08	0.82
35:BL:63:PHE:HD1	67:B1:2533:G:H4'	1.42	0.82
12:AN:5:LYS:CE	21:A2:838:C:H5	1.92	0.82
67:B1:1707:A:C2'	67:B1:1707:A:N9	2.43	0.82
35:BL:132:LYS:CD	67:B1:733:A:C5'	2.56	0.82
31:BY:135:LYS:HD3	68:B3:95:G:C4'	2.08	0.82
48:BR:4:LYS:HD3	67:B1:2390:G:O6	1.80	0.82
18:AF:152:VAL:O	18:AF:153:ARG:HD2	1.80	0.82
3:AI:6:PRO:CG	21:A2:541:G:H5''	2.09	0.82

*Continued on next page...*

*Continued from previous page...*

Atom-1	Atom-2	Interatomic distance (Å)	Clash overlap (Å)
4:AG:94:PHE:CE1	21:A2:149:U:H4'	2.14	0.82
21:A2:179:U:H3	21:A2:184:G:H1	1.27	0.82
21:A2:1311:C:H4'	25:AH:94:ASN:C	2.01	0.82
4:AG:87:LEU:O	21:A2:1413:G:OP1	1.97	0.82
18:AF:73:ARG:NH1	21:A2:879:U:H4'	1.95	0.81
21:A2:1307:G:C2	25:AH:48:HIS:NE2	2.47	0.81
21:A2:1333:G:N7	25:AH:48:HIS:HE1	1.77	0.81
4:AG:86:VAL:HG11	21:A2:1414:G:OP1	1.60	0.81
25:AH:174:TYR:HD2	25:AH:175:ARG:HD2	1.46	0.81
48:BR:69:ARG:NH2	67:B1:2483:U:H1'	1.95	0.81
48:BR:70:GLY:N	67:B1:2484:C:H4'	1.95	0.81
12:AN:33:ARG:HD3	21:A2:508:C:OP1	1.81	0.81
31:BY:30:ARG:HH21	67:B1:1297:C:P	2.03	0.81
10:AD:136:ILE:O	28:AV:60:PHE:HZ	1.63	0.81
21:A2:456:U:H3	21:A2:494:G:H1	1.27	0.81
31:BY:123:ARG:NE	67:B1:1132:U:H4'	1.96	0.81
21:A2:1253:G:H5''	25:AH:1:MET:HB2	1.63	0.81
4:AG:86:VAL:HG21	21:A2:1413:G:O3'	1.81	0.81
21:A2:85:A:C2'	21:A2:85:A:N9	2.43	0.81
3:AI:4:LEU:HB2	21:A2:540:G:H4'	0.81	0.81
2:AK:40:ILE:O	25:AH:44:LEU:HD12	1.80	0.81
35:BL:132:LYS:CD	67:B1:733:A:OP1	2.29	0.81
48:BR:82:LYS:NZ	67:B1:2473:C:OP1	2.14	0.81
50:BV:39:ARG:CZ	67:B1:2833:G:OP2	2.29	0.81
21:A2:1370:U:H3	21:A2:1445:A:H61	1.27	0.81
4:AG:94:PHE:CE1	21:A2:149:U:C4'	2.64	0.80
31:BY:135:LYS:HE2	68:B3:95:G:H5''	1.62	0.80
31:BY:131:LYS:HZ1	67:B1:1136:G:P	2.03	0.80
18:AF:105:GLU:O	18:AF:108:ILE:HG22	1.81	0.80
67:B1:1569:A:HO2'	67:B1:1638:C:H1'	1.45	0.80
3:AI:57:ARG:HG2	21:A2:607:U:OP1	1.81	0.80
15:AE:95:GLU:OE1	28:AV:12:LYS:CE	2.29	0.80
18:AF:33:ASP:HB3	18:AF:36:GLU:HG3	1.62	0.80
12:AN:24:ARG:HH12	21:A2:298:C:H5''	1.44	0.80
50:BV:27:GLY:HA2	65:BJ:121:PRO:HG3	1.63	0.80
21:A2:1333:G:C8	25:AH:48:HIS:HE1	1.98	0.80
18:AF:125:LYS:O	18:AF:208:THR:HG21	1.81	0.80
25:AH:86:MET:C	25:AH:88:ARG:HB2	2.02	0.80
4:AG:103:ARG:HH11	21:A2:329:G:H4'	1.41	0.80
35:BL:47:TRP:CZ3	67:B1:967:G:N2	2.50	0.80
53:BD:87:ARG:NH2	67:B1:487:U:C2	2.49	0.80

*Continued on next page...*

*Continued from previous page...*

Atom-1	Atom-2	Interatomic distance (Å)	Clash overlap (Å)
18:AF:99:GLY:HA2	18:AF:116:TYR:HD2	1.46	0.80
4:AG:9:SER:HB2	4:AG:64:ARG:NH1	1.97	0.80
35:BL:23:LYS:HZ1	67:B1:2563:A:H61	1.26	0.80
53:BD:91:ARG:O	53:BD:94:PRO:HD3	1.82	0.80
68:B3:52:U:H4'	68:B3:53:A:H5'	1.64	0.80
26:AP:56:GLU:CG	29:AL:63:ARG:HB2	2.11	0.80
4:AG:99:LYS:CD	21:A2:319:U:O2'	2.30	0.80
21:A2:434:A:C6	28:AV:85:TYR:HE1	1.99	0.80
18:AF:166:VAL:HB	21:A2:1:A:OP2	1.81	0.80
35:BL:47:TRP:HH2	67:B1:968:A:C2	1.99	0.80
35:BL:6:LYS:CD	67:B1:1339:C:N4	2.44	0.80
12:AN:49:GLN:HB2	21:A2:359:A:O4'	1.81	0.80
35:BL:132:LYS:NZ	67:B1:733:A:H5''	1.96	0.80
31:BY:135:LYS:NZ	68:B3:95:G:H5''	1.95	0.80
25:AH:3:LYS:NZ	30:AU:144:ILE:H	1.80	0.80
67:B1:2382:A:C2'	67:B1:2382:A:N9	2.45	0.80
3:AI:28:LYS:HD3	5:AW:4:PRO:CB	2.06	0.80
21:A2:428:G:H1	21:A2:442:C:N4	1.80	0.80
15:AE:95:GLU:OE1	28:AV:12:LYS:HE2	1.81	0.80
3:AI:13:HIS:CD2	21:A2:780:C:H4'	2.17	0.79
20:BG:37:ASN:N	59:BM:3:MET:SD	2.55	0.79
3:AI:4:LEU:HD13	21:A2:539:C:O2'	1.82	0.79
31:BY:123:ARG:HD3	67:B1:1132:U:O2'	1.82	0.79
12:AN:3:GLY:N	21:A2:836:G:C8	2.51	0.79
21:A2:619:A:N6	21:A2:678:G:O6	2.15	0.79
4:AG:5:LYS:HG2	21:A2:142:G:C5'	2.11	0.79
56:BH:128:GLY:HA3	67:B1:1198:G:H22	1.44	0.79
35:BL:26:ARG:HD3	67:B1:941:C:C4	2.16	0.79
18:AF:163:LEU:HD11	18:AF:184:TRP:CZ2	2.18	0.79
35:BL:24:LYS:NZ	67:B1:1080:G:C5'	2.44	0.79
21:A2:1311:C:H4'	25:AH:95:SER:N	1.97	0.79
50:BV:35:ARG:HG3	50:BV:39:ARG:HE	1.47	0.79
53:BD:87:ARG:NE	67:B1:487:U:O2	2.13	0.79
4:AG:99:LYS:HG3	21:A2:319:U:C2'	2.13	0.79
10:AD:136:ILE:CA	28:AV:60:PHE:CE2	2.65	0.79
3:AI:99:PHE:CE1	18:AF:143:PHE:CZ	2.71	0.79
35:BL:132:LYS:CB	67:B1:733:A:OP1	2.31	0.79
21:A2:340:A:C2'	21:A2:340:A:N9	2.46	0.79
21:A2:1334:A:C4'	25:AH:69:ASN:ND2	2.45	0.79
31:BY:51:LYS:HZ3	68:B3:96:C:H4'	1.47	0.79
34:B5:31:ASN:ND2	57:BZ:25:ARG:NH1	2.31	0.79

*Continued on next page...*

*Continued from previous page...*

Atom-1	Atom-2	Interatomic distance (Å)	Clash overlap (Å)
12:AN:135:LYS:NZ	21:A2:29:G:O2'	2.16	0.79
4:AG:120:ASN:HB3	21:A2:151:G:O2'	1.81	0.79
4:AG:87:LEU:HD13	21:A2:1396:C:P	2.22	0.78
4:AG:94:PHE:CD1	21:A2:149:U:H5''	2.17	0.78
67:B1:2976:G:O6	67:B1:3027:C:N4	2.15	0.78
3:AI:97:PHE:CE1	18:AF:131:TRP:CD1	2.69	0.78
12:AN:79:LYS:HB2	21:A2:358:G:H5'	1.64	0.78
26:AP:56:GLU:O	29:AL:63:ARG:HD3	1.82	0.78
4:AG:64:ARG:CG	21:A2:152:G:H5'	2.13	0.78
35:BL:24:LYS:HZ3	67:B1:1080:G:H5''	1.49	0.78
18:AF:125:LYS:HB3	18:AF:208:THR:CG2	2.12	0.78
49:BQ:64:LYS:HE2	67:B1:1603:G:H5''	1.63	0.78
21:A2:296:A:C2	21:A2:519:G:O6	2.36	0.78
4:AG:79:HIS:O	21:A2:1414:G:O2'	2.00	0.78
67:B1:1465:A:N6	67:B1:1476:C:O2	2.17	0.78
56:BH:29:GLY:HA2	56:BH:62:LYS:HB2	1.66	0.78
15:AE:65:ILE:HG12	28:AV:13:LEU:HD12	1.64	0.78
67:B1:2702:A:C2'	67:B1:2702:A:N9	2.47	0.78
21:A2:434:A:C6	28:AV:85:TYR:CE1	2.72	0.78
3:AI:96:ALA:HB3	18:AF:143:PHE:CE2	2.05	0.78
35:BL:43:ASN:HA	67:B1:961:C:O3'	1.83	0.78
25:AH:93:LEU:C	25:AH:95:SER:H	1.88	0.78
34:B5:50:ILE:CG2	57:BZ:28:LYS:HZ3	1.95	0.78
48:BR:10:ARG:NH1	67:B1:2378:C:H5	1.80	0.78
67:B1:83:G:N2	67:B1:102:A:C8	2.52	0.78
67:B1:2217:C:N4	67:B1:2318:G:O6	2.16	0.78
21:A2:1200:U:N3	25:AH:180:PHE:CB	2.45	0.78
65:BJ:52:ARG:CG	67:B1:2548:A:C2	83.66	0.78
13:AX:71:ARG:CD	21:A2:1041:C:OP1	2.30	0.78
31:BY:135:LYS:HD3	68:B3:95:G:H5''	1.65	0.78
48:BR:69:ARG:CZ	67:B1:2483:U:H1'	2.14	0.78
53:BD:87:ARG:NE	67:B1:487:U:H1'	1.99	0.78
15:AE:55:TYR:HD1	28:AV:9:LYS:HE3	1.48	0.77
4:AG:9:SER:HB2	4:AG:64:ARG:HH11	1.49	0.77
2:AK:50:ILE:CG1	25:AH:13:HIS:CE1	2.67	0.77
31:BY:155:LEU:HD11	67:B1:602:G:OP1	1.79	0.77
10:AD:93:LEU:HD11	18:AF:160:PRO:HB3	1.66	0.77
3:AI:96:ALA:HB2	18:AF:143:PHE:CZ	2.06	0.77
65:BJ:87:LYS:HG3	67:B1:2398:C:OP2	107.76	0.77
50:BV:25:ASN:H	65:BJ:100:GLU:CD	1.87	0.77
35:BL:63:PHE:CD1	67:B1:2533:G:C1'	2.67	0.77

*Continued on next page...*



*Continued from previous page...*

Atom-1	Atom-2	Interatomic distance (Å)	Clash overlap (Å)
35:BL:25:HIS:HE2	67:B1:678:G:H1	1.32	0.77
67:B1:2507:C:C6	67:B1:2507:C:H3'	2.19	0.77
65:BJ:52:ARG:CG	67:B1:2548:A:H2	84.00	0.77
3:AI:28:LYS:HG2	5:AW:4:PRO:CA	2.14	0.77
18:AF:73:ARG:NH1	21:A2:1034:G:P	2.57	0.77
35:BL:27:GLY:N	67:B1:940:G:OP2	2.18	0.77
8:AR:60:TYR:CD2	12:AN:16:LEU:HD12	2.19	0.77
35:BL:47:TRP:CH2	67:B1:968:A:C2	2.73	0.77
18:AF:44:ILE:O	18:AF:119:LEU:HD12	1.84	0.77
12:AN:30:TYR:OH	21:A2:299:G:OP1	2.02	0.77
35:BL:58:LEU:HB3	67:B1:239:G:OP2	1.85	0.77
21:A2:1296:U:C6	25:AH:175:ARG:NH1	2.53	0.77
49:BQ:84:LYS:HA	67:B1:1843:C:P	2.25	0.77
35:BL:25:HIS:CB	67:B1:804:C:H41	1.98	0.77
4:AG:77:ASP:HB2	21:A2:1403:U:O2	1.86	0.76
35:BL:4:ARG:CD	67:B1:678:G:O2'	2.33	0.76
31:BY:123:ARG:HD2	67:B1:1132:U:C4'	2.15	0.76
56:BH:60:VAL:H	56:BH:62:LYS:HG3	1.50	0.76
68:B3:35:A:N9	68:B3:35:A:C2'	2.49	0.76
13:AX:20:THR:O	21:A2:1341:C:C5	2.38	0.76
67:B1:1669:A:C8	67:B1:1712:U:H5'	2.21	0.76
3:AI:9:ASN:ND2	21:A2:778:G:N2	2.28	0.76
35:BL:63:PHE:HE1	67:B1:2533:G:H1'	1.50	0.76
15:AE:65:ILE:CG1	28:AV:13:LEU:HD12	2.15	0.76
4:AG:17:LYS:NZ	21:A2:141:C:OP1	2.17	0.76
67:B1:2507:C:C6	67:B1:2507:C:C2'	2.68	0.76
20:BG:40:THR:HG21	59:BM:3:MET:HA	1.66	0.76
35:BL:5:ARG:HB2	35:BL:10:LYS:HD3	1.68	0.76
18:AF:84:ARG:NH1	21:A2:1032:A:P	2.43	0.76
21:A2:60:A:C2	21:A2:64:G:O6	2.38	0.76
21:A2:63:G:H2'	21:A2:64:G:N7	2.00	0.76
31:BY:30:ARG:NH2	67:B1:1297:C:P	2.59	0.76
2:AK:40:ILE:CG2	25:AH:44:LEU:HD11	2.12	0.76
21:A2:375:G:N2	21:A2:381:C:O2	2.18	0.76
34:B5:3:ALA:N	57:BZ:28:LYS:C	2.39	0.75
35:BL:10:LYS:HB2	67:B1:947:C:H6	1.49	0.75
26:AP:52:PHE:CD2	29:AL:64:TRP:CE3	2.74	0.75
18:AF:157:ILE:O	18:AF:183:VAL:HG23	1.85	0.75
12:AN:51:ARG:HA	12:AN:103:VAL:O	1.87	0.75
48:BR:70:GLY:HA3	67:B1:2484:C:H5'	1.68	0.75
34:B5:8:ARG:HH22	57:BZ:55:LEU:HD23	1.50	0.75

*Continued on next page...*

*Continued from previous page...*

Atom-1	Atom-2	Interatomic distance (Å)	Clash overlap (Å)
20:BG:44:GLU:CD	59:BM:6:TYR:OH	2.25	0.75
21:A2:369:A:O3'	21:A2:434:A:N7	2.19	0.75
21:A2:133:G:O6	21:A2:159:C:N4	2.18	0.75
21:A2:898:G:H2'	21:A2:899:G:C8	2.21	0.75
21:A2:1200:U:H3	25:AH:180:PHE:CB	1.90	0.75
12:AN:51:ARG:HB2	21:A2:359:A:OP2	1.87	0.75
21:A2:1251:C:P	25:AH:99:LYS:HD3	2.26	0.75
4:AG:85:ARG:NH1	21:A2:331:C:OP1	2.18	0.75
21:A2:152:G:H2'	21:A2:153:G:C8	2.22	0.75
35:BL:6:LYS:HE3	67:B1:1338:G:O6	1.84	0.75
3:AI:57:ARG:HA	21:A2:607:U:P	2.27	0.75
49:BQ:84:LYS:CG	67:B1:1843:C:OP2	2.34	0.75
49:BQ:81:ARG:CZ	67:B1:1885:G:OP2	2.33	0.75
65:BJ:52:ARG:HE	67:B1:2202:U:H4'	82.66	0.74
21:A2:562:A:C2'	21:A2:562:A:N9	2.49	0.74
4:AG:92:PRO:CG	21:A2:1413:G:H5'	2.16	0.74
18:AF:73:ARG:NH1	21:A2:879:U:C4'	2.47	0.74
18:AF:84:ARG:NH1	21:A2:1031:G:C3'	2.49	0.74
21:A2:1462:A:N6	21:A2:1483:U:O4	2.16	0.74
10:AD:56:ARG:HG3	18:AF:160:PRO:HG3	1.68	0.74
20:BG:3:LYS:NZ	20:BG:55:GLU:O	2.19	0.74
18:AF:175:LEU:CD2	18:AF:205:LEU:HD11	2.16	0.74
35:BL:113:LEU:HD13	67:B1:732:G:C4	2.21	0.74
18:AF:166:VAL:CB	21:A2:1:A:OP2	2.36	0.74
21:A2:1249:A:H5'	25:AH:81:VAL:HA	1.67	0.74
21:A2:423:U:C2'	21:A2:423:U:N1	2.50	0.74
20:BG:60:GLU:HG2	59:BM:26:ARG:HH21	1.49	0.74
3:AI:76:LYS:HG3	21:A2:836:G:OP2	1.86	0.74
35:BL:63:PHE:CZ	67:B1:2532:G:N2	2.54	0.74
35:BL:36:MET:HE2	67:B1:241:C:OP2	1.87	0.74
46:BA:39:LEU:HD23	46:BA:39:LEU:H	1.50	0.74
21:A2:186:U:H2'	21:A2:187:C:H5'	1.69	0.74
21:A2:1200:U:C2'	21:A2:1200:U:N1	2.50	0.74
4:AG:103:ARG:NH1	21:A2:329:G:O3'	2.19	0.74
14:AM:31:THR:HG22	14:AM:38:THR:HA	1.69	0.74
48:BR:61:ARG:NH1	67:B1:1058:A:H4'	2.03	0.74
67:B1:2227:G:O6	67:B1:2308:C:N4	2.19	0.74
13:AX:20:THR:CG2	21:A2:1341:C:C1'	2.59	0.74
49:BQ:79:GLY:CA	67:B1:1865:U:O3'	2.33	0.74
18:AF:122:ILE:HG12	18:AF:206:TYR:CD2	2.23	0.74
18:AF:92:ARG:HH12	18:AF:176:ARG:HH11	1.33	0.74

*Continued on next page...*

*Continued from previous page...*

Atom-1	Atom-2	Interatomic distance (Å)	Clash overlap (Å)
18:AF:131:TRP:HZ3	18:AF:160:PRO:HD3	1.51	0.74
35:BL:6:LYS:CE	67:B1:1338:G:C6	2.70	0.74
4:AG:64:ARG:HG2	21:A2:152:G:C5'	2.18	0.74
35:BL:113:LEU:HD13	67:B1:732:G:N3	2.02	0.74
48:BR:70:GLY:HA3	67:B1:2484:C:O5'	1.88	0.74
26:AP:56:GLU:HA	29:AL:63:ARG:HD3	1.66	0.73
20:BG:44:GLU:OE2	59:BM:6:TYR:CZ	2.40	0.73
35:BL:7:LYS:NZ	67:B1:1335:C:OP2	2.21	0.73
35:BL:63:PHE:CE1	67:B1:2533:G:C1'	2.70	0.73
53:BD:85:PHE:CE2	67:B1:1398:C:C2'	2.71	0.73
48:BR:14:LYS:HB3	67:B1:995:G:OP2	1.85	0.73
35:BL:63:PHE:CD1	67:B1:2533:G:C4'	2.66	0.73
48:BR:69:ARG:HH22	67:B1:2482:G:N2	1.85	0.73
18:AF:99:GLY:HA2	18:AF:116:TYR:CD2	2.22	0.73
2:AK:42:ARG:NE	25:AH:9:PHE:CE1	2.54	0.73
35:BL:119:THR:HG21	58:BP:73:LYS:HE3	1.69	0.73
49:BQ:85:LYS:CE	67:B1:1844:C:OP1	2.31	0.73
8:AR:62:ARG:NH1	12:AN:8:ASN:ND2	2.36	0.73
2:AK:43:PHE:CE2	25:AH:9:PHE:HA	2.22	0.73
25:AH:87:ARG:HB2	25:AH:90:HIS:HA	1.69	0.73
35:BL:44:LYS:N	67:B1:961:C:C2'	2.51	0.73
3:AI:6:PRO:HG3	21:A2:541:G:H5''	1.71	0.73
3:AI:57:ARG:NH2	21:A2:608:G:OP2	2.22	0.73
49:BQ:64:LYS:CE	67:B1:1603:G:H5''	2.18	0.73
56:BH:114:MET:HG2	56:BH:116:ALA:HB2	1.69	0.73
20:BG:11:VAL:HG13	20:BG:15:LEU:HD23	1.71	0.73
8:AR:60:TYR:CD2	12:AN:16:LEU:CD1	2.72	0.72
18:AF:124:ILE:HD13	18:AF:178:ALA:HB1	1.71	0.72
35:BL:10:LYS:CA	67:B1:947:C:H5'	2.18	0.72
31:BY:131:LYS:NZ	67:B1:1136:G:OP1	2.22	0.72
10:AD:59:LEU:HD11	18:AF:132:GLU:OE2	1.88	0.72
35:BL:66:PRO:HG3	67:B1:2523:C:C5	2.24	0.72
31:BY:75:ILE:HD13	67:B1:1324:G:P	2.29	0.72
48:BR:71:GLU:OE2	67:B1:2497:G:OP1	2.06	0.72
67:B1:1827:A:H61	67:B1:1835:A:H61	1.34	0.72
56:BH:19:PRO:HB2	56:BH:20:PRO:CD	2.19	0.72
2:AK:102:TYR:CZ	25:AH:42:ARG:CG	2.71	0.72
3:AI:13:HIS:CG	21:A2:780:C:H4'	2.24	0.72
21:A2:442:C:H5''	28:AV:61:GLY:H	1.55	0.72
4:AG:65:GLY:CA	21:A2:151:G:H4'	2.20	0.72
21:A2:1334:A:C1'	25:AH:69:ASN:ND2	2.52	0.72

*Continued on next page...*

*Continued from previous page...*

Atom-1	Atom-2	Interatomic distance (Å)	Clash overlap (Å)
49:BQ:84:LYS:CB	67:B1:1843:C:OP1	2.37	0.72
21:A2:1370:U:H3	21:A2:1445:A:N6	1.86	0.72
67:B1:2554:A:N9	67:B1:2554:A:C2'	2.52	0.72
21:A2:1312:C:H5'	25:AH:80:LYS:HE3	1.71	0.72
67:B1:1045:A:C2'	67:B1:1045:A:N9	2.51	0.72
67:B1:2890:A:C2	67:B1:2892:A:N6	2.58	0.72
35:BL:9:ARG:HG3	35:BL:11:LEU:HA	1.71	0.72
3:AI:57:ARG:CZ	21:A2:607:U:H4'	2.19	0.72
18:AF:124:ILE:HD12	18:AF:205:LEU:CD2	2.19	0.72
21:A2:428:G:H1	21:A2:442:C:H42	1.37	0.72
67:B1:2507:C:C2'	67:B1:2507:C:N1	2.52	0.72
18:AF:166:VAL:HG22	18:AF:184:TRP:HA	1.71	0.72
12:AN:50:ALA:C	21:A2:359:A:OP1	2.27	0.72
48:BR:4:LYS:CD	67:B1:2390:G:O6	2.37	0.72
56:BH:32:VAL:HG23	56:BH:35:VAL:HB	1.70	0.72
21:A2:1333:G:N7	25:AH:48:HIS:NE2	2.37	0.72
18:AF:84:ARG:HH12	21:A2:1031:G:C3'	2.02	0.72
67:B1:1506:U:HO2'	67:B1:1947:A:H2	1.38	0.72
67:B1:404:G:C2'	67:B1:404:G:N9	2.53	0.71
21:A2:804:U:N1	21:A2:804:U:C2'	2.53	0.71
18:AF:130:SER:HB3	18:AF:139:HIS:HE1	1.54	0.71
31:BY:123:ARG:HE	67:B1:1132:U:H4'	1.54	0.71
31:BY:131:LYS:NZ	67:B1:1136:G:OP2	2.20	0.71
4:AG:64:ARG:CZ	21:A2:151:G:O2'	2.38	0.71
21:A2:1332:C:H4'	25:AH:98:VAL:CG2	2.20	0.71
21:A2:1248:A:O2'	25:AH:81:VAL:HG22	1.91	0.71
65:BJ:52:ARG:HB3	67:B1:2548:A:C2	82.10	0.71
4:AG:92:PRO:HG3	21:A2:1412:A:C2'	2.19	0.71
49:BQ:76:ARG:HD2	67:B1:1884:C:OP2	1.90	0.71
34:B5:8:ARG:HH21	57:BZ:55:LEU:CD2	2.02	0.71
34:B5:31:ASN:HD21	57:BZ:25:ARG:NH1	1.88	0.71
35:BL:58:LEU:C	67:B1:2510:A:HO2'	1.86	0.71
2:AK:43:PHE:CE2	25:AH:12:PRO:HG3	2.24	0.71
4:AG:64:ARG:CD	21:A2:152:G:C5'	2.68	0.71
18:AF:149:GLU:HG2	18:AF:196:ASN:HA	1.72	0.71
18:AF:13:LEU:HA	18:AF:27:LYS:NZ	2.05	0.71
67:B1:1566:G:C2	67:B1:1570:C:N3	2.57	0.71
35:BL:6:LYS:NZ	67:B1:1339:C:N4	2.39	0.71
15:AE:55:TYR:CD1	28:AV:9:LYS:HE3	2.23	0.71
67:B1:1566:G:C2	67:B1:1570:C:C2	2.78	0.71
4:AG:102:ARG:NH2	21:A2:317:A:O2'	2.22	0.71

*Continued on next page...*

*Continued from previous page...*

Atom-1	Atom-2	Interatomic distance (Å)	Clash overlap (Å)
18:AF:163:LEU:HD21	18:AF:166:VAL:CG1	2.21	0.71
3:AI:57:ARG:HE	21:A2:607:U:C5'	2.03	0.71
12:AN:5:LYS:CE	21:A2:838:C:C6	2.73	0.71
31:BY:135:LYS:HD3	68:B3:95:G:C5'	2.19	0.71
4:AG:73:PRO:HB3	21:A2:150:G:H5'	1.71	0.71
40:BE:21:ARG:HD2	67:B1:124:C:H5''	152.82	0.71
35:BL:44:LYS:HE3	35:BL:47:TRP:CG	2.26	0.71
21:A2:1334:A:O2'	25:AH:69:ASN:HB3	1.90	0.71
35:BL:132:LYS:NZ	67:B1:733:A:C5'	2.54	0.71
12:AN:51:ARG:CB	21:A2:359:A:OP2	2.39	0.71
53:BD:91:ARG:NH2	67:B1:488:A:H5''	2.05	0.71
4:AG:110:ASN:ND2	21:A2:1403:U:O2'	2.23	0.71
35:BL:9:ARG:HG3	35:BL:11:LEU:CA	2.20	0.71
31:BY:130:LYS:CE	67:B1:1122:C:OP1	2.38	0.71
34:B5:8:ARG:CZ	57:BZ:55:LEU:HD21	2.20	0.71
26:AP:52:PHE:HB2	29:AL:64:TRP:HZ3	1.56	0.71
48:BR:82:LYS:HE3	67:B1:2473:C:P	2.31	0.70
12:AN:20:ARG:NH1	21:A2:516:A:C2	2.59	0.70
3:AI:57:ARG:HA	21:A2:607:U:OP1	1.90	0.70
67:B1:1600:G:C2'	67:B1:1600:G:N9	2.54	0.70
18:AF:163:LEU:HD21	18:AF:166:VAL:HG13	1.72	0.70
21:A2:1332:C:H4'	25:AH:98:VAL:HG21	1.73	0.70
67:B1:1575:G:N9	67:B1:1575:G:C2'	2.54	0.70
33:BC:108:ASN:HB3	33:BC:172:TRP:HH2	0.88	0.70
35:BL:47:TRP:HZ3	67:B1:967:G:N2	1.88	0.70
3:AI:4:LEU:HD11	21:A2:539:C:O2'	1.90	0.70
35:BL:10:LYS:HB3	67:B1:946:U:O2'	1.91	0.70
4:AG:94:PHE:HE1	21:A2:149:U:C4'	2.05	0.70
26:AP:47:ALA:HB2	29:AL:64:TRP:HH2	1.54	0.70
35:BL:78:LEU:HB3	35:BL:118:LEU:HD21	1.73	0.70
4:AG:87:LEU:HD12	21:A2:1395:G:H5''	1.73	0.70
48:BR:82:LYS:CD	67:B1:2473:C:OP1	2.38	0.70
48:BR:10:ARG:NH1	67:B1:2378:C:C5	2.59	0.70
35:BL:17:HIS:NE2	67:B1:945:U:H2'	2.06	0.70
31:BY:130:LYS:NZ	67:B1:1122:C:H5''	2.06	0.70
18:AF:67:ASP:O	18:AF:85:VAL:HG13	1.92	0.70
67:B1:1096:A:H2'	67:B1:1097:G:C5'	2.21	0.70
67:B1:5:U:H3	67:B1:3045:G:H1	1.37	0.70
21:A2:370:A:OP1	21:A2:434:A:N6	2.25	0.70
54:BF:1:MET:H3	67:B1:1450:C:H5''	131.15	0.70
6:AC:4:GLU:OE1	29:AL:45:ILE:CG2	2.40	0.70

*Continued on next page...*

*Continued from previous page...*

Atom-1	Atom-2	Interatomic distance (Å)	Clash overlap (Å)
67:B1:565:A:C2'	67:B1:565:A:N9	2.54	0.70
50:BV:39:ARG:NH2	67:B1:2833:G:OP2	2.25	0.70
25:AH:93:LEU:HD12	25:AH:95:SER:HB2	1.73	0.70
21:A2:1307:G:C6	25:AH:48:HIS:CD2	2.80	0.70
49:BQ:60:ARG:CZ	67:B1:1602:C:C4'	2.69	0.70
21:A2:166:A:N6	21:A2:196:G:H1'	2.06	0.70
33:BC:358:TYR:CE2	50:BV:16:PRO:HG2	2.26	0.70
3:AI:4:LEU:HB2	21:A2:540:G:C5'	2.20	0.70
49:BQ:73:GLY:HA2	67:B1:1884:C:H41	1.57	0.70
31:BY:75:ILE:HG12	67:B1:1323:U:H5''	1.72	0.70
35:BL:6:LYS:O	35:BL:9:ARG:HD3	1.91	0.70
31:BY:75:ILE:CD1	67:B1:1324:G:OP2	2.26	0.69
20:BG:44:GLU:OE2	59:BM:6:TYR:OH	2.10	0.69
21:A2:702:G:H22	21:A2:706:G:H1	1.39	0.69
21:A2:460:C:C5'	21:A2:461:A:H5''	2.21	0.69
12:AN:108:ILE:HD12	21:A2:505:U:H5'	1.73	0.69
25:AH:49:GLY:HA3	25:AH:51:HIS:CE1	2.26	0.69
34:B5:50:ILE:CB	57:BZ:28:LYS:NZ	2.55	0.69
3:AI:4:LEU:HB3	21:A2:540:G:C4'	2.19	0.69
48:BR:47:PRO:O	67:B1:2445:G:H4'	1.92	0.69
67:B1:2144:U:C2'	67:B1:2144:U:N1	2.55	0.69
31:BY:130:LYS:NZ	67:B1:1122:C:P	2.65	0.69
18:AF:40:ARG:HB3	18:AF:42:TYR:CD1	2.27	0.69
18:AF:47:PRO:HG3	18:AF:115:ASN:HD21	1.57	0.69
40:BE:21:ARG:NH1	67:B1:123:A:N3	154.70	0.69
12:AN:50:ALA:HA	21:A2:359:A:OP1	1.92	0.69
67:B1:2260:C:H42	67:B1:2277:G:H1	1.41	0.69
50:BV:51:LYS:H	50:BV:51:LYS:HE2	1.57	0.69
26:AP:47:ALA:CB	29:AL:64:TRP:HH2	2.05	0.69
25:AH:174:TYR:CD2	25:AH:175:ARG:HD2	2.27	0.69
20:BG:61:GLU:CG	59:BM:11:TRP:HE1	2.05	0.69
67:B1:272:G:H1	67:B1:284:U:H3	1.39	0.69
4:AG:103:ARG:NH1	21:A2:329:G:C2'	2.56	0.69
67:B1:1642:G:C2'	67:B1:1642:G:N9	2.54	0.69
54:BF:1:MET:HE3	67:B1:1450:C:H5'	130.11	0.69
2:AK:10:ARG:HH22	25:AH:48:HIS:HB3	1.58	0.69
33:BC:108:ASN:O	33:BC:172:TRP:CD2	2.45	0.69
21:A2:1195:U:OP1	25:AH:79:TYR:HB2	1.93	0.69
21:A2:400:G:O2'	21:A2:423:U:O2	2.08	0.69
67:B1:1570:C:C5'	67:B1:1666:G:O2'	2.41	0.69
21:A2:428:G:N2	21:A2:442:C:N3	2.38	0.69

*Continued on next page...*

*Continued from previous page...*

Atom-1	Atom-2	Interatomic distance (Å)	Clash overlap (Å)
35:BL:26:ARG:HH12	67:B1:941:C:C3'	2.01	0.69
48:BR:69:ARG:HH22	67:B1:2483:U:H1'	1.58	0.69
21:A2:133:G:N1	21:A2:159:C:N3	2.41	0.69
20:B4:57:VAL:HG11	20:B4:63:VAL:CG2	2.22	0.69
12:AN:26:SER:HB2	21:A2:515:U:O4	1.92	0.69
67:B1:30:G:H2'	67:B1:31:G:C8	2.28	0.69
52:BB:28:VAL:HG11	52:BB:110:ASN:HD21	1.58	0.69
4:AG:77:ASP:OD1	21:A2:1403:U:C1'	2.41	0.69
40:BE:22:ARG:HA	67:B1:54:G:H21	151.74	0.69
3:AI:57:ARG:HH21	21:A2:607:U:C4'	2.06	0.69
21:A2:1423:A:H2'	21:A2:1424:G:C8	2.26	0.69
50:BV:14:PHE:HZ	65:BJ:95:MET:HE1	1.57	0.69
11:A1:52:G:H1	11:A1:64:C:H42	1.38	0.69
35:BL:131:PRO:HD2	67:B1:732:G:P	2.33	0.69
31:BY:130:LYS:CE	67:B1:1122:C:C5'	2.55	0.69
18:AF:214:SER:O	18:AF:217:MET:HB2	1.92	0.69
4:AG:94:PHE:HD1	21:A2:149:U:H4'	1.54	0.69
18:AF:132:GLU:HG2	18:AF:133:CYS:H	1.56	0.69
67:B1:1096:A:H2'	67:B1:1097:G:H5''	1.74	0.69
21:A2:369:A:H2'	21:A2:370:A:C8	2.29	0.68
56:BH:70:VAL:HG13	56:BH:71:PRO:CD	2.24	0.68
3:AI:99:PHE:HE1	18:AF:143:PHE:CZ	2.11	0.68
4:AG:94:PHE:CD1	21:A2:149:U:C4'	2.76	0.68
67:B1:43:G:C6	67:B1:474:G:N2	2.61	0.68
35:BL:9:ARG:CG	35:BL:11:LEU:HA	2.22	0.68
31:BY:11:GLY:HA3	67:B1:1124:G:OP2	1.91	0.68
18:AF:45:LYS:HB2	18:AF:45:LYS:NZ	2.08	0.68
26:AP:56:GLU:CB	29:AL:63:ARG:HB3	2.22	0.68
50:BV:25:ASN:N	65:BJ:100:GLU:CD	2.46	0.68
35:BL:9:ARG:CD	67:B1:948:C:H41	2.07	0.68
35:BL:9:ARG:HD2	67:B1:948:C:H41	1.59	0.68
18:AF:99:GLY:CA	18:AF:116:TYR:HD2	2.06	0.68
56:BH:51:VAL:HG13	56:BH:70:VAL:HG12	1.75	0.68
21:A2:442:C:P	28:AV:60:PHE:HA	2.34	0.68
34:B5:50:ILE:CG2	57:BZ:28:LYS:HZ1	2.03	0.68
21:A2:1336:U:OP1	25:AH:159:ASP:CG	2.32	0.68
18:AF:82:ARG:NH2	21:A2:1023:C:P	2.66	0.68
20:BG:61:GLU:OE1	59:BM:11:TRP:NE1	2.26	0.68
4:AG:87:LEU:CD1	21:A2:1395:G:H5''	2.24	0.68
18:AF:166:VAL:HG11	21:A2:1:A:OP2	1.91	0.68
2:AK:40:ILE:O	25:AH:44:LEU:HD11	1.93	0.68

*Continued on next page...*

*Continued from previous page...*

Atom-1	Atom-2	Interatomic distance (Å)	Clash overlap (Å)
18:AF:70:LEU:CG	18:AF:70:LEU:O	2.41	0.68
67:B1:2869:U:O4'	67:B1:2869:U:N1	2.27	0.68
4:AG:85:ARG:HH22	21:A2:331:C:P	2.17	0.68
67:B1:831:C:H5''	67:B1:1791:A:H61	1.59	0.68
18:AF:73:ARG:HH11	21:A2:1034:G:P	2.15	0.68
67:B1:2190:A:H61	67:B1:2558:U:H3	1.42	0.68
67:B1:1177:C:H42	67:B1:1256:G:H1	1.42	0.68
18:AF:165:LEU:HD23	18:AF:183:VAL:CG1	2.23	0.68
34:B5:50:ILE:HD13	57:BZ:28:LYS:CE	2.24	0.68
2:AK:39:GLU:CD	25:AH:5:LEU:CG	2.56	0.68
33:BC:362:GLU:HB2	50:BV:15:GLU:OE2	1.94	0.68
25:AH:46:HIS:CE1	25:AH:98:VAL:HA	2.29	0.68
6:AC:4:GLU:OE1	29:AL:45:ILE:HG22	1.93	0.68
2:AK:119:PRO:HB3	29:AL:61:PHE:HB2	1.75	0.68
34:B5:16:ARG:HD2	67:B1:1566:G:C5	2.29	0.67
21:A2:369:A:H2'	21:A2:370:A:H8	1.57	0.67
13:AX:20:THR:OG1	21:A2:1341:C:O4'	2.11	0.67
21:A2:1296:U:H2'	25:AH:175:ARG:HH12	1.59	0.67
2:AK:42:ARG:CD	25:AH:9:PHE:CE1	2.76	0.67
8:AR:63:TYR:CD1	12:AN:10:GLU:HB3	2.29	0.67
20:BG:61:GLU:HG3	59:BM:11:TRP:HE1	1.59	0.67
67:B1:3035:C:H2'	67:B1:3036:C:C6	2.28	0.67
21:A2:631:C:H42	21:A2:667:G:H1	1.42	0.67
21:A2:1311:C:H4'	25:AH:95:SER:CA	2.24	0.67
26:AP:56:GLU:CD	29:AL:63:ARG:HB2	2.15	0.67
67:B1:1569:A:H5''	67:B1:1570:C:OP2	1.94	0.67
35:BL:17:HIS:HE2	67:B1:945:U:C2'	2.08	0.67
67:B1:1431:U:H3	67:B1:1469:U:H3	1.42	0.67
56:BH:18:GLY:O	56:BH:23:PRO:HD2	1.95	0.67
21:A2:369:A:C3'	21:A2:434:A:N7	2.56	0.67
35:BL:119:THR:CB	58:BP:73:LYS:HE3	2.23	0.67
56:BH:114:MET:HG2	56:BH:116:ALA:CB	2.23	0.67
67:B1:1760:C:O2'	67:B1:1766:A:N6	2.28	0.67
67:B1:2902:G:H1	67:B1:3041:U:H3	1.40	0.67
25:AH:75:GLY:CA	25:AH:94:ASN:HA	2.25	0.67
21:A2:1198:A:OP1	25:AH:175:ARG:HG2	1.94	0.67
10:AD:137:ILE:HD13	10:AD:137:ILE:H	1.59	0.67
4:AG:99:LYS:CB	21:A2:319:U:O2'	2.43	0.67
18:AF:165:LEU:HD22	18:AF:175:LEU:CD1	2.24	0.67
56:BH:90:PRO:HD3	56:BH:134:GLY:O	1.93	0.67
8:AR:63:TYR:N	12:AN:10:GLU:O	2.27	0.67

*Continued on next page...*



*Continued from previous page...*

Atom-1	Atom-2	Interatomic distance (Å)	Clash overlap (Å)
47:BI:8:GLY:O	67:B1:839:A:C5'	126.64	0.67
67:B1:1566:G:N1	67:B1:1570:C:C4	2.62	0.67
20:BG:37:ASN:HA	59:BM:3:MET:HB2	1.77	0.67
20:BG:36:THR:CB	59:BM:3:MET:SD	2.82	0.67
67:B1:2568:A:N6	67:B1:2614:C:H42	1.91	0.67
34:B5:16:ARG:CD	67:B1:1566:G:O6	2.42	0.67
53:BD:85:PHE:CE2	67:B1:1398:C:H2'	2.29	0.67
56:BH:124:LYS:CG	67:B1:1220:U:H5'	2.25	0.67
2:AK:50:ILE:HD11	25:AH:13:HIS:CG	2.28	0.67
4:AG:88:LEU:HA	21:A2:1413:G:OP1	1.94	0.67
18:AF:82:ARG:HH21	21:A2:1023:C:P	2.18	0.67
12:AN:48:PRO:CG	21:A2:44:C:H42	2.07	0.67
21:A2:975:A:H2'	21:A2:976:A:H5''	1.76	0.67
21:A2:370:A:P	21:A2:434:A:N6	2.64	0.67
49:BQ:60:ARG:NH2	67:B1:1602:C:H4'	2.10	0.67
67:B1:1969:C:N4	67:B1:2099:G:H22	1.93	0.67
34:B5:51:LYS:HE3	67:B1:1568:A:C4'	2.20	0.66
31:BY:130:LYS:HZ1	67:B1:1122:C:P	2.15	0.66
12:AN:48:PRO:HG3	21:A2:44:C:H42	1.60	0.66
18:AF:59:ALA:HB1	18:AF:91:ASN:CB	2.24	0.66
21:A2:1336:U:OP1	25:AH:159:ASP:OD1	2.12	0.66
2:AK:102:TYR:CE1	25:AH:42:ARG:NE	2.63	0.66
25:AH:87:ARG:HA	25:AH:88:ARG:HD3	1.77	0.66
67:B1:956:U:C5	67:B1:1107:G:N2	2.63	0.66
35:BL:44:LYS:CA	67:B1:961:C:C1'	2.74	0.66
18:AF:73:ARG:CZ	21:A2:1034:G:OP1	2.42	0.66
12:AN:79:LYS:CB	21:A2:358:G:H5''	2.22	0.66
35:BL:62:GLY:HA2	67:B1:2533:G:H4'	1.77	0.66
33:BC:263:ARG:HE	47:BI:58:LEU:HD22	1.61	0.66
21:A2:1327:C:O2'	29:AL:48:THR:HB	1.96	0.66
21:A2:1463:A:H61	21:A2:1482:C:H42	1.43	0.66
49:BQ:82:LYS:HB2	67:B1:1789:A:P	2.36	0.66
21:A2:898:G:H2'	21:A2:899:G:H8	1.60	0.66
21:A2:369:A:C4'	21:A2:434:A:C5	2.69	0.66
18:AF:124:ILE:CD1	18:AF:205:LEU:HD23	2.25	0.66
48:BR:81:SER:CB	67:B1:2474:A:OP2	2.38	0.66
3:AI:96:ALA:HB2	18:AF:143:PHE:CD2	2.29	0.66
12:AN:135:LYS:NZ	21:A2:29:G:C2'	2.58	0.66
18:AF:174:ILE:HD12	18:AF:201:VAL:HG11	1.77	0.66
10:AD:136:ILE:CB	28:AV:60:PHE:HE2	1.94	0.66
35:BL:6:LYS:HD3	67:B1:1339:C:N4	2.11	0.66

*Continued on next page...*

*Continued from previous page...*

Atom-1	Atom-2	Interatomic distance (Å)	Clash overlap (Å)
18:AF:145:VAL:HG12	18:AF:156:LEU:HB2	1.76	0.66
3:AI:102:LEU:H	3:AI:113:HIS:HB2	1.61	0.66
21:A2:434:A:C5	28:AV:85:TYR:HE1	2.12	0.66
67:B1:407:A:H3'	67:B1:408:C:H5''	1.77	0.66
67:B1:181:U:O2'	67:B1:810:A:N1	2.27	0.66
21:A2:966:G:C2'	21:A2:966:G:N9	2.58	0.65
18:AF:97:GLY:HA2	18:AF:202:PHE:HE2	1.60	0.65
12:AN:50:ALA:HA	21:A2:359:A:P	2.36	0.65
29:AL:50:ARG:HG2	29:AL:61:PHE:CE1	2.31	0.65
21:A2:921:G:C6	21:A2:933:G:O6	2.48	0.65
18:AF:163:LEU:CD2	18:AF:166:VAL:HG13	2.26	0.65
49:BQ:60:ARG:NE	67:B1:1602:C:H4'	2.12	0.65
49:BQ:60:ARG:HD3	67:B1:1602:C:H4'	1.78	0.65
26:AP:56:GLU:HG2	29:AL:63:ARG:HB3	0.71	0.65
31:BY:75:ILE:HD12	31:BY:76:GLY:H	1.60	0.65
35:BL:17:HIS:HE2	67:B1:945:U:H2'	1.62	0.65
48:BR:59:HIS:CE1	67:B1:994:G:P	2.82	0.65
21:A2:369:A:O3'	21:A2:434:A:N6	2.29	0.65
21:A2:1307:G:H22	25:AH:48:HIS:CG	2.12	0.65
35:BL:11:LEU:CA	67:B1:948:C:OP2	2.44	0.65
52:BB:69:LYS:CD	67:B1:1304:G:OP1	120.94	0.65
35:BL:26:ARG:NH1	67:B1:942:U:OP2	2.30	0.65
67:B1:537:U:H3	67:B1:540:A:H5'	1.59	0.65
25:AH:89:GLU:N	25:AH:94:ASN:HB3	2.12	0.65
67:B1:1568:A:C5	67:B1:1569:A:N6	2.64	0.65
4:AG:102:ARG:HG3	21:A2:318:C:O2'	1.95	0.65
12:AN:24:ARG:NH2	21:A2:298:C:H4'	2.03	0.65
48:BR:69:ARG:NH1	67:B1:2483:U:H1'	2.11	0.65
18:AF:40:ARG:HB3	18:AF:42:TYR:CE1	2.32	0.65
8:AR:54:TYR:CE1	12:AN:11:PHE:CE1	2.78	0.65
56:BH:3:LYS:HB3	56:BH:5:VAL:HG23	1.77	0.65
65:BJ:52:ARG:NH2	67:B1:2202:U:O2'	84.08	0.65
4:AG:64:ARG:HG2	21:A2:152:G:H5'	1.78	0.65
35:BL:63:PHE:CD1	67:B1:2533:G:H1'	2.32	0.65
18:AF:47:PRO:HB3	18:AF:115:ASN:OD1	1.96	0.65
21:A2:1312:C:H5'	25:AH:80:LYS:CE	2.26	0.65
68:B3:1:C:OP1	68:B3:117:G:N2	2.30	0.65
27:A0:71:G:H2'	27:A0:72:C:H5''	1.78	0.65
18:AF:50:ILE:CD1	18:AF:118:LYS:HB3	2.17	0.65
15:AE:68:GLU:HG3	28:AV:13:LEU:HD21	1.79	0.65
18:AF:156:LEU:HD11	18:AF:205:LEU:HD12	1.78	0.65

*Continued on next page...*

*Continued from previous page...*

Atom-1	Atom-2	Interatomic distance (Å)	Clash overlap (Å)
3:AI:76:LYS:HG3	21:A2:836:G:P	2.37	0.65
56:BH:124:LYS:HB3	67:B1:1219:C:HO2'	1.60	0.65
49:BQ:61:TYR:CZ	67:B1:1618:G:H5''	2.32	0.65
18:AF:122:ILE:HD13	18:AF:206:TYR:CE2	2.32	0.65
20:B4:2:ALA:HB1	20:B4:55:GLU:HG2	1.79	0.65
25:AH:3:LYS:CG	30:AU:143:ILE:HG12	2.21	0.64
21:A2:1401:U:H4'	50:BV:66:GLU:HA	1.79	0.64
4:AG:64:ARG:HG2	21:A2:152:G:H5''	1.79	0.64
56:BH:124:LYS:CD	67:B1:1220:U:H5'	2.25	0.64
18:AF:53:LEU:O	18:AF:53:LEU:HD13	1.97	0.64
56:BH:110:LYS:HG3	56:BH:114:MET:HE3	1.80	0.64
67:B1:1557:G:O6	67:B1:1746:C:N4	2.30	0.64
35:BL:113:LEU:HD11	67:B1:732:G:N1	2.13	0.64
3:AI:96:ALA:HB3	18:AF:143:PHE:HZ	1.55	0.64
68:B3:26:C:H1'	68:B3:53:A:H61	1.62	0.64
21:A2:798:U:N1	21:A2:798:U:C2'	2.58	0.64
49:BQ:82:LYS:CD	67:B1:1788:G:H4'	2.21	0.64
18:AF:69:ALA:O	18:AF:83:PHE:HD1	1.81	0.64
56:BH:32:VAL:HG22	56:BH:36:VAL:HG23	1.77	0.64
8:AR:62:ARG:NH1	12:AN:8:ASN:HD21	1.94	0.64
49:BQ:8:ARG:NH2	67:B1:1433:C:O3'	2.30	0.64
34:B5:46:ARG:HD2	67:B1:1567:C:H4'	1.79	0.64
25:AH:81:VAL:CG1	30:AU:80:ARG:HE	2.10	0.64
53:BD:91:ARG:NH2	67:B1:488:A:C5'	2.57	0.64
67:B1:1506:U:H4'	67:B1:1947:A:C2	2.32	0.64
18:AF:145:VAL:CG1	18:AF:156:LEU:HD12	2.28	0.64
35:BL:10:LYS:C	67:B1:947:C:H5'	2.18	0.64
18:AF:170:VAL:HG13	18:AF:171:GLY:N	2.13	0.64
7:AB:104:PRO:HG3	18:AF:19:LYS:CE	1.95	0.64
31:BY:126:PHE:CZ	67:B1:1134:A:C1'	2.77	0.64
47:BI:8:GLY:O	67:B1:839:A:C4'	127.15	0.64
2:AK:102:TYR:CZ	25:AH:42:ARG:HB2	2.32	0.64
31:BY:130:LYS:HE2	67:B1:1122:C:H5'	1.79	0.64
1:AQ:15:LYS:CB	3:AI:57:ARG:HH11	2.11	0.64
52:BB:69:LYS:HD2	67:B1:1304:G:P	120.68	0.64
48:BR:87:PHE:CE1	67:B1:2482:G:O2'	2.51	0.64
67:B1:2232:U:O2	67:B1:2303:A:C2	2.51	0.64
18:AF:192:ARG:NH2	21:A2:7:G:O6	2.31	0.64
34:B5:47:ARG:O	67:B1:1567:C:H1'	1.98	0.64
2:AK:39:GLU:OE1	25:AH:105:LYS:NZ	2.25	0.64
20:BG:59:PRO:HG3	59:BM:43:THR:CA	2.27	0.64

*Continued on next page...*

*Continued from previous page...*

Atom-1	Atom-2	Interatomic distance (Å)	Clash overlap (Å)
35:BL:38:GLY:HA3	35:BL:45:SER:HB3	1.80	0.64
40:BE:21:ARG:NH2	67:B1:123:A:C6	153.34	0.63
25:AH:90:HIS:CG	25:AH:91:ARG:H	2.15	0.63
65:BJ:52:ARG:NE	67:B1:2202:U:H4'	83.37	0.63
10:AD:93:LEU:HD13	18:AF:160:PRO:HB2	1.79	0.63
34:B5:3:ALA:N	57:BZ:28:LYS:CA	2.61	0.63
21:A2:1333:G:H5''	25:AH:97:LYS:HG2	1.80	0.63
2:AK:40:ILE:CG2	25:AH:44:LEU:HD21	2.29	0.63
3:AI:57:ARG:CA	21:A2:607:U:OP1	2.46	0.63
40:BE:163:ARG:HA	40:BE:163:ARG:HE	1.63	0.63
49:BQ:76:ARG:HH12	67:B1:1884:C:H5	0.69	0.63
21:A2:438:A:H3'	21:A2:439:G:H5''	1.79	0.63
10:AD:59:LEU:HD11	18:AF:132:GLU:CG	2.27	0.63
18:AF:83:PHE:CD2	18:AF:106:VAL:HG22	2.34	0.63
35:BL:44:LYS:HA	67:B1:961:C:O2'	1.96	0.63
35:BL:17:HIS:CD2	67:B1:945:U:H2'	2.33	0.63
13:AX:20:THR:HG23	21:A2:1341:C:N1	2.14	0.63
18:AF:84:ARG:NH1	21:A2:1031:G:H5''	2.13	0.63
26:AP:47:ALA:CB	29:AL:64:TRP:CH2	2.80	0.63
47:BI:8:GLY:C	67:B1:839:A:H4'	126.53	0.63
3:AI:6:PRO:HG2	21:A2:541:G:H5''	1.80	0.63
21:A2:1200:U:C4	25:AH:91:ARG:CA	2.80	0.63
18:AF:145:VAL:HG22	18:AF:146:GLU:N	2.14	0.63
18:AF:166:VAL:HG21	18:AF:184:TRP:CE3	2.34	0.63
31:BY:126:PHE:CZ	67:B1:1134:A:O2'	2.51	0.63
3:AI:57:ARG:NH2	21:A2:607:U:H4'	2.13	0.63
35:BL:24:LYS:NZ	67:B1:1080:G:C4'	2.62	0.63
35:BL:25:HIS:NE2	67:B1:678:G:C6	2.65	0.63
31:BY:123:ARG:HD2	67:B1:1132:U:O3'	1.97	0.63
49:BQ:82:LYS:O	67:B1:1842:C:C5'	2.46	0.63
18:AF:110:ILE:O	18:AF:114:ILE:HG13	1.98	0.63
53:BD:87:ARG:NE	67:B1:487:U:C2	2.65	0.63
68:B3:12:G:H2'	68:B3:13:C:H5'	1.81	0.63
26:AP:40:ARG:HH11	29:AL:53:PRO:HA	1.64	0.63
67:B1:1570:C:H5''	67:B1:1666:G:O2'	1.99	0.63
21:A2:186:U:C2'	21:A2:187:C:H5'	2.28	0.63
25:AH:87:ARG:HG3	25:AH:90:HIS:CA	2.28	0.63
4:AG:34:ILE:HG22	4:AG:110:ASN:ND2	2.13	0.63
48:BR:70:GLY:CA	67:B1:2484:C:H4'	2.28	0.63
67:B1:956:U:C2'	67:B1:956:U:N1	2.58	0.62
21:A2:561:A:C2	21:A2:562:A:H1'	2.33	0.62

*Continued on next page...*

*Continued from previous page...*

Atom-1	Atom-2	Interatomic distance (Å)	Clash overlap (Å)
56:BH:70:VAL:HG13	56:BH:71:PRO:HD2	1.79	0.62
18:AF:86:LEU:HD21	18:AF:195:VAL:HA	1.81	0.62
67:B1:1395:G:O4'	67:B1:1395:G:N9	2.30	0.62
67:B1:1443:G:H5'	67:B1:1444:A:C8	2.34	0.62
4:AG:16:ALA:O	21:A2:140:C:O2'	2.16	0.62
67:B1:1949:A:C5	67:B1:1950:G:H1'	2.33	0.62
25:AH:3:LYS:HZ1	30:AU:144:ILE:H	1.47	0.62
25:AH:86:MET:HA	25:AH:88:ARG:CD	2.29	0.62
31:BY:131:LYS:HZ3	67:B1:1136:G:P	2.19	0.62
25:AH:87:ARG:CG	25:AH:90:HIS:HA	2.29	0.62
3:AI:2:THR:HG21	21:A2:709:G:N3	2.14	0.62
18:AF:170:VAL:HG13	18:AF:197:PHE:CE2	2.34	0.62
67:B1:1827:A:N6	67:B1:1835:A:H61	1.97	0.62
21:A2:1209:C:H41	21:A2:1247:A:H3'	1.65	0.62
46:BA:41:ARG:HH21	67:B1:3029:A:C1'	158.27	0.62
21:A2:1490:C:C4	21:A2:1491:C:C5	2.87	0.62
20:BG:59:PRO:HG3	59:BM:43:THR:O	2.00	0.62
67:B1:1678:A:N9	67:B1:1678:A:C2'	2.57	0.62
18:AF:73:ARG:NE	21:A2:879:U:C4'	2.54	0.62
2:AK:40:ILE:HG22	25:AH:44:LEU:CD1	2.21	0.62
35:BL:15:HIS:CA	67:B1:946:U:OP1	2.47	0.62
18:AF:201:VAL:HG22	18:AF:205:LEU:HD13	1.80	0.62
67:B1:1245:C:H3'	67:B1:1245:C:H6	1.64	0.62
18:AF:75:THR:HG22	18:AF:76:ASP:N	2.14	0.62
25:AH:169:ALA:O	25:AH:173:CYS:HB2	1.99	0.62
65:BJ:52:ARG:HH22	67:B1:188:A:H1'	83.87	0.62
2:AK:40:ILE:HD13	25:AH:101:TYR:CD2	2.35	0.62
40:BE:22:ARG:O	67:B1:54:G:N2	150.76	0.62
48:BR:82:LYS:CG	67:B1:2473:C:H5''	2.27	0.62
21:A2:440:C:C4	21:A2:441:U:C4	2.88	0.62
6:AC:4:GLU:OE1	29:AL:45:ILE:HB	2.00	0.62
21:A2:971:G:H1	21:A2:979:U:H3	1.47	0.62
18:AF:80:ARG:NH1	21:A2:1022:U:H5'	2.15	0.62
67:B1:2507:C:C6	67:B1:2507:C:C3'	2.83	0.62
4:AG:120:ASN:CB	21:A2:151:G:O2'	2.47	0.62
56:BH:134:GLY:HA2	67:B1:1202:G:N3	2.15	0.62
67:B1:1907:G:H1	67:B1:2108:U:H3	1.46	0.62
26:AP:56:GLU:C	29:AL:63:ARG:CD	2.66	0.62
31:BY:126:PHE:N	67:B1:1134:A:OP1	2.33	0.62
67:B1:350:A:N9	67:B1:350:A:C2'	2.57	0.61
2:AK:102:TYR:HE1	25:AH:42:ARG:HG3	0.52	0.61

*Continued on next page...*

*Continued from previous page...*

Atom-1	Atom-2	Interatomic distance (Å)	Clash overlap (Å)
35:BL:44:LYS:HE2	67:B1:960:C:O2'	2.00	0.61
67:B1:1574:A:N9	67:B1:1574:A:O4'	2.32	0.61
3:AI:57:ARG:HH21	21:A2:607:U:C3'	2.13	0.61
49:BQ:82:LYS:HD2	67:B1:1788:G:C4'	2.23	0.61
67:B1:1568:A:H2	67:B1:1569:A:C2	2.10	0.61
46:BA:41:ARG:HH21	67:B1:3029:A:H1'	157.62	0.61
21:A2:1341:C:H2'	21:A2:1342:C:C6	2.35	0.61
35:BL:24:LYS:HZ3	67:B1:1080:G:C5'	2.11	0.61
49:BQ:64:LYS:HE2	67:B1:1603:G:C5'	2.29	0.61
16:AJ:101:ILE:HG12	16:AJ:102:GLU:H	1.64	0.61
68:B3:1:C:P	68:B3:2:G:N9	2.73	0.61
53:BD:85:PHE:HB2	67:B1:675:G:H22	1.65	0.61
21:A2:1259:A:N9	21:A2:1259:A:O4'	2.29	0.61
40:BE:22:ARG:HA	67:B1:54:G:N2	152.52	0.61
21:A2:411:C:H4'	21:A2:413:G:C4	2.36	0.61
67:B1:1394:G:O4'	67:B1:1394:G:N9	2.33	0.61
25:AH:16:LYS:HB3	25:AH:21:TRP:H	1.65	0.61
8:AR:63:TYR:O	12:AN:10:GLU:O	2.18	0.61
67:B1:1418:A:H2	67:B1:1438:C:O2	1.83	0.61
67:B1:1012:G:H1	67:B1:1038:U:H3	1.48	0.61
67:B1:1762:G:H4'	67:B1:1763:A:C8	2.36	0.61
21:A2:434:A:H1'	28:AV:85:TYR:HB3	1.81	0.61
67:B1:1569:A:P	67:B1:1569:A:C5'	2.88	0.61
21:A2:42:G:C8	21:A2:361:A:C2	2.88	0.61
35:BL:63:PHE:CD1	67:B1:2533:G:H4'	2.32	0.61
3:AI:28:LYS:CE	5:AW:4:PRO:CB	2.54	0.61
10:AD:56:ARG:HG3	18:AF:160:PRO:CG	2.29	0.61
25:AH:44:LEU:HD22	25:AH:46:HIS:HB2	1.81	0.61
20:BG:5:SER:OG	59:BM:22:LEU:CD2	2.34	0.61
15:AE:64:LYS:HD3	28:AV:81:ILE:HD13	1.83	0.61
35:BL:119:THR:CG2	58:BP:73:LYS:HE3	2.29	0.61
33:BC:76:PRO:HA	67:B1:573:G:H21	70.78	0.61
21:A2:1334:A:O2'	25:AH:69:ASN:ND2	2.34	0.61
18:AF:141:VAL:HG23	18:AF:142:PRO:HD2	1.82	0.61
56:BH:94:ILE:HD11	56:BH:97:ASN:HB2	1.82	0.61
25:AH:93:LEU:C	25:AH:95:SER:N	2.53	0.61
21:A2:434:A:H2	28:AV:84:GLU:CA	2.13	0.61
4:AG:102:ARG:CD	21:A2:318:C:C4'	2.77	0.61
21:A2:843:G:H1	21:A2:870:U:H3	1.46	0.61
18:AF:71:THR:HG1	21:A2:1033:G:P	2.23	0.61
18:AF:50:ILE:HD11	18:AF:118:LYS:O	2.01	0.61

*Continued on next page...*

*Continued from previous page...*

Atom-1	Atom-2	Interatomic distance (Å)	Clash overlap (Å)
18:AF:53:LEU:HD13	18:AF:54:LEU:HD23	1.81	0.61
67:B1:1354:G:H1'	67:B1:1378:G:N2	2.15	0.61
49:BQ:57:GLY:HA3	67:B1:1620:C:P	2.41	0.61
4:AG:102:ARG:HG3	21:A2:318:C:H4'	1.83	0.61
18:AF:198:ALA:O	18:AF:201:VAL:HG12	2.00	0.61
35:BL:15:HIS:HB2	67:B1:945:U:H3'	1.83	0.61
35:BL:25:HIS:CE1	67:B1:678:G:O6	2.54	0.61
4:AG:6:LEU:HD13	4:AG:21:ILE:HD12	1.81	0.61
31:BY:30:ARG:NH2	67:B1:1297:C:OP1	2.34	0.60
31:BY:75:ILE:HD12	31:BY:76:GLY:N	2.16	0.60
20:BG:13:LYS:HD2	54:BF:184:PHE:HB2	181.16	0.60
56:BH:124:LYS:CB	67:B1:1219:C:O2'	2.35	0.60
4:AG:29:LEU:HD11	4:AG:63:ILE:HD11	1.82	0.60
21:A2:60:A:C6	21:A2:65:G:O6	2.53	0.60
67:B1:2260:C:N4	67:B1:2277:G:H1	1.98	0.60
49:BQ:60:ARG:CD	67:B1:1602:C:H4'	2.30	0.60
49:BQ:118:LYS:HA	49:BQ:121:ARG:CZ	2.31	0.60
8:AR:86:VAL:CG1	8:AR:102:VAL:HG13	2.31	0.60
7:AB:104:PRO:HG2	18:AF:19:LYS:HZ1	1.65	0.60
21:A2:1401:U:H3	21:A2:1414:G:H1	1.47	0.60
40:BE:22:ARG:O	67:B1:55:G:H1'	150.53	0.60
50:BV:45:ARG:HH12	50:BV:50:LEU:HD21	1.66	0.60
31:BY:129:SER:HB2	67:B1:1135:A:OP1	2.01	0.60
4:AG:88:LEU:O	21:A2:1413:G:P	2.59	0.60
21:A2:1334:A:C2'	25:AH:69:ASN:CG	2.67	0.60
18:AF:20:THR:CG2	18:AF:45:LYS:HD2	2.32	0.60
67:B1:1955:U:H3'	67:B1:1956:G:H5'	1.82	0.60
7:AB:111:GLU:HB3	18:AF:21:LYS:NZ	2.17	0.60
8:AR:60:TYR:CE2	12:AN:16:LEU:HD11	2.33	0.60
35:BL:5:ARG:HD2	67:B1:1392:G:N7	2.17	0.60
56:BH:124:LYS:HG3	67:B1:1220:U:H5'	1.82	0.60
21:A2:1032:A:N7	21:A2:1033:G:H1'	2.16	0.60
48:BR:70:GLY:CA	67:B1:2484:C:C5'	2.78	0.60
67:B1:82:C:N3	67:B1:103:A:N6	2.49	0.60
21:A2:334:G:H22	21:A2:347:G:H22	1.48	0.60
4:AG:102:ARG:CD	21:A2:318:C:H4'	2.29	0.60
4:AG:99:LYS:HE2	21:A2:319:U:O2'	2.02	0.60
50:BV:14:PHE:HZ	65:BJ:95:MET:CE	2.13	0.60
21:A2:936:A:H2'	21:A2:937:A:H5''	1.83	0.60
67:B1:1600:G:H1'	67:B1:1707:A:H61	1.67	0.60
18:AF:131:TRP:CZ3	18:AF:160:PRO:HD3	2.34	0.60

*Continued on next page...*

*Continued from previous page...*

Atom-1	Atom-2	Interatomic distance (Å)	Clash overlap (Å)
35:BL:44:LYS:HG3	35:BL:47:TRP:CE3	2.36	0.60
21:A2:59:C:N3	21:A2:88:G:N1	2.48	0.60
31:BY:120:HIS:CE1	67:B1:1298:C:O2'	2.55	0.60
35:BL:132:LYS:NZ	67:B1:734:C:P	2.75	0.60
49:BQ:23:TRP:CH2	67:B1:1436:A:P	2.95	0.60
35:BL:24:LYS:HZ2	67:B1:1080:G:C5'	2.10	0.60
2:AK:42:ARG:CD	25:AH:9:PHE:HE1	2.14	0.60
50:BV:43:MET:CE	67:B1:1893:C:O4'	2.50	0.60
4:AG:103:ARG:NH2	21:A2:329:G:O3'	2.35	0.60
4:AG:86:VAL:CG1	21:A2:1414:G:P	2.57	0.60
12:AN:110:GLY:C	21:A2:506:G:OP1	2.40	0.60
33:BC:76:PRO:O	67:B1:649:A:H1'	68.58	0.60
21:A2:1311:C:H4'	25:AH:94:ASN:O	2.02	0.60
35:BL:132:LYS:HZ3	67:B1:733:A:C4'	2.14	0.60
21:A2:439:G:N9	21:A2:439:G:O4'	2.32	0.60
34:B5:31:ASN:ND2	57:BZ:25:ARG:HH11	2.00	0.60
50:BV:14:PHE:CZ	65:BJ:95:MET:CE	2.84	0.60
26:AP:56:GLU:CB	29:AL:63:ARG:CB	2.79	0.60
67:B1:1179:G:C2'	67:B1:1179:G:C8	2.84	0.60
12:AN:135:LYS:HZ3	21:A2:29:G:C2'	2.15	0.60
18:AF:145:VAL:HG21	18:AF:207:ASN:HB2	1.84	0.60
53:BD:48:ARG:H	67:B1:1668:G:H4'	92.54	0.60
21:A2:1251:C:OP2	25:AH:99:LYS:CD	2.38	0.60
67:B1:2987:U:H4'	67:B1:2988:A:H5'	1.84	0.60
49:BQ:95:TRP:HB2	67:B1:857:U:OP1	2.01	0.60
4:AG:103:ARG:CZ	21:A2:329:G:O3'	2.49	0.59
54:BF:1:MET:CE	67:B1:1450:C:H5'	130.65	0.59
20:BG:3:LYS:HB2	20:BG:55:GLU:HB3	1.83	0.59
21:A2:7:G:N2	21:A2:18:C:C2	2.70	0.59
67:B1:1632:U:O2	67:B1:1670:A:C2	2.55	0.59
33:BC:108:ASN:CA	33:BC:172:TRP:CH2	2.80	0.59
25:AH:87:ARG:CB	25:AH:90:HIS:HA	2.32	0.59
10:AD:136:ILE:O	28:AV:60:PHE:HE2	1.73	0.59
35:BL:10:LYS:CB	67:B1:947:C:H5'	2.31	0.59
35:BL:132:LYS:CG	67:B1:733:A:OP1	2.50	0.59
12:AN:21:LYS:CE	21:A2:237:C:OP1	2.50	0.59
3:AI:31:SER:CB	21:A2:542:G:OP1	2.50	0.59
4:AG:84:VAL:HG11	21:A2:1414:G:H5''	1.83	0.59
4:AG:76:PRO:HB2	21:A2:1404:C:C4'	2.32	0.59
21:A2:434:A:N1	28:AV:84:GLU:OE2	2.35	0.59
34:BK:46:ARG:NH2	67:B1:1222:U:OP1	77.04	0.59

*Continued on next page...*



*Continued from previous page...*

Atom-1	Atom-2	Interatomic distance (Å)	Clash overlap (Å)
15:AE:64:LYS:CD	28:AV:81:ILE:HD13	2.32	0.59
20:BG:3:LYS:CD	20:BG:55:GLU:O	2.49	0.59
18:AF:214:SER:HB3	18:AF:215:PRO:HD3	1.84	0.59
13:AX:61:GLU:CD	14:AM:107:ARG:HB3	2.23	0.59
21:A2:1220:G:H21	21:A2:1235:A:H62	1.50	0.59
2:AK:50:ILE:CG1	25:AH:13:HIS:ND1	2.65	0.59
21:A2:540:G:C6	21:A2:709:G:C6	2.89	0.59
67:B1:2225:C:H42	67:B1:2310:G:H1	1.50	0.59
3:AI:57:ARG:HH21	21:A2:607:U:H4'	1.67	0.59
18:AF:86:LEU:N	18:AF:86:LEU:HD12	2.17	0.59
49:BQ:84:LYS:HG3	67:B1:1843:C:P	2.41	0.59
67:B1:1092:U:H3	67:B1:1097:G:H1	1.50	0.59
21:A2:991:C:C5	21:A2:992:G:N7	2.70	0.59
67:B1:237:G:C2'	67:B1:237:G:N9	2.59	0.59
67:B1:1179:G:C8	67:B1:1179:G:H2'	2.37	0.59
54:BF:1:MET:CE	67:B1:1450:C:C5'	130.01	0.59
35:BL:132:LYS:NZ	67:B1:733:A:C4'	2.65	0.59
21:A2:677:U:O2	21:A2:1493:C:H5'	2.02	0.59
67:B1:1253:U:H3'	67:B1:1254:C:H5''	1.85	0.59
48:BR:59:HIS:CE1	67:B1:994:G:OP1	2.55	0.59
10:AD:123:GLN:HE21	21:A2:402:G:H21	1.50	0.59
65:BJ:62:VAL:HG23	67:B1:2397:C:C5'	96.57	0.59
49:BQ:83:GLY:N	67:B1:1789:A:OP1	2.35	0.59
67:B1:2800:U:H3	67:B1:2839:A:H61	1.51	0.59
33:BC:108:ASN:CB	33:BC:172:TRP:HH2	1.62	0.59
18:AF:73:ARG:CZ	21:A2:879:U:C3'	2.55	0.59
31:BY:123:ARG:HH11	31:BY:123:ARG:HG2	1.67	0.59
35:BL:7:LYS:HZ3	67:B1:1335:C:P	2.25	0.59
21:A2:516:A:H61	21:A2:842:U:H3	1.51	0.59
21:A2:439:G:H1'	21:A2:440:C:C5	2.38	0.59
49:BQ:94:LEU:O	49:BQ:98:THR:HG23	2.02	0.59
67:B1:1313:G:N2	67:B1:1316:U:C4	2.71	0.59
67:B1:1313:G:N2	67:B1:1316:U:C5	2.71	0.59
40:BE:120:HIS:CG	40:BE:121:ILE:H	2.20	0.59
67:B1:1569:A:C2'	67:B1:1569:A:HO2'	2.10	0.59
20:BG:37:ASN:HB2	59:BM:3:MET:HE1	1.84	0.59
10:AD:136:ILE:N	28:AV:60:PHE:CE2	2.69	0.59
12:AN:20:ARG:NH1	21:A2:516:A:N3	2.50	0.59
67:B1:614:G:O4'	67:B1:614:G:N9	2.35	0.59
21:A2:786:G:H1	21:A2:812:U:H3	1.50	0.59
10:AD:44:HIS:HE1	10:AD:104:ARG:HD2	1.67	0.59

*Continued on next page...*

*Continued from previous page...*

Atom-1	Atom-2	Interatomic distance (Å)	Clash overlap (Å)
21:A2:934:G:H1	29:AL:49:THR:HA	1.68	0.59
25:AH:88:ARG:H	25:AH:94:ASN:CG	2.07	0.58
31:BY:126:PHE:H	67:B1:1134:A:C5'	2.16	0.58
53:BD:87:ARG:NE	67:B1:487:U:C1'	2.66	0.58
25:AH:80:LYS:HD3	25:AH:89:GLU:CD	2.24	0.58
21:A2:1311:C:H5''	25:AH:94:ASN:O	2.02	0.58
2:AK:39:GLU:CG	25:AH:5:LEU:HD21	2.33	0.58
49:BQ:84:LYS:CG	67:B1:1843:C:OP1	2.52	0.58
20:B4:57:VAL:HG11	20:B4:63:VAL:HG21	1.84	0.58
3:AI:31:SER:HA	21:A2:542:G:H5''	1.85	0.58
25:AH:26:VAL:HG21	25:AH:120:ILE:HG23	1.83	0.58
65:BJ:52:ARG:HG2	67:B1:2548:A:N1	83.95	0.58
2:AK:40:ILE:CD1	25:AH:101:TYR:CE2	2.86	0.58
56:BH:128:GLY:HA3	67:B1:1198:G:H21	0.78	0.58
18:AF:201:VAL:O	18:AF:205:LEU:HD13	2.03	0.58
21:A2:616:G:N1	21:A2:697:A:C2	2.70	0.58
67:B1:407:A:H3'	67:B1:408:C:C5'	2.33	0.58
25:AH:39:LEU:HD12	25:AH:124:VAL:HG21	1.85	0.58
21:A2:472:C:H2'	21:A2:473:A:C8	2.39	0.58
67:B1:2629:U:H3	67:B1:2685:G:H1	1.50	0.58
18:AF:46:GLU:HB2	18:AF:49:ILE:CG1	2.32	0.58
67:B1:1465:A:H2	67:B1:1476:C:O2'	1.86	0.58
20:BG:60:GLU:HG3	59:BM:26:ARG:NH2	2.17	0.58
4:AG:85:ARG:CZ	21:A2:331:C:OP1	2.52	0.58
67:B1:1955:U:H3'	67:B1:1956:G:C5'	2.32	0.58
21:A2:1240:A:H8	29:AL:40:LEU:HD22	1.67	0.58
67:B1:1568:A:N1	67:B1:1569:A:N6	2.35	0.58
18:AF:124:ILE:HG23	18:AF:124:ILE:O	2.04	0.58
18:AF:141:VAL:CG2	18:AF:142:PRO:HD2	2.34	0.58
56:BH:60:VAL:H	56:BH:62:LYS:CG	2.15	0.58
56:BH:60:VAL:HG12	56:BH:61:THR:H	1.68	0.58
10:AD:44:HIS:CE1	10:AD:104:ARG:HD2	2.39	0.58
4:AG:77:ASP:OD2	21:A2:1413:G:C2	2.57	0.58
21:A2:1395:G:H1	21:A2:1420:U:H3	1.51	0.58
20:BG:37:ASN:HB2	59:BM:3:MET:HE2	1.85	0.58
21:A2:1013:G:H1	21:A2:1155:U:H3	1.52	0.58
56:BH:3:LYS:HB3	56:BH:5:VAL:CG2	2.33	0.58
46:BA:20:LYS:O	67:B1:1811:G:O4'	171.50	0.58
67:B1:1465:A:N1	67:B1:1476:C:O2'	2.32	0.58
12:AN:50:ALA:HA	21:A2:359:A:O5'	2.03	0.58
18:AF:68:ILE:HA	18:AF:85:VAL:HG22	1.85	0.58

*Continued on next page...*

*Continued from previous page...*

Atom-1	Atom-2	Interatomic distance (Å)	Clash overlap (Å)
21:A2:860:G:OP2	56:BH:14:LYS:HG2	90.95	0.58
26:AP:56:GLU:HB3	29:AL:63:ARG:HD2	0.65	0.58
67:B1:1642:G:C2'	67:B1:1642:G:C8	2.86	0.58
56:BH:89:GLU:HA	56:BH:134:GLY:O	2.04	0.58
49:BQ:8:ARG:NE	67:B1:1434:C:OP1	2.37	0.58
4:AG:92:PRO:HD3	21:A2:1412:A:O2'	2.01	0.58
46:BA:20:LYS:HB3	67:B1:1811:G:N7	172.35	0.58
20:BG:5:SER:CB	59:BM:22:LEU:HD21	2.34	0.58
35:BL:5:ARG:HA	35:BL:8:VAL:HB	1.85	0.58
67:B1:831:C:H5''	67:B1:1791:A:N1	2.19	0.58
21:A2:263:C:H2'	21:A2:264:C:C6	2.39	0.58
34:B5:16:ARG:CZ	67:B1:1565:G:O6	2.52	0.57
56:BH:129:THR:HA	67:B1:1199:U:O4	2.04	0.57
49:BQ:61:TYR:CE1	67:B1:1618:G:OP1	2.57	0.57
54:BF:41:TRP:HB3	54:BF:44:ILE:HD12	1.85	0.57
25:AH:51:HIS:CG	25:AH:61:VAL:HG22	2.39	0.57
35:BL:38:GLY:CA	35:BL:45:SER:HB3	2.34	0.57
48:BR:74:ILE:HG13	48:BR:85:THR:HG23	1.85	0.57
67:B1:237:G:C8	67:B1:237:G:C2'	2.86	0.57
65:BJ:52:ARG:CB	67:B1:2548:A:C2	82.24	0.57
67:B1:1440:C:O2'	67:B1:1445:G:O6	2.22	0.57
67:B1:1626:A:H2'	67:B1:1627:G:H5'	1.85	0.57
20:B4:57:VAL:HG11	20:B4:63:VAL:HG23	1.85	0.57
67:B1:1567:C:C6	67:B1:1567:C:O4'	2.58	0.57
21:A2:1200:U:C4	25:AH:91:ARG:C	2.52	0.57
2:AK:39:GLU:HG2	25:AH:5:LEU:HD21	1.84	0.57
31:BY:120:HIS:HB3	31:BY:121:PRO:HD2	1.86	0.57
31:BY:126:PHE:CZ	67:B1:1134:A:C2'	2.83	0.57
21:A2:440:C:O4'	21:A2:440:C:C6	2.57	0.57
52:BB:97:LEU:HD21	52:BB:159:ILE:HD12	1.86	0.57
10:AD:59:LEU:HD11	18:AF:132:GLU:HG3	1.84	0.57
67:B1:117:A:N7	67:B1:118:A:C8	2.72	0.57
21:A2:434:A:C2	28:AV:84:GLU:CA	2.86	0.57
21:A2:1334:A:H1'	25:AH:69:ASN:OD1	2.04	0.57
2:AK:40:ILE:HG22	25:AH:44:LEU:HD21	1.86	0.57
26:AP:40:ARG:NH1	29:AL:53:PRO:HA	2.19	0.57
21:A2:334:G:H1	21:A2:347:G:H1	1.49	0.57
33:BC:50:HIS:CD2	33:BC:67:PHE:CE2	2.92	0.57
65:BJ:52:ARG:HE	67:B1:2202:U:C4'	82.22	0.57
21:A2:382:G:C1'	21:A2:382:G:O2'	2.48	0.57
20:BG:37:ASN:OD1	59:BM:3:MET:HB3	2.05	0.57

*Continued on next page...*

*Continued from previous page...*

Atom-1	Atom-2	Interatomic distance (Å)	Clash overlap (Å)
21:A2:1334:A:H4'	25:AH:69:ASN:ND2	2.19	0.57
3:AI:99:PHE:CD1	18:AF:143:PHE:CZ	2.91	0.57
26:AP:47:ALA:HB2	29:AL:64:TRP:CH2	2.38	0.57
50:BV:21:MET:CE	65:BJ:97:VAL:HG13	2.34	0.57
68:B3:35:A:O2'	68:B3:35:A:C1'	2.48	0.57
21:A2:1200:U:O4	25:AH:91:ARG:HB3	2.03	0.57
34:B5:16:ARG:NE	67:B1:1565:G:O6	2.38	0.57
35:BL:11:LEU:HB3	67:B1:948:C:C5	2.40	0.57
35:BL:6:LYS:HD2	67:B1:1339:C:N4	2.20	0.57
3:AI:57:ARG:CG	21:A2:607:U:OP1	2.52	0.57
67:B1:1594:G:H1	67:B1:1712:U:H3	1.52	0.57
21:A2:1112:G:H5'	29:AL:71:ARG:HH21	1.70	0.57
68:B3:1:C:P	68:B3:2:G:C1'	2.92	0.57
18:AF:166:VAL:HG23	18:AF:166:VAL:O	2.05	0.57
18:AF:96:VAL:HG22	18:AF:97:GLY:N	2.20	0.57
31:BY:75:ILE:HB	67:B1:1324:G:OP1	2.05	0.57
48:BR:82:LYS:HD2	67:B1:2473:C:OP1	2.05	0.57
12:AN:5:LYS:CD	21:A2:838:C:H5	2.18	0.57
48:BR:7:SER:CB	67:B1:2376:U:OP1	2.51	0.57
67:B1:2217:C:N3	67:B1:2318:G:N1	2.51	0.57
20:BG:52:ILE:HD11	20:BG:80:VAL:CG2	2.35	0.57
67:B1:1643:A:H4'	67:B1:1644:G:OP2	2.04	0.57
7:AB:104:PRO:CB	18:AF:19:LYS:HE2	2.22	0.57
67:B1:1600:G:H2'	67:B1:1601:G:H8	1.70	0.57
34:B5:50:ILE:CB	57:BZ:28:LYS:HZ1	2.15	0.57
18:AF:73:ARG:HG2	21:A2:879:U:O2'	2.04	0.57
67:B1:117:A:C8	67:B1:118:A:C8	2.92	0.57
18:AF:124:ILE:HD12	18:AF:205:LEU:CG	2.35	0.57
20:BG:43:VAL:HG23	20:BG:75:ILE:HG21	1.87	0.57
35:BL:132:LYS:HZ2	67:B1:733:A:C5'	2.18	0.57
26:AP:52:PHE:CB	29:AL:64:TRP:CE3	2.82	0.57
18:AF:44:ILE:N	18:AF:44:ILE:HD12	2.20	0.57
21:A2:1313:G:OP1	25:AH:81:VAL:HG23	2.04	0.57
35:BL:4:ARG:HD3	67:B1:678:G:O2'	2.05	0.57
15:AE:65:ILE:HG13	28:AV:13:LEU:HD12	1.86	0.57
67:B1:1968:A:C6	67:B1:2101:A:N6	2.73	0.57
18:AF:75:THR:HG22	18:AF:76:ASP:H	1.69	0.57
17:AO:94:ILE:HG12	17:AO:95:THR:H	1.70	0.57
67:B1:646:U:H2'	67:B1:647:G:C8	2.40	0.57
21:A2:434:A:N3	28:AV:84:GLU:CB	2.54	0.56
2:AK:40:ILE:C	25:AH:44:LEU:HD11	2.26	0.56

*Continued on next page...*

*Continued from previous page...*

Atom-1	Atom-2	Interatomic distance (Å)	Clash overlap (Å)
35:BL:34:ARG:NH2	67:B1:938:U:O3'	2.37	0.56
18:AF:33:ASP:HB3	18:AF:36:GLU:CG	2.32	0.56
67:B1:1823:A:H61	67:B1:2120:C:N4	1.93	0.56
50:BV:39:ARG:HD2	67:B1:2832:G:OP1	2.05	0.56
18:AF:123:GLU:HB3	18:AF:209:ASN:HD21	1.68	0.56
67:B1:486:A:C2	67:B1:512:G:C8	2.93	0.56
21:A2:1351:U:H2'	21:A2:1352:G:C8	2.40	0.56
21:A2:1312:C:H5''	25:AH:80:LYS:HB3	1.87	0.56
21:A2:1311:C:C4'	25:AH:94:ASN:C	2.74	0.56
18:AF:175:LEU:HD13	18:AF:183:VAL:HG11	1.87	0.56
56:BH:134:GLY:HA3	67:B1:1203:C:O4'	2.05	0.56
31:BY:123:ARG:HE	67:B1:1132:U:C4'	2.16	0.56
2:AK:42:ARG:NE	25:AH:9:PHE:HD1	1.85	0.56
18:AF:122:ILE:HG13	18:AF:123:GLU:N	2.20	0.56
67:B1:956:U:H5	67:B1:1107:G:N2	2.03	0.56
18:AF:175:LEU:HD23	18:AF:205:LEU:HD11	1.86	0.56
18:AF:201:VAL:HG13	18:AF:202:PHE:N	2.20	0.56
12:AN:49:GLN:HG2	12:AN:106:GLU:HG2	1.86	0.56
21:A2:45:U:O4	21:A2:361:A:N1	2.38	0.56
6:AC:140:ARG:NH1	21:A2:1156:A:C8	2.73	0.56
67:B1:1968:A:N6	67:B1:2101:A:N6	2.54	0.56
12:AN:21:LYS:NZ	21:A2:237:C:OP1	2.37	0.56
67:B1:379:U:H2'	67:B1:380:A:C8	2.39	0.56
18:AF:164:GLY:HA2	18:AF:182:ASP:HA	1.86	0.56
21:A2:825:C:O2	21:A2:831:A:C2	2.59	0.56
25:AH:80:LYS:HB2	25:AH:86:MET:O	2.06	0.56
4:AG:77:ASP:H	4:AG:110:ASN:HD22	1.52	0.56
18:AF:73:ARG:NH1	21:A2:879:U:H5'	2.10	0.56
21:A2:1333:G:C5	25:AH:48:HIS:HE1	2.22	0.56
67:B1:1039:C:H2'	67:B1:1040:C:C6	2.39	0.56
20:BG:3:LYS:NZ	20:BG:57:VAL:N	2.53	0.56
21:A2:114:A:H2	21:A2:184:G:O2'	1.89	0.56
56:BH:27:PRO:HG2	56:BH:57:VAL:HG11	1.86	0.56
21:A2:1327:C:O2'	29:AL:48:THR:CB	2.53	0.56
67:B1:646:U:H2'	67:B1:647:G:H8	1.71	0.56
15:AE:55:TYR:CE1	28:AV:9:LYS:NZ	2.40	0.56
21:A2:87:C:H2'	21:A2:88:G:H5'	1.86	0.56
3:AI:57:ARG:NH2	21:A2:608:G:P	2.79	0.56
18:AF:32:THR:O	18:AF:32:THR:HG23	2.04	0.56
11:A1:77:A:H8	67:B1:2511:C:H42	1.53	0.56
33:BC:108:ASN:N	33:BC:172:TRP:CZ2	2.74	0.56

*Continued on next page...*

*Continued from previous page...*

Atom-1	Atom-2	Interatomic distance (Å)	Clash overlap (Å)
18:AF:131:TRP:HZ3	18:AF:160:PRO:CD	2.16	0.56
18:AF:165:LEU:HD22	18:AF:175:LEU:HD13	1.86	0.56
21:A2:1334:A:C1'	25:AH:69:ASN:HD21	2.16	0.56
2:AK:10:ARG:NH2	25:AH:48:HIS:HB3	2.21	0.56
18:AF:128:CYS:CA	18:AF:138:PRO:HG3	2.35	0.56
18:AF:167:ILE:HG23	18:AF:172:LYS:HB2	1.88	0.56
20:BG:33:ARG:HE	20:BG:102:ILE:HD12	1.71	0.56
21:A2:798:U:C6	21:A2:798:U:C2'	2.89	0.56
2:AK:102:TYR:CE1	25:AH:42:ARG:HD3	2.36	0.56
18:AF:143:PHE:HE1	18:AF:213:ILE:HD11	1.71	0.56
2:AK:43:PHE:CB	25:AH:43:LEU:HD11	2.25	0.56
18:AF:191:THR:O	18:AF:191:THR:HG22	2.06	0.56
21:A2:1063:A:C8	21:A2:1064:C:C5	2.94	0.56
21:A2:905:A:H2'	21:A2:906:G:C8	2.41	0.56
67:B1:1199:U:H1'	67:B1:1201:G:H5'	1.87	0.56
4:AG:120:ASN:CB	21:A2:151:G:HO2'	2.17	0.56
4:AG:85:ARG:NH2	21:A2:331:C:P	2.79	0.56
21:A2:1311:C:H1'	25:AH:96:LYS:HG2	1.88	0.56
18:AF:145:VAL:HG22	18:AF:146:GLU:H	1.71	0.56
35:BL:26:ARG:HH12	67:B1:942:U:P	2.29	0.56
18:AF:86:LEU:HD21	18:AF:195:VAL:HG13	1.88	0.56
25:AH:47:THR:O	25:AH:47:THR:HG22	2.06	0.56
65:BJ:52:ARG:HB3	67:B1:2548:A:N1	82.23	0.55
31:BY:155:LEU:CD1	67:B1:602:G:P	2.87	0.55
35:BL:41:LYS:CG	67:B1:185:A:OP2	2.54	0.55
31:BY:33:HIS:NE2	67:B1:1298:C:OP1	2.39	0.55
67:B1:991:U:H3	67:B1:1058:A:H61	1.53	0.55
67:B1:2507:C:C1'	67:B1:2507:C:C3'	2.77	0.55
21:A2:1312:C:C5'	25:AH:80:LYS:HE3	2.36	0.55
68:B3:1:C:P	68:B3:2:G:O4'	2.65	0.55
2:AK:40:ILE:HD13	25:AH:101:TYR:CE2	2.42	0.55
67:B1:473:C:H2'	67:B1:474:G:C8	2.41	0.55
18:AF:50:ILE:HD12	18:AF:118:LYS:CB	2.21	0.55
26:AP:52:PHE:HB2	29:AL:64:TRP:CZ3	2.35	0.55
67:B1:899:A:N6	67:B1:1914:U:C4	2.74	0.55
21:A2:1186:C:H4'	21:A2:1187:A:OP1	2.05	0.55
21:A2:1467:U:H3	21:A2:1478:A:H61	1.53	0.55
34:B5:16:ARG:HD2	67:B1:1566:G:C6	2.41	0.55
18:AF:53:LEU:C	18:AF:53:LEU:HD13	2.26	0.55
49:BQ:8:ARG:HH22	67:B1:1433:C:H4'	1.69	0.55
21:A2:1311:C:C4'	25:AH:94:ASN:O	2.55	0.55

*Continued on next page...*

*Continued from previous page...*

Atom-1	Atom-2	Interatomic distance (Å)	Clash overlap (Å)
21:A2:367:G:N9	21:A2:367:G:O4'	2.37	0.55
20:BG:37:ASN:CA	59:BM:3:MET:SD	2.94	0.55
18:AF:178:ALA:HB2	18:AF:205:LEU:HD23	1.88	0.55
53:BD:1:MET:HG2	53:BD:2:LYS:H	3.05	0.55
21:A2:439:G:H4'	21:A2:440:C:O5'	2.06	0.55
21:A2:471:G:H5''	21:A2:472:C:C6	2.41	0.55
67:B1:122:G:H1	67:B1:126:U:H3	1.55	0.55
46:BA:20:LYS:O	67:B1:1811:G:C8	173.75	0.55
21:A2:152:G:H2'	21:A2:153:G:H8	1.69	0.55
4:AG:120:ASN:CG	21:A2:151:G:C4'	2.72	0.55
13:AX:71:ARG:NE	21:A2:1041:C:OP1	2.38	0.55
18:AF:34:ILE:HG23	18:AF:35:HIS:N	2.21	0.55
65:BJ:62:VAL:CG2	67:B1:2397:C:H5''	97.94	0.55
67:B1:1009:G:H1	67:B1:1041:U:H3	1.54	0.55
4:AG:102:ARG:NH1	21:A2:318:C:H5'	2.22	0.55
34:B5:50:ILE:HG21	57:BZ:28:LYS:HZ1	1.71	0.55
67:B1:1506:U:C4'	67:B1:1947:A:H2	2.19	0.55
37:BU:69:VAL:HA	37:BU:76:ILE:HG22	1.89	0.55
67:B1:2275:G:H2'	67:B1:2276:G:H5'	1.88	0.55
2:AK:102:TYR:OH	25:AH:42:ARG:CG	2.54	0.55
25:AH:89:GLU:HB3	25:AH:95:SER:OG	2.05	0.55
26:AP:56:GLU:O	29:AL:65:GLU:OE2	2.25	0.55
20:BG:36:THR:C	59:BM:3:MET:SD	2.84	0.55
67:B1:1203:C:H2'	67:B1:1204:U:C6	2.42	0.55
35:BL:11:LEU:CB	67:B1:948:C:C5	2.89	0.55
21:A2:957:A:C2	21:A2:991:C:N4	2.75	0.55
50:BV:49:LYS:HE2	67:B1:1892:G:OP1	2.07	0.55
18:AF:175:LEU:HD21	18:AF:205:LEU:HD11	1.88	0.55
18:AF:73:ARG:NE	21:A2:879:U:C3'	2.69	0.55
18:AF:134:ARG:O	18:AF:134:ARG:HG3	2.06	0.55
31:BY:51:LYS:CE	68:B3:96:C:H4'	2.35	0.55
18:AF:45:LYS:HB2	18:AF:45:LYS:HZ2	1.72	0.55
18:AF:80:ARG:HH11	21:A2:1022:U:H5'	1.71	0.55
50:BV:29:VAL:HG11	65:BJ:141:VAL:HG11	1.89	0.55
68:B3:66:A:N6	68:B3:109:A:C2	2.73	0.55
21:A2:873:A:H2'	21:A2:874:G:H5'	1.89	0.55
33:BC:60:LEU:HD22	65:BJ:14:ALA:HA	1.88	0.55
65:BJ:52:ARG:HE	67:B1:2202:U:C3'	82.98	0.55
21:A2:434:A:H2	28:AV:84:GLU:CB	2.08	0.55
31:BY:130:LYS:HZ3	67:B1:1122:C:H5''	1.72	0.55
18:AF:53:LEU:CD1	18:AF:54:LEU:HD23	2.36	0.55

*Continued on next page...*

*Continued from previous page...*

Atom-1	Atom-2	Interatomic distance (Å)	Clash overlap (Å)
29:AL:59:ALA:HB3	29:AL:61:PHE:CZ	2.42	0.55
67:B1:2173:U:H2'	67:B1:2174:G:O4'	2.06	0.55
68:B3:21:C:H4'	68:B3:22:C:OP1	2.07	0.55
67:B1:2115:U:N1	67:B1:2115:U:C2'	2.63	0.55
67:B1:2396:G:N3	67:B1:2507:C:N4	2.54	0.55
10:AD:93:LEU:CD1	18:AF:160:PRO:CB	2.66	0.55
21:A2:369:A:C4'	21:A2:434:A:C8	2.81	0.55
21:A2:1307:G:N1	25:AH:48:HIS:CG	2.61	0.55
21:A2:516:A:N6	21:A2:842:U:H3	2.05	0.55
31:BY:85:VAL:HG11	31:BY:93:ILE:HA	1.89	0.55
67:B1:115:C:N4	67:B1:116:G:C6	2.75	0.54
56:BH:1:MET:HB2	56:BH:2:PRO:O	2.07	0.54
21:A2:8:U:C2'	21:A2:8:U:N1	2.63	0.54
18:AF:183:VAL:HG22	18:AF:184:TRP:O	2.07	0.54
20:BG:51:VAL:HG21	20:BG:66:LEU:HD21	1.89	0.54
67:B1:1568:A:C5	67:B1:1569:A:C6	2.95	0.54
4:AG:76:PRO:HB2	21:A2:1404:C:H4'	1.89	0.54
12:AN:135:LYS:HE2	21:A2:29:G:C2'	2.37	0.54
67:B1:1132:U:H3	67:B1:1296:A:N6	1.99	0.54
35:BL:9:ARG:HE	35:BL:12:ARG:HE	1.54	0.54
21:A2:616:G:N2	21:A2:697:A:C2	2.75	0.54
21:A2:898:G:C2	21:A2:899:G:C6	2.95	0.54
67:B1:579:C:O2'	67:B1:580:G:C8	2.55	0.54
21:A2:1200:U:C2	25:AH:180:PHE:HB2	2.39	0.54
12:AN:135:LYS:HZ1	21:A2:29:G:H1'	0.58	0.54
20:BG:4:PRO:HG2	59:BM:25:GLN:HE22	1.73	0.54
1:AQ:15:LYS:HB3	3:AI:57:ARG:HH11	1.73	0.54
21:A2:1200:U:OP1	25:AH:179:SER:CB	2.53	0.54
21:A2:1312:C:H4'	25:AH:80:LYS:HG2	1.89	0.54
46:BA:20:LYS:C	67:B1:1811:G:N9	172.32	0.54
4:AG:120:ASN:HB3	21:A2:151:G:HO2'	1.73	0.54
18:AF:132:GLU:CG	18:AF:133:CYS:H	2.14	0.54
11:A1:42:C:O2'	25:AH:206:GLU:HG3	2.07	0.54
26:AP:41:HIS:CD2	29:AL:53:PRO:HB3	2.42	0.54
33:BC:153:ASP:HB3	33:BC:160:ILE:HD13	1.87	0.54
67:B1:1745:U:C6	67:B1:1745:U:H3'	2.43	0.54
53:BD:85:PHE:HB2	67:B1:675:G:H21	1.70	0.54
31:BY:123:ARG:CD	67:B1:1132:U:O2'	2.54	0.54
26:AP:52:PHE:CD2	29:AL:64:TRP:HE3	2.22	0.54
67:B1:1968:A:N7	67:B1:1969:C:C5	2.75	0.54
12:AN:21:LYS:HE2	21:A2:237:C:OP1	2.07	0.54

*Continued on next page...*



*Continued from previous page...*

Atom-1	Atom-2	Interatomic distance (Å)	Clash overlap (Å)
68:B3:73:U:H3'	68:B3:74:U:H5''	1.88	0.54
25:AH:148:VAL:HG12	25:AH:149:ALA:N	2.22	0.54
3:AI:28:LYS:CG	5:AW:4:PRO:CA	2.82	0.54
46:BA:20:LYS:CB	67:B1:1811:G:H8	171.39	0.54
49:BQ:76:ARG:CD	67:B1:1884:C:OP2	2.55	0.54
12:AN:110:GLY:N	21:A2:506:G:OP1	2.41	0.54
67:B1:2806:A:C2	67:B1:3020:G:N2	2.76	0.54
12:AN:24:ARG:HH12	21:A2:298:C:C5'	2.16	0.54
29:AL:59:ALA:HB1	29:AL:61:PHE:CE1	2.43	0.54
67:B1:2257:A:H62	67:B1:2280:G:H1'	1.72	0.54
67:B1:206:A:H3'	67:B1:207:A:C8	2.43	0.54
67:B1:890:G:H2'	67:B1:891:C:C6	2.42	0.54
21:A2:60:A:N6	21:A2:65:G:C6	2.76	0.54
34:B5:51:LYS:CE	67:B1:1568:A:O2'	2.56	0.54
34:B5:4:ILE:CG1	57:BZ:28:LYS:CG	2.75	0.54
35:BL:113:LEU:HD12	67:B1:732:G:C2	2.39	0.54
3:AI:95:PRO:HG2	18:AF:143:PHE:HE2	1.73	0.54
18:AF:85:VAL:HG12	18:AF:86:LEU:N	2.23	0.54
21:A2:1248:A:H4'	30:AU:80:ARG:HH21	1.73	0.54
31:BY:131:LYS:HG2	68:B3:85:C:OP1	2.07	0.54
18:AF:152:VAL:C	18:AF:153:ARG:HD2	2.27	0.54
56:BH:110:LYS:HG3	56:BH:114:MET:CE	2.37	0.54
21:A2:265:C:H2'	21:A2:266:A:C8	2.43	0.54
20:BG:13:LYS:HB2	54:BF:184:PHE:HB2	182.58	0.54
18:AF:31:ILE:HG13	18:AF:31:ILE:O	2.07	0.54
67:B1:3021:C:H2'	67:B1:3022:C:H6	1.73	0.54
21:A2:430:G:H21	28:AV:33:ARG:HH12	1.56	0.54
56:BH:21:LEU:HD23	56:BH:32:VAL:HG21	1.90	0.54
56:BH:90:PRO:C	56:BH:92:HIS:H	2.11	0.54
50:BV:22:TYR:CZ	65:BJ:100:GLU:CG	2.76	0.54
24:AA:120:MET:HG3	24:AA:186:ARG:HH21	1.73	0.54
67:B1:1273:C:N4	67:B1:1277:G:C6	2.76	0.54
67:B1:1035:G:H2'	67:B1:1036:C:C6	2.43	0.54
20:BG:4:PRO:O	20:BG:5:SER:CB	2.56	0.54
21:A2:1248:A:O3'	25:AH:81:VAL:CG1	2.48	0.54
35:BL:23:LYS:NZ	67:B1:2563:A:N6	2.50	0.54
21:A2:375:G:N2	21:A2:381:C:C2	2.76	0.54
25:AH:81:VAL:HG11	30:AU:80:ARG:NE	2.18	0.53
3:AI:31:SER:CB	21:A2:542:G:H5''	2.37	0.53
21:A2:164:A:H2'	21:A2:165:U:C6	2.42	0.53
67:B1:1570:C:H5'	67:B1:1666:G:O2'	2.08	0.53

*Continued on next page...*

*Continued from previous page...*

Atom-1	Atom-2	Interatomic distance (Å)	Clash overlap (Å)
18:AF:145:VAL:HG11	18:AF:156:LEU:HD12	1.90	0.53
18:AF:73:ARG:CG	21:A2:879:U:O2'	2.57	0.53
20:BG:60:GLU:CD	59:BM:22:LEU:HD22	2.29	0.53
35:BL:64:SER:HB2	67:B1:234:G:OP1	2.05	0.53
21:A2:976:A:H2'	21:A2:978:G:C8	2.44	0.53
25:AH:149:ALA:HB2	25:AH:215:ARG:CB	2.38	0.53
49:BQ:7:GLN:HA	49:BQ:10:ILE:HD12	1.90	0.53
21:A2:60:A:N6	21:A2:85:A:N6	2.56	0.53
21:A2:382:G:C2'	21:A2:382:G:N9	2.62	0.53
18:AF:174:ILE:CD1	18:AF:201:VAL:HG11	2.38	0.53
40:BE:22:ARG:CA	67:B1:54:G:H21	151.79	0.53
18:AF:71:THR:OG1	21:A2:1032:A:O3'	2.26	0.53
21:A2:1251:C:OP1	25:AH:99:LYS:HD2	2.08	0.53
18:AF:203:ASN:O	18:AF:206:TYR:HB3	2.08	0.53
18:AF:167:ILE:HG12	18:AF:168:GLY:H	1.74	0.53
21:A2:618:G:H22	21:A2:695:G:H1	1.56	0.53
67:B1:237:G:H3'	67:B1:238:C:H5''	1.88	0.53
67:B1:1234:A:N9	67:B1:1234:A:O4'	2.39	0.53
67:B1:2088:G:N9	67:B1:2088:G:O4'	2.39	0.53
67:B1:2586:A:O2'	67:B1:2587:G:C8	2.61	0.53
67:B1:1096:A:H2'	67:B1:1097:G:H5'	1.88	0.53
35:BL:77:ASN:OD1	67:B1:723:A:N7	2.42	0.53
67:B1:1933:U:H3	67:B1:1964:G:H1	1.56	0.53
3:AI:28:LYS:HE3	5:AW:4:PRO:CG	2.38	0.53
10:AD:90:ASP:OD2	18:AF:161:ARG:HG3	2.07	0.53
4:AG:9:SER:CB	4:AG:64:ARG:HH11	2.21	0.53
21:A2:1333:G:H4'	25:AH:97:LYS:HB3	1.90	0.53
21:A2:1334:A:C1'	25:AH:69:ASN:CG	2.77	0.53
21:A2:218:C:O4'	21:A2:218:C:C6	2.62	0.53
67:B1:2260:C:N4	67:B1:2277:G:H22	2.06	0.53
18:AF:67:ASP:HB3	18:AF:86:LEU:HD13	1.91	0.53
67:B1:2388:U:C5	67:B1:2390:G:C8	2.97	0.53
18:AF:170:VAL:HG13	18:AF:171:GLY:H	1.73	0.53
18:AF:59:ALA:O	18:AF:60:ARG:HB2	2.08	0.53
35:BL:116:GLY:HA2	67:B1:735:A:OP2	2.08	0.53
56:BH:72:PRO:HB2	67:B1:1199:U:OP2	2.09	0.53
4:AG:64:ARG:CG	21:A2:152:G:C5'	2.79	0.53
21:A2:919:U:C4	21:A2:1185:A:H1'	2.44	0.53
18:AF:143:PHE:CE1	18:AF:213:ILE:HD11	2.44	0.53
53:BD:48:ARG:HB3	67:B1:1669:A:H5''	88.95	0.53
28:AV:33:ARG:O	28:AV:53:ILE:HG21	2.09	0.53

*Continued on next page...*

*Continued from previous page...*

Atom-1	Atom-2	Interatomic distance (Å)	Clash overlap (Å)
25:AH:67:LEU:HG	25:AH:71:ILE:HG13	1.90	0.53
18:AF:213:ILE:HG12	18:AF:215:PRO:CD	2.16	0.53
67:B1:2586:A:HO2'	67:B1:2587:G:H8	1.48	0.53
18:AF:169:ASP:O	18:AF:173:LYS:HG2	2.08	0.53
67:B1:2952:C:H2'	67:B1:2953:U:H5'	1.90	0.53
21:A2:1024:G:H2'	21:A2:1025:U:C6	2.44	0.53
68:B3:1:C:P	68:B3:2:G:H8	2.20	0.53
35:BL:47:TRP:O	35:BL:47:TRP:CD2	2.61	0.53
25:AH:69:ASN:HD22	25:AH:97:LYS:HZ1	1.55	0.53
35:BL:12:ARG:C	35:BL:14:SER:N	2.60	0.53
21:A2:1327:C:O2'	29:AL:48:THR:CG2	2.57	0.53
67:B1:407:A:C3'	67:B1:408:C:H5''	2.37	0.53
18:AF:148:LYS:N	18:AF:148:LYS:HD2	2.23	0.53
21:A2:530:G:C4	21:A2:770:A:C2	2.97	0.53
21:A2:562:A:C1'	21:A2:562:A:O2'	2.49	0.53
67:B1:1245:C:H2'	67:B1:1246:G:O5'	2.08	0.53
12:AN:47:ALA:HB1	21:A2:359:A:N7	2.23	0.53
67:B1:2586:A:O2'	67:B1:2587:G:H8	1.92	0.53
56:BH:57:VAL:HG13	56:BH:62:LYS:HA	1.90	0.53
20:BG:61:GLU:CD	59:BM:11:TRP:HE1	2.11	0.53
4:AG:35:GLY:H	4:AG:63:ILE:HB	1.74	0.53
65:BJ:62:VAL:HG23	67:B1:2397:C:H5''	97.50	0.53
54:BF:1:MET:O	67:B1:1450:C:P	133.12	0.53
31:BY:123:ARG:CD	67:B1:1132:U:C4'	2.79	0.53
65:BJ:21:LEU:HD11	65:BJ:27:LEU:HD21	1.90	0.53
32:BO:28:LEU:HD21	32:BO:34:ARG:HE	1.74	0.53
4:AG:99:LYS:CE	21:A2:319:U:O2'	2.56	0.52
21:A2:788:C:H2'	21:A2:789:G:C8	2.44	0.52
67:B1:228:U:H3	67:B1:247:A:H61	1.57	0.52
18:AF:163:LEU:HD11	18:AF:184:TRP:CE2	2.43	0.52
34:B5:3:ALA:O	57:BZ:29:THR:CA	2.57	0.52
54:BF:1:MET:CE	67:B1:1450:C:H5''	130.52	0.52
1:AQ:15:LYS:HB3	3:AI:57:ARG:NH1	2.24	0.52
18:AF:85:VAL:O	18:AF:100:ILE:HA	2.08	0.52
21:A2:1053:A:N9	21:A2:1053:A:O4'	2.40	0.52
4:AG:67:THR:HG21	21:A2:150:G:H1'	1.91	0.52
21:A2:1006:C:O4'	21:A2:1006:C:O2	2.25	0.52
67:B1:1348:G:H1	67:B1:1382:C:N4	2.08	0.52
67:B1:1167:A:H2'	67:B1:1168:A:C8	2.44	0.52
40:BE:166:LEU:HD11	40:BE:170:GLU:HB2	1.92	0.52
67:B1:956:U:C4	67:B1:1107:G:N2	2.75	0.52

*Continued on next page...*

*Continued from previous page...*

Atom-1	Atom-2	Interatomic distance (Å)	Clash overlap (Å)
4:AG:102:ARG:HG3	21:A2:318:C:C4'	2.40	0.52
68:B3:1:C:OP1	68:B3:117:G:N1	2.41	0.52
35:BL:44:LYS:N	67:B1:961:C:C4'	2.73	0.52
2:AK:42:ARG:HD2	25:AH:9:PHE:CE1	2.44	0.52
67:B1:1023:C:H3'	67:B1:1024:G:H4'	1.91	0.52
67:B1:2912:G:H1	67:B1:2937:U:H3	1.57	0.52
54:BF:70:THR:HG21	67:B1:2871:A:C6	2.43	0.52
56:BH:51:VAL:CG1	56:BH:70:VAL:HG12	2.40	0.52
18:AF:146:GLU:HG3	18:AF:154:VAL:O	2.09	0.52
2:AK:42:ARG:HD2	25:AH:9:PHE:HE1	1.73	0.52
48:BR:69:ARG:NH2	67:B1:2483:U:C1'	2.71	0.52
21:A2:460:C:H5''	21:A2:461:A:H5''	1.91	0.52
21:A2:478:C:H2'	21:A2:479:C:C6	2.44	0.52
21:A2:991:C:C5	21:A2:992:G:C5	2.98	0.52
67:B1:2733:A:H2'	67:B1:2734:C:C6	2.45	0.52
12:AN:91:ASP:OD2	21:A2:474:G:H4'	2.08	0.52
18:AF:135:CYS:HB3	18:AF:161:ARG:HH12	1.73	0.52
35:BL:11:LEU:N	67:B1:947:C:H3'	2.24	0.52
3:AI:57:ARG:HH21	21:A2:608:G:P	2.32	0.52
67:B1:1418:A:C2	67:B1:1438:C:O2	2.63	0.52
67:B1:1943:C:H2'	67:B1:1944:C:C6	2.44	0.52
48:BR:24:GLY:HA2	67:B1:2447:A:OP2	2.08	0.52
21:A2:828:U:H5'	21:A2:830:A:C2	2.45	0.52
3:AI:2:THR:HB	21:A2:709:G:O2'	2.10	0.52
67:B1:366:G:H2'	67:B1:367:G:H5'	1.91	0.52
18:AF:5:TRP:CA	18:AF:55:PRO:HB2	2.39	0.52
49:BQ:8:ARG:NH2	67:B1:1433:C:H4'	2.25	0.52
28:AV:23:ILE:HG21	28:AV:31:PRO:HG3	1.91	0.52
34:B5:25:VAL:HG13	34:B5:34:LEU:HD23	1.91	0.52
67:B1:1559:A:O4'	67:B1:1559:A:N9	2.37	0.52
18:AF:149:GLU:CD	18:AF:199:LYS:HD3	2.30	0.52
18:AF:186:GLN:OE1	18:AF:186:GLN:HA	2.10	0.52
8:AR:43:PRO:HB2	8:AR:46:THR:HB	1.92	0.52
25:AH:89:GLU:H	25:AH:94:ASN:HB3	1.74	0.52
26:AP:56:GLU:C	29:AL:63:ARG:HH11	2.13	0.52
67:B1:1245:C:H3'	67:B1:1245:C:C6	2.43	0.52
53:BD:48:ARG:HD3	67:B1:1669:A:H5'	88.85	0.52
31:BY:135:LYS:NZ	68:B3:95:G:C5'	2.71	0.52
35:BL:24:LYS:HZ1	67:B1:1080:G:C3'	2.21	0.52
56:BH:58:ASP:C	56:BH:60:VAL:HG23	2.30	0.52
18:AF:119:LEU:H	18:AF:119:LEU:HD22	1.74	0.52

*Continued on next page...*

*Continued from previous page...*

Atom-1	Atom-2	Interatomic distance (Å)	Clash overlap (Å)
3:AI:121:ILE:HG13	3:AI:122:GLY:H	1.73	0.52
67:B1:2111:C:H2'	67:B1:2112:C:C6	2.44	0.52
31:BY:15:VAL:CG1	31:BY:19:VAL:HG13	2.40	0.52
21:A2:423:U:C2'	21:A2:423:U:C6	2.92	0.52
4:AG:100:GLY:HA3	21:A2:318:C:O2	2.06	0.52
21:A2:1371:C:H2'	21:A2:1372:C:C6	2.44	0.52
12:AN:111:PRO:CB	21:A2:507:G:OP1	2.55	0.52
15:AE:64:LYS:NZ	28:AV:81:ILE:CG1	2.73	0.52
35:BL:25:HIS:CD2	67:B1:678:G:H1	2.28	0.52
29:AL:59:ALA:CB	29:AL:61:PHE:CE1	2.93	0.52
21:A2:1332:C:O3'	25:AH:98:VAL:HG22	2.10	0.52
21:A2:973:U:H3'	21:A2:974:G:H5''	1.92	0.52
31:BY:123:ARG:HD2	67:B1:1132:U:C3'	2.41	0.52
21:A2:806:G:O4'	21:A2:806:G:N9	2.39	0.52
50:BV:43:MET:HE3	67:B1:1893:C:O4'	2.10	0.52
18:AF:132:GLU:HG2	18:AF:133:CYS:N	2.23	0.52
67:B1:1189:A:H61	67:B1:1248:C:H5	1.57	0.52
67:B1:2946:C:N3	67:B1:3038:A:N6	2.57	0.52
67:B1:1754:A:C8	67:B1:1754:A:C2'	2.92	0.51
67:B1:583:A:H3'	67:B1:584:G:C5'	2.40	0.51
12:AN:48:PRO:HD2	21:A2:359:A:C6	2.44	0.51
25:AH:137:THR:HB	25:AH:139:VAL:HG13	1.91	0.51
21:A2:1311:C:C5'	25:AH:94:ASN:O	2.58	0.51
4:AG:84:VAL:CG1	21:A2:1414:G:H5''	2.40	0.51
35:BL:44:LYS:CA	67:B1:961:C:C2'	2.88	0.51
56:BH:89:GLU:HB3	56:BH:92:HIS:HB3	1.93	0.51
31:BY:121:PRO:HG2	67:B1:1132:U:O2'	2.11	0.51
56:BH:124:LYS:HG3	67:B1:1220:U:C5'	2.40	0.51
56:BH:124:LYS:HA	56:BH:127:ILE:HG22	1.92	0.51
21:A2:1251:C:P	25:AH:99:LYS:CD	2.97	0.51
21:A2:556:G:N2	21:A2:590:G:C5	2.78	0.51
52:BB:111:ILE:HG23	52:BB:121:TYR:HB2	1.92	0.51
20:BG:93:GLU:HG3	20:BG:94:VAL:HG23	1.91	0.51
35:BL:6:LYS:O	35:BL:9:ARG:HB3	2.09	0.51
35:BL:58:LEU:C	67:B1:2510:A:O2'	2.39	0.51
49:BQ:85:LYS:N	67:B1:1843:C:OP1	2.44	0.51
67:B1:808:A:C2	67:B1:809:A:C2	2.98	0.51
35:BL:77:ASN:HD21	67:B1:723:A:H8	1.53	0.51
13:AX:62:ARG:NH2	14:AM:58:TYR:CD1	2.79	0.51
67:B1:353:C:H2'	67:B1:354:G:C8	2.45	0.51
2:AK:102:TYR:CZ	25:AH:42:ARG:CD	2.82	0.51

*Continued on next page...*

*Continued from previous page...*

Atom-1	Atom-2	Interatomic distance (Å)	Clash overlap (Å)
4:AG:99:LYS:HG3	21:A2:319:U:C1'	2.39	0.51
3:AI:4:LEU:HB3	21:A2:540:G:O4'	2.10	0.51
21:A2:1178:C:H2'	21:A2:1179:C:C6	2.45	0.51
3:AI:76:LYS:HG2	21:A2:836:G:OP1	2.10	0.51
12:AN:8:ASN:O	21:A2:837:C:OP1	2.28	0.51
21:A2:1313:G:C5'	25:AH:81:VAL:HG21	2.17	0.51
67:B1:1354:G:H1'	67:B1:1378:G:H22	1.75	0.51
68:B3:12:G:C2'	68:B3:13:C:H5'	2.40	0.51
25:AH:28:VAL:HG11	25:AH:34:LYS:HA	1.93	0.51
67:B1:1708:U:C5	67:B1:1709:C:C2	2.99	0.51
67:B1:2585:G:O6	67:B1:2591:A:H1'	2.11	0.51
67:B1:2382:A:C1'	67:B1:2382:A:O2'	2.51	0.51
67:B1:43:G:O6	67:B1:474:G:C2	2.64	0.51
35:BL:14:SER:C	35:BL:16:THR:H	2.14	0.51
31:BY:129:SER:CB	67:B1:1135:A:OP1	2.58	0.51
7:AB:167:ILE:HA	7:AB:170:ILE:HG22	1.91	0.51
20:BG:7:VAL:HG22	20:BG:79:TYR:CD2	2.45	0.51
68:B3:1:C:OP2	68:B3:117:G:N1	2.43	0.51
35:BL:44:LYS:HG2	67:B1:961:C:C4'	2.38	0.51
18:AF:71:THR:OG1	21:A2:1033:G:P	2.68	0.51
35:BL:132:LYS:HD3	67:B1:733:A:P	2.49	0.51
52:BB:69:LYS:CE	67:B1:1304:G:P	120.84	0.51
50:BV:45:ARG:NH1	50:BV:50:LEU:HD21	2.24	0.51
33:BC:76:PRO:O	67:B1:649:A:C1'	67.79	0.51
18:AF:149:GLU:OE2	18:AF:199:LYS:HD3	2.10	0.51
21:A2:1311:C:H2'	21:A2:1312:C:H6	1.76	0.51
4:AG:88:LEU:O	21:A2:1412:A:O3'	2.28	0.51
21:A2:434:A:N3	28:AV:85:TYR:CD1	2.76	0.51
18:AF:97:GLY:HA2	18:AF:202:PHE:CE2	2.43	0.51
34:B5:3:ALA:N	57:BZ:28:LYS:HA	2.25	0.51
2:AK:39:GLU:OE1	25:AH:5:LEU:HD11	2.11	0.51
12:AN:111:PRO:CB	21:A2:507:G:P	2.99	0.51
67:B1:366:G:N9	67:B1:366:G:O4'	2.41	0.51
20:BG:59:PRO:CG	59:BM:43:THR:HA	2.36	0.51
18:AF:122:ILE:CG1	18:AF:206:TYR:CD2	2.94	0.51
18:AF:167:ILE:HG12	18:AF:168:GLY:N	2.26	0.51
25:AH:3:LYS:HD2	30:AU:143:ILE:HG12	0.51	0.51
34:BK:38:ALA:HA	34:BK:72:ARG:HH21	1.76	0.51
18:AF:178:ALA:HB2	18:AF:205:LEU:CD2	2.41	0.51
35:BL:7:LYS:HA	35:BL:9:ARG:CZ	2.41	0.51
21:A2:296:A:H2	21:A2:519:G:O6	1.90	0.51

*Continued on next page...*

*Continued from previous page...*

Atom-1	Atom-2	Interatomic distance (Å)	Clash overlap (Å)
18:AF:5:TRP:HB2	18:AF:55:PRO:HB2	1.93	0.51
67:B1:82:C:C6	67:B1:83:G:C8	2.98	0.51
67:B1:1506:U:H4'	67:B1:1947:A:H2	1.75	0.51
52:BB:111:ILE:HG23	52:BB:121:TYR:CB	2.41	0.51
21:A2:1194:C:OP2	25:AH:77:SER:HB3	2.11	0.51
67:B1:1902:G:H2'	67:B1:1903:G:H4'	1.93	0.51
67:B1:1600:G:H2'	67:B1:1601:G:C8	2.46	0.51
67:B1:565:A:C8	67:B1:565:A:C2'	2.94	0.51
67:B1:1566:G:H1	67:B1:1570:C:N4	2.09	0.51
35:BL:48:THR:CG2	67:B1:968:A:O2'	2.59	0.51
26:AP:52:PHE:HB3	29:AL:64:TRP:HE3	1.69	0.51
68:B3:52:U:C4'	68:B3:53:A:H5'	2.39	0.51
65:BJ:92:LEU:HD23	65:BJ:92:LEU:H	1.76	0.51
35:BL:44:LYS:HB2	67:B1:967:G:N2	2.26	0.51
31:BY:130:LYS:HZ3	67:B1:1122:C:C5'	2.24	0.51
12:AN:51:ARG:HB3	21:A2:359:A:OP2	2.09	0.51
18:AF:129:GLY:CA	18:AF:134:ARG:HB3	2.24	0.51
50:BV:40:TYR:OH	67:B1:2986:G:OP2	2.29	0.51
48:BR:37:VAL:HG12	48:BR:38:GLY:H	1.76	0.51
25:AH:78:HIS:CE1	25:AH:94:ASN:HD21	2.29	0.50
21:A2:1311:C:H4'	25:AH:95:SER:HA	1.91	0.50
35:BL:113:LEU:HD21	67:B1:732:G:N7	2.26	0.50
35:BL:6:LYS:HD2	67:B1:947:C:H42	1.76	0.50
31:BY:130:LYS:NZ	67:B1:1122:C:C5'	2.74	0.50
21:A2:895:C:H1'	21:A2:1342:C:H42	1.76	0.50
21:A2:1032:A:C8	21:A2:1033:G:H1'	2.45	0.50
35:BL:132:LYS:HZ3	67:B1:734:C:P	2.20	0.50
50:BV:35:ARG:CG	50:BV:39:ARG:HE	2.22	0.50
20:A3:20:LEU:HD22	20:A3:89:ALA:HB2	1.93	0.50
67:B1:2764:G:H1	67:B1:2788:U:H3	1.58	0.50
18:AF:187:THR:HG21	21:A2:4:C:OP1	2.11	0.50
67:B1:658:C:H42	67:B1:662:A:H8	1.58	0.50
35:BL:44:LYS:HA	67:B1:961:C:C2'	2.39	0.50
35:BL:47:TRP:O	35:BL:48:THR:HG22	2.12	0.50
21:A2:1332:C:C4'	25:AH:98:VAL:CG2	2.87	0.50
12:AN:111:PRO:CD	21:A2:507:G:P	2.93	0.50
12:AN:50:ALA:CB	21:A2:359:A:OP1	2.58	0.50
21:A2:615:G:O6	21:A2:698:A:C6	2.64	0.50
6:AC:8:ILE:HG23	29:AL:66:LEU:CD1	2.41	0.50
21:A2:458:G:H3'	21:A2:459:G:C5'	2.41	0.50
67:B1:1486:G:H2'	67:B1:1486:G:N3	2.25	0.50

*Continued on next page...*

*Continued from previous page...*

Atom-1	Atom-2	Interatomic distance (Å)	Clash overlap (Å)
34:B5:38:ALA:HA	34:B5:72:ARG:HH21	1.76	0.50
7:AB:61:LYS:NZ	9:A9:25:UNK:H	2.08	0.50
25:AH:87:ARG:CA	25:AH:88:ARG:HD3	2.40	0.50
18:AF:143:PHE:CE1	18:AF:213:ILE:CD1	2.94	0.50
21:A2:1490:C:N3	21:A2:1491:C:C5	2.79	0.50
18:AF:121:ILE:HG23	18:AF:121:ILE:O	2.11	0.50
50:BV:43:MET:HE2	67:B1:1893:C:O4'	2.10	0.50
50:BV:35:ARG:NH2	67:B1:2801:G:H5''	2.19	0.50
49:BQ:8:ARG:CZ	67:B1:1433:C:O3'	2.58	0.50
18:AF:190:GLU:OE2	18:AF:192:ARG:HD2	2.11	0.50
33:BC:264:VAL:HG12	33:BC:265:MET:O	2.11	0.50
16:AJ:75:VAL:HG22	16:AJ:76:ARG:H	1.76	0.50
47:BI:77:ARG:HD3	47:BI:80:ARG:HH21	1.76	0.50
67:B1:1102:C:C4	67:B1:1103:C:C4	2.98	0.50
4:AG:86:VAL:HG11	21:A2:1413:G:O3'	2.12	0.50
3:AI:4:LEU:CD2	21:A2:539:C:O2'	2.59	0.50
18:AF:100:ILE:HG13	18:AF:100:ILE:O	2.11	0.50
21:A2:1444:G:H2'	21:A2:1445:A:H5''	1.93	0.50
4:AG:73:PRO:HB3	21:A2:150:G:C5'	2.41	0.50
67:B1:181:U:O2'	67:B1:810:A:C2	2.63	0.50
4:AG:69:LYS:HE3	21:A2:144:G:H5''	1.94	0.50
12:AN:128:LYS:HE2	12:AN:131:ARG:HA	1.92	0.50
67:B1:2194:A:H2'	67:B1:2195:G:C8	2.47	0.50
48:BR:3:GLN:HB3	67:B1:2380:A:N1	2.26	0.50
21:A2:1400:A:H2'	21:A2:1401:U:C6	2.47	0.50
46:BA:20:LYS:CD	67:B1:1811:G:H8	173.08	0.50
67:B1:2260:C:H42	67:B1:2277:G:H22	1.59	0.50
35:BL:62:GLY:HA2	67:B1:2533:G:O3'	2.10	0.50
35:BL:27:GLY:CA	67:B1:940:G:OP2	2.59	0.50
21:A2:1379:G:C6	21:A2:1437:G:C6	3.00	0.50
67:B1:1845:C:H2'	67:B1:1846:G:O4'	2.11	0.50
2:AK:50:ILE:HG12	25:AH:13:HIS:CE1	2.45	0.50
21:A2:138:C:H2'	21:A2:139:C:C6	2.47	0.50
35:BL:47:TRP:CZ2	67:B1:968:A:C2	2.99	0.50
12:AN:50:ALA:HA	21:A2:359:A:C5'	2.42	0.50
18:AF:170:VAL:HG13	18:AF:197:PHE:CD2	2.46	0.50
18:AF:149:GLU:HG2	18:AF:196:ASN:CA	2.42	0.50
67:B1:1431:U:C4	67:B1:1470:C:C2	2.99	0.50
10:AD:137:ILE:H	10:AD:137:ILE:CD1	2.24	0.50
49:BQ:118:LYS:HA	49:BQ:121:ARG:NE	2.27	0.50
67:B1:1689:G:N2	67:B1:1692:A:N7	2.59	0.50

*Continued on next page...*



*Continued from previous page...*

Atom-1	Atom-2	Interatomic distance (Å)	Clash overlap (Å)
21:A2:1195:U:OP2	25:AH:78:HIS:HA	2.12	0.50
34:B5:16:ARG:HD2	67:B1:1566:G:O6	2.10	0.50
18:AF:157:ILE:HG23	18:AF:158:PRO:HD2	1.93	0.50
12:AN:50:ALA:HB1	21:A2:359:A:OP1	2.12	0.50
12:AN:20:ARG:NH1	21:A2:516:A:H2	2.04	0.50
35:BL:4:ARG:CD	67:B1:678:G:HO2'	2.22	0.50
21:A2:975:A:H2'	21:A2:976:A:C5'	2.41	0.50
21:A2:813:G:H8	21:A2:829:U:O4	1.95	0.50
32:BO:14:ARG:HA	67:B1:2448:A:N6	2.27	0.50
67:B1:1037:C:C2'	67:B1:1037:C:C6	2.94	0.50
25:AH:3:LYS:CD	30:AU:143:ILE:CD1	2.67	0.50
21:A2:901:G:H5''	25:AH:76:GLY:HA3	1.94	0.50
67:B1:2265:C:H2'	67:B1:2266:C:C6	2.47	0.50
21:A2:1332:C:C2'	25:AH:98:VAL:CG2	2.89	0.50
48:BR:70:GLY:CA	67:B1:2484:C:H5'	2.40	0.50
12:AN:33:ARG:CZ	21:A2:509:C:OP2	2.60	0.50
18:AF:40:ARG:HB3	18:AF:42:TYR:HD1	1.74	0.50
67:B1:1632:U:O2	67:B1:1670:A:H2	1.94	0.50
3:AI:31:SER:HB3	21:A2:542:G:OP1	2.11	0.50
21:A2:1200:U:C2	25:AH:180:PHE:CB	2.95	0.50
25:AH:90:HIS:ND1	25:AH:91:ARG:HB2	2.27	0.50
10:AD:136:ILE:CA	28:AV:60:PHE:HE2	2.16	0.50
46:BA:20:LYS:CG	67:B1:1811:G:H8	172.72	0.50
4:AG:97:LYS:CE	21:A2:87:C:OP1	2.58	0.50
21:A2:17:C:H4'	21:A2:843:G:C8	2.47	0.50
18:AF:54:LEU:HD12	18:AF:61:GLU:HB3	1.91	0.50
65:BJ:41:ILE:HG23	67:B1:2076:A:C2	2.46	0.50
67:B1:1506:U:C4'	67:B1:1947:A:C2	2.93	0.50
18:AF:83:PHE:CE2	18:AF:106:VAL:CG2	2.95	0.50
31:BY:16:LYS:H	31:BY:16:LYS:HD2	1.77	0.50
4:AG:76:PRO:CB	21:A2:1404:C:H4'	2.42	0.49
46:BA:20:LYS:C	67:B1:1811:G:C8	172.77	0.49
2:AK:39:GLU:HG2	25:AH:5:LEU:CD2	2.41	0.49
67:B1:410:C:H42	67:B1:443:C:H3'	1.76	0.49
12:AN:107:GLY:O	21:A2:505:U:H4'	2.12	0.49
21:A2:331:C:H2'	21:A2:332:C:C6	2.47	0.49
52:BB:198:ASN:H	52:BB:201:ASN:HD22	1.60	0.49
28:AV:60:PHE:CG	28:AV:60:PHE:O	2.65	0.49
31:BY:122:PRO:O	67:B1:1133:U:H4'	2.12	0.49
67:B1:2617:G:O4'	67:B1:2617:G:N9	2.40	0.49
67:B1:2464:G:H1	67:B1:2484:C:H42	1.60	0.49

*Continued on next page...*

*Continued from previous page...*

Atom-1	Atom-2	Interatomic distance (Å)	Clash overlap (Å)
67:B1:2305:U:H2'	67:B1:2306:C:C6	2.46	0.49
25:AH:149:ALA:HB2	25:AH:215:ARG:HB3	1.93	0.49
67:B1:1793:G:H22	67:B1:1898:A:H2	1.58	0.49
31:BY:13:VAL:HA	67:B1:1105:C:OP1	2.11	0.49
40:BE:21:ARG:HA	67:B1:125:C:C2	154.26	0.49
67:B1:1233:U:H3	67:B1:1235:A:H3'	1.76	0.49
21:A2:1312:C:OP1	25:AH:79:TYR:CA	2.60	0.49
53:BD:84:PRO:HD2	67:B1:806:C:H5'	1.93	0.49
35:BL:6:LYS:NZ	67:B1:1339:C:H41	2.11	0.49
6:AC:140:ARG:NH1	21:A2:1156:A:H8	2.09	0.49
18:AF:16:TRP:CD2	18:AF:48:GLU:HG3	2.47	0.49
21:A2:1016:G:O6	21:A2:1153:G:C6	2.64	0.49
67:B1:2570:A:H61	67:B1:2611:U:H3	1.59	0.49
21:A2:932:C:H5'	29:AL:55:GLY:HA3	1.93	0.49
37:BU:105:LEU:HB3	37:BU:112:ARG:HH12	1.76	0.49
25:AH:90:HIS:HB2	25:AH:94:ASN:HB2	1.93	0.49
3:AI:28:LYS:CG	5:AW:4:PRO:HA	2.26	0.49
67:B1:1464:A:H61	67:B1:1477:C:H1'	1.76	0.49
12:AN:111:PRO:HG2	12:AN:112:LYS:N	2.27	0.49
18:AF:86:LEU:CD2	18:AF:195:VAL:HA	2.41	0.49
21:A2:1296:U:C4	25:AH:175:ARG:NE	2.81	0.49
48:BR:69:ARG:CZ	67:B1:2482:G:N2	2.75	0.49
21:A2:460:C:H5'	21:A2:461:A:H5''	1.93	0.49
67:B1:353:C:H2'	67:B1:354:G:H8	1.77	0.49
21:A2:1046:G:H5''	21:A2:1047:U:H5	1.76	0.49
31:BY:7:ILE:HD13	31:BY:154:MET:SD	2.53	0.49
4:AG:75:ARG:NH2	21:A2:1412:A:H1'	2.27	0.49
4:AG:64:ARG:NH1	21:A2:152:G:O4'	2.46	0.49
67:B1:1234:A:C8	67:B1:1234:A:O4'	2.65	0.49
67:B1:1745:U:H6	67:B1:1746:C:H5'	1.78	0.49
21:A2:1296:U:C4	25:AH:175:ARG:CZ	2.95	0.49
18:AF:170:VAL:CG1	18:AF:197:PHE:CD2	2.94	0.49
35:BL:25:HIS:NE2	67:B1:678:G:N1	2.48	0.49
27:A0:21:G:H2'	27:A0:22:G:H5''	1.95	0.49
68:B3:62:A:C2	68:B3:65:G:O6	2.65	0.49
21:A2:1197:C:O2'	21:A2:1260:G:N2	2.45	0.49
32:BO:152:TYR:CZ	32:BO:156:LEU:HD11	2.47	0.49
67:B1:263:U:H3	67:B1:295:G:H1	1.58	0.49
4:AG:102:ARG:CG	21:A2:318:C:H4'	2.42	0.49
2:AK:39:GLU:CG	25:AH:5:LEU:HG	2.43	0.49
35:BL:15:HIS:HB2	67:B1:946:U:OP1	2.05	0.49

*Continued on next page...*

*Continued from previous page...*

Atom-1	Atom-2	Interatomic distance (Å)	Clash overlap (Å)
21:A2:459:G:H8	21:A2:477:G:H22	1.59	0.49
65:BJ:62:VAL:CG2	67:B1:2397:C:C5'	97.02	0.49
32:BO:25:LEU:CA	48:BR:28:LEU:HD12	2.42	0.49
50:BV:60:ARG:NH1	67:B1:3011:G:OP1	2.33	0.49
67:B1:2507:C:H6	67:B1:2507:C:C2'	2.26	0.49
65:BJ:44:VAL:HG12	65:BJ:45:GLU:HG3	1.93	0.49
65:BJ:87:LYS:NZ	67:B1:2398:C:H5''	108.25	0.49
21:A2:1148:G:H2'	21:A2:1149:C:H5'	1.94	0.49
18:AF:72:VAL:HG12	18:AF:73:ARG:N	2.28	0.49
67:B1:1821:C:C2	67:B1:2123:G:N2	2.81	0.49
67:B1:1934:C:O4'	67:B1:1934:C:C6	2.66	0.49
12:AN:111:PRO:HB3	21:A2:506:G:O3'	2.12	0.49
12:AN:79:LYS:N	21:A2:358:G:OP1	2.46	0.49
18:AF:5:TRP:CB	18:AF:55:PRO:HB2	2.43	0.49
12:AN:108:ILE:HD13	12:AN:125:LYS:HD2	1.94	0.49
67:B1:2568:A:H61	67:B1:2614:C:N4	2.02	0.49
54:BF:41:TRP:CD2	54:BF:42:PRO:HD2	2.47	0.49
18:AF:187:THR:CG2	21:A2:4:C:OP1	2.61	0.49
12:AN:122:ILE:HG22	12:AN:124:TYR:H	1.78	0.49
21:A2:900:G:H5''	25:AH:74:SER:HA	1.95	0.49
67:B1:2491:C:H2'	67:B1:2492:G:C8	2.48	0.49
67:B1:2301:C:H2'	67:B1:2302:C:C6	2.46	0.49
56:BH:2:PRO:HA	67:B1:1236:C:C6	2.48	0.49
21:A2:1311:C:C5'	25:AH:94:ASN:C	2.80	0.49
21:A2:428:G:C2	21:A2:442:C:N3	2.80	0.49
4:AG:64:ARG:CG	4:AG:122:LYS:HG2	2.42	0.49
4:AG:64:ARG:NH2	21:A2:151:G:N3	2.60	0.49
67:B1:564:U:C6	67:B1:2890:A:H2	2.30	0.49
3:AI:79:PHE:HE2	8:AR:62:ARG:HD3	1.78	0.49
48:BR:4:LYS:HD3	67:B1:2390:G:C6	2.45	0.49
67:B1:160:C:H2'	67:B1:161:C:C6	2.47	0.49
35:BL:73:VAL:HG12	35:BL:74:ARG:H	1.77	0.49
21:A2:28:U:H3	21:A2:503:G:H22	1.61	0.49
4:AG:102:ARG:CD	21:A2:318:C:O4'	2.61	0.49
67:B1:1186:G:N9	67:B1:1186:G:O4'	2.38	0.49
3:AI:57:ARG:HA	21:A2:607:U:O5'	2.12	0.49
21:A2:6:G:C6	21:A2:7:G:C6	3.01	0.49
21:A2:1452:G:H1'	21:A2:1473:A:H2	1.77	0.49
40:BE:66:ARG:H	40:BE:66:ARG:HH11	1.59	0.49
2:AK:46:LEU:HD23	25:AH:13:HIS:CA	2.42	0.49
21:A2:1333:G:C5'	25:AH:97:LYS:HG2	2.41	0.49

*Continued on next page...*

*Continued from previous page...*

Atom-1	Atom-2	Interatomic distance (Å)	Clash overlap (Å)
35:BL:6:LYS:CD	67:B1:1339:C:H41	2.21	0.49
67:B1:685:G:C6	67:B1:686:C:C5	3.01	0.49
67:B1:1118:A:C6	67:B1:1119:A:N1	2.80	0.49
6:AC:154:VAL:HG22	21:A2:1061:A:OP2	2.13	0.49
49:BQ:115:ILE:HB	49:BQ:120:TYR:CE1	2.48	0.49
2:AK:50:ILE:CD1	25:AH:13:HIS:CG	2.92	0.48
20:BG:36:THR:HB	59:BM:3:MET:SD	2.53	0.48
21:A2:88:G:C8	21:A2:88:G:O4'	2.65	0.48
67:B1:817:G:O4'	67:B1:817:G:C8	2.65	0.48
48:BR:70:GLY:HA3	67:B1:2484:C:P	2.53	0.48
18:AF:53:LEU:O	18:AF:55:PRO:HD3	2.13	0.48
68:B3:25:A:N6	68:B3:51:U:H3	2.10	0.48
34:B5:31:ASN:HD21	57:BZ:25:ARG:HH12	1.58	0.48
50:BV:1:MET:HG2	50:BV:2:ALA:H	1.77	0.48
50:BV:48:ARG:HA	50:BV:56:TYR:HB3	1.95	0.48
18:AF:157:ILE:HG22	18:AF:158:PRO:O	2.13	0.48
35:BL:41:LYS:HG2	67:B1:185:A:OP2	2.12	0.48
18:AF:84:ARG:NH1	21:A2:1031:G:C5'	2.76	0.48
65:BJ:41:ILE:HD11	65:BJ:65:THR:OG1	2.13	0.48
48:BR:69:ARG:HH12	67:B1:2483:U:H1'	1.77	0.48
18:AF:83:PHE:CE2	18:AF:106:VAL:HG22	2.48	0.48
67:B1:159:C:O2	67:B1:160:C:C6	2.65	0.48
21:A2:367:G:C8	21:A2:367:G:O4'	2.66	0.48
21:A2:29:G:H1	21:A2:502:U:H3	1.61	0.48
18:AF:73:ARG:HD2	21:A2:879:U:H4'	1.93	0.48
21:A2:1332:C:H4'	25:AH:98:VAL:HG22	1.93	0.48
56:BH:124:LYS:HD2	67:B1:1219:C:O2'	2.13	0.48
25:AH:12:PRO:HB2	25:AH:43:LEU:HD21	1.95	0.48
13:AX:61:GLU:HB3	14:AM:61:MET:CE	2.42	0.48
67:B1:2465:A:H61	67:B1:2483:U:H3	1.59	0.48
53:BD:87:ARG:CZ	67:B1:487:U:C2	2.96	0.48
18:AF:119:LEU:N	18:AF:119:LEU:HD22	2.28	0.48
29:AL:59:ALA:CB	29:AL:61:PHE:CZ	2.96	0.48
7:AB:111:GLU:HB3	18:AF:21:LYS:HE3	1.95	0.48
14:AM:79:VAL:HG12	14:AM:80:HIS:O	2.14	0.48
44:BW:42:MET:HB2	67:B1:96:C:H4'	1.95	0.48
21:A2:21:A:N6	21:A2:511:C:H1'	2.28	0.48
67:B1:2798:U:C5	67:B1:2799:C:C5	3.01	0.48
7:AB:104:PRO:CG	18:AF:19:LYS:NZ	2.57	0.48
34:B5:47:ARG:O	67:B1:1567:C:O2	2.31	0.48
20:BG:37:ASN:OD1	59:BM:4:TYR:CE1	2.66	0.48

*Continued on next page...*

*Continued from previous page...*

Atom-1	Atom-2	Interatomic distance (Å)	Clash overlap (Å)
21:A2:1333:G:C5	25:AH:48:HIS:CE1	2.94	0.48
21:A2:1341:C:H2'	21:A2:1342:C:H6	1.78	0.48
21:A2:898:G:C2	21:A2:899:G:C5	3.01	0.48
20:BG:52:ILE:HD11	20:BG:80:VAL:HG23	1.94	0.48
67:B1:1348:G:H1	67:B1:1382:C:H42	1.60	0.48
4:AG:40:ALA:HB3	4:AG:59:VAL:HG13	1.94	0.48
21:A2:453:G:N2	21:A2:498:C:O2	2.47	0.48
31:BY:29:HIS:N	31:BY:29:HIS:ND1	2.60	0.48
18:AF:174:ILE:HD11	18:AF:198:ALA:HB1	1.96	0.48
18:AF:201:VAL:HG22	18:AF:205:LEU:CD1	2.43	0.48
35:BL:44:LYS:N	67:B1:961:C:H4'	2.29	0.48
34:B5:50:ILE:HD13	57:BZ:28:LYS:HE3	1.93	0.48
56:BH:90:PRO:HA	56:BH:133:MET:HG2	1.95	0.48
26:AP:47:ALA:HB1	29:AL:64:TRP:CZ3	2.48	0.48
68:B3:25:A:C2	68:B3:53:A:N6	2.81	0.48
21:A2:900:G:OP1	25:AH:73:ARG:HG2	2.13	0.48
67:B1:2837:C:C4	67:B1:2838:U:C4	3.02	0.48
56:BH:19:PRO:HB2	56:BH:20:PRO:HD2	1.94	0.48
67:B1:1713:G:C3'	67:B1:1714:G:H5''	2.42	0.48
18:AF:33:ASP:OD1	18:AF:35:HIS:HD2	1.96	0.48
11:A1:42:C:H2'	11:A1:43:G:H5''	1.96	0.48
21:A2:28:U:H3	21:A2:503:G:H1	1.61	0.48
47:BI:30:ILE:CG2	47:BI:99:VAL:HG22	2.43	0.48
53:BD:2:LYS:HB3	54:BF:1:MET:HE1	129.40	0.48
67:B1:1036:C:O4'	67:B1:1036:C:C6	2.67	0.48
21:A2:1334:A:H4'	25:AH:69:ASN:HD22	1.76	0.48
25:AH:97:LYS:HA	25:AH:100:ALA:HB3	1.96	0.48
35:BL:113:LEU:HD21	67:B1:732:G:C8	2.49	0.48
35:BL:11:LEU:HB3	67:B1:948:C:H5	1.77	0.48
21:A2:1249:A:H2'	21:A2:1250:C:H5'	1.96	0.48
67:B1:1842:C:H2'	67:B1:1843:C:C6	2.48	0.48
67:B1:409:C:H2'	67:B1:409:C:O2	2.14	0.48
67:B1:2823:G:H2'	67:B1:2824:C:C6	2.49	0.48
67:B1:85:G:H2'	67:B1:86:G:C8	2.48	0.48
21:A2:898:G:N1	21:A2:899:G:C6	2.81	0.48
65:BJ:62:VAL:HG23	67:B1:2397:C:H5'	96.51	0.48
20:BG:52:ILE:HD12	20:BG:78:ILE:HG23	1.95	0.48
18:AF:187:THR:HG21	21:A2:4:C:P	2.54	0.48
18:AF:165:LEU:HD22	18:AF:175:LEU:HD12	1.95	0.48
1:AQ:15:LYS:CB	3:AI:57:ARG:NH1	2.76	0.48
31:BY:15:VAL:HG13	31:BY:19:VAL:HG13	1.94	0.48

*Continued on next page...*

*Continued from previous page...*

Atom-1	Atom-2	Interatomic distance (Å)	Clash overlap (Å)
67:B1:1111:G:O6	67:B1:1123:A:C2	2.67	0.48
21:A2:690:C:H2'	21:A2:691:G:C8	2.49	0.48
68:B3:87:G:H1'	68:B3:90:A:N6	2.29	0.48
53:BD:154:THR:HG23	53:BD:214:HIS:CE1	2.49	0.48
67:B1:1752:C:H2'	67:B1:1753:G:C8	2.49	0.48
67:B1:1035:G:H2'	67:B1:1036:C:C5	2.49	0.48
15:AE:64:LYS:HZ3	28:AV:81:ILE:HG12	1.79	0.48
35:BL:12:ARG:C	35:BL:14:SER:H	2.16	0.48
21:A2:460:C:H3'	21:A2:461:A:C5'	2.44	0.48
67:B1:537:U:C2	67:B1:540:A:C8	3.01	0.48
49:BQ:57:GLY:CA	67:B1:1620:C:OP1	2.62	0.48
21:A2:1115:G:C6	21:A2:1116:G:C6	3.02	0.48
58:BP:64:VAL:HG12	58:BP:66:GLY:H	1.79	0.48
56:BH:1:MET:HA	67:B1:1233:U:O2	2.13	0.48
12:AN:135:LYS:CE	21:A2:29:G:C2'	2.92	0.48
18:AF:166:VAL:HG12	21:A2:1:A:OP2	2.09	0.48
12:AN:50:ALA:CA	21:A2:359:A:H5'	2.44	0.48
21:A2:1248:A:O2'	25:AH:81:VAL:CG2	2.62	0.48
56:BH:27:PRO:HD2	56:BH:57:VAL:HG21	1.95	0.48
21:A2:898:G:N1	21:A2:899:G:O6	2.47	0.48
67:B1:831:C:H5''	67:B1:1791:A:N6	2.25	0.48
31:BY:14:ASN:HA	67:B1:1104:A:O3'	2.14	0.48
40:BE:66:ARG:H	40:BE:66:ARG:HD3	1.78	0.48
67:B1:1977:C:N4	67:B1:2022:U:H2'	2.29	0.48
17:AO:23:TRP:CH2	21:A2:1262:U:C4	3.02	0.48
13:AX:7:TYR:CE2	13:AX:31:ILE:HG12	2.49	0.48
67:B1:1143:A:H8	67:B1:1143:A:H5'	1.79	0.47
21:A2:1311:C:H1'	25:AH:96:LYS:CG	2.43	0.47
4:AG:102:ARG:NH2	21:A2:317:A:H1'	2.29	0.47
40:BE:1:MET:O	67:B1:1920:A:C2	133.98	0.47
35:BL:75:VAL:HG21	67:B1:732:G:O6	2.13	0.47
12:AN:24:ARG:NH1	21:A2:298:C:H5''	2.22	0.47
21:A2:458:G:C2	21:A2:479:C:O2	2.67	0.47
21:A2:1112:G:H5'	29:AL:71:ARG:NH2	2.28	0.47
18:AF:64:GLU:OE2	18:AF:66:LEU:HD23	2.14	0.47
21:A2:1441:G:H2'	21:A2:1442:G:O4'	2.14	0.47
33:BC:108:ASN:CA	33:BC:172:TRP:CZ2	2.97	0.47
21:A2:1332:C:C4'	25:AH:98:VAL:HG21	2.44	0.47
21:A2:914:U:H3	21:A2:1185:A:N6	2.12	0.47
50:BV:14:PHE:HE2	65:BJ:95:MET:SD	2.37	0.47
1:AQ:63:VAL:HG21	1:AQ:78:ILE:HG12	1.95	0.47

*Continued on next page...*

*Continued from previous page...*

Atom-1	Atom-2	Interatomic distance (Å)	Clash overlap (Å)
21:A2:734:G:C2	21:A2:755:U:C5	3.02	0.47
21:A2:664:G:C6	21:A2:665:G:C5	3.02	0.47
65:BJ:48:GLY:C	67:B1:189:U:H1'	87.74	0.47
67:B1:1570:C:H5''	67:B1:1666:G:HO2'	1.79	0.47
10:AD:59:LEU:CD1	18:AF:132:GLU:CD	2.79	0.47
21:A2:457:G:H2'	21:A2:458:G:H8	1.78	0.47
67:B1:1177:C:N4	67:B1:1256:G:H1	2.09	0.47
21:A2:1220:G:N2	21:A2:1235:A:H62	2.12	0.47
21:A2:1115:G:C6	21:A2:1116:G:C5	3.03	0.47
54:BF:130:VAL:HG22	54:BF:139:VAL:HG22	1.96	0.47
3:AI:28:LYS:HG3	5:AW:4:PRO:CB	2.40	0.47
18:AF:174:ILE:HD12	18:AF:201:VAL:CG1	2.44	0.47
67:B1:2897:C:H2'	67:B1:2898:G:C8	2.49	0.47
40:BE:1:MET:CG	67:B1:1920:A:H61	139.75	0.47
67:B1:2445:G:N2	67:B1:2450:A:C8	2.82	0.47
35:BL:7:LYS:HG3	35:BL:9:ARG:NH2	2.30	0.47
35:BL:9:ARG:HG3	35:BL:12:ARG:N	2.29	0.47
3:AI:57:ARG:NE	21:A2:607:U:C5'	2.73	0.47
18:AF:5:TRP:CD1	18:AF:6:LYS:N	2.81	0.47
7:AB:111:GLU:HB3	18:AF:21:LYS:CE	2.44	0.47
3:AI:31:SER:CA	21:A2:542:G:H5''	2.44	0.47
31:BY:55:THR:HG23	31:BY:139:ALA:O	2.14	0.47
68:B3:18:G:H21	68:B3:20:G:H22	1.61	0.47
67:B1:2507:C:C1'	67:B1:2507:C:O2'	2.55	0.47
67:B1:1569:A:O2'	67:B1:1638:C:C1'	2.43	0.47
65:BJ:87:LYS:HZ3	67:B1:2398:C:H5''	107.81	0.47
4:AG:120:ASN:HB2	21:A2:151:G:H4'	1.95	0.47
31:BY:125:GLY:HA2	67:B1:1133:U:H4'	1.61	0.47
31:BY:122:PRO:HG2	31:BY:126:PHE:HA	1.95	0.47
35:BL:10:LYS:CB	67:B1:947:C:C5'	2.93	0.47
47:BI:8:GLY:O	67:B1:839:A:H4'	127.12	0.47
7:AB:151:ASP:O	9:A9:44:UNK:HA	2.15	0.47
21:A2:289:C:H42	21:A2:300:G:H1	1.62	0.47
67:B1:1347:U:H3	67:B1:1383:G:H1	1.62	0.47
33:BC:108:ASN:CB	33:BC:172:TRP:CZ2	2.63	0.47
46:BA:20:LYS:HD3	67:B1:1811:G:H8	172.29	0.47
35:BL:48:THR:HG21	67:B1:969:U:O4'	2.14	0.47
57:BZ:28:LYS:HB2	57:BZ:52:TYR:CE1	2.49	0.47
31:BY:123:ARG:HA	67:B1:1133:U:O5'	2.15	0.47
35:BL:11:LEU:O	67:B1:948:C:OP2	2.31	0.47
50:BV:43:MET:CE	50:BV:45:ARG:HE	2.28	0.47

*Continued on next page...*

*Continued from previous page...*

Atom-1	Atom-2	Interatomic distance (Å)	Clash overlap (Å)
21:A2:166:A:H61	21:A2:196:G:C1'	2.16	0.47
21:A2:458:G:H3'	21:A2:459:G:H5''	1.95	0.47
67:B1:2796:C:H2'	67:B1:2797:C:H5''	1.96	0.47
31:BY:21:ASP:O	31:BY:25:MET:HG3	2.15	0.47
4:AG:99:LYS:HG3	21:A2:319:U:H1'	1.97	0.47
18:AF:163:LEU:HD21	18:AF:166:VAL:HG11	1.93	0.47
18:AF:157:ILE:HG22	18:AF:158:PRO:N	2.28	0.47
21:A2:428:G:N2	21:A2:442:C:C2	2.66	0.47
67:B1:2225:C:O4'	67:B1:2225:C:C6	2.67	0.47
35:BL:9:ARG:HD3	67:B1:948:C:H41	1.79	0.47
11:A1:51:G:O4'	11:A1:51:G:N9	2.41	0.47
26:AP:52:PHE:HD2	29:AL:64:TRP:HE3	1.59	0.47
67:B1:2376:U:H2'	67:B1:2377:C:C6	2.50	0.47
18:AF:13:LEU:HA	18:AF:27:LYS:HZ3	1.79	0.47
56:BH:50:GLN:NE2	67:B1:1207:G:OP1	2.47	0.47
20:A3:94:VAL:HG13	21:A2:959:G:H21	1.79	0.47
57:BZ:35:ILE:HD11	57:BZ:53:ALA:HB2	1.96	0.47
53:BD:174:LYS:HE3	67:B1:363:G:H22	1.80	0.47
29:AL:42:THR:HA	29:AL:68:VAL:O	2.14	0.47
67:B1:1870:G:H4'	67:B1:2998:G:H5'	1.97	0.47
49:BQ:39:GLU:O	49:BQ:43:ARG:HG3	2.15	0.47
67:B1:273:G:H1	67:B1:283:U:H3	1.62	0.47
67:B1:393:C:H2'	67:B1:394:A:OP1	2.13	0.47
21:A2:1195:U:OP1	25:AH:79:TYR:CB	2.62	0.47
21:A2:901:G:H5'	25:AH:76:GLY:CA	2.44	0.47
25:AH:69:ASN:O	25:AH:72:MET:HG2	2.15	0.47
20:BG:57:VAL:HG21	20:BG:97:ALA:HB1	1.97	0.47
67:B1:2920:C:C6	67:B1:2920:C:O4'	2.68	0.47
18:AF:86:LEU:CG	18:AF:100:ILE:HG22	2.21	0.47
35:BL:119:THR:HG21	58:BP:73:LYS:NZ	2.28	0.47
25:AH:118:ASN:OD1	25:AH:120:ILE:HG22	2.15	0.47
67:B1:453:U:H3	67:B1:2527:G:H1	1.63	0.47
21:A2:716:G:C5	21:A2:717:C:C5	3.02	0.47
21:A2:1387:C:H2'	21:A2:1388:G:C8	2.49	0.47
21:A2:202:G:H2'	21:A2:203:A:C8	2.50	0.47
21:A2:75:C:O2	21:A2:75:C:O4'	2.29	0.47
4:AG:92:PRO:HG3	21:A2:1412:A:HO2'	0.64	0.47
35:BL:15:HIS:O	67:B1:945:U:C2	2.68	0.47
67:B1:1229:U:H2'	67:B1:1230:G:C8	2.49	0.47
18:AF:122:ILE:CD1	18:AF:206:TYR:CE2	2.98	0.47
67:B1:1506:U:O2'	67:B1:1947:A:H2	1.97	0.47

*Continued on next page...*



*Continued from previous page...*

Atom-1	Atom-2	Interatomic distance (Å)	Clash overlap (Å)
21:A2:1194:C:OP2	25:AH:77:SER:CB	2.62	0.47
21:A2:1111:G:H5''	29:AL:42:THR:H	1.79	0.47
67:B1:1702:C:O2	67:B1:1702:C:H2'	2.15	0.47
21:A2:1131:G:H2'	21:A2:1132:C:C6	2.49	0.47
67:B1:787:G:H21	67:B1:788:A:H62	1.62	0.47
67:B1:789:G:H2'	67:B1:790:U:C6	2.50	0.47
67:B1:1083:G:C6	67:B1:1084:G:C5	3.03	0.47
21:A2:917:A:C6	21:A2:918:A:N1	2.83	0.47
60:BS:72:HIS:HE1	67:B1:2738:G:N3	2.12	0.47
67:B1:116:G:C6	67:B1:118:A:N6	2.83	0.47
56:BH:2:PRO:HD3	67:B1:1236:C:O5'	2.15	0.47
25:AH:76:GLY:H	25:AH:94:ASN:ND2	2.12	0.47
34:B5:50:ILE:CD1	57:BZ:28:LYS:HZ2	2.05	0.47
21:A2:1333:G:H5''	25:AH:97:LYS:CG	2.45	0.47
21:A2:68:G:C6	21:A2:69:U:C4	3.03	0.47
30:AU:45:PRO:HB2	30:AU:47:GLN:HE21	1.79	0.47
35:BL:11:LEU:HD22	67:B1:949:C:H41	1.79	0.46
67:B1:719:C:C6	67:B1:719:C:O4'	2.68	0.46
21:A2:516:A:H5'	21:A2:519:G:N2	2.30	0.46
3:AI:57:ARG:HG2	21:A2:607:U:O5'	2.15	0.46
67:B1:409:C:H3'	67:B1:410:C:C6	2.50	0.46
21:A2:45:U:O4	21:A2:358:G:N2	2.48	0.46
13:AX:61:GLU:CG	14:AM:107:ARG:HB3	2.45	0.46
35:BL:66:PRO:HG3	67:B1:2523:C:C6	2.50	0.46
18:AF:193:THR:HG22	18:AF:196:ASN:H	1.79	0.46
67:B1:1708:U:H3'	67:B1:1709:C:C6	2.50	0.46
46:BA:154:ARG:HE	67:B1:2246:G:H5'	1.79	0.46
59:BM:118:TRP:CZ2	59:BM:120:GLY:HA2	2.50	0.46
67:B1:1409:U:C5	67:B1:2136:G:N2	2.84	0.46
67:B1:1318:G:C6	67:B1:1319:U:C4	3.03	0.46
32:BO:8:ARG:H	48:BR:23:ARG:HB3	1.80	0.46
57:BZ:37:VAL:HG13	57:BZ:62:GLU:HA	1.97	0.46
25:AH:111:ILE:HG23	25:AH:119:PRO:HB3	1.97	0.46
6:AC:92:ALA:HA	6:AC:182:ILE:HD12	1.96	0.46
67:B1:2861:A:C2	67:B1:2870:A:C4	3.03	0.46
67:B1:422:G:C6	67:B1:423:G:C5	3.02	0.46
18:AF:183:VAL:HG13	18:AF:183:VAL:O	2.15	0.46
67:B1:1745:U:C6	67:B1:1746:C:H5'	2.50	0.46
25:AH:68:ILE:HG21	25:AH:97:LYS:HG3	1.97	0.46
31:BY:121:PRO:CG	67:B1:1132:U:O2'	2.64	0.46
67:B1:1029:C:C3'	67:B1:1030:C:H5'	2.45	0.46

*Continued on next page...*

*Continued from previous page...*

Atom-1	Atom-2	Interatomic distance (Å)	Clash overlap (Å)
46:BA:41:ARG:CZ	67:B1:3029:A:C1'	156.71	0.46
56:BH:59:PRO:HA	56:BH:62:LYS:HG2	1.97	0.46
3:AI:31:SER:HB2	21:A2:542:G:OP1	2.15	0.46
67:B1:1643:A:H2'	67:B1:1657:G:C2	2.49	0.46
67:B1:864:C:H2'	67:B1:865:C:H6	1.79	0.46
21:A2:50:C:H2'	21:A2:348:C:H41	1.80	0.46
56:BH:120:LYS:HE3	56:BH:124:LYS:HE2	1.98	0.46
67:B1:324:C:H2'	67:B1:325:G:C8	2.51	0.46
49:BQ:84:LYS:HG2	67:B1:1843:C:OP1	2.14	0.46
21:A2:677:U:C2	21:A2:1493:C:H5'	2.50	0.46
35:BL:25:HIS:CB	67:B1:804:C:N4	2.74	0.46
33:BC:95:THR:HG21	67:B1:2896:G:H21	1.80	0.46
33:BC:136:PRO:HA	33:BC:137:LYS:HB2	1.97	0.46
12:AN:118:ASP:HB3	21:A2:476:C:H42	1.80	0.46
56:BH:16:THR:H	56:BH:21:LEU:HD22	1.80	0.46
21:A2:901:G:C5'	25:AH:76:GLY:HA3	2.45	0.46
21:A2:199:A:N9	21:A2:199:A:O4'	2.41	0.46
67:B1:715:G:O4'	67:B1:715:G:C8	2.68	0.46
21:A2:1334:A:C2'	25:AH:69:ASN:ND2	2.79	0.46
67:B1:1029:C:H3'	67:B1:1030:C:H5'	1.96	0.46
21:A2:797:U:H1'	21:A2:800:G:O6	2.16	0.46
21:A2:1492:U:C4	21:A2:1493:C:C5	3.04	0.46
26:AP:52:PHE:CG	29:AL:64:TRP:CE3	3.03	0.46
67:B1:479:G:H2'	67:B1:480:A:H5'	1.96	0.46
40:BE:120:HIS:CG	40:BE:121:ILE:N	2.83	0.46
21:A2:1240:A:C8	29:AL:40:LEU:HD22	2.49	0.46
33:BC:85:ALA:HB1	33:BC:160:ILE:HD11	1.97	0.46
33:BC:128:LEU:HD11	33:BC:135:LEU:HD13	1.96	0.46
27:A0:32:C:C5	27:A0:33:U:C5	3.02	0.46
67:B1:2789:G:H2'	67:B1:2790:C:C6	2.51	0.46
21:A2:200:G:N2	21:A2:201:G:H1'	2.30	0.46
67:B1:2517:U:H2'	67:B1:2518:G:C8	2.51	0.46
67:B1:1568:A:HO2'	67:B1:1568:A:C2'	2.12	0.46
67:B1:2312:U:H2'	67:B1:2313:G:H8	1.81	0.46
35:BL:9:ARG:HB2	35:BL:11:LEU:N	2.29	0.46
20:BG:3:LYS:CB	20:BG:55:GLU:HB3	2.45	0.46
3:AI:95:PRO:HB2	18:AF:143:PHE:CD2	2.51	0.46
3:AI:76:LYS:HB3	3:AI:77:PRO:HD3	1.97	0.46
18:AF:48:GLU:OE1	18:AF:48:GLU:HA	2.15	0.46
21:A2:651:U:H2'	21:A2:652:C:H5'	1.97	0.46
33:BC:107:ASP:HB2	33:BC:123:THR:HB	1.98	0.46

*Continued on next page...*

*Continued from previous page...*

Atom-1	Atom-2	Interatomic distance (Å)	Clash overlap (Å)
67:B1:1260:C:H2'	67:B1:1261:C:C6	2.50	0.46
67:B1:2768:C:C5	67:B1:2769:U:C5	3.04	0.46
67:B1:1924:A:H2'	67:B1:1925:A:H2'	1.97	0.46
67:B1:836:U:H2'	67:B1:837:G:O4'	2.16	0.46
21:A2:74:U:O2	21:A2:74:U:H2'	2.16	0.46
21:A2:1311:C:C4'	25:AH:95:SER:HA	2.45	0.46
25:AH:90:HIS:CG	25:AH:91:ARG:N	2.83	0.46
3:AI:57:ARG:N	21:A2:607:U:OP1	2.49	0.46
25:AH:58:LYS:O	25:AH:61:VAL:HG23	2.16	0.46
67:B1:1628:C:H2'	67:B1:1629:G:C8	2.50	0.46
21:A2:1118:C:N3	21:A2:1141:G:N2	2.63	0.46
21:A2:1283:G:H2'	21:A2:1284:C:C6	2.50	0.46
31:BY:8:ARG:HB3	31:BY:28:LEU:HD22	1.97	0.46
18:AF:124:ILE:HD12	18:AF:205:LEU:HB3	1.98	0.46
31:BY:126:PHE:CE1	67:B1:1134:A:O3'	2.69	0.46
67:B1:2225:C:N4	67:B1:2310:G:H1	2.14	0.46
21:A2:1072:C:O4'	21:A2:1072:C:C6	2.69	0.46
35:BL:11:LEU:CB	67:B1:948:C:H5	2.28	0.46
3:AI:95:PRO:HG2	18:AF:143:PHE:CE2	2.51	0.46
18:AF:65:VAL:HG13	18:AF:85:VAL:CG1	2.45	0.46
35:BL:119:THR:OG1	58:BP:73:LYS:HE3	2.14	0.46
49:BQ:64:LYS:NZ	67:B1:1603:G:H5''	2.29	0.46
7:AB:61:LYS:HZ3	9:A9:25:UNK:H	1.64	0.46
67:B1:2796:C:C2'	67:B1:2797:C:H5''	2.45	0.46
18:AF:19:LYS:HB2	18:AF:46:GLU:OE2	2.16	0.46
34:B5:46:ARG:HA	67:B1:1567:C:C4'	2.46	0.46
2:AK:47:GLU:HB3	25:AH:42:ARG:HH21	1.79	0.46
21:A2:434:A:N3	28:AV:85:TYR:HD1	1.99	0.46
10:AD:135:GLN:HB3	28:AV:60:PHE:CE1	2.51	0.46
67:B1:2476:A:O4'	67:B1:2476:A:N9	2.42	0.46
49:BQ:73:GLY:HA2	67:B1:1884:C:N4	2.25	0.46
67:B1:43:G:O6	67:B1:474:G:N2	2.49	0.46
21:A2:218:C:N1	21:A2:218:C:O4'	2.41	0.46
68:B3:57:C:O4'	68:B3:57:C:C6	2.68	0.46
67:B1:259:A:C2	67:B1:412:G:C4	3.03	0.46
35:BL:7:LYS:NZ	67:B1:1335:C:P	2.88	0.46
67:B1:2587:G:O4'	67:B1:2587:G:N9	2.44	0.46
48:BR:69:ARG:HB2	67:B1:2483:U:O2'	2.16	0.46
20:B4:57:VAL:CG1	20:B4:63:VAL:HG21	2.45	0.46
49:BQ:110:LYS:HA	49:BQ:120:TYR:CZ	2.50	0.46
57:BZ:53:ALA:HA	57:BZ:58:ILE:HD12	1.98	0.46

*Continued on next page...*

*Continued from previous page...*

Atom-1	Atom-2	Interatomic distance (Å)	Clash overlap (Å)
30:AU:39:ARG:HE	30:AU:39:ARG:HA	1.81	0.46
20:B4:52:ILE:HD12	20:B4:78:ILE:HG23	1.97	0.46
21:A2:985:C:H3'	21:A2:986:G:C2	2.51	0.46
67:B1:1600:G:C8	67:B1:1600:G:H3'	2.51	0.46
21:A2:859:A:C5	21:A2:860:G:H1'	2.51	0.46
4:AG:64:ARG:HD3	4:AG:122:LYS:HG2	1.97	0.46
67:B1:2489:C:C6	67:B1:2489:C:O4'	2.68	0.46
21:A2:806:G:H2'	21:A2:807:C:C6	2.51	0.46
35:BL:66:PRO:HB3	67:B1:2523:C:C2	2.50	0.46
49:BQ:8:ARG:CZ	67:B1:1434:C:OP1	2.64	0.46
18:AF:164:GLY:HA2	18:AF:182:ASP:OD1	2.15	0.46
56:BH:1:MET:HA	67:B1:1233:U:C2	2.51	0.46
21:A2:8:U:C2'	21:A2:8:U:C6	2.99	0.46
67:B1:1559:A:H2'	67:B1:1560:G:C8	2.51	0.46
35:BL:7:LYS:O	35:BL:9:ARG:HG2	2.16	0.46
21:A2:1248:A:HO2'	25:AH:81:VAL:HG22	1.81	0.46
8:AR:63:TYR:CA	12:AN:10:GLU:O	2.63	0.46
8:AR:63:TYR:HB2	12:AN:10:GLU:O	2.16	0.46
67:B1:2227:G:H1	67:B1:2308:C:H42	1.63	0.46
21:A2:134:A:H2'	21:A2:135:U:C6	2.50	0.46
67:B1:978:C:H2'	67:B1:979:G:C8	2.51	0.46
67:B1:956:U:O4	67:B1:1107:G:N3	2.49	0.45
21:A2:1196:A:P	25:AH:88:ARG:CZ	3.03	0.45
25:AH:87:ARG:HG3	25:AH:90:HIS:CB	2.46	0.45
67:B1:1570:C:C6	67:B1:1570:C:O4'	2.69	0.45
2:AK:39:GLU:CG	25:AH:5:LEU:CG	2.94	0.45
13:AX:71:ARG:CZ	21:A2:1041:C:P	3.04	0.45
48:BR:69:ARG:HH22	67:B1:2483:U:C1'	2.28	0.45
6:AC:4:GLU:OE1	29:AL:45:ILE:CB	2.64	0.45
18:AF:40:ARG:CB	18:AF:42:TYR:HD1	2.28	0.45
4:AG:40:ALA:HB3	4:AG:59:VAL:CG1	2.47	0.45
21:A2:203:A:H2'	21:A2:204:G:C8	2.52	0.45
67:B1:1407:A:C8	67:B1:1409:U:C2	3.04	0.45
67:B1:1616:A:H2	67:B1:2817:U:H3	1.63	0.45
21:A2:1450:U:H2'	21:A2:1451:C:C6	2.52	0.45
13:AX:18:THR:HG22	13:AX:19:GLY:H	1.80	0.45
27:A0:12:U:H4'	67:B1:2032:G:H21	1.81	0.45
25:AH:7:GLU:HB2	30:AU:144:ILE:O	2.16	0.45
67:B1:51:G:H1'	67:B1:117:A:N6	2.32	0.45
12:AN:135:LYS:CG	21:A2:29:G:O2'	2.64	0.45
21:A2:1072:C:O4'	21:A2:1072:C:N1	2.42	0.45

*Continued on next page...*

*Continued from previous page...*

Atom-1	Atom-2	Interatomic distance (Å)	Clash overlap (Å)
12:AN:49:GLN:O	21:A2:359:A:C8	2.69	0.45
31:BY:135:LYS:HZ3	68:B3:95:G:H5''	1.80	0.45
12:AN:23:PHE:O	21:A2:515:U:N3	2.49	0.45
35:BL:77:ASN:ND2	67:B1:723:A:C8	2.81	0.45
13:AX:9:ALA:HB1	13:AX:29:VAL:HG12	1.97	0.45
67:B1:45:G:C8	67:B1:204:G:O2'	2.69	0.45
21:A2:988:A:H2'	21:A2:989:C:H5'	1.97	0.45
67:B1:1568:A:H2'	67:B1:1568:A:O2'	1.96	0.45
35:BL:44:LYS:CE	67:B1:960:C:O2'	2.63	0.45
3:AI:57:ARG:NH2	21:A2:607:U:C4'	2.74	0.45
18:AF:67:ASP:O	18:AF:85:VAL:HA	2.17	0.45
4:AG:94:PHE:CZ	21:A2:148:C:O2'	2.69	0.45
48:BR:87:PHE:HE1	67:B1:2482:G:O2'	1.96	0.45
56:BH:116:ALA:HB1	56:BH:122:ALA:HB2	1.98	0.45
50:BV:14:PHE:CZ	65:BJ:95:MET:HE1	2.44	0.45
21:A2:825:C:O2	21:A2:831:A:H2	1.98	0.45
16:AJ:48:THR:HB	21:A2:258:A:H5'	1.99	0.45
54:BF:94:TYR:CD2	54:BF:99:ILE:HG22	2.51	0.45
21:A2:742:U:C4	21:A2:743:U:C4	3.05	0.45
67:B1:2507:C:H2'	67:B1:2507:C:H6	1.82	0.45
21:A2:423:U:C6	21:A2:423:U:H2'	2.51	0.45
18:AF:174:ILE:CD1	18:AF:201:VAL:CG1	2.94	0.45
31:BY:123:ARG:H	31:BY:153:ARG:HB3	1.80	0.45
35:BL:63:PHE:CE1	67:B1:2532:G:N2	2.83	0.45
50:BV:45:ARG:NE	67:B1:1893:C:OP1	2.49	0.45
35:BL:119:THR:HG21	58:BP:73:LYS:HE2	1.89	0.45
21:A2:616:G:C2	21:A2:698:A:C6	3.05	0.45
31:BY:14:ASN:N	67:B1:1105:C:OP1	2.37	0.45
50:BV:10:CYS:HA	50:BV:53:THR:HG23	1.99	0.45
20:BG:42:ALA:HB1	20:BG:48:ALA:HB2	1.99	0.45
67:B1:1610:C:H2'	67:B1:1611:C:C6	2.52	0.45
21:A2:842:U:H4'	21:A2:843:G:H5''	1.99	0.45
50:BV:14:PHE:CZ	50:BV:19:GLY:HA3	2.52	0.45
67:B1:539:A:H2'	67:B1:540:A:H5''	1.99	0.45
49:BQ:55:ILE:O	67:B1:1620:C:H5'	2.17	0.45
18:AF:167:ILE:HG21	18:AF:172:LYS:HA	1.98	0.45
67:B1:864:C:H2'	67:B1:865:C:C6	2.51	0.45
53:BD:83:VAL:O	53:BD:90:ARG:N	2.50	0.45
48:BR:49:TYR:CE2	48:BR:91:VAL:HG21	2.52	0.45
50:BV:4:TRP:CE2	50:BV:6:VAL:HG22	2.52	0.45
11:A1:34:U:H5'	25:AH:138:SER:HB3	1.97	0.45

*Continued on next page...*

*Continued from previous page...*

Atom-1	Atom-2	Interatomic distance (Å)	Clash overlap (Å)
4:AG:19:VAL:HG13	4:AG:50:LEU:H	1.82	0.45
34:B5:46:ARG:CB	67:B1:1567:C:H4'	2.46	0.45
34:B5:50:ILE:CD1	57:BZ:28:LYS:CE	2.86	0.45
18:AF:34:ILE:HD11	18:AF:121:ILE:HD13	1.99	0.45
67:B1:2483:U:C5	67:B1:2499:U:C4	3.04	0.45
18:AF:108:ILE:HG23	18:AF:109:ALA:N	2.31	0.45
20:BG:33:ARG:O	20:BG:99:VAL:HG13	2.17	0.45
53:BD:83:VAL:HG21	53:BD:86:ALA:HB3	1.98	0.45
53:BD:63:LYS:HD3	53:BD:69:ARG:HH11	1.82	0.45
21:A2:156:A:C2	21:A2:157:A:C2	3.04	0.45
34:B5:35:VAL:HG22	34:B5:46:ARG:HB2	1.99	0.45
21:A2:1196:A:OP1	25:AH:88:ARG:NH1	2.48	0.45
35:BL:41:LYS:HG3	67:B1:185:A:OP2	2.16	0.45
25:AH:81:VAL:H	25:AH:81:VAL:HG23	1.23	0.45
18:AF:167:ILE:CG1	18:AF:168:GLY:H	2.30	0.45
58:BP:47:VAL:HG21	58:BP:64:VAL:HG13	1.98	0.45
67:B1:1765:A:C2	67:B1:1772:A:C6	3.05	0.45
67:B1:2507:C:O4'	67:B1:2507:C:N1	2.46	0.45
25:AH:85:PHE:C	25:AH:88:ARG:NH2	2.70	0.45
4:AG:102:ARG:NH1	21:A2:317:A:HO2'	2.09	0.45
21:A2:919:U:H6	21:A2:1182:G:HO2'	1.63	0.45
15:AE:64:LYS:HZ2	28:AV:81:ILE:CG1	2.28	0.45
49:BQ:82:LYS:CB	67:B1:1788:G:O3'	2.52	0.45
67:B1:1125:A:H4'	67:B1:1126:C:OP1	2.16	0.45
52:BB:69:LYS:CE	67:B1:1304:G:OP1	120.46	0.45
21:A2:375:G:C2	21:A2:381:C:O2	2.70	0.45
67:B1:1313:G:C2	67:B1:1316:U:C5	3.04	0.45
31:BY:24:ALA:HA	31:BY:29:HIS:NE2	2.32	0.45
67:B1:2797:C:N3	67:B1:2838:U:C4	2.85	0.45
67:B1:1155:A:N3	67:B1:1157:U:H1'	2.32	0.45
67:B1:2584:A:H61	67:B1:2596:G:H1'	1.82	0.45
28:AV:7:GLU:HB3	28:AV:20:TYR:HB2	1.98	0.45
65:BJ:123:ALA:HB1	65:BJ:125:GLU:OE1	2.16	0.45
25:AH:3:LYS:CD	30:AU:143:ILE:HD11	2.46	0.45
34:B5:34:LEU:HD12	34:B5:46:ARG:O	2.17	0.45
67:B1:1981:G:H2'	67:B1:1982:C:C6	2.52	0.45
67:B1:1278:C:O4'	67:B1:1278:C:C6	2.70	0.45
21:A2:1179:C:C6	21:A2:1179:C:O4'	2.69	0.45
35:BL:3:ARG:HB2	35:BL:6:LYS:HB2	1.99	0.45
67:B1:2304:C:H2'	67:B1:2305:U:H5'	1.98	0.45
67:B1:82:C:C5	67:B1:83:G:C5	3.04	0.45

*Continued on next page...*

*Continued from previous page...*

Atom-1	Atom-2	Interatomic distance (Å)	Clash overlap (Å)
18:AF:116:TYR:CZ	18:AF:120:ASN:ND2	2.85	0.45
21:A2:676:G:C8	21:A2:678:G:H1'	2.52	0.45
67:B1:1969:C:N4	67:B1:2099:G:N2	2.62	0.45
21:A2:1209:C:N4	21:A2:1247:A:H3'	2.30	0.45
48:BR:37:VAL:C	48:BR:39:GLN:H	2.19	0.45
48:BR:28:LEU:HD23	48:BR:29:THR:N	2.31	0.45
52:BB:225:ARG:HG3	67:B1:2352:G:OP1	2.17	0.45
31:BY:37:VAL:HG23	31:BY:43:TYR:CD2	2.52	0.45
31:BY:27:ARG:O	31:BY:116:VAL:HG21	2.17	0.45
33:BC:108:ASN:CG	33:BC:172:TRP:HZ3	2.02	0.45
21:A2:1311:C:H2'	21:A2:1312:C:C6	2.52	0.45
25:AH:71:ILE:HG23	25:AH:180:PHE:CE1	2.52	0.45
67:B1:1753:G:H4'	67:B1:1754:A:H5'	1.98	0.45
4:AG:64:ARG:HB3	21:A2:151:G:O3'	2.16	0.45
53:BD:85:PHE:HB3	67:B1:1396:A:N1	2.32	0.45
35:BL:5:ARG:CD	67:B1:1392:G:N7	2.79	0.45
35:BL:6:LYS:HE3	67:B1:1338:G:C6	2.46	0.45
53:BD:55:ARG:HE	67:B1:1728:C:H4'	67.07	0.45
67:B1:1592:U:O4'	67:B1:1592:U:C6	2.70	0.45
35:BL:27:GLY:HA3	67:B1:940:G:OP2	2.17	0.45
46:BA:39:LEU:CD2	46:BA:39:LEU:H	2.25	0.45
67:B1:31:G:H1	67:B1:513:C:N4	2.15	0.45
67:B1:3021:C:H2'	67:B1:3022:C:C6	2.52	0.45
35:BL:126:ALA:HB3	35:BL:129:PHE:CZ	2.52	0.45
20:B4:66:LEU:HG	20:B4:70:CYS:SG	2.56	0.45
49:BQ:103:ARG:HH21	49:BQ:128:LYS:HG2	1.82	0.45
67:B1:51:G:H1'	67:B1:117:A:H61	1.82	0.44
67:B1:2506:G:H5''	67:B1:2507:C:C2	2.52	0.44
25:AH:15:ILE:HG23	25:AH:15:ILE:O	2.17	0.44
21:A2:1196:A:H5''	25:AH:88:ARG:NH1	2.31	0.44
25:AH:87:ARG:HB2	25:AH:90:HIS:N	2.32	0.44
4:AG:99:LYS:HD3	21:A2:320:G:O4'	2.16	0.44
28:AV:60:PHE:N	28:AV:60:PHE:CD1	2.83	0.44
49:BQ:73:GLY:HA2	49:BQ:76:ARG:HH22	1.83	0.44
35:BL:6:LYS:CG	67:B1:1338:G:O6	2.63	0.44
21:A2:439:G:H1'	21:A2:440:C:H5	1.79	0.44
48:BR:4:LYS:HD2	48:BR:4:LYS:HA	1.60	0.44
67:B1:1109:G:H1'	67:B1:1125:A:N6	2.14	0.44
26:AP:52:PHE:HD2	29:AL:64:TRP:CE3	2.28	0.44
4:AG:18:GLN:HG2	21:A2:141:C:H4'	1.98	0.44
56:BH:12:GLY:H	56:BH:49:MET:H	1.65	0.44

*Continued on next page...*

*Continued from previous page...*

Atom-1	Atom-2	Interatomic distance (Å)	Clash overlap (Å)
21:A2:333:A:C6	21:A2:334:G:C5	3.05	0.44
21:A2:1351:U:H2'	21:A2:1352:G:H8	1.82	0.44
67:B1:119:U:H5'	67:B1:121:G:OP2	2.17	0.44
21:A2:768:A:N7	21:A2:770:A:C4	2.85	0.44
57:BZ:53:ALA:HB1	57:BZ:60:VAL:HG22	1.99	0.44
25:AH:50:ARG:HG3	25:AH:50:ARG:H	1.45	0.44
4:AG:102:ARG:HH12	21:A2:317:A:HO2'	1.65	0.44
4:AG:64:ARG:HG3	4:AG:122:LYS:HG2	1.99	0.44
67:B1:700:A:H2'	67:B1:701:G:H5'	1.99	0.44
31:BY:124:GLY:H	67:B1:1133:U:C5'	2.31	0.44
35:BL:11:LEU:HB2	67:B1:948:C:C5	2.51	0.44
53:BD:55:ARG:CZ	67:B1:1728:C:OP1	66.45	0.44
67:B1:147:C:O4'	67:B1:147:C:C6	2.71	0.44
18:AF:192:ARG:NH2	21:A2:6:G:O6	2.51	0.44
49:BQ:57:GLY:HA3	67:B1:1620:C:OP1	2.17	0.44
32:BO:193:ILE:HG23	32:BO:195:LYS:H	1.82	0.44
21:A2:968:C:C5	21:A2:969:A:C5	3.05	0.44
32:BO:171:TYR:O	32:BO:172:LEU:HB2	2.18	0.44
2:AK:46:LEU:CD1	25:AH:13:HIS:HE1	1.92	0.44
25:AH:93:LEU:HB3	25:AH:95:SER:C	2.36	0.44
4:AG:64:ARG:CB	21:A2:151:G:HO2'	2.18	0.44
20:BG:4:PRO:O	20:BG:5:SER:HB3	2.17	0.44
49:BQ:78:PRO:HG2	67:B1:1865:U:H4'	1.99	0.44
18:AF:33:ASP:CB	18:AF:36:GLU:HG3	2.42	0.44
52:BB:69:LYS:NZ	67:B1:1303:C:OP1	125.39	0.44
21:A2:616:G:C2	21:A2:697:A:C2	3.05	0.44
21:A2:1327:C:O2'	29:AL:48:THR:HG21	2.17	0.44
18:AF:167:ILE:CG2	18:AF:172:LYS:CA	2.95	0.44
32:BO:193:ILE:HG13	32:BO:194:GLU:H	1.82	0.44
21:A2:1228:A:H2'	21:A2:1229:A:C8	2.52	0.44
67:B1:1605:A:H61	67:B1:1701:C:H42	1.65	0.44
37:BU:44:LEU:HD22	37:BU:116:ILE:HD12	1.99	0.44
3:AI:28:LYS:HE3	5:AW:4:PRO:HG3	2.00	0.44
4:AG:97:LYS:CG	21:A2:87:C:OP1	2.58	0.44
48:BR:14:LYS:CA	67:B1:995:G:OP2	2.62	0.44
35:BL:11:LEU:CB	67:B1:948:C:OP2	2.65	0.44
67:B1:2590:C:C6	67:B1:2590:C:O4'	2.71	0.44
48:BR:70:GLY:CA	67:B1:2484:C:C4'	2.95	0.44
48:BR:10:ARG:HH22	67:B1:2377:C:H5	1.66	0.44
53:BD:87:ARG:CD	67:B1:487:U:H1'	2.48	0.44
48:BR:49:TYR:CD2	48:BR:91:VAL:HG21	2.53	0.44

*Continued on next page...*



*Continued from previous page...*

Atom-1	Atom-2	Interatomic distance (Å)	Clash overlap (Å)
67:B1:776:G:O2'	67:B1:779:A:N6	2.51	0.44
21:A2:1224:U:H3	21:A2:1231:G:H1	1.63	0.44
21:A2:227:C:H2'	21:A2:228:G:C8	2.52	0.44
52:BB:189:TRP:CG	52:BB:190:PRO:HA	2.53	0.44
67:B1:36:G:H4'	67:B1:490:C:C2	2.52	0.44
67:B1:553:C:H2'	67:B1:554:C:C6	2.51	0.44
2:AK:102:TYR:CE1	25:AH:42:ARG:CB	2.98	0.44
25:AH:78:HIS:CD2	25:AH:78:HIS:H	2.36	0.44
25:AH:89:GLU:HB3	25:AH:95:SER:CB	2.47	0.44
67:B1:1642:G:C8	67:B1:1642:G:H2'	2.52	0.44
67:B1:1687:C:H3'	67:B1:1688:C:H5''	1.99	0.44
40:BE:22:ARG:C	67:B1:54:G:H21	150.61	0.44
12:AN:50:ALA:HA	21:A2:359:A:H5'	2.00	0.44
12:AN:51:ARG:N	21:A2:359:A:P	2.63	0.44
49:BQ:85:LYS:HE2	67:B1:1844:C:P	2.52	0.44
25:AH:16:LYS:O	25:AH:43:LEU:HD22	2.17	0.44
67:B1:1708:U:C5	67:B1:1709:C:O2	2.71	0.44
32:BO:25:LEU:HA	48:BR:28:LEU:HD12	2.00	0.44
67:B1:2011:U:H3'	67:B1:2011:U:C6	2.53	0.44
29:AL:5:ARG:HD3	29:AL:72:LEU:HD11	1.98	0.44
67:B1:1707:A:C2	67:B1:1783:U:C6	3.05	0.44
21:A2:1310:C:O3'	25:AH:75:GLY:O	2.36	0.44
21:A2:434:A:O2'	21:A2:434:A:C1'	2.57	0.44
35:BL:9:ARG:HG3	35:BL:12:ARG:H	1.83	0.44
18:AF:84:ARG:NH1	21:A2:1031:G:C4'	2.81	0.44
18:AF:127:GLY:C	18:AF:138:PRO:HB3	2.38	0.44
67:B1:84:A:C8	67:B1:101:G:N2	2.82	0.44
18:AF:44:ILE:H	18:AF:44:ILE:HD12	1.81	0.44
32:BO:25:LEU:HB2	48:BR:28:LEU:HB2	2.00	0.44
6:AC:172:LYS:H	6:AC:172:LYS:HD2	1.83	0.44
67:B1:303:A:C5	67:B1:305:G:H5''	2.53	0.44
67:B1:2163:G:H2'	67:B1:2164:G:C8	2.53	0.44
12:AN:133:SER:O	12:AN:136:GLU:HG3	2.17	0.44
21:A2:167:G:O2'	21:A2:168:G:H5'	2.18	0.44
20:BG:68:PRO:HG3	59:BM:18:TYR:CE2	2.53	0.44
25:AH:89:GLU:CB	25:AH:95:SER:HB2	2.48	0.44
33:BC:80:VAL:HB	33:BC:203:LEU:HA	1.99	0.44
21:A2:367:G:N3	21:A2:369:A:N6	2.66	0.44
3:AI:77:PRO:HG2	3:AI:79:PHE:CZ	2.52	0.44
8:AR:62:ARG:HH12	12:AN:8:ASN:HD21	1.65	0.44
21:A2:457:G:H2'	21:A2:458:G:C8	2.53	0.44

*Continued on next page...*

*Continued from previous page...*

Atom-1	Atom-2	Interatomic distance (Å)	Clash overlap (Å)
18:AF:20:THR:HG21	18:AF:45:LYS:HZ3	1.83	0.44
67:B1:575:G:H2'	67:B1:576:G:H5''	1.99	0.44
67:B1:2079:U:C5	67:B1:2672:A:C2	3.06	0.44
54:BF:65:VAL:HG12	54:BF:65:VAL:O	2.17	0.44
46:BA:79:LEU:HA	46:BA:79:LEU:HD13	1.85	0.44
60:BS:23:ARG:HD3	60:BS:145:HIS:CG	2.53	0.44
67:B1:958:A:H2'	67:B1:959:U:C6	2.52	0.44
67:B1:715:G:O4'	67:B1:715:G:N9	2.45	0.44
3:AI:79:PHE:HD2	8:AR:61:GLU:O	1.91	0.44
49:BQ:84:LYS:HA	67:B1:1842:C:O3'	2.17	0.44
67:B1:1591:C:O2'	67:B1:1592:U:H5''	2.18	0.44
35:BL:63:PHE:HB3	67:B1:2533:G:H5'	1.99	0.44
21:A2:1378:A:H2'	21:A2:1379:G:H5'	2.00	0.44
56:BH:75:GLN:O	56:BH:78:LYS:HB2	2.18	0.44
67:B1:1180:G:H1	67:B1:1253:U:H3	1.66	0.44
21:A2:369:A:O3'	21:A2:434:A:C5	2.70	0.44
53:BD:85:PHE:CB	67:B1:1396:A:N6	2.80	0.44
68:B3:119:C:C5	68:B3:120:C:C2	3.06	0.44
67:B1:1786:G:N7	67:B1:1787:U:C5	2.86	0.44
18:AF:68:ILE:HG23	18:AF:85:VAL:HG22	2.00	0.44
2:AK:43:PHE:CE2	25:AH:12:PRO:CG	2.98	0.44
49:BQ:4:LEU:HB2	49:BQ:8:ARG:HH21	1.83	0.44
67:B1:744:G:H1	67:B1:761:U:H3	1.66	0.44
67:B1:404:G:C8	67:B1:404:G:C2'	3.01	0.43
33:BC:108:ASN:O	33:BC:172:TRP:CZ2	2.70	0.43
67:B1:2507:C:C6	67:B1:2507:C:H2'	2.52	0.43
18:AF:85:VAL:C	18:AF:86:LEU:HD12	2.38	0.43
12:AN:79:LYS:CB	21:A2:358:G:C5'	2.75	0.43
18:AF:5:TRP:HD1	18:AF:6:LYS:H	1.64	0.43
49:BQ:60:ARG:CD	67:B1:1602:C:C5'	2.96	0.43
18:AF:92:ARG:O	18:AF:179:GLY:HA3	2.18	0.43
20:B4:3:LYS:HG2	20:B4:4:PRO:HD2	1.99	0.43
3:AI:92:ARG:HH21	21:A2:518:U:H4'	1.82	0.43
67:B1:2451:G:C5	67:B1:2452:C:C5	3.06	0.43
21:A2:641:A:C2	21:A2:654:U:O2	2.71	0.43
21:A2:388:G:H2'	21:A2:389:G:C8	2.53	0.43
67:B1:2957:G:C6	67:B1:2959:A:C2	3.06	0.43
49:BQ:123:LEU:HD21	49:BQ:142:LEU:HD13	2.00	0.43
2:AK:50:ILE:HG13	25:AH:13:HIS:CG	2.53	0.43
56:BH:1:MET:HG2	67:B1:1233:U:H1'	2.00	0.43
56:BH:1:MET:CG	67:B1:1233:U:H1'	2.48	0.43

*Continued on next page...*

*Continued from previous page...*

Atom-1	Atom-2	Interatomic distance (Å)	Clash overlap (Å)
21:A2:1311:C:O2'	25:AH:95:SER:CB	2.67	0.43
67:B1:1203:C:C4	67:B1:1204:U:N3	2.86	0.43
31:BY:123:ARG:NE	67:B1:1132:U:C4'	2.74	0.43
21:A2:1491:C:C5	21:A2:1492:U:C5	3.06	0.43
2:AK:43:PHE:CD2	25:AH:12:PRO:CG	3.01	0.43
50:BV:40:TYR:HD2	50:BV:45:ARG:HD3	1.84	0.43
52:BB:97:LEU:HD21	52:BB:159:ILE:CD1	2.48	0.43
67:B1:85:G:H2'	67:B1:86:G:H8	1.82	0.43
18:AF:47:PRO:HB3	18:AF:115:ASN:CG	2.39	0.43
18:AF:190:GLU:HG2	18:AF:192:ARG:H	1.83	0.43
68:B3:74:U:H1'	68:B3:76:U:C6	2.53	0.43
31:BY:8:ARG:CB	31:BY:28:LEU:HD22	2.49	0.43
33:BC:334:ARG:HD3	33:BC:334:ARG:HH11	1.69	0.43
21:A2:12:U:H2'	21:A2:13:C:C6	2.53	0.43
8:AR:30:HIS:CD2	21:A2:182:A:N1	2.86	0.43
21:A2:31:U:H2'	21:A2:32:A:O4'	2.17	0.43
53:BD:140:LEU:HD12	28:B6:81:ILE:HD11	1.99	0.43
31:BY:52:ASP:O	31:BY:140:LEU:HD13	2.17	0.43
12:AN:77:LEU:HA	12:AN:77:LEU:HD23	1.82	0.43
21:A2:340:A:C8	21:A2:340:A:C2'	3.01	0.43
67:B1:1233:U:O2	67:B1:1235:A:C8	2.72	0.43
35:BL:47:TRP:CZ2	67:B1:968:A:N3	2.84	0.43
2:AK:39:GLU:OE2	25:AH:5:LEU:HD12	2.11	0.43
18:AF:71:THR:HB	21:A2:1032:A:H4'	1.99	0.43
13:AX:61:GLU:HG3	14:AM:107:ARG:CB	2.48	0.43
52:BB:69:LYS:CD	67:B1:1304:G:P	121.31	0.43
49:BQ:6:MET:SD	49:BQ:9:ARG:HB2	2.58	0.43
25:AH:3:LYS:HE2	30:AU:144:ILE:CA	2.19	0.43
21:A2:804:U:H2'	21:A2:805:C:H6	1.83	0.43
18:AF:163:LEU:CD1	18:AF:184:TRP:CE2	3.01	0.43
21:A2:442:C:OP1	28:AV:60:PHE:C	2.56	0.43
4:AG:64:ARG:CD	4:AG:122:LYS:HG2	2.48	0.43
34:B5:3:ALA:O	57:BZ:29:THR:C	2.56	0.43
56:BH:88:GLY:HA2	67:B1:1203:C:H4'	2.01	0.43
35:BL:6:LYS:CA	67:B1:947:C:N4	2.60	0.43
35:BL:26:ARG:HD2	67:B1:941:C:C5	2.47	0.43
18:AF:36:GLU:HA	18:AF:39:ARG:HE	1.83	0.43
21:A2:348:C:H4'	21:A2:350:G:OP1	2.18	0.43
15:AE:209:TRP:CD2	15:AE:210:PRO:HD3	2.53	0.43
21:A2:431:U:H3'	21:A2:432:G:C8	2.53	0.43
67:B1:2417:G:C5	67:B1:2418:G:C8	3.07	0.43

*Continued on next page...*

*Continued from previous page...*

Atom-1	Atom-2	Interatomic distance (Å)	Clash overlap (Å)
53:BD:143:ILE:HD11	53:BD:244:VAL:HA	2.00	0.43
21:A2:823:A:H2'	21:A2:824:G:C8	2.53	0.43
46:BA:121:LEU:HB3	46:BA:125:LEU:HD12	2.01	0.43
21:A2:901:G:H5'	25:AH:76:GLY:HA2	2.00	0.43
25:AH:85:PHE:CE2	30:AU:88:GLU:HG3	2.54	0.43
4:AG:102:ARG:HD3	21:A2:318:C:O4'	2.17	0.43
18:AF:163:LEU:CD1	18:AF:184:TRP:CZ2	2.95	0.43
21:A2:1217:C:N1	21:A2:1217:C:O4'	2.41	0.43
34:B5:11:VAL:HG22	34:B5:12:VAL:H	1.83	0.43
21:A2:787:U:H2'	21:A2:788:C:C6	2.53	0.43
18:AF:71:THR:CB	21:A2:1032:A:O3'	2.67	0.43
48:BR:10:ARG:NH2	67:B1:2377:C:H5	2.16	0.43
56:BH:107:ALA:HB1	56:BH:122:ALA:CB	2.48	0.43
6:AC:4:GLU:CG	29:AL:45:ILE:HG21	2.49	0.43
10:AD:16:HIS:HE1	21:A2:460:C:H2'	1.84	0.43
67:B1:160:C:H2'	67:B1:161:C:H6	1.84	0.43
67:B1:585:G:C6	67:B1:586:A:C5	3.06	0.43
67:B1:237:G:H3'	67:B1:238:C:C5'	2.49	0.43
25:AH:90:HIS:CB	25:AH:92:SER:H	2.19	0.43
25:AH:80:LYS:HZ1	25:AH:95:SER:HB3	1.83	0.43
4:AG:78:ILE:HG23	21:A2:1414:G:H4'	2.00	0.43
20:BG:37:ASN:HA	59:BM:3:MET:CB	2.47	0.43
25:AH:101:TYR:C	25:AH:101:TYR:CD2	2.91	0.43
13:AX:20:THR:HG1	21:A2:1341:C:C4'	2.30	0.43
3:AI:76:LYS:CG	21:A2:836:G:OP1	2.67	0.43
12:AN:48:PRO:HD2	21:A2:359:A:N6	2.33	0.43
35:BL:28:GLY:N	67:B1:939:A:OP1	2.41	0.43
67:B1:931:C:H2'	67:B1:932:C:C6	2.54	0.43
65:BJ:38:ILE:HG23	65:BJ:64:ALA:HB1	2.00	0.43
21:A2:615:G:C6	21:A2:698:A:N1	2.87	0.43
33:BC:52:LEU:HD11	50:BV:16:PRO:HB2	2.00	0.43
21:A2:976:A:H5'	21:A2:976:A:H8	1.84	0.43
31:BY:7:ILE:HD12	31:BY:34:CYS:HB2	2.00	0.43
15:AE:78:ARG:HD2	15:AE:83:PHE:CZ	2.54	0.43
21:A2:424:U:C4	21:A2:425:C:C2	3.06	0.43
67:B1:523:C:H42	67:B1:535:G:H1	1.65	0.43
67:B1:421:C:C2	67:B1:435:G:N2	2.86	0.43
67:B1:729:A:H2'	67:B1:730:C:H5'	2.00	0.43
18:AF:201:VAL:CG1	18:AF:202:PHE:N	2.82	0.43
35:BL:44:LYS:HD3	67:B1:961:C:H4'	2.01	0.43
53:BD:48:ARG:HB2	67:B1:1669:A:P	91.46	0.43

*Continued on next page...*

*Continued from previous page...*

Atom-1	Atom-2	Interatomic distance (Å)	Clash overlap (Å)
35:BL:132:LYS:HZ3	67:B1:733:A:H5''	1.82	0.43
21:A2:1255:C:C6	21:A2:1255:C:O4'	2.71	0.43
50:BV:27:GLY:HA2	65:BJ:121:PRO:CG	2.42	0.43
34:B5:31:ASN:HD22	57:BZ:25:ARG:HH11	1.65	0.43
4:AG:18:GLN:OE1	21:A2:141:C:O3'	2.36	0.43
67:B1:2036:A:C2	67:B1:2043:A:C6	3.07	0.43
21:A2:1228:A:C6	21:A2:1229:A:C6	3.07	0.43
25:AH:55:HIS:H	25:AH:55:HIS:CD2	2.36	0.43
21:A2:1279:A:H5'	21:A2:1280:C:OP1	2.19	0.43
21:A2:1196:A:OP2	25:AH:88:ARG:HG2	2.18	0.43
56:BH:128:GLY:O	67:B1:1227:A:N6	2.52	0.43
35:BL:131:PRO:CG	67:B1:732:G:OP1	2.66	0.43
18:AF:53:LEU:CD1	18:AF:54:LEU:CD2	2.95	0.43
67:B1:955:A:H1'	67:B1:1080:G:N2	2.34	0.43
18:AF:83:PHE:O	18:AF:102:HIS:HA	2.19	0.43
26:AP:41:HIS:N	26:AP:41:HIS:CD2	2.85	0.43
18:AF:167:ILE:CG2	18:AF:172:LYS:HA	2.49	0.43
21:A2:1265:G:H22	21:A2:1291:G:H2'	1.84	0.43
67:B1:1929:C:H2'	67:B1:1930:A:C4	2.54	0.43
21:A2:1200:U:C4	25:AH:91:ARG:HA	2.50	0.43
4:AG:87:LEU:HD13	21:A2:1395:G:O3'	2.19	0.43
34:B5:50:ILE:HG21	57:BZ:28:LYS:NZ	2.26	0.43
67:B1:745:C:C6	67:B1:745:C:O4'	2.71	0.43
13:AX:61:GLU:CG	14:AM:107:ARG:HD3	2.32	0.43
21:A2:133:G:N2	21:A2:159:C:O2	2.52	0.43
56:BH:107:ALA:HB1	56:BH:122:ALA:HB1	2.01	0.43
6:AC:8:ILE:HG23	29:AL:66:LEU:HD11	2.01	0.43
49:BQ:95:TRP:HA	49:BQ:98:THR:OG1	2.19	0.43
18:AF:167:ILE:CG1	18:AF:168:GLY:N	2.82	0.43
67:B1:1898:A:H2'	67:B1:1899:C:C6	2.54	0.43
15:AE:242:LEU:HA	15:AE:242:LEU:HD22	1.95	0.43
21:A2:406:U:H2'	21:A2:407:G:N7	2.34	0.43
49:BQ:1:MET:HG2	49:BQ:2:ASN:H	1.84	0.43
20:BG:60:GLU:OE2	59:BM:22:LEU:HD22	2.19	0.43
67:B1:1592:U:N1	67:B1:1592:U:O4'	2.41	0.43
21:A2:556:G:N2	21:A2:590:G:C4	2.87	0.43
21:A2:459:G:C5	21:A2:460:C:C6	3.06	0.43
50:BV:14:PHE:CZ	65:BJ:95:MET:HE2	2.53	0.43
18:AF:75:THR:CG2	18:AF:76:ASP:N	2.82	0.43
34:BK:11:VAL:HG22	34:BK:12:VAL:H	1.83	0.43
62:BN:59:GLN:HA	62:BN:62:LEU:HD12	2.01	0.43

*Continued on next page...*

*Continued from previous page...*

Atom-1	Atom-2	Interatomic distance (Å)	Clash overlap (Å)
67:B1:1271:G:C6	67:B1:1272:A:C2	3.07	0.43
67:B1:2212:C:H2'	67:B1:2213:G:H8	1.84	0.43
67:B1:1428:G:C6	67:B1:1472:U:C5	3.06	0.43
6:AC:66:THR:HG23	6:AC:78:PRO:HG2	2.01	0.43
13:AX:71:ARG:NH1	21:A2:1041:C:P	2.89	0.42
21:A2:362:C:C6	21:A2:391:G:N2	2.87	0.42
35:BL:114:GLY:HA3	67:B1:733:A:OP1	2.19	0.42
67:B1:366:G:C2'	67:B1:367:G:H5'	2.49	0.42
21:A2:407:G:H3'	21:A2:407:G:C8	2.54	0.42
67:B1:954:A:C4	67:B1:1332:A:C2	3.07	0.42
67:B1:2630:C:H2'	67:B1:2631:C:C6	2.54	0.42
20:B4:43:VAL:HG23	20:B4:75:ILE:HG21	2.01	0.42
21:A2:1070:C:H2'	21:A2:1071:C:C6	2.53	0.42
67:B1:2145:G:H4'	67:B1:2732:U:H5''	2.00	0.42
3:AI:44:TYR:CG	3:AI:101:ILE:HD11	2.54	0.42
50:BV:55:ALA:O	50:BV:58:GLU:HB3	2.19	0.42
67:B1:2209:U:H2'	67:B1:2210:G:C8	2.53	0.42
67:B1:2129:G:C8	67:B1:2130:C:C5	3.07	0.42
56:BH:19:PRO:HB2	56:BH:20:PRO:HD3	2.00	0.42
59:BM:194:LYS:HE2	67:B1:423:G:H21	1.84	0.42
67:B1:1569:A:C5'	67:B1:1570:C:OP2	2.66	0.42
31:BY:126:PHE:CD1	67:B1:1134:A:C4'	2.85	0.42
67:B1:1465:A:C8	67:B1:1466:U:C5	3.07	0.42
35:BL:6:LYS:CG	67:B1:947:C:N4	2.82	0.42
67:B1:686:C:H42	67:B1:795:G:H1	1.66	0.42
35:BL:24:LYS:NZ	67:B1:1080:G:C3'	2.82	0.42
20:BG:59:PRO:HD3	59:BM:42:PRO:O	2.18	0.42
56:BH:60:VAL:CG1	56:BH:61:THR:H	2.29	0.42
25:AH:51:HIS:CE1	25:AH:61:VAL:HG22	2.54	0.42
67:B1:1782:C:H1'	67:B1:1791:A:C8	2.54	0.42
67:B1:832:A:H5'	67:B1:1791:A:C6	2.53	0.42
67:B1:2630:C:H2'	67:B1:2631:C:H6	1.84	0.42
37:BU:73:ARG:O	37:BU:74:TYR:HB2	2.19	0.42
67:B1:833:G:O6	67:B1:866:G:C2	2.72	0.42
1:AQ:47:THR:HA	1:AQ:50:ILE:HD12	2.01	0.42
67:B1:2443:G:C6	67:B1:2444:G:C5	3.07	0.42
21:A2:998:A:H61	21:A2:1173:A:H61	1.67	0.42
12:AN:123:ARG:NH1	21:A2:868:C:OP1	2.51	0.42
3:AI:53:ILE:HG21	5:AW:6:ILE:HD13	2.01	0.42
40:BE:37:SER:HA	40:BE:42:THR:HB	2.01	0.42
35:BL:44:LYS:CG	35:BL:47:TRP:CE3	3.02	0.42

*Continued on next page...*

*Continued from previous page...*

Atom-1	Atom-2	Interatomic distance (Å)	Clash overlap (Å)
50:BV:22:TYR:HA	65:BJ:98:LYS:HB3	2.01	0.42
20:BG:43:VAL:HG22	20:BG:73:LYS:HG3	2.02	0.42
56:BH:58:ASP:O	56:BH:60:VAL:HG23	2.18	0.42
21:A2:617:A:C6	21:A2:697:A:C2	3.07	0.42
31:BY:24:ALA:HA	31:BY:29:HIS:CD2	2.54	0.42
68:B3:54:A:C2	68:B3:55:G:N7	2.87	0.42
67:B1:870:G:O6	67:B1:896:G:C2	2.71	0.42
67:B1:25:U:C4	67:B1:26:G:C6	3.08	0.42
56:BH:1:MET:CB	67:B1:1233:U:H1'	2.49	0.42
25:AH:76:GLY:H	25:AH:94:ASN:CG	2.22	0.42
4:AG:78:ILE:HG23	21:A2:1414:G:C4'	2.49	0.42
67:B1:1198:G:H2'	67:B1:1199:U:C5	2.55	0.42
21:A2:409:C:O4'	21:A2:409:C:C6	2.72	0.42
18:AF:84:ARG:HH12	21:A2:1031:G:C5'	2.33	0.42
18:AF:132:GLU:CG	18:AF:133:CYS:N	2.81	0.42
21:A2:375:G:N1	21:A2:381:C:N3	2.68	0.42
35:BL:118:LEU:HD12	35:BL:137:ILE:HA	2.01	0.42
67:B1:537:U:N3	67:B1:540:A:C8	2.88	0.42
67:B1:2232:U:O2	67:B1:2303:A:H2	2.02	0.42
67:B1:121:G:H2'	67:B1:122:G:C8	2.54	0.42
25:AH:149:ALA:HB2	25:AH:215:ARG:HB2	2.00	0.42
31:BY:151:ILE:HA	31:BY:154:MET:HB2	2.00	0.42
67:B1:790:U:H2'	67:B1:791:C:C6	2.55	0.42
20:A3:15:LEU:HD12	20:A3:15:LEU:HA	1.87	0.42
2:AK:56:ILE:HA	2:AK:56:ILE:HD12	2.00	0.42
48:BR:45:ILE:HD11	48:BR:56:PRO:HA	2.02	0.42
21:A2:534:G:O6	21:A2:712:G:C8	2.72	0.42
21:A2:23:G:C5	21:A2:24:C:C5	3.08	0.42
30:AU:136:LEU:O	30:AU:140:LEU:HG	2.19	0.42
67:B1:78:C:H2'	67:B1:79:C:C6	2.54	0.42
67:B1:1665:G:C6	67:B1:1666:G:C5	3.08	0.42
18:AF:72:VAL:CG1	18:AF:73:ARG:N	2.83	0.42
31:BY:126:PHE:HZ	67:B1:1134:A:C1'	2.28	0.42
67:B1:688:G:C8	67:B1:688:G:O4'	2.73	0.42
35:BL:6:LYS:CE	67:B1:1339:C:N4	2.82	0.42
35:BL:58:LEU:O	67:B1:2510:A:C2'	2.62	0.42
13:AX:61:GLU:HG3	14:AM:107:ARG:HB3	2.01	0.42
50:BV:51:LYS:O	50:BV:57:GLN:CG	2.68	0.42
67:B1:1617:G:C6	67:B1:1618:G:C5	3.07	0.42
21:A2:1073:C:H42	21:A2:1112:G:H1	1.68	0.42
67:B1:1943:C:H2'	67:B1:1944:C:H6	1.82	0.42

*Continued on next page...*

*Continued from previous page...*

Atom-1	Atom-2	Interatomic distance (Å)	Clash overlap (Å)
56:BH:50:GLN:CD	56:BH:50:GLN:H	2.22	0.42
62:BN:86:ILE:HG23	62:BN:86:ILE:O	2.20	0.42
2:AK:13:ALA:HA	2:AK:68:GLY:HA3	2.01	0.42
21:A2:366:C:O2'	21:A2:435:A:N1	2.53	0.42
67:B1:706:U:O2	67:B1:709:A:C8	2.72	0.42
31:BY:84:TYR:O	31:BY:88:LYS:HG2	2.19	0.42
34:B5:46:ARG:HA	67:B1:1567:C:H4'	2.01	0.42
67:B1:53:A:H61	67:B1:116:G:H1'	1.84	0.42
67:B1:1203:C:C5	67:B1:1204:U:C4	3.07	0.42
67:B1:2122:G:C6	67:B1:2123:G:C6	3.07	0.42
20:BG:13:LYS:HB2	54:BF:184:PHE:CB	183.38	0.42
67:B1:412:G:O4'	67:B1:412:G:N9	2.46	0.42
35:BL:6:LYS:CG	67:B1:947:C:H42	2.33	0.42
67:B1:1673:C:H2'	67:B1:1674:G:C8	2.55	0.42
18:AF:193:THR:HG21	18:AF:196:ASN:OD1	2.19	0.42
67:B1:1948:A:C6	67:B1:1949:A:C6	3.08	0.42
33:BC:51:ILE:HD11	33:BC:359:VAL:HG22	2.02	0.42
22:AY:16:ILE:HD12	22:AY:16:ILE:HA	1.99	0.42
52:BB:70:LEU:HD23	52:BB:70:LEU:H	5.03	0.42
6:AC:3:ILE:HD11	29:AL:97:GLU:OE2	2.19	0.42
20:B4:39:THR:HG23	20:B4:51:VAL:HG11	2.01	0.42
67:B1:3031:U:H2'	67:B1:3032:C:O4'	2.19	0.42
67:B1:2921:U:H2'	67:B1:2922:G:C8	2.55	0.42
24:AA:43:VAL:HG22	24:AA:70:VAL:HG21	2.00	0.42
67:B1:2420:C:O2	67:B1:2423:G:N7	2.52	0.42
21:A2:1487:U:H2'	21:A2:1488:C:C5	2.54	0.42
65:BJ:130:TRP:CE3	65:BJ:130:TRP:HA	2.55	0.42
21:A2:1312:C:H5'	25:AH:80:LYS:HE2	2.01	0.42
2:AK:39:GLU:CG	25:AH:5:LEU:HD11	2.48	0.42
18:AF:194:THR:HG23	18:AF:195:VAL:N	2.33	0.42
67:B1:2304:C:H2'	67:B1:2305:U:C5'	2.50	0.42
20:BG:39:THR:HG23	20:BG:100:ALA:HB2	2.01	0.42
29:AL:50:ARG:HA	29:AL:61:PHE:CD1	2.55	0.42
67:B1:149:G:C6	67:B1:150:G:C5	3.07	0.42
67:B1:1348:G:N2	67:B1:1382:C:N3	2.65	0.42
21:A2:1379:G:C6	21:A2:1437:G:C5	3.08	0.42
67:B1:1977:C:C5	67:B1:2023:A:C5	3.07	0.42
10:AD:79:ARG:HE	10:AD:145:LEU:HD13	1.84	0.42
67:B1:2574:G:C5	67:B1:2575:U:C5	3.08	0.42
67:B1:1577:C:C5	67:B1:1734:G:C6	3.08	0.42
56:BH:1:MET:HB3	67:B1:1233:U:H1'	2.02	0.42

*Continued on next page...*



*Continued from previous page...*

Atom-1	Atom-2	Interatomic distance (Å)	Clash overlap (Å)
25:AH:87:ARG:C	25:AH:88:ARG:CG	2.88	0.42
20:BG:37:ASN:HA	59:BM:3:MET:SD	2.59	0.42
21:A2:1334:A:C1'	25:AH:69:ASN:OD1	2.68	0.42
31:BY:125:GLY:N	67:B1:1133:U:H5'	2.35	0.42
18:AF:70:LEU:HA	18:AF:82:ARG:O	2.20	0.42
21:A2:1042:U:H1'	21:A2:1048:G:N2	2.35	0.42
29:AL:45:ILE:HD12	29:AL:66:LEU:HB3	2.02	0.42
18:AF:40:ARG:CB	18:AF:42:TYR:CD1	3.00	0.42
50:BV:48:ARG:HA	50:BV:56:TYR:CG	2.55	0.42
14:AM:14:TRP:HE1	14:AM:80:HIS:CG	2.37	0.42
67:B1:2263:G:H2'	67:B1:2263:G:N3	2.35	0.42
53:BD:162:LYS:HA	53:BD:167:TRP:HB2	2.02	0.42
21:A2:1287:G:H2'	21:A2:1288:C:C6	2.54	0.42
46:BA:116:LYS:HA	46:BA:119:ARG:HH21	1.85	0.42
34:B5:44:LYS:H	34:B5:46:ARG:NH1	2.17	0.42
21:A2:1312:C:OP1	25:AH:79:TYR:HA	2.20	0.42
18:AF:139:HIS:CD2	18:AF:161:ARG:HG2	2.55	0.42
25:AH:65:GLU:HG2	25:AH:97:LYS:HZ2	1.85	0.42
35:BL:113:LEU:HD21	67:B1:732:G:C5	2.54	0.42
35:BL:11:LEU:HB2	67:B1:948:C:OP2	2.19	0.42
11:A1:15:G:H5"	11:A1:16:C:OP2	2.19	0.42
67:B1:1463:C:N4	67:B1:1473:C:C5	2.88	0.42
50:BV:43:MET:CE	67:B1:1893:C:C6	3.03	0.42
18:AF:149:GLU:OE1	18:AF:149:GLU:HA	2.19	0.42
67:B1:407:A:H2'	67:B1:408:C:H5"	2.02	0.42
21:A2:1117:A:H4'	21:A2:1118:C:O5'	2.20	0.42
47:BI:125:ARG:NE	67:B1:1280:C:H41	2.18	0.42
21:A2:104:A:N7	21:A2:235:G:N2	2.68	0.42
21:A2:1311:C:H4'	25:AH:95:SER:OG	2.20	0.42
25:AH:21:TRP:CH2	25:AH:108:PHE:HB3	2.54	0.42
18:AF:13:LEU:O	18:AF:27:LYS:NZ	2.50	0.42
67:B1:31:G:O6	67:B1:513:C:N4	2.53	0.42
67:B1:1155:A:C2	67:B1:1261:C:H4'	2.54	0.42
3:AI:53:ILE:N	3:AI:53:ILE:HD12	2.35	0.42
37:BU:62:HIS:NE2	37:BU:80:GLY:HA3	2.35	0.42
67:B1:1894:A:H2'	67:B1:1895:G:H5'	2.01	0.42
67:B1:2963:G:H2'	67:B1:2964:A:H5'	2.01	0.42
21:A2:1458:A:O2'	21:A2:1458:A:C1'	2.55	0.41
56:BH:17:PRO:O	56:BH:21:LEU:HB2	2.20	0.41
21:A2:1312:C:H5"	25:AH:80:LYS:CB	2.50	0.41
18:AF:145:VAL:CG2	18:AF:146:GLU:N	2.83	0.41

*Continued on next page...*

*Continued from previous page...*

Atom-1	Atom-2	Interatomic distance (Å)	Clash overlap (Å)
35:BL:44:LYS:HB2	67:B1:967:G:H21	1.83	0.41
35:BL:11:LEU:N	67:B1:948:C:OP2	2.52	0.41
18:AF:71:THR:HG21	21:A2:1032:A:C4'	2.50	0.41
18:AF:34:ILE:CG2	18:AF:35:HIS:N	2.82	0.41
50:BV:50:LEU:HA	50:BV:51:LYS:HE2	2.01	0.41
49:BQ:81:ARG:NH2	67:B1:1885:G:P	2.90	0.41
67:B1:1457:C:H42	67:B1:1481:G:H1	1.67	0.41
58:BP:47:VAL:HG21	58:BP:64:VAL:CG1	2.50	0.41
1:AQ:63:VAL:H	1:AQ:63:VAL:HG23	1.58	0.41
21:A2:22:G:C6	21:A2:23:G:C5	3.08	0.41
33:BC:87:ARG:HH11	33:BC:96:ALA:HA	1.84	0.41
50:BV:36:LYS:HE2	50:BV:52:TRP:CZ2	2.54	0.41
21:A2:528:G:H21	21:A2:529:C:H5	1.67	0.41
67:B1:1991:G:N7	67:B1:2012:G:C5	2.88	0.41
62:BN:18:THR:HB	62:BN:92:GLN:HA	2.02	0.41
21:A2:1311:C:O2'	25:AH:95:SER:HB3	2.20	0.41
25:AH:87:ARG:NE	25:AH:90:HIS:CD2	2.88	0.41
10:AD:56:ARG:CD	18:AF:160:PRO:HG2	2.49	0.41
35:BL:11:LEU:O	35:BL:12:ARG:C	2.58	0.41
18:AF:85:VAL:CG1	18:AF:86:LEU:N	2.83	0.41
18:AF:126:ARG:HB3	18:AF:138:PRO:HB2	2.02	0.41
35:BL:62:GLY:N	67:B1:2533:G:O3'	2.53	0.41
18:AF:1:MET:C	18:AF:57:VAL:HG22	2.40	0.41
67:B1:1506:U:O2'	67:B1:1947:A:C2	2.66	0.41
67:B1:2190:A:N6	67:B1:2558:U:H3	2.14	0.41
67:B1:2962:A:C6	67:B1:2963:G:C8	3.09	0.41
67:B1:934:G:C6	67:B1:935:A:C6	3.07	0.41
67:B1:1128:G:H1	67:B1:1300:C:H42	1.68	0.41
67:B1:1575:G:C8	67:B1:1575:G:C2'	3.02	0.41
35:BL:6:LYS:HG3	67:B1:947:C:H42	1.85	0.41
25:AH:8:ARG:O	25:AH:12:PRO:HD3	2.21	0.41
67:B1:30:G:H2'	67:B1:31:G:H8	1.82	0.41
21:A2:976:A:H3'	21:A2:976:A:C8	2.55	0.41
67:B1:2107:G:C6	67:B1:2108:U:C4	3.08	0.41
21:A2:537:G:C6	21:A2:538:C:C4	3.08	0.41
21:A2:1379:G:O6	21:A2:1437:G:C6	2.73	0.41
20:B4:3:LYS:H	20:B4:7:VAL:HG23	1.85	0.41
67:B1:1929:C:H2'	67:B1:1930:A:C5	2.54	0.41
48:BR:55:ASP:HA	48:BR:56:PRO:HD2	1.90	0.41
2:AK:37:GLU:HB2	2:AK:38:PRO:HD3	2.02	0.41
67:B1:858:G:C6	67:B1:859:G:N1	2.88	0.41

*Continued on next page...*

*Continued from previous page...*

Atom-1	Atom-2	Interatomic distance (Å)	Clash overlap (Å)
67:B1:173:G:H2'	67:B1:174:C:C6	2.55	0.41
15:AE:12:ARG:HH21	15:AE:26:TYR:HB2	1.85	0.41
29:AL:51:LYS:HB2	29:AL:60:THR:O	2.21	0.41
4:AG:103:ARG:HH11	21:A2:329:G:C4'	2.06	0.41
4:AG:34:ILE:HG21	4:AG:76:PRO:HB3	2.02	0.41
67:B1:817:G:O4'	67:B1:817:G:N9	2.41	0.41
35:BL:9:ARG:O	35:BL:10:LYS:C	2.55	0.41
46:BA:41:ARG:O	67:B1:3029:A:H4'	158.76	0.41
67:B1:1592:U:O4	67:B1:1714:G:O6	2.38	0.41
21:A2:1490:C:C2	21:A2:1491:C:C6	3.09	0.41
18:AF:5:TRP:HB3	18:AF:57:VAL:CG2	2.51	0.41
13:AX:61:GLU:HB3	14:AM:61:MET:HE1	2.01	0.41
67:B1:1969:C:N4	67:B1:2099:G:H1	2.17	0.41
48:BR:85:THR:CG2	67:B1:2467:C:H4'	2.50	0.41
18:AF:187:THR:HG23	18:AF:187:THR:O	2.20	0.41
46:BA:135:VAL:HB	46:BA:136:PRO:CD	2.50	0.41
67:B1:1215:C:H2'	67:B1:1216:A:H8	1.85	0.41
67:B1:2056:A:C2	67:B1:2093:A:C2	3.09	0.41
67:B1:12:C:H4'	67:B1:13:U:OP2	2.20	0.41
67:B1:822:A:C6	67:B1:823:G:C6	3.08	0.41
2:AK:50:ILE:HD11	25:AH:13:HIS:ND1	2.12	0.41
35:BL:41:LYS:HB3	35:BL:43:ASN:O	2.21	0.41
35:BL:44:LYS:CB	35:BL:47:TRP:CE3	3.04	0.41
50:BV:20:LYS:HD3	65:BJ:96:ARG:HB2	2.02	0.41
56:BH:133:MET:HB3	56:BH:133:MET:HE3	1.76	0.41
12:AN:111:PRO:HD3	21:A2:507:G:P	2.52	0.41
21:A2:788:C:H2'	21:A2:789:G:H8	1.85	0.41
18:AF:84:ARG:HH12	21:A2:1031:G:H3'	1.83	0.41
21:A2:147:A:C5	21:A2:148:C:H1'	2.56	0.41
67:B1:366:G:C8	67:B1:366:G:O4'	2.73	0.41
21:A2:1489:A:C5	21:A2:1490:C:C6	3.08	0.41
21:A2:1251:C:OP1	25:AH:99:LYS:CD	2.68	0.41
21:A2:1444:G:C2'	21:A2:1445:A:H5''	2.49	0.41
37:BU:44:LEU:HD12	37:BU:45:PRO:CD	2.51	0.41
49:BQ:123:LEU:CD1	49:BQ:142:LEU:HD22	2.50	0.41
34:B5:34:LEU:HA	34:B5:47:ARG:HA	2.01	0.41
21:A2:1196:A:OP1	25:AH:88:ARG:NE	2.52	0.41
65:BJ:52:ARG:NH1	67:B1:2548:A:N1	86.94	0.41
18:AF:96:VAL:CG2	18:AF:97:GLY:N	2.83	0.41
3:AI:4:LEU:CD1	21:A2:540:G:C5'	2.75	0.41
3:AI:99:PHE:CZ	18:AF:213:ILE:HG13	2.55	0.41

*Continued on next page...*

*Continued from previous page...*

Atom-1	Atom-2	Interatomic distance (Å)	Clash overlap (Å)
21:A2:1190:C:O4'	21:A2:1190:C:C6	2.74	0.41
67:B1:1229:U:N1	67:B1:1229:U:O4'	2.43	0.41
35:BL:24:LYS:NZ	67:B1:1080:G:H4'	2.34	0.41
35:BL:25:HIS:CG	67:B1:804:C:N4	2.89	0.41
21:A2:1228:A:C2	21:A2:1229:A:C2	3.08	0.41
68:B3:45:C:C2'	68:B3:46:G:H5'	2.50	0.41
20:BG:38:GLU:HA	20:BG:41:LYS:HD2	2.01	0.41
68:B3:118:G:N2	68:B3:126:C:H42	2.18	0.41
21:A2:1276:G:C8	21:A2:1278:A:OP2	2.73	0.41
52:BB:9:ARG:HH22	67:B1:917:A:H61	1.68	0.41
25:AH:15:ILE:HD13	25:AH:42:ARG:NH1	2.36	0.41
25:AH:80:LYS:CA	25:AH:86:MET:H	2.34	0.41
21:A2:779:G:H2'	21:A2:780:C:C6	2.56	0.41
4:AG:78:ILE:HG12	21:A2:1413:G:O2'	2.21	0.41
18:AF:161:ARG:HH11	18:AF:161:ARG:HD3	1.73	0.41
56:BH:70:VAL:HA	56:BH:72:PRO:HD3	2.02	0.41
20:BG:40:THR:HG21	59:BM:3:MET:CA	2.43	0.41
35:BL:48:THR:HG23	67:B1:968:A:O2'	2.21	0.41
21:A2:1307:G:N1	25:AH:48:HIS:CE1	2.64	0.41
21:A2:1329:C:H2'	21:A2:1330:G:C8	2.56	0.41
3:AI:76:LYS:CG	21:A2:836:G:P	3.07	0.41
21:A2:72:C:O2	21:A2:72:C:H2'	2.21	0.41
12:AN:63:LYS:HG3	12:AN:64:GLN:H	1.85	0.41
1:AQ:15:LYS:HB2	3:AI:57:ARG:HH11	1.82	0.41
13:AX:61:GLU:HG3	14:AM:107:ARG:CG	2.50	0.41
12:AN:108:ILE:HA	21:A2:505:U:H4'	2.02	0.41
31:BY:114:LYS:CE	67:B1:1325:A:N6	2.74	0.41
9:A9:15:UNK:CB	18:AF:122:ILE:HD12	2.51	0.41
28:AV:33:ARG:HD3	28:AV:56:ILE:HB	2.01	0.41
21:A2:530:G:H1'	21:A2:770:A:H2'	2.03	0.41
67:B1:979:G:H1	67:B1:1072:U:H3	1.68	0.41
67:B1:2811:U:H2'	67:B1:2812:U:H6	1.85	0.41
60:BS:116:HIS:HB3	60:BS:149:VAL:HG13	2.03	0.41
67:B1:1707:A:C6	67:B1:1783:U:C4	3.09	0.41
3:AI:28:LYS:HZ1	21:A2:780:C:H5''	1.86	0.41
26:AP:56:GLU:OXT	29:AL:63:ARG:NH1	2.54	0.41
67:B1:1273:C:C6	67:B1:1273:C:O4'	2.74	0.41
31:BY:30:ARG:NH2	67:B1:1297:C:OP2	2.54	0.41
67:B1:2471:A:C6	67:B1:2476:A:H2'	2.56	0.41
67:B1:1029:C:C5	67:B1:1030:C:C5	3.09	0.41
67:B1:43:G:C6	67:B1:44:C:C2	3.09	0.41

*Continued on next page...*

*Continued from previous page...*

Atom-1	Atom-2	Interatomic distance (Å)	Clash overlap (Å)
67:B1:688:G:N9	67:B1:688:G:O4'	2.43	0.41
35:BL:7:LYS:HA	35:BL:9:ARG:NH1	2.36	0.41
57:BZ:79:VAL:HG12	57:BZ:80:VAL:H	1.85	0.41
18:AF:81:VAL:HG13	18:AF:81:VAL:O	2.20	0.41
11:A1:7:G:O6	11:A1:50:G:C6	2.73	0.41
67:B1:1639:G:O6	67:B1:1663:C:N3	2.54	0.41
16:AJ:19:LEU:HA	16:AJ:19:LEU:HD12	1.98	0.41
18:AF:46:GLU:HB2	18:AF:49:ILE:CD1	2.51	0.41
56:BH:18:GLY:HA3	56:BH:19:PRO:HD2	1.64	0.41
3:AI:97:PHE:CD1	18:AF:131:TRP:CD1	3.09	0.41
10:AD:93:LEU:O	18:AF:162:GLY:HA3	2.21	0.41
35:BL:47:TRP:HZ3	67:B1:967:G:H21	1.68	0.41
67:B1:1277:G:H21	67:B1:1282:A:H2	1.67	0.41
20:BG:6:TYR:CZ	20:BG:63:VAL:HG12	2.55	0.41
27:A0:41:C:O4'	27:A0:41:C:C6	2.73	0.41
67:B1:1712:U:H2'	67:B1:1713:G:OP2	2.20	0.41
21:A2:1493:C:H3'	21:A2:1494:C:C6	2.56	0.41
67:B1:1473:C:O4'	67:B1:1473:C:C6	2.74	0.41
67:B1:2463:G:C6	67:B1:2464:G:C6	3.09	0.41
8:AR:63:TYR:C	12:AN:10:GLU:O	2.59	0.41
18:AF:140:SER:HB3	18:AF:141:VAL:H	1.60	0.41
21:A2:6:G:C6	21:A2:19:G:C6	3.09	0.41
67:B1:2194:A:H2'	67:B1:2195:G:H8	1.85	0.41
49:BQ:115:ILE:HB	49:BQ:120:TYR:CZ	2.56	0.41
67:B1:691:G:H1	67:B1:790:U:H3	1.69	0.41
24:AA:24:PRO:HA	24:AA:27:PHE:O	2.20	0.41
67:B1:1025:A:H4'	67:B1:1026:A:C8	2.56	0.41
67:B1:522:A:H61	67:B1:536:G:H1'	1.85	0.41
16:AJ:4:TRP:HE1	16:AJ:29:GLY:HA3	1.86	0.41
67:B1:2846:A:H2'	67:B1:2847:G:O4'	2.21	0.41
35:BL:42:ARG:HG2	67:B1:2546:G:C8	2.56	0.41
14:AM:123:HIS:HA	21:A2:672:G:C8	2.55	0.41
67:B1:680:U:H2'	67:B1:681:C:C6	2.56	0.41
67:B1:257:G:C6	67:B1:258:C:C5	3.09	0.41
10:AD:116:ARG:HE	10:AD:170:MET:HB3	1.86	0.41
60:BS:91:ILE:HD12	60:BS:91:ILE:HA	1.99	0.41
62:BN:19:ARG:NH1	67:B1:1045:A:C2	2.89	0.41
4:AG:34:ILE:HD13	4:AG:76:PRO:HB3	2.03	0.41
21:A2:434:A:C2	28:AV:84:GLU:CD	2.93	0.41
67:B1:1222:U:O2	67:B1:1225:A:C6	2.74	0.41
67:B1:1202:G:H1	67:B1:1214:C:H42	1.69	0.41

*Continued on next page...*

*Continued from previous page...*

Atom-1	Atom-2	Interatomic distance (Å)	Clash overlap (Å)
25:AH:45:PRO:HG2	25:AH:101:TYR:CD1	2.56	0.41
20:BG:2:ALA:O	20:BG:3:LYS:O	2.39	0.41
49:BQ:88:ARG:HD3	67:B1:1789:A:H5'	2.03	0.41
27:A0:11:C:O4'	27:A0:11:C:C6	2.74	0.41
21:A2:42:G:H4'	21:A2:43:A:OP2	2.21	0.41
18:AF:206:TYR:C	18:AF:206:TYR:CD1	2.94	0.41
67:B1:1827:A:H61	67:B1:1835:A:N6	2.10	0.41
67:B1:2953:U:H3	67:B1:2969:G:H1	1.67	0.41
67:B1:2036:A:C2	67:B1:2043:A:C5	3.09	0.41
67:B1:1887:A:H2'	67:B1:1888:G:H8	1.86	0.41
67:B1:1608:G:C5	67:B1:1609:G:N7	2.89	0.41
25:AH:64:VAL:HG13	25:AH:104:VAL:HG11	2.02	0.41
59:BM:41:ARG:HB3	67:B1:292:U:O2	2.21	0.41
2:AK:46:LEU:HD21	25:AH:13:HIS:CE1	2.33	0.40
67:B1:1037:C:C6	67:B1:1037:C:H2'	2.56	0.40
25:AH:179:SER:O	25:AH:182:GLU:HB2	2.22	0.40
68:B3:1:C:OP1	68:B3:117:G:C2	2.74	0.40
3:AI:2:THR:CG2	21:A2:709:G:N3	2.82	0.40
25:AH:65:GLU:HG2	25:AH:97:LYS:NZ	2.36	0.40
21:A2:1332:C:C3'	25:AH:98:VAL:HG22	2.52	0.40
67:B1:474:G:N3	67:B1:475:U:O4	2.54	0.40
21:A2:1179:C:O4'	21:A2:1179:C:N1	2.44	0.40
12:AN:110:GLY:H	21:A2:506:G:P	2.44	0.40
35:BL:6:LYS:HZ3	67:B1:1339:C:N4	2.16	0.40
35:BL:10:LYS:CE	67:B1:946:U:C2	3.05	0.40
35:BL:62:GLY:CA	67:B1:2533:G:H4'	2.46	0.40
12:AN:33:ARG:NH1	21:A2:509:C:OP2	2.55	0.40
18:AF:16:TRP:O	18:AF:27:LYS:HE2	2.21	0.40
40:BE:134:ILE:HD13	40:BE:134:ILE:HG21	1.86	0.40
33:BC:41:PHE:CG	33:BC:212:VAL:HG11	2.56	0.40
67:B1:2887:C:N4	67:B1:2888:G:C6	2.90	0.40
21:A2:896:A:H2'	21:A2:897:A:O4'	2.21	0.40
29:AL:77:ALA:HB1	29:AL:81:ALA:HB3	2.03	0.40
67:B1:907:C:H2'	67:B1:908:U:C6	2.56	0.40
21:A2:1299:A:H2'	21:A2:1300:A:O4'	2.22	0.40
48:BR:11:LYS:HE2	48:BR:11:LYS:O	2.21	0.40
40:BE:21:ARG:HB3	67:B1:115:C:O2'	157.06	0.40
67:B1:1569:A:O2'	67:B1:1569:A:C3'	2.54	0.40
67:B1:874:U:O4'	67:B1:874:U:C6	2.74	0.40
35:BL:6:LYS:HD3	67:B1:1339:C:H41	1.78	0.40
67:B1:1909:C:C6	67:B1:1909:C:O4'	2.74	0.40

*Continued on next page...*

*Continued from previous page...*

Atom-1	Atom-2	Interatomic distance (Å)	Clash overlap (Å)
18:AF:213:ILE:HG12	18:AF:214:SER:N	2.36	0.40
56:BH:114:MET:O	56:BH:115:LEU:HD12	2.20	0.40
67:B1:31:G:H1	67:B1:513:C:H42	1.68	0.40
67:B1:2902:G:C8	67:B1:2903:U:C5	3.09	0.40
21:A2:263:C:H2'	21:A2:264:C:H6	1.83	0.40
13:AX:62:ARG:HA	13:AX:62:ARG:HD3	1.91	0.40
37:BU:44:LEU:HD12	37:BU:45:PRO:HD2	2.03	0.40
67:B1:1065:C:H2'	67:B1:1066:C:C6	2.55	0.40
6:AC:32:GLY:H	6:AC:47:PHE:HB2	1.84	0.40
67:B1:1653:U:O2	67:B1:1715:G:H4'	2.21	0.40
57:BZ:70:LEU:HD22	57:BZ:81:ALA:HB3	2.03	0.40
21:A2:948:G:N2	21:A2:1177:C:C2	2.89	0.40
25:AH:87:ARG:HG2	25:AH:88:ARG:N	2.36	0.40
4:AG:99:LYS:HD3	21:A2:319:U:H2'	2.03	0.40
67:B1:2642:C:O4'	67:B1:2642:C:C6	2.74	0.40
53:BD:85:PHE:HB3	67:B1:1396:A:N6	2.35	0.40
67:B1:1242:A:H3'	67:B1:1243:C:C5'	2.51	0.40
11:A1:60:A:C6	11:A1:61:U:O2	2.74	0.40
67:B1:2520:C:C6	67:B1:2520:C:O4'	2.74	0.40
48:BR:69:ARG:HH21	48:BR:87:PHE:CB	2.33	0.40
18:AF:170:VAL:CG1	18:AF:171:GLY:N	2.83	0.40
47:BI:123:LEU:HD11	54:BF:41:TRP:O	2.21	0.40
67:B1:1954:U:C5	67:B1:1956:G:C4	3.09	0.40
67:B1:362:A:H1'	67:B1:379:U:O2	2.21	0.40
68:B3:87:G:H1'	68:B3:90:A:H61	1.86	0.40
25:AH:111:ILE:HD11	25:AH:122:VAL:HG11	2.03	0.40
67:B1:1260:C:H2'	67:B1:1261:C:H6	1.87	0.40
37:BU:46:VAL:HG23	37:BU:46:VAL:H	1.67	0.40
67:B1:1148:C:H2'	67:B1:1149:C:C6	2.57	0.40
10:AD:162:ASN:HB2	10:AD:165:HIS:CE1	2.56	0.40
67:B1:697:U:H3	67:B1:718:G:H1	1.70	0.40
33:BC:114:ARG:HH21	33:BC:117:LYS:H	1.70	0.40
21:A2:950:C:H3'	21:A2:951:G:H5''	2.03	0.40
18:AF:22:LEU:O	18:AF:26:VAL:HG23	2.22	0.40
12:AN:61:GLU:CD	12:AN:61:GLU:H	2.24	0.40
65:BJ:52:ARG:CB	67:B1:2548:A:N1	82.37	0.40
21:A2:29:G:H2'	21:A2:30:C:C6	2.57	0.40
21:A2:428:G:N1	21:A2:442:C:N4	2.49	0.40
35:BL:44:LYS:CE	35:BL:47:TRP:CG	3.02	0.40
21:A2:1252:C:H2'	21:A2:1253:G:C8	2.56	0.40
20:BG:5:SER:HG	59:BM:22:LEU:HD21	1.71	0.40

*Continued on next page...*

*Continued from previous page...*

Atom-1	Atom-2	Interatomic distance (Å)	Clash overlap (Å)
28:AV:81:ILE:O	28:AV:81:ILE:HD12	2.21	0.40
11:A1:16:C:H4'	11:A1:61:U:H1'	2.03	0.40
21:A2:438:A:H2'	21:A2:439:G:OP1	2.21	0.40
67:B1:1703:G:C6	67:B1:1704:C:C4	3.10	0.40
21:A2:537:G:H2'	21:A2:538:C:C6	2.56	0.40
21:A2:530:G:O6	21:A2:719:G:C2	2.74	0.40
48:BR:29:THR:HG21	68:B3:7:C:OP1	2.22	0.40
50:BV:48:ARG:HB3	50:BV:56:TYR:CZ	2.56	0.40
67:B1:1215:C:H2'	67:B1:1216:A:C8	2.56	0.40
52:BB:102:ILE:HD13	52:BB:102:ILE:HG21	2.24	0.40
67:B1:773:U:H2'	67:B1:774:G:C8	2.57	0.40
21:A2:547:U:C4	21:A2:548:A:C6	3.09	0.40
21:A2:194:C:O2'	21:A2:195:C:H5'	2.20	0.40
4:AG:87:LEU:HD21	4:AG:102:ARG:NE	2.37	0.40
67:B1:1198:G:H2'	67:B1:1199:U:C6	2.57	0.40
67:B1:1754:A:H2'	67:B1:1754:A:C8	2.56	0.40
46:BA:20:LYS:CG	67:B1:1811:G:C8	173.21	0.40
35:BL:44:LYS:CG	67:B1:961:C:O4'	2.40	0.40
53:BD:85:PHE:HB2	67:B1:1396:A:N6	2.37	0.40
67:B1:1306:A:C2	67:B1:1324:G:C2	3.09	0.40
67:B1:610:C:O4'	67:B1:610:C:C6	2.75	0.40
67:B1:2671:C:O4'	67:B1:2671:C:C6	2.74	0.40
35:BL:6:LYS:CE	67:B1:1339:C:H41	2.34	0.40
18:AF:71:THR:HB	21:A2:1032:A:O3'	2.21	0.40
18:AF:5:TRP:CG	18:AF:6:LYS:N	2.90	0.40
2:AK:43:PHE:CD2	25:AH:12:PRO:HG3	2.56	0.40
25:AH:16:LYS:HB3	25:AH:21:TRP:N	2.34	0.40
67:B1:84:A:C2	67:B1:102:A:C2	3.10	0.40
21:A2:541:G:C4	21:A2:707:A:C6	3.10	0.40
67:B1:1087:G:N2	67:B1:1103:C:H1'	2.37	0.40
20:B4:52:ILE:HD11	20:B4:80:VAL:CG2	2.52	0.40
21:A2:182:A:H2'	21:A2:183:A:C8	2.56	0.40
35:BL:65:ARG:HD3	35:BL:70:GLN:HG2	2.03	0.40
56:BH:39:ILE:O	56:BH:43:THR:HG22	2.22	0.40
21:A2:910:G:C6	21:A2:911:C:C4	3.10	0.40
67:B1:499:A:C2	67:B1:509:A:C4	3.10	0.40
67:B1:1281:A:N1	67:B1:1283:G:H1'	2.37	0.40
6:AC:69:LEU:CD2	6:AC:73:PHE:CE1	3.04	0.40

There are no symmetry-related clashes.



## 5.3 Torsion angles ⓘ

### 5.3.1 Protein backbone ⓘ

In the following table, the Percentiles column shows the percent Ramachandran outliers of the chain as a percentile score with respect to all PDB entries followed by that with respect to all EM entries.

The Analysed column shows the number of residues for which the backbone conformation was analysed, and the total number of residues.

Mol	Chain	Analysed	Favoured	Allowed	Outliers	Percentiles	
1	AQ	156/158 (99%)	139 (89%)	8 (5%)	9 (6%)	2	27
2	AK	133/135 (98%)	119 (90%)	12 (9%)	2 (2%)	13	57
3	AI	127/130 (98%)	121 (95%)	4 (3%)	2 (2%)	12	56
4	AG	123/125 (98%)	103 (84%)	11 (9%)	9 (7%)	1	21
5	AW	61/63 (97%)	55 (90%)	4 (7%)	2 (3%)	5	40
6	AC	184/210 (88%)	175 (95%)	6 (3%)	3 (2%)	12	56
7	AB	200/202 (99%)	177 (88%)	19 (10%)	4 (2%)	9	51
8	AR	111/113 (98%)	100 (90%)	9 (8%)	2 (2%)	11	53
10	AD	170/180 (94%)	151 (89%)	14 (8%)	5 (3%)	6	43
12	AN	143/147 (97%)	129 (90%)	8 (6%)	6 (4%)	3	34
13	AX	69/71 (97%)	59 (86%)	4 (6%)	6 (9%)	1	17
14	AM	131/137 (96%)	118 (90%)	8 (6%)	5 (4%)	4	37
15	AE	239/243 (98%)	210 (88%)	23 (10%)	6 (2%)	7	46
16	AJ	125/127 (98%)	101 (81%)	18 (14%)	6 (5%)	3	32
17	AO	146/148 (99%)	122 (84%)	15 (10%)	9 (6%)	2	26
18	AF	215/236 (91%)	191 (89%)	22 (10%)	2 (1%)	21	67
19	AS	65/67 (97%)	64 (98%)	0	1 (2%)	13	57
20	A3	121/123 (98%)	105 (87%)	8 (7%)	8 (7%)	1	24
20	B4	121/123 (98%)	113 (93%)	6 (5%)	2 (2%)	11	55
20	BG	121/123 (98%)	109 (90%)	8 (7%)	4 (3%)	5	40
22	AY	48/50 (96%)	43 (90%)	3 (6%)	2 (4%)	3	34
23	AT	109/132 (83%)	98 (90%)	9 (8%)	2 (2%)	11	53
24	AA	188/198 (95%)	170 (90%)	12 (6%)	6 (3%)	5	41
25	AH	213/215 (99%)	181 (85%)	14 (7%)	18 (8%)	1	17
26	AP	54/56 (96%)	43 (80%)	8 (15%)	3 (6%)	2	28

*Continued on next page...*

*Continued from previous page...*

Mol	Chain	Analysed	Favoured	Allowed	Outliers	Percentiles	
28	AV	97/99 (98%)	86 (89%)	6 (6%)	5 (5%)	2	30
28	B6	92/99 (93%)	84 (91%)	4 (4%)	4 (4%)	3	34
29	AL	100/102 (98%)	92 (92%)	1 (1%)	7 (7%)	1	22
30	AU	142/150 (95%)	134 (94%)	5 (4%)	3 (2%)	9	50
31	BY	153/155 (99%)	143 (94%)	5 (3%)	5 (3%)	5	40
32	BO	195/203 (96%)	164 (84%)	17 (9%)	14 (7%)	1	22
33	BC	363/365 (100%)	303 (84%)	34 (9%)	26 (7%)	1	22
34	B5	79/83 (95%)	69 (87%)	5 (6%)	5 (6%)	2	25
34	BK	79/83 (95%)	68 (86%)	6 (8%)	5 (6%)	2	25
35	BL	145/147 (99%)	128 (88%)	8 (6%)	9 (6%)	2	26
36	Bf	49/51 (96%)	37 (76%)	8 (16%)	4 (8%)	1	18
37	BU	119/121 (98%)	113 (95%)	3 (2%)	3 (2%)	7	46
38	Bb	125/130 (96%)	102 (82%)	13 (10%)	10 (8%)	1	19
39	Be	60/62 (97%)	45 (75%)	11 (18%)	4 (7%)	1	24
40	BE	184/186 (99%)	170 (92%)	8 (4%)	6 (3%)	5	40
41	Ba	88/95 (93%)	74 (84%)	7 (8%)	7 (8%)	1	19
42	BT	82/86 (95%)	78 (95%)	3 (4%)	1 (1%)	16	61
43	Bk	210/339 (62%)	187 (89%)	12 (6%)	11 (5%)	2	30
44	BW	70/72 (97%)	70 (100%)	0	0	100	100
45	Bi	76/83 (92%)	70 (92%)	6 (8%)	0	100	100
46	BA	214/216 (99%)	190 (89%)	12 (6%)	12 (6%)	2	28
47	BI	140/142 (99%)	129 (92%)	7 (5%)	4 (3%)	6	43
48	BR	93/97 (96%)	85 (91%)	6 (6%)	2 (2%)	8	49
49	BQ	148/150 (99%)	141 (95%)	4 (3%)	3 (2%)	9	51
50	BV	64/66 (97%)	63 (98%)	1 (2%)	0	100	100
51	Bj	92/94 (98%)	71 (77%)	8 (9%)	13 (14%)	0	6
52	BB	237/239 (99%)	213 (90%)	17 (7%)	7 (3%)	5	42
53	BD	253/255 (99%)	218 (86%)	21 (8%)	14 (6%)	2	29
54	BF	182/184 (99%)	169 (93%)	13 (7%)	0	100	100
55	Bh	22/24 (92%)	21 (96%)	1 (4%)	0	100	100
56	BH	132/164 (80%)	108 (82%)	14 (11%)	10 (8%)	1	20

*Continued on next page...*

*Continued from previous page...*

Mol	Chain	Analysed	Favoured	Allowed	Outliers	Percentiles	
57	BZ	97/99 (98%)	84 (87%)	7 (7%)	6 (6%)	2	26
58	BP	118/120 (98%)	102 (86%)	13 (11%)	3 (2%)	7	46
59	BM	192/194 (99%)	173 (90%)	17 (9%)	2 (1%)	19	65
60	BS	148/155 (96%)	137 (93%)	8 (5%)	3 (2%)	9	51
61	Bd	87/89 (98%)	78 (90%)	6 (7%)	3 (3%)	5	40
62	BN	166/181 (92%)	137 (82%)	20 (12%)	9 (5%)	2	29
63	Bg	43/51 (84%)	31 (72%)	3 (7%)	9 (21%)	0	3
64	Bc	85/87 (98%)	74 (87%)	7 (8%)	4 (5%)	3	32
65	BJ	130/141 (92%)	124 (95%)	4 (3%)	2 (2%)	13	57
66	Bl	75/77 (97%)	69 (92%)	4 (5%)	2 (3%)	6	45
All	All	8599/9048 (95%)	7630 (89%)	608 (7%)	361 (4%)	6	34

All (361) Ramachandran outliers are listed below:

Mol	Chain	Res	Type
1	AQ	78	ILE
2	AK	133	SER
3	AI	121	ILE
4	AG	48	ASN
4	AG	50	LEU
4	AG	56	PRO
5	AW	2	ALA
7	AB	7	VAL
8	AR	16	CYS
10	AD	163	PRO
10	AD	174	ALA
12	AN	36	ARG
12	AN	43	PRO
12	AN	44	LEU
12	AN	120	PRO
13	AX	4	ASP
14	AM	132	ARG
17	AO	20	GLN
17	AO	113	ARG
17	AO	129	GLN
18	AF	132	GLU
19	AS	6	GLN
20	A3	122	MET

*Continued on next page...*

*Continued from previous page...*

Mol	Chain	Res	Type
24	AA	193	GLU
24	AA	194	PRO
25	AH	46	HIS
25	AH	47	THR
25	AH	48	HIS
25	AH	49	GLY
25	AH	50	ARG
25	AH	78	HIS
25	AH	89	GLU
25	AH	175	ARG
28	AV	55	TYR
28	AV	95	LYS
28	AV	98	GLY
29	AL	30	THR
29	AL	91	PRO
29	AL	92	GLU
30	AU	35	VAL
30	AU	93	ALA
31	BY	110	LEU
31	BY	112	ASN
31	BY	129	SER
32	BO	56	ASP
32	BO	109	HIS
32	BO	157	LYS
32	BO	193	ILE
33	BC	110	PRO
33	BC	112	LYS
33	BC	125	TYR
33	BC	126	LYS
33	BC	138	ASN
33	BC	292	ASN
34	B5	17	ARG
34	B5	50	ILE
35	BL	9	ARG
35	BL	11	LEU
35	BL	47	TRP
35	BL	64	SER
36	Bf	37	THR
38	Bb	21	PRO
38	Bb	26	GLN
38	Bb	36	ASN
38	Bb	39	LYS

*Continued on next page...*

*Continued from previous page...*

Mol	Chain	Res	Type
38	Bb	58	PRO
38	Bb	75	HIS
38	Bb	126	LEU
38	Bb	128	PRO
39	Be	52	SER
40	BE	18	HIS
41	Ba	48	VAL
41	Ba	80	LYS
43	Bk	61	GLU
43	Bk	107	ARG
43	Bk	109	PRO
43	Bk	110	ALA
46	BA	160	ASN
47	BI	60	ASN
34	BK	17	ARG
34	BK	50	ILE
49	BQ	2	ASN
51	Bj	25	VAL
51	Bj	31	SER
51	Bj	33	LEU
51	Bj	52	ARG
51	Bj	53	PRO
51	Bj	54	LYS
51	Bj	55	PRO
51	Bj	61	PRO
52	BB	39	LYS
53	BD	75	THR
53	BD	92	THR
53	BD	101	ILE
56	BH	2	PRO
56	BH	12	GLY
56	BH	47	ALA
56	BH	60	VAL
56	BH	71	PRO
57	BZ	79	VAL
28	B6	55	TYR
62	BN	10	ARG
62	BN	19	ARG
63	Bg	34	CYS
63	Bg	36	TYR
63	Bg	44	LYS
63	Bg	45	GLU

*Continued on next page...*

*Continued from previous page...*

Mol	Chain	Res	Type
64	Bc	58	VAL
1	AQ	114	LYS
4	AG	43	LEU
4	AG	54	GLU
4	AG	102	ARG
6	AC	152	ALA
8	AR	22	PRO
10	AD	175	LYS
12	AN	90	GLY
14	AM	55	PRO
15	AE	150	VAL
15	AE	160	THR
15	AE	193	VAL
20	A3	95	ALA
20	A3	96	ALA
22	AY	5	TRP
23	AT	56	LYS
24	AA	45	ASN
25	AH	77	SER
25	AH	82	ALA
25	AH	90	HIS
25	AH	138	SER
25	AH	178	MET
25	AH	179	SER
26	AP	12	ARG
29	AL	51	LYS
29	AL	88	ILE
31	BY	73	ARG
32	BO	5	PRO
32	BO	136	GLU
32	BO	172	LEU
32	BO	179	GLU
33	BC	56	ASP
33	BC	108	ASN
33	BC	111	ALA
33	BC	173	VAL
33	BC	245	LYS
33	BC	250	ARG
33	BC	304	GLU
34	B5	69	GLU
35	BL	55	PRO
36	Bf	34	ARG

*Continued on next page...*

*Continued from previous page...*

Mol	Chain	Res	Type
39	Be	3	SER
41	Ba	81	ARG
41	Ba	86	THR
43	Bk	71	LEU
43	Bk	80	ILE
46	BA	127	PRO
47	BI	117	GLU
48	BR	38	GLY
34	BK	69	GLU
51	Bj	42	ARG
51	Bj	58	ARG
52	BB	35	TYR
20	BG	3	LYS
20	BG	4	PRO
20	BG	5	SER
53	BD	189	ARG
56	BH	5	VAL
56	BH	25	ILE
56	BH	33	LYS
57	BZ	57	ASP
57	BZ	90	GLU
28	B6	63	TYR
59	BM	82	PRO
61	Bd	57	LEU
63	Bg	5	PRO
63	Bg	9	ALA
63	Bg	42	LYS
65	BJ	33	SER
1	AQ	7	ARG
1	AQ	71	ASN
1	AQ	72	PRO
3	AI	112	SER
6	AC	31	GLY
6	AC	58	GLY
7	AB	23	GLN
10	AD	84	PRO
13	AX	19	GLY
13	AX	35	ARG
13	AX	62	ARG
16	AJ	4	TRP
16	AJ	82	GLU
16	AJ	105	ILE

*Continued on next page...*

*Continued from previous page...*

Mol	Chain	Res	Type
17	AO	83	LYS
17	AO	137	ARG
18	AF	165	LEU
20	A3	106	LYS
23	AT	20	SER
26	AP	7	ASN
28	AV	97	GLU
30	AU	117	LYS
33	BC	63	GLY
33	BC	122	MET
33	BC	319	SER
37	BU	74	TYR
37	BU	88	GLY
37	BU	106	ASN
40	BE	123	ILE
40	BE	128	TYR
41	Ba	79	GLU
41	Ba	85	GLU
42	BT	48	ASN
43	Bk	72	GLY
46	BA	19	ALA
46	BA	97	ALA
46	BA	159	ASN
47	BI	84	PRO
49	BQ	4	LEU
51	Bj	34	SER
52	BB	173	VAL
20	BG	103	GLU
53	BD	45	PRO
53	BD	65	HIS
53	BD	68	ALA
53	BD	84	PRO
53	BD	193	LYS
53	BD	205	GLU
56	BH	70	VAL
56	BH	72	PRO
57	BZ	78	PHE
28	B6	26	PRO
59	BM	135	PRO
60	BS	84	PRO
61	Bd	58	PRO
62	BN	163	ARG

*Continued on next page...*



*Continued from previous page...*

Mol	Chain	Res	Type
62	BN	169	GLY
20	B4	3	LYS
20	B4	103	GLU
64	Bc	65	GLY
1	AQ	150	PRO
4	AG	46	ASN
4	AG	60	LYS
7	AB	38	ASP
10	AD	164	GLN
15	AE	236	ASP
15	AE	237	LYS
17	AO	143	VAL
20	A3	74	GLU
22	AY	23	PRO
24	AA	129	ILE
26	AP	8	LYS
28	AV	73	ASP
32	BO	160	ASP
33	BC	114	ARG
33	BC	116	GLY
33	BC	190	THR
33	BC	306	THR
35	BL	45	SER
35	BL	97	GLU
36	Bf	50	LYS
38	Bb	66	SER
46	BA	45	ARG
46	BA	140	THR
46	BA	151	LYS
51	Bj	62	VAL
52	BB	31	ILE
52	BB	187	LYS
53	BD	58	THR
57	BZ	42	PRO
58	BP	56	ALA
58	BP	71	ALA
60	BS	69	SER
62	BN	82	TYR
62	BN	102	GLY
62	BN	103	ARG
64	Bc	75	LEU
66	Bl	4	LYS

*Continued on next page...*

*Continued from previous page...*

Mol	Chain	Res	Type
1	AQ	62	SER
1	AQ	112	HIS
2	AK	23	LYS
5	AW	6	ILE
13	AX	69	SER
14	AM	25	ASN
14	AM	85	ALA
15	AE	79	LYS
16	AJ	114	PRO
20	A3	56	ASP
20	A3	103	GLU
24	AA	52	LEU
25	AH	85	PHE
25	AH	93	LEU
29	AL	90	VAL
31	BY	89	LEU
33	BC	34	THR
33	BC	119	LYS
33	BC	162	ASP
34	B5	4	ILE
38	Bb	125	VAL
40	BE	120	HIS
40	BE	121	ILE
41	Ba	46	GLN
43	Bk	36	TYR
43	Bk	74	PRO
46	BA	81	VAL
34	BK	4	ILE
49	BQ	134	ASN
51	Bj	60	LYS
53	BD	77	PRO
60	BS	57	LEU
61	Bd	22	VAL
62	BN	107	ARG
64	Bc	9	SER
66	Bl	28	ILE
12	AN	145	PRO
13	AX	3	GLU
17	AO	74	ILE
17	AO	125	PRO
20	A3	58	ASP
25	AH	88	ARG

*Continued on next page...*

*Continued from previous page...*

<b>Mol</b>	<b>Chain</b>	<b>Res</b>	<b>Type</b>
32	BO	147	GLU
32	BO	174	LYS
32	BO	180	LYS
32	BO	192	ILE
33	BC	57	GLU
33	BC	137	LYS
34	B5	80	ILE
35	BL	26	ARG
35	BL	88	LEU
36	Bf	23	VAL
39	Be	15	PRO
40	BE	3	VAL
34	BK	80	ILE
53	BD	50	PRO
63	Bg	32	ARG
4	AG	55	PHE
14	AM	128	PRO
16	AJ	65	VAL
24	AA	24	PRO
32	BO	139	PRO
47	BI	104	PRO
48	BR	54	PRO
52	BB	212	GLY
28	B6	83	PRO
62	BN	114	ARG
65	BJ	22	PRO
1	AQ	61	PRO
43	Bk	187	VAL
43	Bk	188	GLY
57	BZ	86	VAL
63	Bg	4	PHE
7	AB	104	PRO
17	AO	82	PRO
29	AL	52	SER
39	Be	4	GLY
46	BA	21	PRO
52	BB	122	VAL
16	AJ	3	ILE
25	AH	83	GLY
46	BA	55	GLY
53	BD	105	ILE
58	BP	65	PRO

*Continued on next page...*

*Continued from previous page...*

Mol	Chain	Res	Type
33	BC	344	PRO
46	BA	161	PRO

### 5.3.2 Protein sidechains ⓘ

In the following table, the Percentiles column shows the percent sidechain outliers of the chain as a percentile score with respect to all PDB entries followed by that with respect to all EM entries.

The Analysed column shows the number of residues for which the sidechain conformation was analysed, and the total number of residues.

Mol	Chain	Analysed	Rotameric	Outliers	Percentiles	
1	AQ	143/143 (100%)	138 (96%)	5 (4%)	43	74
2	AK	111/111 (100%)	105 (95%)	6 (5%)	27	64
3	AI	107/108 (99%)	100 (94%)	7 (6%)	21	58
4	AG	108/108 (100%)	88 (82%)	20 (18%)	2	14
5	AW	54/54 (100%)	52 (96%)	2 (4%)	41	73
6	AC	145/167 (87%)	143 (99%)	2 (1%)	74	89
7	AB	173/173 (100%)	164 (95%)	9 (5%)	29	65
8	AR	102/102 (100%)	101 (99%)	1 (1%)	82	92
10	AD	153/160 (96%)	147 (96%)	6 (4%)	39	72
12	AN	118/121 (98%)	104 (88%)	14 (12%)	6	31
13	AX	60/60 (100%)	55 (92%)	5 (8%)	14	48
14	AM	100/104 (96%)	94 (94%)	6 (6%)	24	60
15	AE	212/213 (100%)	198 (93%)	14 (7%)	21	57
16	AJ	103/103 (100%)	98 (95%)	5 (5%)	31	66
17	AO	122/122 (100%)	119 (98%)	3 (2%)	55	81
18	AF	181/197 (92%)	176 (97%)	5 (3%)	51	78
19	AS	61/61 (100%)	61 (100%)	0	100	100
20	A3	99/99 (100%)	95 (96%)	4 (4%)	38	71
20	B4	99/99 (100%)	95 (96%)	4 (4%)	38	71
20	BG	99/99 (100%)	92 (93%)	7 (7%)	18	55
22	AY	41/41 (100%)	39 (95%)	2 (5%)	31	66
23	AT	99/114 (87%)	99 (100%)	0	100	100

*Continued on next page...*

*Continued from previous page...*

Mol	Chain	Analysed	Rotameric	Outliers	Percentiles	
24	AA	166/171 (97%)	163 (98%)	3 (2%)	66	87
25	AH	184/184 (100%)	166 (90%)	18 (10%)	10	39
26	AP	46/46 (100%)	39 (85%)	7 (15%)	3	22
28	AV	89/89 (100%)	81 (91%)	8 (9%)	12	44
28	B6	85/89 (96%)	78 (92%)	7 (8%)	14	49
29	AL	91/91 (100%)	82 (90%)	9 (10%)	10	39
30	AU	121/127 (95%)	114 (94%)	7 (6%)	25	61
31	BY	133/133 (100%)	112 (84%)	21 (16%)	3	21
32	BO	166/169 (98%)	157 (95%)	9 (5%)	27	64
33	BC	312/312 (100%)	293 (94%)	19 (6%)	23	60
34	B5	64/66 (97%)	60 (94%)	4 (6%)	22	59
34	BK	64/66 (97%)	62 (97%)	2 (3%)	47	77
35	BL	117/117 (100%)	102 (87%)	15 (13%)	5	29
36	Bf	47/47 (100%)	40 (85%)	7 (15%)	4	23
37	BU	110/110 (100%)	106 (96%)	4 (4%)	42	74
38	Bb	114/117 (97%)	105 (92%)	9 (8%)	15	51
39	Be	51/51 (100%)	46 (90%)	5 (10%)	10	39
40	BE	158/158 (100%)	152 (96%)	6 (4%)	40	73
41	Ba	80/83 (96%)	71 (89%)	9 (11%)	7	33
42	BT	75/77 (97%)	72 (96%)	3 (4%)	38	71
43	Bk	179/280 (64%)	159 (89%)	20 (11%)	7	33
44	BW	66/66 (100%)	63 (96%)	3 (4%)	34	69
45	Bi	57/61 (93%)	55 (96%)	2 (4%)	43	74
46	BA	182/182 (100%)	174 (96%)	8 (4%)	35	69
47	BI	122/122 (100%)	119 (98%)	3 (2%)	55	81
48	BR	85/87 (98%)	75 (88%)	10 (12%)	6	31
49	BQ	130/130 (100%)	121 (93%)	9 (7%)	19	56
50	BV	56/56 (100%)	54 (96%)	2 (4%)	42	74
51	Bj	82/83 (99%)	65 (79%)	17 (21%)	1	10
52	BB	189/189 (100%)	180 (95%)	9 (5%)	31	67
53	BD	213/213 (100%)	197 (92%)	16 (8%)	17	53

*Continued on next page...*

*Continued from previous page...*

Mol	Chain	Analysed	Rotameric	Outliers	Percentiles	
54	BF	156/156 (100%)	150 (96%)	6 (4%)	40	73
55	Bh	23/23 (100%)	23 (100%)	0	100	100
56	BH	110/137 (80%)	96 (87%)	14 (13%)	5	29
57	BZ	80/80 (100%)	73 (91%)	7 (9%)	12	45
58	BP	101/101 (100%)	98 (97%)	3 (3%)	48	77
59	BM	162/162 (100%)	152 (94%)	10 (6%)	23	60
60	BS	126/130 (97%)	121 (96%)	5 (4%)	38	71
61	Bd	81/81 (100%)	66 (82%)	15 (18%)	2	14
62	BN	140/152 (92%)	138 (99%)	2 (1%)	74	89
63	Bg	37/39 (95%)	29 (78%)	8 (22%)	1	9
64	Bc	74/74 (100%)	65 (88%)	9 (12%)	6	31
65	BJ	104/108 (96%)	99 (95%)	5 (5%)	31	67
66	Bl	72/72 (100%)	68 (94%)	4 (6%)	26	62
All	All	7390/7646 (97%)	6904 (93%)	486 (7%)	25	57

All (486) residues with a non-rotameric sidechain are listed below:

Mol	Chain	Res	Type
1	AQ	4	MET
1	AQ	9	ARG
1	AQ	15	LYS
1	AQ	145	ASN
1	AQ	152	THR
2	AK	3	ILE
2	AK	23	LYS
2	AK	31	LYS
2	AK	38	PRO
2	AK	71	PHE
2	AK	112	ARG
3	AI	22	LYS
3	AI	24	GLU
3	AI	27	ILE
3	AI	28	LYS
3	AI	44	TYR
3	AI	110	VAL
3	AI	125	LEU
4	AG	8	ILE

*Continued on next page...*

*Continued from previous page...*

Mol	Chain	Res	Type
4	AG	15	ILE
4	AG	18	GLN
4	AG	34	ILE
4	AG	48	ASN
4	AG	51	PHE
4	AG	57	GLU
4	AG	64	ARG
4	AG	75	ARG
4	AG	77	ASP
4	AG	79	HIS
4	AG	81	PRO
4	AG	84	VAL
4	AG	86	VAL
4	AG	87	LEU
4	AG	99	LYS
4	AG	102	ARG
4	AG	118	GLN
4	AG	121	VAL
4	AG	122	LYS
5	AW	14	LEU
5	AW	45	VAL
6	AC	75	LEU
6	AC	172	LYS
7	AB	7	VAL
7	AB	13	LEU
7	AB	33	TYR
7	AB	38	ASP
7	AB	52	LEU
7	AB	59	LEU
7	AB	67	ILE
7	AB	114	VAL
7	AB	188	PHE
8	AR	27	LEU
10	AD	34	GLU
10	AD	49	LYS
10	AD	59	LEU
10	AD	118	MET
10	AD	125	ILE
10	AD	137	ILE
12	AN	16	LEU
12	AN	30	TYR
12	AN	57	LYS

*Continued on next page...*

*Continued from previous page...*

Mol	Chain	Res	Type
12	AN	61	GLU
12	AN	64	GLN
12	AN	69	MET
12	AN	80	ASN
12	AN	97	ILE
12	AN	105	ILE
12	AN	111	PRO
12	AN	119	ILE
12	AN	127	VAL
12	AN	132	VAL
12	AN	136	GLU
13	AX	17	ARG
13	AX	20	THR
13	AX	24	VAL
13	AX	46	ARG
13	AX	65	ARG
14	AM	13	LYS
14	AM	20	TYR
14	AM	42	TRP
14	AM	84	ARG
14	AM	92	LYS
14	AM	137	VAL
15	AE	4	LYS
15	AE	36	PRO
15	AE	41	THR
15	AE	81	TYR
15	AE	122	ILE
15	AE	142	PHE
15	AE	143	HIS
15	AE	179	PHE
15	AE	195	ARG
15	AE	198	ARG
15	AE	212	VAL
15	AE	215	ILE
15	AE	237	LYS
15	AE	242	LEU
16	AJ	34	ASN
16	AJ	45	ILE
16	AJ	49	TYR
16	AJ	83	ASN
16	AJ	105	ILE
17	AO	4	PHE

*Continued on next page...*



*Continued from previous page...*

Mol	Chain	Res	Type
17	AO	7	ILE
17	AO	139	GLN
18	AF	5	TRP
18	AF	13	LEU
18	AF	21	LYS
18	AF	70	LEU
18	AF	112	LYS
20	A3	1	MET
20	A3	51	VAL
20	A3	62	ILE
20	A3	66	LEU
22	AY	5	TRP
22	AY	15	VAL
24	AA	43	VAL
24	AA	101	THR
24	AA	178	TYR
25	AH	4	PRO
25	AH	9	PHE
25	AH	47	THR
25	AH	48	HIS
25	AH	50	ARG
25	AH	69	ASN
25	AH	73	ARG
25	AH	84	HIS
25	AH	85	PHE
25	AH	86	MET
25	AH	87	ARG
25	AH	88	ARG
25	AH	96	LYS
25	AH	97	LYS
25	AH	119	PRO
25	AH	174	TYR
25	AH	175	ARG
25	AH	212	GLU
26	AP	3	LYS
26	AP	7	ASN
26	AP	11	PRO
26	AP	14	PHE
26	AP	36	LEU
26	AP	41	HIS
26	AP	55	TYR
28	AV	12	LYS

*Continued on next page...*

*Continued from previous page...*

Mol	Chain	Res	Type
28	AV	14	ILE
28	AV	50	THR
28	AV	57	ARG
28	AV	60	PHE
28	AV	81	ILE
28	AV	85	TYR
28	AV	88	ILE
29	AL	34	MET
29	AL	41	PRO
29	AL	45	ILE
29	AL	48	THR
29	AL	52	SER
29	AL	68	VAL
29	AL	69	HIS
29	AL	70	LYS
29	AL	84	GLN
30	AU	39	ARG
30	AU	61	ARG
30	AU	67	PRO
30	AU	77	TYR
30	AU	81	LYS
30	AU	103	GLN
30	AU	121	ILE
31	BY	3	LYS
31	BY	13	VAL
31	BY	14	ASN
31	BY	18	PRO
31	BY	26	LEU
31	BY	28	LEU
31	BY	37	VAL
31	BY	39	ASP
31	BY	41	PRO
31	BY	43	TYR
31	BY	74	LEU
31	BY	75	ILE
31	BY	88	LYS
31	BY	89	LEU
31	BY	114	LYS
31	BY	116	VAL
31	BY	118	ARG
31	BY	126	PHE
31	BY	127	ARG

*Continued on next page...*

*Continued from previous page...*

Mol	Chain	Res	Type
31	BY	131	LYS
31	BY	149	GLU
32	BO	9	VAL
32	BO	81	PRO
32	BO	86	LEU
32	BO	103	ILE
32	BO	116	SER
32	BO	140	ASP
32	BO	143	ARG
32	BO	168	PHE
32	BO	176	LEU
33	BC	51	ILE
33	BC	72	ILE
33	BC	79	ARG
33	BC	83	ILE
33	BC	95	THR
33	BC	112	LYS
33	BC	123	THR
33	BC	125	TYR
33	BC	138	ASN
33	BC	176	LEU
33	BC	247	SER
33	BC	252	LYS
33	BC	255	SER
33	BC	263	ARG
33	BC	266	TRP
33	BC	276	PHE
33	BC	286	LEU
33	BC	343	ARG
33	BC	363	SER
34	B5	12	VAL
34	B5	44	LYS
34	B5	45	ARG
34	B5	46	ARG
35	BL	3	ARG
35	BL	8	VAL
35	BL	9	ARG
35	BL	10	LYS
35	BL	11	LEU
35	BL	34	ARG
35	BL	42	ARG
35	BL	43	ASN

*Continued on next page...*

*Continued from previous page...*

Mol	Chain	Res	Type
35	BL	44	LYS
35	BL	45	SER
35	BL	47	TRP
35	BL	48	THR
35	BL	52	LYS
35	BL	102	ILE
35	BL	110	ASP
36	Bf	1	MET
36	Bf	3	ARG
36	Bf	28	ILE
36	Bf	34	ARG
36	Bf	37	THR
36	Bf	38	HIS
36	Bf	46	ARG
37	BU	8	PRO
37	BU	43	ASN
37	BU	52	VAL
37	BU	93	TYR
38	Bb	5	GLU
38	Bb	18	ARG
38	Bb	26	GLN
38	Bb	41	ARG
38	Bb	48	SER
38	Bb	52	LEU
38	Bb	69	LYS
38	Bb	70	LEU
38	Bb	110	LYS
39	Be	10	LYS
39	Be	43	SER
39	Be	45	ARG
39	Be	55	TRP
39	Be	62	HIS
40	BE	66	ARG
40	BE	101	ARG
40	BE	128	TYR
40	BE	137	MET
40	BE	140	CYS
40	BE	150	VAL
41	Ba	4	LYS
41	Ba	16	LYS
41	Ba	22	VAL
41	Ba	46	GLN

*Continued on next page...*

*Continued from previous page...*

Mol	Chain	Res	Type
41	Ba	49	ILE
41	Ba	53	LYS
41	Ba	55	ASN
41	Ba	61	ARG
41	Ba	86	THR
42	BT	11	VAL
42	BT	18	SER
42	BT	83	LEU
43	Bk	8	LYS
43	Bk	12	VAL
43	Bk	30	VAL
43	Bk	36	TYR
43	Bk	42	ARG
43	Bk	51	LEU
43	Bk	55	SER
43	Bk	56	ARG
43	Bk	58	THR
43	Bk	59	LEU
43	Bk	61	GLU
43	Bk	66	LYS
43	Bk	74	PRO
43	Bk	98	LYS
43	Bk	117	LYS
43	Bk	136	ILE
43	Bk	151	ARG
43	Bk	158	LYS
43	Bk	183	GLN
43	Bk	192	LEU
44	BW	19	ARG
44	BW	33	THR
44	BW	38	LEU
45	Bi	16	ARG
45	Bi	50	SER
46	BA	4	ASP
46	BA	24	PHE
46	BA	39	LEU
46	BA	48	LEU
46	BA	94	PRO
46	BA	138	THR
46	BA	143	THR
46	BA	206	THR
47	BI	87	THR

*Continued on next page...*

*Continued from previous page...*

Mol	Chain	Res	Type
47	BI	106	GLU
47	BI	129	VAL
48	BR	4	LYS
48	BR	11	LYS
48	BR	13	ARG
48	BR	23	ARG
48	BR	28	LEU
48	BR	29	THR
48	BR	31	PHE
48	BR	43	ILE
48	BR	47	PRO
48	BR	85	THR
34	BK	12	VAL
34	BK	45	ARG
49	BQ	3	THR
49	BQ	17	CYS
49	BQ	23	TRP
49	BQ	40	ASP
49	BQ	58	GLN
49	BQ	86	THR
49	BQ	103	ARG
49	BQ	119	THR
49	BQ	121	ARG
50	BV	3	ARG
50	BV	51	LYS
51	Bj	2	LYS
51	Bj	7	ILE
51	Bj	8	ARG
51	Bj	17	HIS
51	Bj	24	ARG
51	Bj	33	LEU
51	Bj	34	SER
51	Bj	39	ARG
51	Bj	50	PHE
51	Bj	51	PRO
51	Bj	52	ARG
51	Bj	63	LYS
51	Bj	72	THR
51	Bj	82	ARG
51	Bj	86	VAL
51	Bj	88	LYS
51	Bj	92	VAL

*Continued on next page...*

*Continued from previous page...*

Mol	Chain	Res	Type
52	BB	23	ARG
52	BB	36	THR
52	BB	39	LYS
52	BB	55	THR
52	BB	83	ILE
52	BB	136	PRO
52	BB	168	LEU
52	BB	196	LYS
52	BB	222	PRO
20	BG	3	LYS
20	BG	6	TYR
20	BG	49	LYS
20	BG	63	VAL
20	BG	92	ILE
20	BG	106	LYS
20	BG	117	LYS
53	BD	12	PRO
53	BD	25	PRO
53	BD	58	THR
53	BD	60	ASN
53	BD	65	HIS
53	BD	69	ARG
53	BD	82	PHE
53	BD	83	VAL
53	BD	90	ARG
53	BD	101	ILE
53	BD	114	LEU
53	BD	123	ASN
53	BD	155	ARG
53	BD	199	ILE
53	BD	209	LEU
53	BD	250	LEU
54	BF	24	TYR
54	BF	29	LYS
54	BF	34	GLU
54	BF	137	ILE
54	BF	167	ILE
54	BF	184	PHE
56	BH	1	MET
56	BH	3	LYS
56	BH	25	ILE
56	BH	50	GLN

*Continued on next page...*

*Continued from previous page...*

Mol	Chain	Res	Type
56	BH	74	SER
56	BH	81	LEU
56	BH	84	GLU
56	BH	87	SER
56	BH	91	LYS
56	BH	95	VAL
56	BH	115	LEU
56	BH	117	LEU
56	BH	129	THR
56	BH	133	MET
57	BZ	34	LEU
57	BZ	37	VAL
57	BZ	51	TYR
57	BZ	55	LEU
57	BZ	64	GLU
57	BZ	73	LEU
57	BZ	74	LEU
28	B6	5	ILE
28	B6	12	LYS
28	B6	14	ILE
28	B6	33	ARG
28	B6	50	THR
28	B6	66	LYS
28	B6	81	ILE
58	BP	6	PRO
58	BP	79	ILE
58	BP	85	PHE
59	BM	45	LEU
59	BM	59	TYR
59	BM	67	ARG
59	BM	77	LYS
59	BM	90	TYR
59	BM	115	ASN
59	BM	124	MET
59	BM	140	ILE
59	BM	172	LEU
59	BM	173	ARG
60	BS	9	PHE
60	BS	17	MET
60	BS	27	ILE
60	BS	129	TYR
60	BS	155	ARG

*Continued on next page...*



*Continued from previous page...*

Mol	Chain	Res	Type
61	Bd	7	SER
61	Bd	12	ARG
61	Bd	28	ARG
61	Bd	29	LYS
61	Bd	30	LYS
61	Bd	44	ASN
61	Bd	47	PRO
61	Bd	50	ARG
61	Bd	58	PRO
61	Bd	60	THR
61	Bd	66	ARG
61	Bd	71	LEU
61	Bd	77	ARG
61	Bd	80	MET
61	Bd	88	LEU
62	BN	116	PHE
62	BN	150	ARG
63	Bg	6	GLU
63	Bg	12	PHE
63	Bg	13	LYS
63	Bg	15	TYR
63	Bg	33	LYS
63	Bg	36	TYR
63	Bg	37	LYS
63	Bg	44	LYS
20	B4	6	TYR
20	B4	92	ILE
20	B4	94	VAL
20	B4	106	LYS
64	Bc	16	ASN
64	Bc	17	GLN
64	Bc	19	ASN
64	Bc	23	ILE
64	Bc	25	LYS
64	Bc	51	LYS
64	Bc	53	LEU
64	Bc	67	VAL
64	Bc	73	LYS
65	BJ	21	LEU
65	BJ	38	ILE
65	BJ	101	ASP
65	BJ	107	VAL

*Continued on next page...*

*Continued from previous page...*

Mol	Chain	Res	Type
65	BJ	109	PRO
66	Bl	26	ARG
66	Bl	41	ILE
66	Bl	49	ARG
66	Bl	77	LEU

Some sidechains can be flipped to improve hydrogen bonding and reduce clashes. All (65) such sidechains are listed below:

Mol	Chain	Res	Type
1	AQ	117	HIS
2	AK	29	ASN
2	AK	117	HIS
3	AI	9	ASN
3	AI	13	HIS
3	AI	16	ASN
4	AG	110	ASN
7	AB	22	GLN
10	AD	44	HIS
10	AD	72	GLN
10	AD	165	HIS
12	AN	8	ASN
14	AM	29	HIS
15	AE	37	HIS
15	AE	143	HIS
15	AE	157	ASN
16	AJ	34	ASN
16	AJ	121	ASN
17	AO	72	HIS
17	AO	120	HIS
18	AF	196	ASN
24	AA	133	GLN
25	AH	46	HIS
25	AH	48	HIS
25	AH	69	ASN
25	AH	94	ASN
26	AP	41	HIS
30	AU	47	GLN
31	BY	32	ASN
32	BO	43	HIS
33	BC	50	HIS
33	BC	108	ASN
33	BC	313	HIS

*Continued on next page...*

*Continued from previous page...*

Mol	Chain	Res	Type
34	B5	31	ASN
35	BL	15	HIS
36	Bf	19	GLN
38	Bb	26	GLN
39	Be	12	ASN
39	Be	17	HIS
40	BE	110	HIS
40	BE	122	ASN
42	BT	37	GLN
43	Bk	40	GLN
43	Bk	183	GLN
46	BA	26	GLN
46	BA	33	ASN
46	BA	186	ASN
47	BI	5	ASN
48	BR	3	GLN
48	BR	19	HIS
50	BV	62	GLN
51	Bj	20	HIS
51	Bj	37	GLN
52	BB	202	HIS
53	BD	123	ASN
53	BD	214	HIS
54	BF	112	ASN
28	B6	11	ASN
58	BP	110	ASN
59	BM	25	GLN
61	Bd	25	HIS
61	Bd	44	ASN
62	BN	50	HIS
62	BN	59	GLN
64	Bc	16	ASN

### 5.3.3 RNA ⓘ

Mol	Chain	Analysed	Backbone Outliers	Pucker Outliers
11	A1	76/77 (98%)	15 (19%)	3 (3%)
21	A2	1494/1495 (99%)	260 (17%)	118 (7%)
27	A0	75/76 (98%)	18 (24%)	3 (4%)
67	B1	3047/3049 (99%)	603 (19%)	194 (6%)
68	B3	126/126 (100%)	35 (27%)	13 (10%)

*Continued on next page...*

*Continued from previous page...*

Mol	Chain	Analysed	Backbone Outliers	Pucker Outliers
All	All	4818/4823 (99%)	931 (19%)	331 (6%)

All (931) RNA backbone outliers are listed below:

Mol	Chain	Res	Type
11	A1	8	U
11	A1	9	A
11	A1	10	G
11	A1	16	C
11	A1	21	G
11	A1	22	A
11	A1	23	G
11	A1	43	G
11	A1	47	G
11	A1	48	U
11	A1	50	G
11	A1	59	A
11	A1	60	A
11	A1	62	C
11	A1	77	A
21	A2	3	U
21	A2	4	C
21	A2	42	G
21	A2	43	A
21	A2	46	A
21	A2	47	A
21	A2	48	G
21	A2	57	G
21	A2	63	G
21	A2	64	G
21	A2	71	C
21	A2	72	C
21	A2	73	U
21	A2	74	U
21	A2	75	C
21	A2	80	A
21	A2	100	A
21	A2	102	U
21	A2	104	A
21	A2	105	C
21	A2	106	A
21	A2	112	G

*Continued on next page...*

*Continued from previous page...*

Mol	Chain	Res	Type
21	A2	114	A
21	A2	115	A
21	A2	116	C
21	A2	127	G
21	A2	151	G
21	A2	160	C
21	A2	166	A
21	A2	177	A
21	A2	184	G
21	A2	195	C
21	A2	196	G
21	A2	197	A
21	A2	199	A
21	A2	200	G
21	A2	202	G
21	A2	211	G
21	A2	240	U
21	A2	243	G
21	A2	247	G
21	A2	248	U
21	A2	249	U
21	A2	262	G
21	A2	263	C
21	A2	276	A
21	A2	278	A
21	A2	285	C
21	A2	317	A
21	A2	324	C
21	A2	325	A
21	A2	326	C
21	A2	328	G
21	A2	340	A
21	A2	341	C
21	A2	348	C
21	A2	349	A
21	A2	350	G
21	A2	362	C
21	A2	363	C
21	A2	369	A
21	A2	393	A
21	A2	394	C
21	A2	407	G

*Continued on next page...*

*Continued from previous page...*

Mol	Chain	Res	Type
21	A2	409	C
21	A2	410	U
21	A2	411	C
21	A2	412	U
21	A2	413	G
21	A2	423	U
21	A2	425	C
21	A2	431	U
21	A2	432	G
21	A2	433	U
21	A2	434	A
21	A2	435	A
21	A2	438	A
21	A2	439	G
21	A2	440	C
21	A2	449	U
21	A2	450	A
21	A2	459	G
21	A2	460	C
21	A2	461	A
21	A2	462	A
21	A2	463	G
21	A2	464	G
21	A2	471	G
21	A2	472	C
21	A2	480	G
21	A2	485	A
21	A2	486	A
21	A2	487	U
21	A2	500	A
21	A2	512	U
21	A2	513	A
21	A2	514	U
21	A2	515	U
21	A2	525	A
21	A2	526	A
21	A2	528	G
21	A2	529	C
21	A2	530	G
21	A2	541	G
21	A2	574	A
21	A2	585	U

*Continued on next page...*

*Continued from previous page...*

Mol	Chain	Res	Type
21	A2	586	C
21	A2	607	U
21	A2	619	A
21	A2	640	U
21	A2	642	G
21	A2	648	A
21	A2	655	A
21	A2	656	U
21	A2	657	A
21	A2	672	G
21	A2	673	C
21	A2	677	U
21	A2	678	G
21	A2	685	G
21	A2	702	G
21	A2	703	U
21	A2	709	G
21	A2	731	A
21	A2	735	A
21	A2	736	A
21	A2	747	U
21	A2	748	A
21	A2	767	U
21	A2	769	A
21	A2	771	G
21	A2	782	A
21	A2	801	A
21	A2	805	C
21	A2	806	G
21	A2	816	G
21	A2	843	G
21	A2	860	G
21	A2	872	A
21	A2	884	G
21	A2	885	G
21	A2	892	C
21	A2	893	U
21	A2	904	G
21	A2	919	U
21	A2	920	U
21	A2	925	U
21	A2	928	A

*Continued on next page...*

*Continued from previous page...*

Mol	Chain	Res	Type
21	A2	933	G
21	A2	934	G
21	A2	935	G
21	A2	936	A
21	A2	942	A
21	A2	950	C
21	A2	951	G
21	A2	952	A
21	A2	953	C
21	A2	960	A
21	A2	961	U
21	A2	962	G
21	A2	964	A
21	A2	965	G
21	A2	970	G
21	A2	972	C
21	A2	973	U
21	A2	974	G
21	A2	975	A
21	A2	976	A
21	A2	977	G
21	A2	978	G
21	A2	986	G
21	A2	988	A
21	A2	989	C
21	A2	993	C
21	A2	1002	G
21	A2	1005	G
21	A2	1006	C
21	A2	1017	U
21	A2	1018	C
21	A2	1019	A
21	A2	1020	G
21	A2	1037	U
21	A2	1038	C
21	A2	1046	G
21	A2	1047	U
21	A2	1053	A
21	A2	1054	A
21	A2	1064	C
21	A2	1068	C
21	A2	1076	G

*Continued on next page...*



*Continued from previous page...*

Mol	Chain	Res	Type
21	A2	1077	U
21	A2	1078	U
21	A2	1081	C
21	A2	1082	A
21	A2	1083	G
21	A2	1105	C
21	A2	1112	G
21	A2	1117	A
21	A2	1119	U
21	A2	1128	U
21	A2	1143	G
21	A2	1144	G
21	A2	1151	A
21	A2	1156	A
21	A2	1157	G
21	A2	1161	A
21	A2	1162	G
21	A2	1171	G
21	A2	1172	A
21	A2	1175	C
21	A2	1184	U
21	A2	1185	A
21	A2	1186	C
21	A2	1187	A
21	A2	1198	A
21	A2	1208	A
21	A2	1209	C
21	A2	1210	A
21	A2	1216	A
21	A2	1218	C
21	A2	1239	A
21	A2	1240	A
21	A2	1242	C
21	A2	1245	C
21	A2	1246	U
21	A2	1247	A
21	A2	1258	C
21	A2	1260	G
21	A2	1261	U
21	A2	1262	U
21	A2	1263	C
21	A2	1265	G

*Continued on next page...*

*Continued from previous page...*

Mol	Chain	Res	Type
21	A2	1280	C
21	A2	1292	A
21	A2	1306	A
21	A2	1307	G
21	A2	1308	U
21	A2	1323	A
21	A2	1324	U
21	A2	1325	C
21	A2	1332	C
21	A2	1341	C
21	A2	1354	A
21	A2	1358	A
21	A2	1379	G
21	A2	1424	G
21	A2	1437	G
21	A2	1445	A
21	A2	1448	A
21	A2	1454	A
21	A2	1457	A
21	A2	1458	A
21	A2	1459	G
21	A2	1460	G
21	A2	1461	U
21	A2	1475	C
21	A2	1484	C
21	A2	1485	G
21	A2	1486	A
21	A2	1487	U
27	A0	7	G
27	A0	9	A
27	A0	18	G
27	A0	19	G
27	A0	20	U
27	A0	22	G
27	A0	36	U
27	A0	41	C
27	A0	42	G
27	A0	48	C
27	A0	61	C
27	A0	63	G
27	A0	69	C
27	A0	72	C

*Continued on next page...*

*Continued from previous page...*

Mol	Chain	Res	Type
27	A0	73	G
27	A0	74	C
27	A0	75	C
27	A0	76	A
67	B1	9	A
67	B1	10	C
67	B1	12	C
67	B1	13	U
67	B1	34	C
67	B1	44	C
67	B1	45	G
67	B1	46	C
67	B1	50	C
67	B1	64	A
67	B1	74	A
67	B1	75	G
67	B1	84	A
67	B1	85	G
67	B1	91	G
67	B1	98	G
67	B1	99	U
67	B1	100	C
67	B1	101	G
67	B1	118	A
67	B1	119	U
67	B1	120	G
67	B1	124	C
67	B1	130	G
67	B1	144	A
67	B1	145	C
67	B1	146	U
67	B1	152	G
67	B1	154	U
67	B1	155	U
67	B1	157	U
67	B1	158	C
67	B1	159	C
67	B1	160	C
67	B1	170	A
67	B1	185	A
67	B1	188	A
67	B1	205	A

*Continued on next page...*

*Continued from previous page...*

Mol	Chain	Res	Type
67	B1	211	A
67	B1	216	A
67	B1	217	A
67	B1	219	G
67	B1	221	G
67	B1	222	A
67	B1	237	G
67	B1	238	C
67	B1	254	A
67	B1	255	G
67	B1	278	C
67	B1	286	G
67	B1	291	A
67	B1	292	U
67	B1	299	U
67	B1	300	U
67	B1	301	G
67	B1	302	U
67	B1	303	A
67	B1	304	G
67	B1	305	G
67	B1	306	G
67	B1	309	C
67	B1	315	U
67	B1	319	A
67	B1	325	G
67	B1	332	A
67	B1	333	A
67	B1	341	U
67	B1	342	C
67	B1	351	C
67	B1	361	G
67	B1	363	G
67	B1	365	G
67	B1	369	G
67	B1	370	A
67	B1	379	U
67	B1	380	A
67	B1	385	U
67	B1	394	A
67	B1	399	C
67	B1	401	C

*Continued on next page...*

*Continued from previous page...*

Mol	Chain	Res	Type
67	B1	403	G
67	B1	404	G
67	B1	405	G
67	B1	406	G
67	B1	407	A
67	B1	408	C
67	B1	409	C
67	B1	410	C
67	B1	411	U
67	B1	414	G
67	B1	428	A
67	B1	430	A
67	B1	440	A
67	B1	442	G
67	B1	444	U
67	B1	450	G
67	B1	472	A
67	B1	480	A
67	B1	481	G
67	B1	486	A
67	B1	488	A
67	B1	490	C
67	B1	495	U
67	B1	496	A
67	B1	514	U
67	B1	518	A
67	B1	519	A
67	B1	520	G
67	B1	528	G
67	B1	530	A
67	B1	531	G
67	B1	537	U
67	B1	542	A
67	B1	543	G
67	B1	546	C
67	B1	568	A
67	B1	569	G
67	B1	570	G
67	B1	576	G
67	B1	579	C
67	B1	580	G
67	B1	581	A

*Continued on next page...*

*Continued from previous page...*

Mol	Chain	Res	Type
67	B1	583	A
67	B1	584	G
67	B1	585	G
67	B1	588	U
67	B1	589	G
67	B1	599	G
67	B1	623	G
67	B1	640	C
67	B1	642	G
67	B1	654	C
67	B1	666	A
67	B1	694	A
67	B1	716	U
67	B1	717	A
67	B1	733	A
67	B1	734	C
67	B1	735	A
67	B1	736	U
67	B1	759	G
67	B1	788	A
67	B1	801	A
67	B1	819	U
67	B1	848	A
67	B1	851	G
67	B1	859	G
67	B1	860	A
67	B1	863	C
67	B1	877	U
67	B1	882	U
67	B1	898	G
67	B1	899	A
67	B1	900	C
67	B1	910	G
67	B1	911	G
67	B1	917	A
67	B1	919	G
67	B1	920	G
67	B1	923	A
67	B1	924	A
67	B1	925	U
67	B1	927	G
67	B1	937	A

*Continued on next page...*

*Continued from previous page...*

Mol	Chain	Res	Type
67	B1	940	G
67	B1	947	C
67	B1	962	C
67	B1	963	G
67	B1	965	A
67	B1	982	G
67	B1	995	G
67	B1	1002	A
67	B1	1004	U
67	B1	1006	A
67	B1	1007	U
67	B1	1010	G
67	B1	1011	A
67	B1	1013	G
67	B1	1014	U
67	B1	1015	G
67	B1	1016	C
67	B1	1018	G
67	B1	1019	G
67	B1	1024	G
67	B1	1025	A
67	B1	1026	A
67	B1	1027	A
67	B1	1028	G
67	B1	1029	C
67	B1	1030	C
67	B1	1033	C
67	B1	1036	C
67	B1	1037	C
67	B1	1038	U
67	B1	1039	C
67	B1	1041	U
67	B1	1042	G
67	B1	1043	U
67	B1	1046	A
67	B1	1048	C
67	B1	1069	A
67	B1	1070	G
67	B1	1072	U
67	B1	1081	U
67	B1	1083	G
67	B1	1085	G

*Continued on next page...*

*Continued from previous page...*

Mol	Chain	Res	Type
67	B1	1097	G
67	B1	1109	G
67	B1	1110	A
67	B1	1118	A
67	B1	1126	C
67	B1	1143	A
67	B1	1145	G
67	B1	1146	U
67	B1	1147	G
67	B1	1156	G
67	B1	1161	A
67	B1	1162	C
67	B1	1163	U
67	B1	1178	G
67	B1	1180	G
67	B1	1181	C
67	B1	1185	A
67	B1	1186	G
67	B1	1188	C
67	B1	1194	G
67	B1	1199	U
67	B1	1206	A
67	B1	1217	U
67	B1	1223	A
67	B1	1226	G
67	B1	1227	A
67	B1	1233	U
67	B1	1237	A
67	B1	1241	C
67	B1	1242	A
67	B1	1245	C
67	B1	1246	G
67	B1	1247	U
67	B1	1250	A
67	B1	1251	G
67	B1	1252	G
67	B1	1253	U
67	B1	1254	C
67	B1	1261	C
67	B1	1269	U
67	B1	1271	G
67	B1	1272	A

*Continued on next page...*



*Continued from previous page...*

Mol	Chain	Res	Type
67	B1	1273	C
67	B1	1274	G
67	B1	1317	G
67	B1	1320	C
67	B1	1325	A
67	B1	1327	C
67	B1	1329	G
67	B1	1348	G
67	B1	1354	G
67	B1	1368	A
67	B1	1369	G
67	B1	1379	A
67	B1	1380	G
67	B1	1391	C
67	B1	1393	C
67	B1	1398	C
67	B1	1407	A
67	B1	1408	G
67	B1	1415	C
67	B1	1416	G
67	B1	1417	U
67	B1	1418	A
67	B1	1427	A
67	B1	1443	G
67	B1	1444	A
67	B1	1446	G
67	B1	1475	G
67	B1	1486	G
67	B1	1488	C
67	B1	1511	C
67	B1	1522	A
67	B1	1523	A
67	B1	1524	A
67	B1	1525	G
67	B1	1543	C
67	B1	1554	G
67	B1	1556	G
67	B1	1561	G
67	B1	1562	U
67	B1	1563	G
67	B1	1564	C
67	B1	1573	A

*Continued on next page...*

*Continued from previous page...*

Mol	Chain	Res	Type
67	B1	1574	A
67	B1	1575	G
67	B1	1576	C
67	B1	1577	C
67	B1	1578	C
67	B1	1583	G
67	B1	1584	G
67	B1	1585	U
67	B1	1586	G
67	B1	1587	A
67	B1	1588	C
67	B1	1592	U
67	B1	1598	U
67	B1	1602	C
67	B1	1609	G
67	B1	1612	G
67	B1	1613	A
67	B1	1614	U
67	B1	1615	G
67	B1	1616	A
67	B1	1621	G
67	B1	1623	C
67	B1	1627	G
67	B1	1628	C
67	B1	1632	U
67	B1	1633	A
67	B1	1634	A
67	B1	1635	G
67	B1	1637	C
67	B1	1639	G
67	B1	1642	G
67	B1	1643	A
67	B1	1644	G
67	B1	1645	U
67	B1	1646	G
67	B1	1654	G
67	B1	1655	G
67	B1	1656	C
67	B1	1657	G
67	B1	1659	G
67	B1	1663	C
67	B1	1664	G

*Continued on next page...*

*Continued from previous page...*

Mol	Chain	Res	Type
67	B1	1665	G
67	B1	1668	G
67	B1	1669	A
67	B1	1671	A
67	B1	1672	G
67	B1	1678	A
67	B1	1679	U
67	B1	1682	C
67	B1	1684	C
67	B1	1688	C
67	B1	1690	U
67	B1	1694	G
67	B1	1697	G
67	B1	1701	C
67	B1	1702	C
67	B1	1703	G
67	B1	1705	C
67	B1	1706	G
67	B1	1707	A
67	B1	1708	U
67	B1	1709	C
67	B1	1712	U
67	B1	1713	G
67	B1	1714	G
67	B1	1718	C
67	B1	1719	C
67	B1	1720	G
67	B1	1721	U
67	B1	1722	G
67	B1	1723	A
67	B1	1728	C
67	B1	1729	C
67	B1	1732	C
67	B1	1733	C
67	B1	1734	G
67	B1	1735	G
67	B1	1736	G
67	B1	1738	A
67	B1	1740	U
67	B1	1741	C
67	B1	1744	A
67	B1	1746	C

*Continued on next page...*

*Continued from previous page...*

Mol	Chain	Res	Type
67	B1	1753	G
67	B1	1754	A
67	B1	1763	A
67	B1	1765	A
67	B1	1771	C
67	B1	1772	A
67	B1	1773	C
67	B1	1777	U
67	B1	1780	C
67	B1	1781	C
67	B1	1782	C
67	B1	1783	U
67	B1	1791	A
67	B1	1803	U
67	B1	1804	G
67	B1	1806	C
67	B1	1812	A
67	B1	1833	G
67	B1	1853	C
67	B1	1855	G
67	B1	1859	A
67	B1	1876	G
67	B1	1878	G
67	B1	1880	A
67	B1	1897	G
67	B1	1902	G
67	B1	1903	G
67	B1	1912	A
67	B1	1919	A
67	B1	1937	A
67	B1	1939	C
67	B1	1940	U
67	B1	1955	U
67	B1	1956	G
67	B1	1957	U
67	B1	1962	G
67	B1	1976	C
67	B1	1991	G
67	B1	2002	A
67	B1	2003	C
67	B1	2013	A
67	B1	2025	A

*Continued on next page...*

*Continued from previous page...*

Mol	Chain	Res	Type
67	B1	2032	G
67	B1	2033	G
67	B1	2038	C
67	B1	2044	C
67	B1	2054	G
67	B1	2056	A
67	B1	2062	A
67	B1	2065	C
67	B1	2079	U
67	B1	2087	U
67	B1	2088	G
67	B1	2091	U
67	B1	2094	A
67	B1	2095	U
67	B1	2096	G
67	B1	2116	G
67	B1	2117	U
67	B1	2146	C
67	B1	2154	G
67	B1	2155	C
67	B1	2156	A
67	B1	2157	U
67	B1	2159	C
67	B1	2166	C
67	B1	2173	U
67	B1	2178	A
67	B1	2183	A
67	B1	2184	G
67	B1	2192	G
67	B1	2219	A
67	B1	2220	C
67	B1	2224	G
67	B1	2225	C
67	B1	2227	G
67	B1	2230	G
67	B1	2231	G
67	B1	2232	U
67	B1	2233	G
67	B1	2234	C
67	B1	2235	G
67	B1	2236	C
67	B1	2237	A

*Continued on next page...*

*Continued from previous page...*

Mol	Chain	Res	Type
67	B1	2238	G
67	B1	2239	C
67	B1	2240	G
67	B1	2242	A
67	B1	2243	G
67	B1	2245	C
67	B1	2246	G
67	B1	2249	A
67	B1	2251	G
67	B1	2252	C
67	B1	2254	U
67	B1	2255	C
67	B1	2256	G
67	B1	2258	A
67	B1	2259	G
67	B1	2268	C
67	B1	2269	C
67	B1	2270	G
67	B1	2275	G
67	B1	2276	G
67	B1	2278	U
67	B1	2280	G
67	B1	2281	A
67	B1	2283	C
67	B1	2285	G
67	B1	2286	U
67	B1	2288	C
67	B1	2290	U
67	B1	2292	A
67	B1	2293	G
67	B1	2294	A
67	B1	2295	C
67	B1	2296	A
67	B1	2301	C
67	B1	2302	C
67	B1	2303	A
67	B1	2304	C
67	B1	2306	C
67	B1	2308	C
67	B1	2310	G
67	B1	2321	A
67	B1	2325	C

*Continued on next page...*

*Continued from previous page...*

Mol	Chain	Res	Type
67	B1	2332	G
67	B1	2338	A
67	B1	2339	C
67	B1	2351	G
67	B1	2352	G
67	B1	2363	G
67	B1	2364	G
67	B1	2371	A
67	B1	2396	G
67	B1	2397	C
67	B1	2401	A
67	B1	2402	A
67	B1	2434	A
67	B1	2441	A
67	B1	2449	A
67	B1	2450	A
67	B1	2451	G
67	B1	2459	G
67	B1	2476	A
67	B1	2502	C
67	B1	2507	C
67	B1	2508	G
67	B1	2515	U
67	B1	2542	G
67	B1	2543	A
67	B1	2544	C
67	B1	2545	A
67	B1	2546	G
67	B1	2547	A
67	B1	2549	A
67	B1	2556	C
67	B1	2562	G
67	B1	2563	A
67	B1	2587	G
67	B1	2588	C
67	B1	2591	A
67	B1	2606	C
67	B1	2607	U
67	B1	2613	C
67	B1	2617	G
67	B1	2618	C
67	B1	2619	U

*Continued on next page...*

*Continued from previous page...*

Mol	Chain	Res	Type
67	B1	2620	G
67	B1	2621	U
67	B1	2633	A
67	B1	2644	G
67	B1	2669	U
67	B1	2681	A
67	B1	2682	G
67	B1	2688	C
67	B1	2693	G
67	B1	2697	G
67	B1	2718	G
67	B1	2725	U
67	B1	2729	A
67	B1	2744	U
67	B1	2748	C
67	B1	2760	A
67	B1	2761	G
67	B1	2794	G
67	B1	2798	U
67	B1	2826	U
67	B1	2827	C
67	B1	2840	C
67	B1	2846	A
67	B1	2861	A
67	B1	2864	G
67	B1	2870	A
67	B1	2871	A
67	B1	2878	A
67	B1	2889	A
67	B1	2892	A
67	B1	2893	U
67	B1	2904	U
67	B1	2913	C
67	B1	2914	U
67	B1	2915	U
67	B1	2922	G
67	B1	2928	C
67	B1	2930	G
67	B1	2936	U
67	B1	2937	U
67	B1	2942	G
67	B1	2945	A

*Continued on next page...*



*Continued from previous page...*

Mol	Chain	Res	Type
67	B1	2947	G
67	B1	2949	G
67	B1	2958	U
67	B1	2971	U
67	B1	2988	A
67	B1	2997	G
67	B1	2998	G
67	B1	3001	C
67	B1	3002	A
67	B1	3004	C
67	B1	3005	C
67	B1	3027	C
67	B1	3036	C
67	B1	3037	G
67	B1	3038	A
67	B1	3039	G
67	B1	3040	G
67	B1	3042	C
67	B1	3047	C
68	B3	2	G
68	B3	11	A
68	B3	20	G
68	B3	21	C
68	B3	22	C
68	B3	23	A
68	B3	25	A
68	B3	26	C
68	B3	29	G
68	B3	31	U
68	B3	33	U
68	B3	35	A
68	B3	38	U
68	B3	41	A
68	B3	42	A
68	B3	44	C
68	B3	49	A
68	B3	53	A
68	B3	54	A
68	B3	55	G
68	B3	63	G
68	B3	70	C
68	B3	74	U

*Continued on next page...*

*Continued from previous page...*

Mol	Chain	Res	Type
68	B3	75	G
68	B3	76	U
68	B3	83	C
68	B3	84	U
68	B3	85	C
68	B3	90	A
68	B3	100	A
68	B3	106	G
68	B3	111	G
68	B3	123	U
68	B3	124	A
68	B3	125	U

All (331) RNA pucker outliers are listed below:

Mol	Chain	Res	Type
11	A1	8	U
11	A1	9	A
11	A1	59	A
21	A2	3	U
21	A2	42	G
21	A2	45	U
21	A2	47	A
21	A2	56	A
21	A2	85	A
21	A2	99	C
21	A2	103	A
21	A2	105	C
21	A2	111	G
21	A2	114	A
21	A2	126	G
21	A2	176	U
21	A2	196	G
21	A2	199	A
21	A2	201	G
21	A2	239	A
21	A2	246	A
21	A2	247	G
21	A2	262	G
21	A2	275	A
21	A2	277	G
21	A2	324	C

*Continued on next page...*

*Continued from previous page...*

Mol	Chain	Res	Type
21	A2	325	A
21	A2	347	G
21	A2	362	C
21	A2	368	C
21	A2	369	A
21	A2	408	C
21	A2	411	C
21	A2	422	U
21	A2	434	A
21	A2	439	G
21	A2	448	A
21	A2	461	A
21	A2	462	A
21	A2	471	G
21	A2	486	A
21	A2	512	U
21	A2	513	A
21	A2	515	U
21	A2	528	G
21	A2	540	G
21	A2	562	A
21	A2	575	A
21	A2	584	C
21	A2	641	A
21	A2	655	A
21	A2	677	U
21	A2	687	G
21	A2	702	G
21	A2	746	A
21	A2	766	G
21	A2	774	U
21	A2	798	U
21	A2	804	U
21	A2	867	A
21	A2	871	A
21	A2	891	A
21	A2	892	C
21	A2	919	U
21	A2	924	U
21	A2	934	G
21	A2	935	G
21	A2	949	G

*Continued on next page...*

*Continued from previous page...*

Mol	Chain	Res	Type
21	A2	951	G
21	A2	959	G
21	A2	960	A
21	A2	961	U
21	A2	963	A
21	A2	964	A
21	A2	966	G
21	A2	974	G
21	A2	975	A
21	A2	977	G
21	A2	985	C
21	A2	1001	A
21	A2	1017	U
21	A2	1019	A
21	A2	1029	G
21	A2	1037	U
21	A2	1053	A
21	A2	1079	G
21	A2	1081	C
21	A2	1142	G
21	A2	1150	G
21	A2	1156	A
21	A2	1161	A
21	A2	1172	A
21	A2	1173	A
21	A2	1174	A
21	A2	1184	U
21	A2	1186	C
21	A2	1208	A
21	A2	1217	C
21	A2	1238	G
21	A2	1239	A
21	A2	1241	U
21	A2	1245	C
21	A2	1260	G
21	A2	1261	U
21	A2	1262	U
21	A2	1291	G
21	A2	1306	A
21	A2	1307	G
21	A2	1322	C
21	A2	1324	U

*Continued on next page...*

*Continued from previous page...*

Mol	Chain	Res	Type
21	A2	1340	U
21	A2	1378	A
21	A2	1399	G
21	A2	1423	A
21	A2	1436	U
21	A2	1453	U
21	A2	1457	A
21	A2	1458	A
21	A2	1459	G
21	A2	1460	G
21	A2	1483	U
27	A0	14	A
27	A0	19	G
27	A0	36	U
67	B1	10	C
67	B1	12	C
67	B1	50	C
67	B1	84	A
67	B1	94	A
67	B1	99	U
67	B1	110	A
67	B1	119	U
67	B1	129	C
67	B1	181	U
67	B1	210	A
67	B1	215	A
67	B1	285	C
67	B1	291	A
67	B1	299	U
67	B1	300	U
67	B1	301	G
67	B1	302	U
67	B1	310	C
67	B1	324	C
67	B1	332	A
67	B1	362	A
67	B1	364	A
67	B1	379	U
67	B1	393	C
67	B1	410	C
67	B1	427	G
67	B1	428	A

*Continued on next page...*

*Continued from previous page...*

Mol	Chain	Res	Type
67	B1	443	C
67	B1	450	G
67	B1	471	U
67	B1	480	A
67	B1	485	G
67	B1	511	A
67	B1	513	C
67	B1	518	A
67	B1	529	G
67	B1	545	G
67	B1	565	A
67	B1	579	C
67	B1	584	G
67	B1	588	U
67	B1	598	C
67	B1	658	C
67	B1	700	A
67	B1	716	U
67	B1	734	C
67	B1	859	G
67	B1	897	U
67	B1	899	A
67	B1	919	G
67	B1	936	G
67	B1	940	G
67	B1	956	U
67	B1	981	A
67	B1	994	G
67	B1	1003	C
67	B1	1013	G
67	B1	1014	U
67	B1	1035	G
67	B1	1037	C
67	B1	1038	U
67	B1	1045	A
67	B1	1046	A
67	B1	1068	U
67	B1	1082	A
67	B1	1109	G
67	B1	1117	C
67	B1	1125	A
67	B1	1143	A

*Continued on next page...*

*Continued from previous page...*

Mol	Chain	Res	Type
67	B1	1145	G
67	B1	1157	U
67	B1	1162	C
67	B1	1165	C
67	B1	1179	G
67	B1	1180	G
67	B1	1208	A
67	B1	1209	A
67	B1	1233	U
67	B1	1245	C
67	B1	1246	G
67	B1	1253	U
67	B1	1260	C
67	B1	1267	A
67	B1	1271	G
67	B1	1319	U
67	B1	1367	A
67	B1	1390	U
67	B1	1407	A
67	B1	1417	U
67	B1	1443	G
67	B1	1445	G
67	B1	1485	A
67	B1	1487	U
67	B1	1510	U
67	B1	1523	A
67	B1	1541	U
67	B1	1553	G
67	B1	1561	G
67	B1	1572	C
67	B1	1573	A
67	B1	1574	A
67	B1	1577	C
67	B1	1585	U
67	B1	1597	G
67	B1	1600	G
67	B1	1643	A
67	B1	1665	G
67	B1	1670	A
67	B1	1677	A
67	B1	1718	C
67	B1	1719	C

*Continued on next page...*

*Continued from previous page...*

Mol	Chain	Res	Type
67	B1	1722	G
67	B1	1726	A
67	B1	1734	G
67	B1	1739	U
67	B1	1752	C
67	B1	1753	G
67	B1	1764	G
67	B1	1771	C
67	B1	1774	A
67	B1	1782	C
67	B1	1803	U
67	B1	1804	G
67	B1	1805	U
67	B1	1811	G
67	B1	1813	A
67	B1	1835	A
67	B1	1879	U
67	B1	1918	U
67	B1	1936	C
67	B1	1938	G
67	B1	1939	C
67	B1	1961	G
67	B1	2002	A
67	B1	2033	G
67	B1	2043	A
67	B1	2061	A
67	B1	2062	A
67	B1	2064	U
67	B1	2068	U
67	B1	2094	A
67	B1	2145	G
67	B1	2156	A
67	B1	2158	G
67	B1	2165	A
67	B1	2172	G
67	B1	2250	G
67	B1	2280	G
67	B1	2301	C
67	B1	2314	U
67	B1	2324	C
67	B1	2338	A
67	B1	2362	U

*Continued on next page...*



*Continued from previous page...*

Mol	Chain	Res	Type
67	B1	2363	G
67	B1	2370	C
67	B1	2382	A
67	B1	2396	G
67	B1	2400	U
67	B1	2401	A
67	B1	2450	A
67	B1	2501	G
67	B1	2507	C
67	B1	2543	A
67	B1	2545	A
67	B1	2546	G
67	B1	2548	A
67	B1	2562	G
67	B1	2586	A
67	B1	2606	C
67	B1	2619	U
67	B1	2644	G
67	B1	2696	G
67	B1	2702	A
67	B1	2747	C
67	B1	2793	C
67	B1	2805	U
67	B1	2826	U
67	B1	2840	C
67	B1	2869	U
67	B1	2891	A
67	B1	2892	A
67	B1	2912	G
67	B1	2941	A
67	B1	2946	C
67	B1	2947	G
67	B1	2948	A
67	B1	2949	G
67	B1	2957	G
67	B1	2970	U
67	B1	2987	U
67	B1	3004	C
67	B1	3035	C
67	B1	3041	U
68	B3	1	C
68	B3	19	G

*Continued on next page...*

*Continued from previous page...*

Mol	Chain	Res	Type
68	B3	21	C
68	B3	25	A
68	B3	35	A
68	B3	40	G
68	B3	48	A
68	B3	52	U
68	B3	62	A
68	B3	74	U
68	B3	75	G
68	B3	122	C
68	B3	123	U

## 5.4 Non-standard residues in protein, DNA, RNA chains [i](#)

There are no non-standard protein/DNA/RNA residues in this entry.

## 5.5 Carbohydrates [i](#)

There are no carbohydrates in this entry.

## 5.6 Ligand geometry [i](#)

There are no ligands in this entry.

## 5.7 Other polymers [i](#)

There are no such residues in this entry.

## 5.8 Polymer linkage issues [i](#)

The following chains have linkage breaks:

Mol	Chain	Number of breaks
53	BD	1

All chain breaks are listed below:

Model	Chain	Residue-1	Atom-1	Residue-2	Atom-2	Distance (Å)
1	BD	91:ARG	C	92:THR	N	0.93