



Full wwPDB X-ray Structure Validation Report ⓘ

Feb 1, 2016 – 11:20 PM GMT

PDB ID : 4V88
Title : The structure of the eukaryotic ribosome at 3.0 Å resolution.
Authors : Ben-Shem, A.; Garreau de Loubresse, N.; Melnikov, S.; Jenner, L.; Yusupova, G.; Yusupov, M.
Deposited on : 2011-10-11
Resolution : 3.00 Å(reported)

This is a Full wwPDB X-ray Structure Validation Report for a publicly released PDB entry.
We welcome your comments at validation@mail.wwpdb.org
A user guide is available at
<http://wwpdb.org/validation/2016/XrayValidationReportHelp>
with specific help available everywhere you see the ⓘ symbol.

The following versions of software and data (see [references ⓘ](#)) were used in the production of this report:

MolProbity : 4.02b-467
Mogul : 1.7 (RC4), CSD as536be (2015)
Xtriage (Phenix) : 1.9-1692
EDS : rb-20026688
Percentile statistics : 20151230.v01 (using entries in the PDB archive December 30th 2015)
Refmac : 5.8.0135
CCP4 : 6.5.0
Ideal geometry (proteins) : Engh & Huber (2001)
Ideal geometry (DNA, RNA) : Parkinson et al. (1996)
Validation Pipeline (wwPDB-VP) : trunk26865

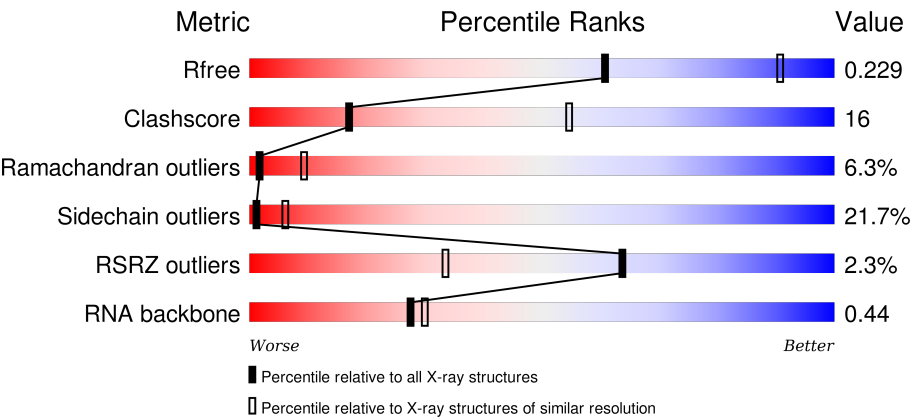
1 Overall quality at a glance i

The following experimental techniques were used to determine the structure:

X-RAY DIFFRACTION

The reported resolution of this entry is 3.00 Å.

Percentile scores (ranging between 0-100) for global validation metrics of the entry are shown in the following graphic. The table shows the number of entries on which the scores are based.










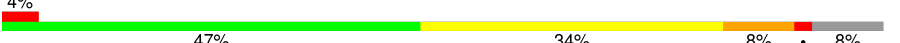











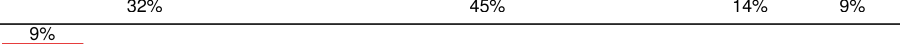





Metric	Whole archive (#Entries)	Similar resolution (#Entries, resolution range(Å))
R _{free}	91344	1578 (3.00-3.00)
Clashscore	102246	1912 (3.00-3.00)
Ramachandran outliers	100387	1853 (3.00-3.00)
Sidechain outliers	100360	1856 (3.00-3.00)
RSRZ outliers	91569	1592 (3.00-3.00)
RNA backbone	2183	1036 (3.40-2.60)

The table below summarises the geometric issues observed across the polymeric chains and their fit to the electron density. The red, orange, yellow and green segments on the lower bar indicate the fraction of residues that contain outliers for ≥ 3 , 2, 1 and 0 types of geometric quality criteria. A grey segment represents the fraction of residues that are not modelled. The numeric value for each fraction is indicated below the corresponding segment, with a dot representing fractions $\leq 5\%$. The upper red bar (where present) indicates the fraction of residues that have poor fit to the electron density. The numeric value is given above the bar.

Mol	Chain	Length	Quality of chain
1	A2	1800	<div><div>2%</div><div><div></div><div>31%</div><div>38%</div><div>23%</div><div>6%</div><div></div></div></div>
2	AA	252	<div><div>2%</div><div><div></div><div>32%</div><div>33%</div><div>15%</div><div></div><div>18%</div></div></div>
2	CA	252	<div><div></div><div><div></div><div>33%</div><div>35%</div><div>12%</div><div></div><div>18%</div></div></div>
3	AB	255	<div><div>12%</div><div><div></div><div>27%</div><div>34%</div><div>18%</div><div>5%</div><div>16%</div></div></div>




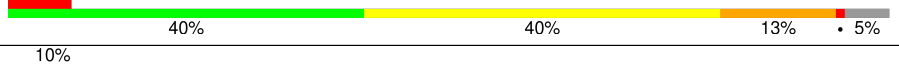







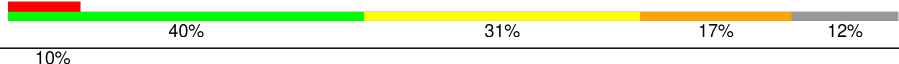
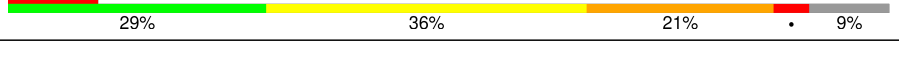

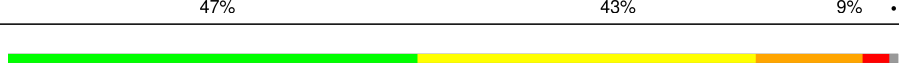

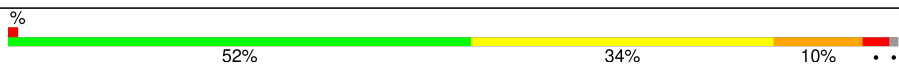


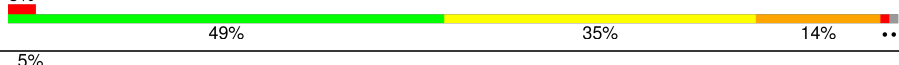
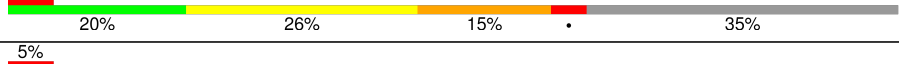




Continued on next page...

Continued from previous page...

Mol	Chain	Length	Quality of chain
3	CB	255	
4	AC	254	
4	CC	254	
5	AD	240	
5	CD	240	
6	AE	261	
6	CE	261	
7	AF	225	
7	CF	225	
8	AG	236	
8	CG	236	
9	AH	190	
9	CH	190	
10	AI	200	
10	CI	200	
11	AJ	197	
11	CJ	197	
12	AK	105	
12	CK	105	
13	AL	156	
13	CL	156	
14	AM	143	
14	CM	143	
15	AN	151	
15	CN	151	

Continued on next page...

Continued from previous page...

Mol	Chain	Length	Quality of chain
16	AO	137	
16	CO	137	
17	AP	142	
17	CP	142	
18	AQ	143	
18	CQ	143	
19	AR	136	
19	CR	136	
20	AS	146	
20	CS	146	
21	AT	144	
21	CT	144	
22	AU	121	
22	CU	121	
23	AV	87	
23	CV	87	
24	AW	130	
24	CW	130	
25	AX	145	
25	CX	145	
26	AY	135	
26	CY	135	
27	AZ	108	
27	CZ	108	
28	Aa	119	


























Continued on next page...

Continued from previous page...

Mol	Chain	Length	Quality of chain
28	Ca	119	
29	Ab	82	
29	Cb	82	
30	Ac	67	
30	Cc	67	
31	Ad	56	
31	Cd	56	
32	Ae	63	
32	Ce	63	
33	Af	152	
33	Cf	152	
34	Ag	319	
34	Cg	319	
35	Ah	273	
36	A1	3396	
36	A5	3396	
37	A3	121	
37	A7	121	
38	A4	158	
38	A8	158	
39	BA	254	
39	DA	254	
40	BB	387	
40	DB	387	
41	BC	362	

Continued on next page...

Continued from previous page...

Mol	Chain	Length	Quality of chain
41	DC	362	
42	BD	297	
42	DD	297	
43	BE	176	
43	DE	176	
44	BF	244	
44	DF	244	
45	BG	256	
45	DG	256	
46	BH	191	
46	DH	191	
47	BI	221	
47	DI	221	
48	BJ	174	
48	DJ	174	
49	BL	199	
49	DL	199	
50	BM	138	
50	DM	138	
51	BN	204	
51	DN	204	
52	BO	219	
52	DO	219	
53	BP	184	
53	DP	184	

Continued on next page...

Continued from previous page...

Mol	Chain	Length	Quality of chain
54	BQ	186	
54	DQ	186	
55	BR	189	
55	DR	189	
56	BS	172	
56	DS	172	
57	BT	160	
57	DT	160	
58	BU	121	
58	DU	121	
59	BV	137	
59	DV	137	
60	BW	155	
60	DW	155	
61	BX	142	
61	DX	142	
62	BY	127	
62	DY	127	
63	BZ	136	
63	DZ	136	
64	Ba	149	
64	Da	149	
65	Bb	59	
65	Db	59	
66	Bc	105	

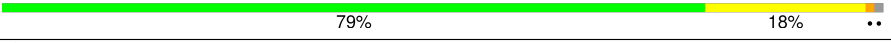

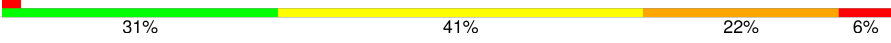




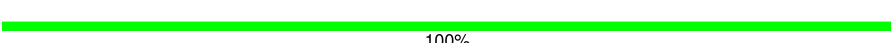
Continued on next page...

Continued from previous page...

Mol	Chain	Length	Quality of chain
66	Dc	105	
67	Bd	113	
67	Dd	113	
68	Be	130	
68	De	130	
69	Bf	107	
69	Df	107	
70	Bg	121	
70	Dg	121	
71	Bh	120	
71	Dh	120	
72	Bi	100	
72	Di	100	
73	Bj	88	
73	Dj	88	
74	Bk	78	
74	Dk	78	
75	Bl	51	
75	Dl	51	
76	Bm	128	
76	Dm	128	
77	Bn	25	
77	Dn	25	
78	Bo	106	
78	Do	106	

Continued on next page...

Continued from previous page...

Mol	Chain	Length	Quality of chain
79	Bp	92	
79	Dp	92	
80	A6	1800	
81	Ch	273	
82	DK	155	
83	Dq	312	
84	Dr	47	
85	Ds	46	

The following table lists non-polymeric compounds, carbohydrate monomers and non-standard residues in protein, DNA, RNA chains that are outliers for geometric or electron-density-fit criteria:

Mol	Type	Chain	Res	Chirality	Geometry	Clashes	Electron density
86	OHX	A1	3407	-	-	-	X
86	OHX	A1	3408	-	-	-	X
86	OHX	A1	3409	-	-	-	X
86	OHX	A1	3410	-	-	-	X
86	OHX	A1	3414	-	-	X	X
86	OHX	A1	3417	-	-	-	X
86	OHX	A1	3421	-	-	-	X
86	OHX	A1	3426	-	-	-	X
86	OHX	A1	3430	-	-	-	X
86	OHX	A1	3432	-	-	X	-
86	OHX	A1	3439	-	-	X	-
86	OHX	A1	3452	-	-	X	-
86	OHX	A1	3453	-	-	-	X
86	OHX	A1	3457	-	-	X	-
86	OHX	A1	3458	-	-	X	-
86	OHX	A1	3463	-	-	X	-
86	OHX	A1	3466	-	-	X	-
86	OHX	A1	3467	-	-	X	-
86	OHX	A1	3471	-	-	X	-
86	OHX	A1	3477	-	-	-	X
86	OHX	A1	3478	-	-	X	-
86	OHX	A1	3479	-	-	X	-
86	OHX	A1	3481	-	-	X	-

Continued on next page...

Continued from previous page...

Mol	Type	Chain	Res	Chirality	Geometry	Clashes	Electron density
86	OHX	A1	3483	-	-	X	-
86	OHX	A1	3491	-	-	X	-
86	OHX	A1	3494	-	-	-	X
86	OHX	A1	3496	-	-	X	-
86	OHX	A1	3497	-	-	X	X
86	OHX	A1	3498	-	-	-	X
86	OHX	A1	3503	-	-	X	-
86	OHX	A1	3506	-	-	X	-
86	OHX	A1	3509	-	-	X	-
86	OHX	A1	3512	-	-	X	-
86	OHX	A1	3516	-	-	X	-
86	OHX	A1	3520	-	-	X	-
86	OHX	A1	3521	-	-	X	-
86	OHX	A1	3522	-	-	-	X
86	OHX	A1	3528	-	-	-	X
86	OHX	A1	3529	-	-	-	X
86	OHX	A1	3532	-	-	-	X
86	OHX	A1	3542	-	-	X	-
86	OHX	A1	3548	-	-	-	X
86	OHX	A1	3549	-	-	X	X
86	OHX	A1	3553	-	-	-	X
86	OHX	A1	3556	-	-	X	-
86	OHX	A1	3562	-	-	X	-
86	OHX	A1	3565	-	-	X	-
86	OHX	A1	3574	-	-	X	-
86	OHX	A1	3578	-	-	X	-
86	OHX	A1	3579	-	-	-	X
86	OHX	A1	3582	-	-	-	X
86	OHX	A1	3584	-	-	X	-
86	OHX	A1	3591	-	-	X	-
86	OHX	A1	3598	-	-	X	-
86	OHX	A1	3599	-	-	X	X
86	OHX	A1	3600	-	-	-	X
86	OHX	A1	3601	-	-	X	-
86	OHX	A1	3602	-	-	X	-
86	OHX	A1	3603	-	-	X	-
86	OHX	A1	3604	-	-	X	-
86	OHX	A1	3607	-	-	X	-
86	OHX	A1	3608	-	-	-	X
86	OHX	A1	3614	-	-	X	-
86	OHX	A1	3619	-	-	-	X
86	OHX	A1	3627	-	-	X	-

Continued on next page...

Continued from previous page...

Mol	Type	Chain	Res	Chirality	Geometry	Clashes	Electron density
86	OHX	A1	3631	-	-	X	-
86	OHX	A1	3641	-	-	-	X
86	OHX	A1	3650	-	-	X	X
86	OHX	A1	3652	-	-	-	X
86	OHX	A1	3659	-	-	X	-
86	OHX	A1	3660	-	-	-	X
86	OHX	A1	3662	-	-	-	X
86	OHX	A1	3663	-	-	-	X
86	OHX	A1	3665	-	-	X	X
86	OHX	A1	3666	-	-	-	X
86	OHX	A1	3667	-	-	X	-
86	OHX	A1	3671	-	-	X	X
86	OHX	A1	3672	-	-	-	X
86	OHX	A1	3677	-	-	-	X
86	OHX	A1	3679	-	-	-	X
86	OHX	A1	3680	-	-	X	-
86	OHX	A1	3687	-	-	X	X
86	OHX	A1	3689	-	-	-	X
86	OHX	A1	3693	-	-	X	-
86	OHX	A1	3697	-	-	-	X
86	OHX	A1	3698	-	-	X	-
86	OHX	A1	3699	-	-	-	X
86	OHX	A1	3701	-	-	-	X
86	OHX	A1	3706	-	-	X	-
86	OHX	A1	3710	-	-	X	-
86	OHX	A1	3712	-	-	X	-
86	OHX	A1	3716	-	-	X	X
86	OHX	A1	3717	-	-	X	-
86	OHX	A1	3718	-	-	X	-
86	OHX	A1	3720	-	-	-	X
86	OHX	A1	3722	-	-	X	-
86	OHX	A1	3725	-	-	X	-
86	OHX	A1	3729	-	-	-	X
86	OHX	A1	3731	-	-	-	X
86	OHX	A1	3732	-	-	-	X
86	OHX	A1	3735	-	-	X	X
86	OHX	A1	3738	-	-	X	-
86	OHX	A1	3739	-	-	-	X
86	OHX	A1	3740	-	-	-	X
86	OHX	A1	3742	-	-	X	-
86	OHX	A1	3743	-	-	-	X
86	OHX	A1	3744	-	-	X	-

Continued on next page...

Continued from previous page...

Mol	Type	Chain	Res	Chirality	Geometry	Clashes	Electron density
86	OHX	A1	3746	-	-	X	X
86	OHX	A1	3748	-	-	X	-
86	OHX	A1	3750	-	-	X	X
86	OHX	A1	3751	-	-	X	-
86	OHX	A1	3757	-	-	X	-
86	OHX	A1	3759	-	-	-	X
86	OHX	A1	3762	-	-	X	X
86	OHX	A1	3766	-	-	-	X
86	OHX	A1	3768	-	-	-	X
86	OHX	A1	3773	-	-	-	X
86	OHX	A1	3776	-	-	X	-
86	OHX	A1	3777	-	-	X	-
86	OHX	A1	3785	-	-	X	X
86	OHX	A1	3788	-	-	X	X
86	OHX	A1	3789	-	-	X	-
86	OHX	A1	3792	-	-	X	-
86	OHX	A1	3794	-	-	-	X
86	OHX	A1	3795	-	-	X	X
86	OHX	A1	3796	-	-	-	X
86	OHX	A1	3798	-	-	X	X
86	OHX	A1	3800	-	-	X	-
86	OHX	A1	3801	-	-	X	X
86	OHX	A1	3802	-	-	X	X
86	OHX	A1	3804	-	-	-	X
86	OHX	A1	3805	-	-	X	-
86	OHX	A1	3806	-	-	X	-
86	OHX	A1	3810	-	-	X	X
86	OHX	A1	3811	-	-	X	-
86	OHX	A1	3812	-	-	X	X
86	OHX	A1	3814	-	-	-	X
86	OHX	A1	3815	-	-	-	X
86	OHX	A1	3816	-	-	X	-
86	OHX	A2	1907	-	-	X	-
86	OHX	A2	1909	-	-	-	X
86	OHX	A2	1914	-	-	X	-
86	OHX	A2	1915	-	-	X	-
86	OHX	A2	1918	-	-	X	-
86	OHX	A2	1921	-	-	X	-
86	OHX	A2	1922	-	-	X	-
86	OHX	A2	1954	-	-	X	-
86	OHX	A2	1962	-	-	X	X
86	OHX	A2	1964	-	-	X	-

Continued on next page...

Continued from previous page...

Mol	Type	Chain	Res	Chirality	Geometry	Clashes	Electron density
86	OHX	A2	1965	-	-	X	-
86	OHX	A2	1966	-	-	-	X
86	OHX	A2	1969	-	-	X	-
86	OHX	A2	1970	-	-	X	-
86	OHX	A2	1975	-	-	X	-
86	OHX	A2	1978	-	-	X	-
86	OHX	A2	1983	-	-	X	-
86	OHX	A2	1989	-	-	X	-
86	OHX	A2	1997	-	-	X	X
86	OHX	A2	1998	-	-	-	X
86	OHX	A2	2014	-	-	X	-
86	OHX	A2	2017	-	-	X	-
86	OHX	A2	2020	-	-	-	X
86	OHX	A2	2021	-	-	X	-
86	OHX	A2	2028	-	-	-	X
86	OHX	A2	2029	-	-	X	X
86	OHX	A2	2030	-	-	-	X
86	OHX	A2	2033	-	-	-	X
86	OHX	A2	2035	-	-	-	X
86	OHX	A2	2039	-	-	-	X
86	OHX	A2	2046	-	-	-	X
86	OHX	A2	2047	-	-	-	X
86	OHX	A2	2048	-	-	X	-
86	OHX	A2	2051	-	-	-	X
86	OHX	A2	2052	-	-	X	-
86	OHX	A2	2053	-	-	-	X
86	OHX	A2	2065	-	-	-	X
86	OHX	A2	2066	-	-	X	X
86	OHX	A2	2067	-	-	X	X
86	OHX	A2	2068	-	-	-	X
86	OHX	A2	2069	-	-	-	X
86	OHX	A2	2071	-	-	X	-
86	OHX	A2	2074	-	-	X	X
86	OHX	A2	2076	-	-	X	-
86	OHX	A2	2077	-	-	-	X
86	OHX	A2	2078	-	-	-	X
86	OHX	A2	2082	-	-	X	-
86	OHX	A2	2083	-	-	-	X
86	OHX	A2	2086	-	-	X	X
86	OHX	A3	212	-	-	-	X
86	OHX	A3	213	-	-	-	X
86	OHX	A4	208	-	-	-	X

Continued on next page...

Continued from previous page...

Mol	Type	Chain	Res	Chirality	Geometry	Clashes	Electron density
86	OHX	A4	211	-	-	-	X
86	OHX	A4	212	-	-	-	X
86	OHX	A5	3402	-	-	X	-
86	OHX	A5	3404	-	-	X	-
86	OHX	A5	3405	-	-	-	X
86	OHX	A5	3414	-	-	-	X
86	OHX	A5	3415	-	-	-	X
86	OHX	A5	3416	-	-	-	X
86	OHX	A5	3419	-	-	-	X
86	OHX	A5	3422	-	-	-	X
86	OHX	A5	3424	-	-	-	X
86	OHX	A5	3427	-	-	-	X
86	OHX	A5	3428	-	-	-	X
86	OHX	A5	3429	-	-	-	X
86	OHX	A5	3438	-	-	-	X
86	OHX	A5	3457	-	-	X	-
86	OHX	A5	3458	-	-	X	-
86	OHX	A5	3461	-	-	X	-
86	OHX	A5	3464	-	-	X	-
86	OHX	A5	3465	-	-	X	-
86	OHX	A5	3470	-	-	X	-
86	OHX	A5	3472	-	-	-	X
86	OHX	A5	3473	-	-	X	-
86	OHX	A5	3474	-	-	X	-
86	OHX	A5	3477	-	-	X	-
86	OHX	A5	3480	-	-	X	-
86	OHX	A5	3483	-	-	-	X
86	OHX	A5	3487	-	-	X	-
86	OHX	A5	3489	-	-	X	-
86	OHX	A5	3491	-	-	X	-
86	OHX	A5	3492	-	-	X	-
86	OHX	A5	3499	-	-	-	X
86	OHX	A5	3502	-	-	-	X
86	OHX	A5	3509	-	-	X	-
86	OHX	A5	3513	-	-	X	-
86	OHX	A5	3514	-	-	X	-
86	OHX	A5	3515	-	-	X	-
86	OHX	A5	3516	-	-	X	-
86	OHX	A5	3517	-	-	X	X
86	OHX	A5	3518	-	-	X	-
86	OHX	A5	3521	-	-	X	-
86	OHX	A5	3526	-	-	X	-

Continued on next page...

Continued from previous page...

Mol	Type	Chain	Res	Chirality	Geometry	Clashes	Electron density
86	OHX	A5	3532	-	-	X	-
86	OHX	A5	3533	-	-	X	-
86	OHX	A5	3536	-	-	X	-
86	OHX	A5	3538	-	-	X	X
86	OHX	A5	3541	-	-	-	X
86	OHX	A5	3542	-	-	X	X
86	OHX	A5	3548	-	-	X	-
86	OHX	A5	3550	-	-	X	-
86	OHX	A5	3553	-	-	-	X
86	OHX	A5	3560	-	-	-	X
86	OHX	A5	3567	-	-	X	-
86	OHX	A5	3569	-	-	X	-
86	OHX	A5	3570	-	-	-	X
86	OHX	A5	3576	-	-	-	X
86	OHX	A5	3577	-	-	X	X
86	OHX	A5	3580	-	-	X	-
86	OHX	A5	3581	-	-	X	-
86	OHX	A5	3587	-	-	-	X
86	OHX	A5	3591	-	-	X	-
86	OHX	A5	3595	-	-	X	-
86	OHX	A5	3598	-	-	X	-
86	OHX	A5	3603	-	-	X	-
86	OHX	A5	3605	-	-	-	X
86	OHX	A5	3606	-	-	X	-
86	OHX	A5	3607	-	-	X	-
86	OHX	A5	3610	-	-	X	-
86	OHX	A5	3614	-	-	-	X
86	OHX	A5	3617	-	-	X	-
86	OHX	A5	3633	-	-	-	X
86	OHX	A5	3640	-	-	X	-
86	OHX	A5	3642	-	-	X	-
86	OHX	A5	3644	-	-	X	-
86	OHX	A5	3645	-	-	-	X
86	OHX	A5	3646	-	-	-	X
86	OHX	A5	3648	-	-	-	X
86	OHX	A5	3657	-	-	-	X
86	OHX	A5	3658	-	-	-	X
86	OHX	A5	3659	-	-	-	X
86	OHX	A5	3660	-	-	X	-
86	OHX	A5	3662	-	-	X	X
86	OHX	A5	3663	-	-	-	X
86	OHX	A5	3664	-	-	-	X

Continued on next page...

Continued from previous page...

Mol	Type	Chain	Res	Chirality	Geometry	Clashes	Electron density
86	OHX	A5	3665	-	-	-	X
86	OHX	A5	3666	-	-	X	X
86	OHX	A5	3667	-	-	X	-
86	OHX	A5	3674	-	-	-	X
86	OHX	A5	3678	-	-	-	X
86	OHX	A5	3680	-	-	X	X
86	OHX	A5	3681	-	-	X	X
86	OHX	A5	3683	-	-	-	X
86	OHX	A5	3685	-	-	-	X
86	OHX	A5	3694	-	-	-	X
86	OHX	A5	3695	-	-	X	-
86	OHX	A5	3699	-	-	X	X
86	OHX	A5	3700	-	-	-	X
86	OHX	A5	3702	-	-	-	X
86	OHX	A5	3707	-	-	-	X
86	OHX	A5	3713	-	-	-	X
86	OHX	A5	3715	-	-	-	X
86	OHX	A5	3717	-	-	-	X
86	OHX	A5	3720	-	-	X	-
86	OHX	A5	3722	-	-	X	-
86	OHX	A5	3723	-	-	X	-
86	OHX	A5	3724	-	-	-	X
86	OHX	A5	3728	-	-	-	X
86	OHX	A5	3729	-	-	X	-
86	OHX	A5	3732	-	-	X	X
86	OHX	A5	3734	-	-	X	X
86	OHX	A5	3736	-	-	-	X
86	OHX	A5	3737	-	-	X	-
86	OHX	A5	3738	-	-	X	-
86	OHX	A5	3739	-	-	X	-
86	OHX	A5	3740	-	-	X	-
86	OHX	A5	3741	-	-	X	-
86	OHX	A5	3742	-	-	X	X
86	OHX	A5	3743	-	-	X	-
86	OHX	A5	3744	-	-	-	X
86	OHX	A5	3748	-	-	-	X
86	OHX	A5	3752	-	-	-	X
86	OHX	A5	3756	-	-	-	X
86	OHX	A5	3759	-	-	X	-
86	OHX	A5	3762	-	-	X	X
86	OHX	A5	3763	-	-	X	-
86	OHX	A5	3772	-	-	X	-

Continued on next page...

Continued from previous page...

Mol	Type	Chain	Res	Chirality	Geometry	Clashes	Electron density
86	OHX	A5	3774	-	-	-	X
86	OHX	A5	3779	-	-	X	-
86	OHX	A5	3792	-	-	-	X
86	OHX	A5	3794	-	-	-	X
86	OHX	A5	3795	-	-	X	-
86	OHX	A5	3796	-	-	-	X
86	OHX	A5	3799	-	-	-	X
86	OHX	A5	3801	-	-	X	-
86	OHX	A5	3802	-	-	-	X
86	OHX	A5	3803	-	-	X	-
86	OHX	A5	3807	-	-	X	-
86	OHX	A5	3808	-	-	X	-
86	OHX	A5	3809	-	-	X	-
86	OHX	A5	3810	-	-	X	-
86	OHX	A5	3811	-	-	X	-
86	OHX	A5	3812	-	-	X	-
86	OHX	A5	3813	-	-	X	X
86	OHX	A5	3814	-	-	X	-
86	OHX	A5	3815	-	-	X	-
86	OHX	A5	3820	-	-	X	-
86	OHX	A5	3821	-	-	X	-
86	OHX	A6	1902	-	-	-	X
86	OHX	A6	1903	-	-	-	X
86	OHX	A6	1907	-	-	-	X
86	OHX	A6	1909	-	-	X	-
86	OHX	A6	1915	-	-	X	-
86	OHX	A6	1922	-	-	X	-
86	OHX	A6	1923	-	-	X	-
86	OHX	A6	1933	-	-	X	-
86	OHX	A6	1940	-	-	X	-
86	OHX	A6	1941	-	-	X	X
86	OHX	A6	1956	-	-	X	-
86	OHX	A6	1961	-	-	X	X
86	OHX	A6	1967	-	-	X	-
86	OHX	A6	1969	-	-	-	X
86	OHX	A6	1976	-	-	X	-
86	OHX	A6	1988	-	-	-	X
86	OHX	A6	2002	-	-	X	-
86	OHX	A6	2005	-	-	X	-
86	OHX	A6	2009	-	-	X	-
86	OHX	A6	2015	-	-	X	-
86	OHX	A6	2016	-	-	X	-

Continued on next page...

Continued from previous page...

Mol	Type	Chain	Res	Chirality	Geometry	Clashes	Electron density
86	OHX	A6	2033	-	-	X	X
86	OHX	A6	2041	-	-	-	X
86	OHX	A6	2045	-	-	-	X
86	OHX	A6	2054	-	-	X	X
86	OHX	A6	2057	-	-	X	X
86	OHX	A6	2058	-	-	X	-
86	OHX	A6	2061	-	-	-	X
86	OHX	A6	2062	-	-	X	X
86	OHX	A6	2068	-	-	X	X
86	OHX	A6	2071	-	-	X	X
86	OHX	A6	2076	-	-	-	X
86	OHX	A6	2083	-	-	-	X
86	OHX	A6	2085	-	-	X	-
86	OHX	A6	2086	-	-	X	X
86	OHX	A6	2090	-	-	X	X
86	OHX	A6	2092	-	-	X	X
86	OHX	A6	2094	-	-	-	X
86	OHX	A6	2095	-	-	-	X
86	OHX	A6	2098	-	-	X	X
86	OHX	A6	2099	-	-	X	-
86	OHX	A6	2100	-	-	X	X
86	OHX	A7	203	-	-	X	-
86	OHX	A7	209	-	-	X	-
86	OHX	A7	211	-	-	X	-
86	OHX	A7	212	-	-	-	X
86	OHX	A7	213	-	-	-	X
86	OHX	A8	202	-	-	-	X
86	OHX	A8	203	-	-	X	-
86	OHX	A8	211	-	-	X	-
86	OHX	A8	212	-	-	X	-
86	OHX	A8	213	-	-	-	X
86	OHX	A8	215	-	-	-	X
86	OHX	A8	218	-	-	X	X
86	OHX	A8	220	-	-	-	X
86	OHX	AC	301	-	-	X	X
86	OHX	AL	201	-	-	X	-
86	OHX	BA	301	-	-	X	X
86	OHX	BI	301	-	-	X	-
86	OHX	BI	302	-	-	X	-
86	OHX	BI	303	-	-	X	X
86	OHX	BI	304	-	-	X	-
86	OHX	BP	201	-	-	-	X

Continued on next page...

Continued from previous page...

Mol	Type	Chain	Res	Chirality	Geometry	Clashes	Electron density
86	OHX	Bj	103	-	-	-	X
86	OHX	CG	301	-	-	X	-
86	OHX	CG	302	-	-	X	-
86	OHX	CL	201	-	-	X	-
86	OHX	CP	202	-	-	X	X
86	OHX	DA	302	-	-	X	-
86	OHX	DD	301	-	-	-	X
86	OHX	DG	301	-	-	X	X
86	OHX	Dg	201	-	-	-	X
87	MG	A1	3827	-	-	-	X
87	MG	A1	3829	-	-	-	X
87	MG	A1	3833	-	-	-	X
87	MG	A1	3836	-	-	-	X
87	MG	A1	3852	-	-	-	X
87	MG	A1	3856	-	-	-	X
87	MG	A1	3860	-	-	-	X
87	MG	A1	3874	-	-	-	X
87	MG	A1	3894	-	-	-	X
87	MG	A1	3896	-	-	-	X
87	MG	A1	3898	-	-	-	X
87	MG	A1	3910	-	-	-	X
87	MG	A1	3912	-	-	-	X
87	MG	A1	3913	-	-	-	X
87	MG	A1	3920	-	-	-	X
87	MG	A1	3923	-	-	-	X
87	MG	A1	3924	-	-	-	X
87	MG	A1	3930	-	-	-	X
87	MG	A1	3931	-	-	-	X
87	MG	A1	3936	-	-	-	X
87	MG	A1	3937	-	-	-	X
87	MG	A1	3941	-	-	-	X
87	MG	A1	3946	-	-	-	X
87	MG	A1	3947	-	-	-	X
87	MG	A1	3949	-	-	-	X
87	MG	A1	3951	-	-	-	X
87	MG	A1	3954	-	-	-	X
87	MG	A1	3956	-	-	-	X
87	MG	A1	3957	-	-	-	X
87	MG	A1	3958	-	-	-	X
87	MG	A1	3969	-	-	-	X
87	MG	A1	3971	-	-	-	X
87	MG	A1	3972	-	-	-	X

Continued on next page...

Continued from previous page...

Mol	Type	Chain	Res	Chirality	Geometry	Clashes	Electron density
87	MG	A1	3973	-	-	-	X
87	MG	A1	3977	-	-	-	X
87	MG	A1	3980	-	-	-	X
87	MG	A1	3981	-	-	-	X
87	MG	A1	3982	-	-	-	X
87	MG	A1	3984	-	-	-	X
87	MG	A1	3989	-	-	-	X
87	MG	A1	3990	-	-	-	X
87	MG	A1	3999	-	-	-	X
87	MG	A1	4001	-	-	-	X
87	MG	A1	4004	-	-	-	X
87	MG	A1	4005	-	-	-	X
87	MG	A1	4006	-	-	-	X
87	MG	A1	4008	-	-	-	X
87	MG	A1	4013	-	-	-	X
87	MG	A1	4014	-	-	-	X
87	MG	A1	4015	-	-	-	X
87	MG	A1	4016	-	-	-	X
87	MG	A1	4018	-	-	-	X
87	MG	A1	4019	-	-	-	X
87	MG	A1	4023	-	-	-	X
87	MG	A1	4025	-	-	-	X
87	MG	A1	4026	-	-	-	X
87	MG	A1	4028	-	-	-	X
87	MG	A1	4039	-	-	-	X
87	MG	A1	4061	-	-	-	X
87	MG	A1	4064	-	-	-	X
87	MG	A1	4065	-	-	-	X
87	MG	A1	4077	-	-	-	X
87	MG	A1	4084	-	-	-	X
87	MG	A1	4091	-	-	-	X
87	MG	A1	4092	-	-	-	X
87	MG	A1	4104	-	-	-	X
87	MG	A1	4114	-	-	-	X
87	MG	A1	4115	-	-	-	X
87	MG	A1	4123	-	-	-	X
87	MG	A1	4135	-	-	-	X
87	MG	A1	4141	-	-	-	X
87	MG	A1	4142	-	-	-	X
87	MG	A1	4144	-	-	-	X
87	MG	A1	4159	-	-	-	X
87	MG	A1	4167	-	-	-	X

Continued on next page...

Continued from previous page...

Mol	Type	Chain	Res	Chirality	Geometry	Clashes	Electron density
87	MG	A1	4184	-	-	-	X
87	MG	A1	4190	-	-	-	X
87	MG	A1	4198	-	-	-	X
87	MG	A1	4199	-	-	-	X
87	MG	A1	4200	-	-	-	X
87	MG	A1	4201	-	-	-	X
87	MG	A1	4204	-	-	-	X
87	MG	A1	4208	-	-	-	X
87	MG	A1	4210	-	-	-	X
87	MG	A1	4212	-	-	-	X
87	MG	A1	4232	-	-	-	X
87	MG	A1	4239	-	-	-	X
87	MG	A1	4240	-	-	-	X
87	MG	A1	4241	-	-	-	X
87	MG	A1	4246	-	-	-	X
87	MG	A1	4248	-	-	-	X
87	MG	A1	4263	-	-	-	X
87	MG	A1	4265	-	-	-	X
87	MG	A1	4274	-	-	-	X
87	MG	A1	4308	-	-	-	X
87	MG	A1	4312	-	-	-	X
87	MG	A1	4318	-	-	-	X
87	MG	A1	4326	-	-	-	X
87	MG	A1	4329	-	-	-	X
87	MG	A1	4333	-	-	-	X
87	MG	A1	4334	-	-	-	X
87	MG	A1	4335	-	-	-	X
87	MG	A1	4338	-	-	-	X
87	MG	A1	4349	-	-	-	X
87	MG	A1	4350	-	-	-	X
87	MG	A1	4357	-	-	-	X
87	MG	A1	4360	-	-	-	X
87	MG	A1	4371	-	-	-	X
87	MG	A1	4374	-	-	-	X
87	MG	A1	4375	-	-	-	X
87	MG	A1	4376	-	-	-	X
87	MG	A1	4377	-	-	-	X
87	MG	A1	4381	-	-	-	X
87	MG	A1	4384	-	-	-	X
87	MG	A1	4388	-	-	-	X
87	MG	A1	4389	-	-	-	X
87	MG	A1	4390	-	-	-	X

Continued on next page...

Continued from previous page...

Mol	Type	Chain	Res	Chirality	Geometry	Clashes	Electron density
87	MG	A1	4392	-	-	-	X
87	MG	A1	4393	-	-	-	X
87	MG	A1	4394	-	-	-	X
87	MG	A1	4405	-	-	-	X
87	MG	A1	4406	-	-	-	X
87	MG	A1	4407	-	-	-	X
87	MG	A1	4408	-	-	-	X
87	MG	A1	4409	-	-	-	X
87	MG	A1	4415	-	-	-	X
87	MG	A1	4417	-	-	-	X
87	MG	A1	4418	-	-	-	X
87	MG	A1	4424	-	-	-	X
87	MG	A1	4428	-	-	-	X
87	MG	A1	4429	-	-	-	X
87	MG	A1	4433	-	-	-	X
87	MG	A1	4434	-	-	-	X
87	MG	A1	4441	-	-	-	X
87	MG	A1	4442	-	-	-	X
87	MG	A1	4443	-	-	-	X
87	MG	A1	4445	-	-	-	X
87	MG	A1	4455	-	-	-	X
87	MG	A1	4458	-	-	-	X
87	MG	A1	4465	-	-	-	X
87	MG	A1	4467	-	-	-	X
87	MG	A1	4469	-	-	-	X
87	MG	A1	4475	-	-	-	X
87	MG	A1	4476	-	-	-	X
87	MG	A1	4488	-	-	-	X
87	MG	A1	4491	-	-	-	X
87	MG	A1	4496	-	-	-	X
87	MG	A1	4503	-	-	-	X
87	MG	A1	4504	-	-	-	X
87	MG	A2	2098	-	-	-	X
87	MG	A2	2099	-	-	-	X
87	MG	A2	2100	-	-	-	X
87	MG	A2	2102	-	-	-	X
87	MG	A2	2103	-	-	-	X
87	MG	A2	2107	-	-	-	X
87	MG	A2	2110	-	-	-	X
87	MG	A2	2112	-	-	-	X
87	MG	A2	2115	-	-	-	X
87	MG	A2	2117	-	-	-	X

Continued on next page...

Continued from previous page...

Mol	Type	Chain	Res	Chirality	Geometry	Clashes	Electron density
87	MG	A2	2119	-	-	-	X
87	MG	A2	2126	-	-	-	X
87	MG	A2	2127	-	-	-	X
87	MG	A2	2128	-	-	-	X
87	MG	A2	2129	-	-	-	X
87	MG	A2	2141	-	-	-	X
87	MG	A2	2149	-	-	-	X
87	MG	A2	2157	-	-	-	X
87	MG	A2	2159	-	-	-	X
87	MG	A2	2168	-	-	-	X
87	MG	A2	2176	-	-	-	X
87	MG	A2	2186	-	-	-	X
87	MG	A2	2195	-	-	-	X
87	MG	A2	2203	-	-	-	X
87	MG	A2	2207	-	-	-	X
87	MG	A2	2232	-	-	-	X
87	MG	A2	2238	-	-	-	X
87	MG	A2	2248	-	-	-	X
87	MG	A2	2256	-	-	-	X
87	MG	A2	2257	-	-	-	X
87	MG	A3	227	-	-	-	X
87	MG	A4	223	-	-	-	X
87	MG	A4	225	-	-	-	X
87	MG	A4	238	-	-	-	X
87	MG	A4	239	-	-	-	X
87	MG	A4	241	-	-	-	X
87	MG	A4	246	-	-	-	X
87	MG	A5	3408	-	-	-	X
87	MG	A5	3412	-	-	-	X
87	MG	A5	3835	-	-	-	X
87	MG	A5	3841	-	-	-	X
87	MG	A5	3847	-	-	-	X
87	MG	A5	3850	-	-	-	X
87	MG	A5	3851	-	-	-	X
87	MG	A5	3863	-	-	-	X
87	MG	A5	3865	-	-	-	X
87	MG	A5	3871	-	-	-	X
87	MG	A5	3877	-	-	-	X
87	MG	A5	3880	-	-	-	X
87	MG	A5	3884	-	-	-	X
87	MG	A5	3893	-	-	-	X
87	MG	A5	3895	-	-	-	X

Continued on next page...

Continued from previous page...

Mol	Type	Chain	Res	Chirality	Geometry	Clashes	Electron density
87	MG	A5	3903	-	-	-	X
87	MG	A5	3924	-	-	-	X
87	MG	A5	3927	-	-	-	X
87	MG	A5	3928	-	-	-	X
87	MG	A5	3932	-	-	-	X
87	MG	A5	3936	-	-	-	X
87	MG	A5	3940	-	-	-	X
87	MG	A5	3941	-	-	-	X
87	MG	A5	3942	-	-	-	X
87	MG	A5	3943	-	-	-	X
87	MG	A5	3946	-	-	-	X
87	MG	A5	3948	-	-	-	X
87	MG	A5	3954	-	-	-	X
87	MG	A5	3956	-	-	-	X
87	MG	A5	3957	-	-	-	X
87	MG	A5	3958	-	-	-	X
87	MG	A5	3963	-	-	-	X
87	MG	A5	3967	-	-	-	X
87	MG	A5	3974	-	-	-	X
87	MG	A5	3977	-	-	-	X
87	MG	A5	3978	-	-	-	X
87	MG	A5	3979	-	-	-	X
87	MG	A5	3982	-	-	-	X
87	MG	A5	3983	-	-	-	X
87	MG	A5	3984	-	-	-	X
87	MG	A5	3986	-	-	-	X
87	MG	A5	3988	-	-	-	X
87	MG	A5	3993	-	-	-	X
87	MG	A5	3998	-	-	-	X
87	MG	A5	3999	-	-	-	X
87	MG	A5	4001	-	-	-	X
87	MG	A5	4002	-	-	-	X
87	MG	A5	4003	-	-	-	X
87	MG	A5	4004	-	-	-	X
87	MG	A5	4007	-	-	-	X
87	MG	A5	4008	-	-	-	X
87	MG	A5	4015	-	-	-	X
87	MG	A5	4018	-	-	-	X
87	MG	A5	4019	-	-	-	X
87	MG	A5	4020	-	-	-	X
87	MG	A5	4022	-	-	-	X
87	MG	A5	4023	-	-	-	X

Continued on next page...

Continued from previous page...

Mol	Type	Chain	Res	Chirality	Geometry	Clashes	Electron density
87	MG	A5	4026	-	-	-	X
87	MG	A5	4027	-	-	-	X
87	MG	A5	4028	-	-	-	X
87	MG	A5	4029	-	-	-	X
87	MG	A5	4031	-	-	-	X
87	MG	A5	4032	-	-	-	X
87	MG	A5	4045	-	-	-	X
87	MG	A5	4049	-	-	-	X
87	MG	A5	4056	-	-	-	X
87	MG	A5	4057	-	-	-	X
87	MG	A5	4060	-	-	-	X
87	MG	A5	4062	-	-	-	X
87	MG	A5	4066	-	-	-	X
87	MG	A5	4067	-	-	-	X
87	MG	A5	4077	-	-	-	X
87	MG	A5	4083	-	-	-	X
87	MG	A5	4086	-	-	-	X
87	MG	A5	4090	-	-	-	X
87	MG	A5	4097	-	-	-	X
87	MG	A5	4106	-	-	-	X
87	MG	A5	4116	-	-	-	X
87	MG	A5	4118	-	-	-	X
87	MG	A5	4120	-	-	-	X
87	MG	A5	4129	-	-	-	X
87	MG	A5	4133	-	-	-	X
87	MG	A5	4148	-	-	-	X
87	MG	A5	4154	-	-	-	X
87	MG	A5	4156	-	-	-	X
87	MG	A5	4159	-	-	-	X
87	MG	A5	4170	-	-	-	X
87	MG	A5	4171	-	-	-	X
87	MG	A5	4181	-	-	-	X
87	MG	A5	4190	-	-	-	X
87	MG	A5	4192	-	-	-	X
87	MG	A5	4193	-	-	-	X
87	MG	A5	4195	-	-	-	X
87	MG	A5	4200	-	-	-	X
87	MG	A5	4207	-	-	-	X
87	MG	A5	4209	-	-	-	X
87	MG	A5	4213	-	-	-	X
87	MG	A5	4219	-	-	-	X
87	MG	A5	4221	-	-	-	X

Continued on next page...

Continued from previous page...

Mol	Type	Chain	Res	Chirality	Geometry	Clashes	Electron density
87	MG	A5	4232	-	-	-	X
87	MG	A5	4238	-	-	-	X
87	MG	A5	4242	-	-	-	X
87	MG	A5	4248	-	-	-	X
87	MG	A5	4249	-	-	-	X
87	MG	A5	4255	-	-	-	X
87	MG	A5	4260	-	-	-	X
87	MG	A5	4265	-	-	-	X
87	MG	A5	4268	-	-	-	X
87	MG	A5	4278	-	-	-	X
87	MG	A5	4279	-	-	-	X
87	MG	A5	4280	-	-	-	X
87	MG	A5	4281	-	-	-	X
87	MG	A5	4286	-	-	-	X
87	MG	A5	4288	-	-	-	X
87	MG	A5	4290	-	-	-	X
87	MG	A5	4291	-	-	-	X
87	MG	A5	4292	-	-	-	X
87	MG	A5	4296	-	-	-	X
87	MG	A5	4297	-	-	-	X
87	MG	A5	4300	-	-	-	X
87	MG	A5	4303	-	-	-	X
87	MG	A5	4305	-	-	-	X
87	MG	A5	4308	-	-	-	X
87	MG	A5	4322	-	-	-	X
87	MG	A5	4328	-	-	-	X
87	MG	A5	4336	-	-	-	X
87	MG	A5	4343	-	-	-	X
87	MG	A5	4344	-	-	-	X
87	MG	A5	4348	-	-	-	X
87	MG	A5	4349	-	-	-	X
87	MG	A5	4350	-	-	-	X
87	MG	A5	4358	-	-	-	X
87	MG	A5	4362	-	-	-	X
87	MG	A5	4365	-	-	-	X
87	MG	A5	4366	-	-	-	X
87	MG	A5	4367	-	-	-	X
87	MG	A5	4369	-	-	-	X
87	MG	A5	4372	-	-	-	X
87	MG	A5	4373	-	-	-	X
87	MG	A5	4376	-	-	-	X
87	MG	A5	4378	-	-	-	X

Continued on next page...

Continued from previous page...

Mol	Type	Chain	Res	Chirality	Geometry	Clashes	Electron density
87	MG	A5	4385	-	-	-	X
87	MG	A5	4388	-	-	-	X
87	MG	A5	4395	-	-	-	X
87	MG	A5	4405	-	-	-	X
87	MG	A5	4410	-	-	-	X
87	MG	A5	4416	-	-	-	X
87	MG	A5	4421	-	-	-	X
87	MG	A5	4423	-	-	-	X
87	MG	A5	4434	-	-	-	X
87	MG	A5	4436	-	-	-	X
87	MG	A5	4445	-	-	-	X
87	MG	A5	4449	-	-	-	X
87	MG	A5	4450	-	-	-	X
87	MG	A5	4453	-	-	-	X
87	MG	A5	4454	-	-	-	X
87	MG	A5	4455	-	-	-	X
87	MG	A5	4459	-	-	-	X
87	MG	A5	4460	-	-	-	X
87	MG	A5	4468	-	-	-	X
87	MG	A5	4472	-	-	-	X
87	MG	A5	4473	-	-	-	X
87	MG	A5	4474	-	-	-	X
87	MG	A5	4475	-	-	-	X
87	MG	A5	4479	-	-	-	X
87	MG	A5	4481	-	-	-	X
87	MG	A5	4482	-	-	-	X
87	MG	A5	4484	-	-	-	X
87	MG	A5	4485	-	-	-	X
87	MG	A5	4486	-	-	-	X
87	MG	A5	4487	-	-	-	X
87	MG	A5	4488	-	-	-	X
87	MG	A5	4489	-	-	-	X
87	MG	A5	4492	-	-	-	X
87	MG	A5	4498	-	-	-	X
87	MG	A5	4501	-	-	-	X
87	MG	A5	4504	-	-	-	X
87	MG	A5	4505	-	-	-	X
87	MG	A5	4507	-	-	-	X
87	MG	A5	4513	-	-	-	X
87	MG	A5	4516	-	-	-	X
87	MG	A5	4517	-	-	-	X
87	MG	A5	4521	-	-	-	X

Continued on next page...

Continued from previous page...

Mol	Type	Chain	Res	Chirality	Geometry	Clashes	Electron density
87	MG	A5	4522	-	-	-	X
87	MG	A5	4525	-	-	-	X
87	MG	A5	4529	-	-	-	X
87	MG	A5	4534	-	-	-	X
87	MG	A5	4539	-	-	-	X
87	MG	A5	4542	-	-	-	X
87	MG	A5	4547	-	-	-	X
87	MG	A5	4549	-	-	-	X
87	MG	A5	4555	-	-	-	X
87	MG	A5	4566	-	-	-	X
87	MG	A5	4569	-	-	-	X
87	MG	A5	4573	-	-	-	X
87	MG	A5	4579	-	-	-	X
87	MG	A6	2101	-	-	-	X
87	MG	A6	2104	-	-	-	X
87	MG	A6	2106	-	-	-	X
87	MG	A6	2110	-	-	-	X
87	MG	A6	2113	-	-	-	X
87	MG	A6	2120	-	-	-	X
87	MG	A6	2124	-	-	-	X
87	MG	A6	2127	-	-	-	X
87	MG	A6	2128	-	-	-	X
87	MG	A6	2132	-	-	-	X
87	MG	A6	2133	-	-	-	X
87	MG	A6	2138	-	-	-	X
87	MG	A6	2139	-	-	-	X
87	MG	A6	2141	-	-	-	X
87	MG	A6	2144	-	-	-	X
87	MG	A6	2151	-	-	-	X
87	MG	A6	2152	-	-	-	X
87	MG	A6	2156	-	-	-	X
87	MG	A6	2157	-	-	-	X
87	MG	A6	2158	-	-	-	X
87	MG	A6	2160	-	-	-	X
87	MG	A6	2161	-	-	-	X
87	MG	A6	2170	-	-	-	X
87	MG	A6	2179	-	-	-	X
87	MG	A6	2183	-	-	-	X
87	MG	A6	2201	-	-	-	X
87	MG	A6	2209	-	-	-	X
87	MG	A6	2233	-	-	-	X
87	MG	A6	2251	-	-	-	X

Continued on next page...

Continued from previous page...

Mol	Type	Chain	Res	Chirality	Geometry	Clashes	Electron density
87	MG	A6	2253	-	-	-	X
87	MG	A6	2271	-	-	-	X
87	MG	A6	2289	-	-	-	X
87	MG	A6	2300	-	-	-	X
87	MG	A6	2311	-	-	-	X
87	MG	A6	2312	-	-	-	X
87	MG	A6	2313	-	-	-	X
87	MG	A6	2314	-	-	-	X
87	MG	A6	2316	-	-	-	X
87	MG	A6	2320	-	-	-	X
87	MG	A6	2322	-	-	-	X
87	MG	A6	2325	-	-	-	X
87	MG	A6	2332	-	-	-	X
87	MG	A6	2336	-	-	-	X
87	MG	A7	227	-	-	-	X
87	MG	A7	238	-	-	-	X
87	MG	A8	223	-	-	-	X
87	MG	A8	234	-	-	-	X
87	MG	AI	303	-	-	-	X
87	MG	AL	202	-	-	-	X
87	MG	AL	203	-	-	-	X
87	MG	Aa	201	-	-	-	X
87	MG	BA	306	-	-	-	X
87	MG	BB	405	-	-	-	X
87	MG	BB	406	-	-	-	X
87	MG	BC	403	-	-	-	X
87	MG	BC	404	-	-	-	X
87	MG	BC	405	-	-	-	X
87	MG	BC	406	-	-	-	X
87	MG	BC	407	-	-	-	X
87	MG	BD	302	-	-	-	X
87	MG	BF	4102	-	-	-	X
87	MG	BI	307	-	-	-	X
87	MG	BL	204	-	-	-	X
87	MG	BL	205	-	-	-	X
87	MG	BN	303	-	-	-	X
87	MG	BN	305	-	-	-	X
87	MG	BN	306	-	-	-	X
87	MG	BO	203	-	-	-	X
87	MG	BO	204	-	-	-	X
87	MG	BO	205	-	-	-	X
87	MG	BO	206	-	-	-	X

Continued on next page...

Continued from previous page...

Mol	Type	Chain	Res	Chirality	Geometry	Clashes	Electron density
87	MG	BO	207	-	-	-	X
87	MG	BO	209	-	-	-	X
87	MG	BP	204	-	-	-	X
87	MG	BP	210	-	-	-	X
87	MG	BQ	201	-	-	-	X
87	MG	BQ	202	-	-	-	X
87	MG	BQ	203	-	-	-	X
87	MG	BQ	204	-	-	-	X
87	MG	BS	201	-	-	-	X
87	MG	BS	202	-	-	-	X
87	MG	BT	202	-	-	-	X
87	MG	BY	202	-	-	-	X
87	MG	Ba	201	-	-	-	X
87	MG	Ba	202	-	-	-	X
87	MG	Ba	204	-	-	-	X
87	MG	Ba	207	-	-	-	X
87	MG	Bd	201	-	-	-	X
87	MG	Be	201	-	-	-	X
87	MG	Be	202	-	-	-	X
87	MG	Bf	202	-	-	-	X
87	MG	Bj	105	-	-	-	X
87	MG	Bj	108	-	-	-	X
87	MG	Bl	4500	-	-	-	X
87	MG	Bm	201	-	-	-	X
87	MG	CF	301	-	-	-	X
87	MG	CI	302	-	-	-	X
87	MG	CL	202	-	-	-	X
87	MG	CL	204	-	-	-	X
87	MG	CX	202	-	-	-	X
87	MG	DA	303	-	-	-	X
87	MG	DA	304	-	-	-	X
87	MG	DA	305	-	-	-	X
87	MG	DB	403	-	-	-	X
87	MG	DB	405	-	-	-	X
87	MG	DB	406	-	-	-	X
87	MG	DB	407	-	-	-	X
87	MG	DB	408	-	-	-	X
87	MG	DB	409	-	-	-	X
87	MG	DB	410	-	-	-	X
87	MG	DB	411	-	-	-	X
87	MG	DB	412	-	-	-	X
87	MG	DB	414	-	-	-	X

Continued on next page...

Continued from previous page...

Mol	Type	Chain	Res	Chirality	Geometry	Clashes	Electron density
87	MG	DC	405	-	-	-	X
87	MG	DC	407	-	-	-	X
87	MG	DD	303	-	-	-	X
87	MG	DD	306	-	-	-	X
87	MG	DD	307	-	-	-	X
87	MG	DF	302	-	-	-	X
87	MG	DF	303	-	-	-	X
87	MG	DF	304	-	-	-	X
87	MG	DG	302	-	-	-	X
87	MG	DH	202	-	-	-	X
87	MG	DH	203	-	-	-	X
87	MG	DJ	202	-	-	-	X
87	MG	DO	202	-	-	-	X
87	MG	DO	204	-	-	-	X
87	MG	DO	205	-	-	-	X
87	MG	DO	206	-	-	-	X
87	MG	DO	207	-	-	-	X
87	MG	DO	208	-	-	-	X
87	MG	DO	209	-	-	-	X
87	MG	DP	203	-	-	-	X
87	MG	DP	206	-	-	-	X
87	MG	DP	207	-	-	-	X
87	MG	DR	202	-	-	-	X
87	MG	DS	203	-	-	-	X
87	MG	DS	204	-	-	-	X
87	MG	DT	201	-	-	-	X
87	MG	DT	202	-	-	-	X
87	MG	DW	201	-	-	-	X
87	MG	Da	201	-	-	-	X
87	MG	Da	202	-	-	-	X
87	MG	Db	102	-	-	-	X
87	MG	Df	203	-	-	-	X
87	MG	Df	204	-	-	-	X
87	MG	Df	205	-	-	-	X
87	MG	Dg	203	-	-	-	X
87	MG	Dj	102	-	-	-	X
87	MG	Dj	103	-	-	-	X
87	MG	Dl	101	-	-	-	X
87	MG	Dn	101	-	-	-	X
87	MG	Do	202	-	-	-	X
87	MG	Dp	103	-	-	-	X
88	ZN	Cb	101	-	-	-	X

2 Entry composition

There are 89 unique types of molecules in this entry. The entry contains 416785 atoms, of which 0 are hydrogens and 0 are deuteriums.

In the tables below, the ZeroOcc column contains the number of atoms modelled with zero occupancy, the AltConf column contains the number of residues with at least one atom in alternate conformation and the Trace column contains the number of residues modelled with at most 2 atoms.

- Molecule 1 is a RNA chain called 18S RIBOSOMAL RNA.

Mol	Chain	Residues	Atoms					ZeroOcc	AltConf	Trace
1	A2	1781	Total	C	N	O	P	0	1	0
			37835	16910	6661	12482	1782			

- Molecule 2 is a protein called 40S ribosomal protein S0-A.

Mol	Chain	Residues	Atoms					ZeroOcc	AltConf	Trace
2	AA	206	Total	C	N	O	S	0	0	0
			1577	1014	278	283	2			
2	CA	206	Total	C	N	O	S	0	0	0
			1583	1017	281	283	2			

- Molecule 3 is a protein called 40S ribosomal protein S1-A.

Mol	Chain	Residues	Atoms					ZeroOcc	AltConf	Trace
3	AB	214	Total	C	N	O	S	0	0	0
			1709	1084	310	311	4			
3	CB	216	Total	C	N	O	S	0	0	0
			1722	1091	312	315	4			

- Molecule 4 is a protein called 40S ribosomal protein S2.

Mol	Chain	Residues	Atoms					ZeroOcc	AltConf	Trace
4	AC	217	Total	C	N	O	S	0	0	0
			1635	1047	289	297	2			
4	CC	217	Total	C	N	O	S	0	0	0
			1635	1047	289	297	2			

- Molecule 5 is a protein called 40S ribosomal protein S3.

Mol	Chain	Residues	Atoms					ZeroOcc	AltConf	Trace
5	AD	223	Total	C	N	O	S	0	0	0
			1734	1101	313	314	6			

Continued on next page...

Continued from previous page...

Mol	Chain	Residues	Atoms					ZeroOcc	AltConf	Trace
5	CD	223	Total	C	N	O	S	0	0	0
			1734	1101	313	314	6			

- Molecule 6 is a protein called 40S ribosomal protein S4-A.

Mol	Chain	Residues	Atoms					ZeroOcc	AltConf	Trace
6	AE	260	Total	C	N	O	S	0	0	0
			2068	1316	389	360	3			
6	CE	260	Total	C	N	O	S	0	0	0
			2068	1316	389	360	3			

- Molecule 7 is a protein called 40S ribosomal protein S5.

Mol	Chain	Residues	Atoms					ZeroOcc	AltConf	Trace
7	AF	206	Total	C	N	O	S	0	0	0
			1609	1007	300	299	3			
7	CF	206	Total	C	N	O	S	0	0	0
			1609	1007	300	299	3			

- Molecule 8 is a protein called 40S ribosomal protein S6-A.

Mol	Chain	Residues	Atoms					ZeroOcc	AltConf	Trace
8	AG	226	Total	C	N	O	S	0	0	0
			1799	1129	346	321	3			
8	CG	218	Total	C	N	O	S	0	0	0
			1755	1102	337	313	3			

- Molecule 9 is a protein called 40S ribosomal protein S7-A.

Mol	Chain	Residues	Atoms				ZeroOcc	AltConf	Trace
9	AH	184	Total	C	N	O	0	0	0
			1481	951	265	265			
9	CH	186	Total	C	N	O	0	0	0
			1491	957	267	267			

- Molecule 10 is a protein called 40S ribosomal protein S8-A.

Mol	Chain	Residues	Atoms				ZeroOcc	AltConf	Trace
10	AI	188	Total	C	N	O	0	0	0
			1489	925	298	264			
10	CI	188	Total	C	N	O	0	0	0
			1489	925	298	264			

- Molecule 11 is a protein called 40S ribosomal protein S9-A.

Mol	Chain	Residues	Atoms					ZeroOcc	AltConf	Trace
11	AJ	185	Total	C	N	O	S	0	0	0
			1494	943	289	261	1			
11	CJ	185	Total	C	N	O	S	0	0	0
			1494	943	289	261	1			

- Molecule 12 is a protein called 40S ribosomal protein S10-A.

Mol	Chain	Residues	Atoms					ZeroOcc	AltConf	Trace
12	AK	96	Total	C	N	O	S	0	0	0
			772	499	126	145	2			
12	CK	96	Total	C	N	O	S	0	0	0
			761	490	125	144	2			

- Molecule 13 is a protein called 40S ribosomal protein S11-A.

Mol	Chain	Residues	Atoms					ZeroOcc	AltConf	Trace
13	AL	155	Total	C	N	O	S	0	0	0
			1213	774	230	206	3			
13	CL	146	Total	C	N	O	S	0	0	0
			1168	747	221	197	3			

- Molecule 14 is a protein called 40S ribosomal protein S12.

Mol	Chain	Residues	Atoms					ZeroOcc	AltConf	Trace
14	AM	124	Total	C	N	O	S	0	0	0
			890	560	156	172	2			
14	CM	124	Total	C	N	O	S	0	0	0
			890	560	156	172	2			

- Molecule 15 is a protein called 40S ribosomal protein S13.

Mol	Chain	Residues	Atoms					ZeroOcc	AltConf	Trace
15	AN	150	Total	C	N	O	S	0	0	0
			1192	759	224	207	2			
15	CN	150	Total	C	N	O	S	0	0	0
			1192	759	224	207	2			

- Molecule 16 is a protein called 40S ribosomal protein S14-A.

Mol	Chain	Residues	Atoms					ZeroOcc	AltConf	Trace
16	AO	127	Total	C	N	O	S	0	0	0
			891	545	182	163	1			
16	CO	128	Total	C	N	O	S	0	0	0
			949	582	188	176	3			

- Molecule 17 is a protein called 40S ribosomal protein S15.

Mol	Chain	Residues	Atoms					ZeroOcc	AltConf	Trace
17	AP	124	Total	C	N	O	S	0	0	0
			977	622	182	166	7			
17	CP	135	Total	C	N	O	S	0	0	0
			1039	658	196	178	7			

- Molecule 18 is a protein called 40S ribosomal protein S16-A.

Mol	Chain	Residues	Atoms					ZeroOcc	AltConf	Trace
18	AQ	141	Total	C	N	O		0	0	0
			1105	708	203	194				
18	CQ	142	Total	C	N	O		0	0	0
			1111	711	204	196				

- Molecule 19 is a protein called 40S ribosomal protein S17-A.

Mol	Chain	Residues	Atoms					ZeroOcc	AltConf	Trace
19	AR	120	Total	C	N	O	S	0	0	0
			926	577	177	170	2			
19	CR	117	Total	C	N	O	S	0	0	0
			906	563	174	167	2			

- Molecule 20 is a protein called 40S ribosomal protein S18-A.

Mol	Chain	Residues	Atoms					ZeroOcc	AltConf	Trace
20	AS	145	Total	C	N	O	S	0	0	0
			1192	743	237	210	2			
20	CS	145	Total	C	N	O	S	0	0	0
			1192	743	237	210	2			

- Molecule 21 is a protein called 40S ribosomal protein S19-A.

Mol	Chain	Residues	Atoms					ZeroOcc	AltConf	Trace
21	AT	143	Total	C	N	O	S	0	0	0
			1112	694	208	208	2			

Continued on next page...

Continued from previous page...

Mol	Chain	Residues	Atoms					ZeroOcc	AltConf	Trace
21	CT	143	Total	C	N	O	S	0	0	0
			1112	694	208	208	2			

- Molecule 22 is a protein called 40S ribosomal protein S20.

Mol	Chain	Residues	Atoms					ZeroOcc	AltConf	Trace
22	AU	107	Total	C	N	O	S	0	0	0
			855	539	156	159	1			
22	CU	110	Total	C	N	O	S	0	0	0
			882	554	161	166	1			

- Molecule 23 is a protein called 40S ribosomal protein S21-A.

Mol	Chain	Residues	Atoms					ZeroOcc	AltConf	Trace
23	AV	87	Total	C	N	O	S	0	0	0
			684	420	125	137	2			
23	CV	87	Total	C	N	O	S	0	0	0
			684	420	125	137	2			

- Molecule 24 is a protein called 40S ribosomal protein S22-A.

Mol	Chain	Residues	Atoms					ZeroOcc	AltConf	Trace
24	AW	129	Total	C	N	O	S	0	0	0
			1021	650	188	180	3			
24	CW	129	Total	C	N	O	S	0	0	0
			1021	650	188	180	3			

- Molecule 25 is a protein called 40S ribosomal protein S23-A.

Mol	Chain	Residues	Atoms					ZeroOcc	AltConf	Trace
25	AX	144	Total	C	N	O	S	0	0	0
			1121	708	220	191	2			
25	CX	144	Total	C	N	O	S	0	0	0
			1121	708	220	191	2			

- Molecule 26 is a protein called 40S ribosomal protein S24-A.

Mol	Chain	Residues	Atoms				ZeroOcc	AltConf	Trace
26	AY	134	Total	C	N	O	0	0	0
			1073	676	208	189			
26	CY	134	Total	C	N	O	0	0	0
			1073	676	208	189			

- Molecule 27 is a protein called 40S ribosomal protein S25-A.

Mol	Chain	Residues	Atoms				ZeroOcc	AltConf	Trace
27	AZ	70	Total	C	N	O	0	0	0
			563	360	104	99			
27	CZ	69	Total	C	N	O	0	0	0
			558	357	103	98			

- Molecule 28 is a protein called 40S ribosomal protein S26-A.

Mol	Chain	Residues	Atoms					ZeroOcc	AltConf	Trace
28	Aa	97	Total	C	N	O	S	0	0	0
			769	475	160	129	5			
28	Ca	97	Total	C	N	O	S	0	0	0
			769	475	160	129	5			

- Molecule 29 is a protein called 40S ribosomal protein S27-A.

Mol	Chain	Residues	Atoms					ZeroOcc	AltConf	Trace
29	Ab	81	Total	C	N	O	S	0	0	0
			610	382	110	113	5			
29	Cb	81	Total	C	N	O	S	0	0	0
			610	382	110	113	5			

- Molecule 30 is a protein called 40S ribosomal protein S28-A.

Mol	Chain	Residues	Atoms					ZeroOcc	AltConf	Trace
30	Ac	63	Total	C	N	O	S	0	0	0
			497	306	99	91	1			
30	Cc	63	Total	C	N	O	S	0	0	0
			497	306	99	91	1			

- Molecule 31 is a protein called 40S ribosomal protein S29-A.

Mol	Chain	Residues	Atoms					ZeroOcc	AltConf	Trace
31	Ad	53	Total	C	N	O	S	0	0	0
			442	274	92	72	4			
31	Cd	53	Total	C	N	O	S	0	0	0
			442	274	92	72	4			

- Molecule 32 is a protein called 40S ribosomal protein S30-A.

Mol	Chain	Residues	Atoms					ZeroOcc	AltConf	Trace
32	Ae	60	Total 475	C 299	N 98	O 77	S 1	0	0	0
32	Ce	62	Total 491	C 309	N 101	O 80	S 1	0	0	0

- Molecule 33 is a protein called 40S ribosomal protein S31.

Mol	Chain	Residues	Atoms					ZeroOcc	AltConf	Trace
33	Af	71	Total 516	C 328	N 93	O 91	S 4	0	0	0
33	Cf	76	Total 544	C 346	N 98	O 96	S 4	0	0	0

There are 45 discrepancies between the modelled and reference sequences:

Chain	Residue	Modelled	Actual	Comment	Reference
Af	82	UNK	LYS	SEE REMARK 999	UNP P05759
Af	83	UNK	LYS	SEE REMARK 999	UNP P05759
Af	84	UNK	VAL	SEE REMARK 999	UNP P05759
Af	85	UNK	TYR	SEE REMARK 999	UNP P05759
Af	86	UNK	THR	SEE REMARK 999	UNP P05759
Af	87	UNK	THR	SEE REMARK 999	UNP P05759
Af	88	UNK	PRO	SEE REMARK 999	UNP P05759
Af	89	UNK	LYS	SEE REMARK 999	UNP P05759
Af	90	UNK	LYS	SEE REMARK 999	UNP P05759
Af	91	UNK	ILE	SEE REMARK 999	UNP P05759
Af	92	UNK	LYS	SEE REMARK 999	UNP P05759
Af	93	UNK	HIS	SEE REMARK 999	UNP P05759
Af	94	UNK	LYS	SEE REMARK 999	UNP P05759
Af	95	UNK	HIS	SEE REMARK 999	UNP P05759
Af	96	UNK	LYS	SEE REMARK 999	UNP P05759
Af	97	UNK	LYS	SEE REMARK 999	UNP P05759
Af	98	UNK	VAL	SEE REMARK 999	UNP P05759
Af	99	UNK	LYS	SEE REMARK 999	UNP P05759
Af	100	UNK	LEU	SEE REMARK 999	UNP P05759
Af	101	UNK	ALA	SEE REMARK 999	UNP P05759
Cf	77	UNK	GLY	SEE REMARK 999	UNP P05759
Cf	78	UNK	LYS	SEE REMARK 999	UNP P05759
Cf	79	UNK	LYS	SEE REMARK 999	UNP P05759
Cf	80	UNK	ARG	SEE REMARK 999	UNP P05759
Cf	81	UNK	LYS	SEE REMARK 999	UNP P05759
Cf	82	UNK	LYS	SEE REMARK 999	UNP P05759
Cf	83	UNK	LYS	SEE REMARK 999	UNP P05759

Continued on next page...

Continued from previous page...

Chain	Residue	Modelled	Actual	Comment	Reference
Cf	84	UNK	VAL	SEE REMARK 999	UNP P05759
Cf	85	UNK	TYR	SEE REMARK 999	UNP P05759
Cf	86	UNK	THR	SEE REMARK 999	UNP P05759
Cf	87	UNK	THR	SEE REMARK 999	UNP P05759
Cf	88	UNK	PRO	SEE REMARK 999	UNP P05759
Cf	89	UNK	LYS	SEE REMARK 999	UNP P05759
Cf	90	UNK	LYS	SEE REMARK 999	UNP P05759
Cf	91	UNK	ILE	SEE REMARK 999	UNP P05759
Cf	92	UNK	LYS	SEE REMARK 999	UNP P05759
Cf	93	UNK	HIS	SEE REMARK 999	UNP P05759
Cf	94	UNK	LYS	SEE REMARK 999	UNP P05759
Cf	95	UNK	HIS	SEE REMARK 999	UNP P05759
Cf	96	UNK	LYS	SEE REMARK 999	UNP P05759
Cf	97	UNK	LYS	SEE REMARK 999	UNP P05759
Cf	98	UNK	VAL	SEE REMARK 999	UNP P05759
Cf	99	UNK	LYS	SEE REMARK 999	UNP P05759
Cf	100	UNK	LEU	SEE REMARK 999	UNP P05759
Cf	101	UNK	ALA	SEE REMARK 999	UNP P05759

- Molecule 34 is a protein called Guanine nucleotide-binding protein subunit beta-like protein (ASC1, RACK1).

Mol	Chain	Residues	Atoms					ZeroOcc	AltConf	Trace
34	Ag	318	Total	C	N	O	S	0	0	0
			2437	1541	418	470	8			
34	Cg	318	Total	C	N	O	S	0	0	0
			2442	1544	418	472	8			

- Molecule 35 is a protein called Suppressor protein STM1.

Mol	Chain	Residues	Atoms				ZeroOcc	AltConf	Trace
35	Ah	159	Total	C	N	O	0	0	0
			1105	653	221	231			

There are 38 discrepancies between the modelled and reference sequences:

Chain	Residue	Modelled	Actual	Comment	Reference
Ah	9	UNK	GLY	SEE REMARK 999	UNP P39015
Ah	10	UNK	ASN	SEE REMARK 999	UNP P39015
Ah	11	UNK	ASP	SEE REMARK 999	UNP P39015
Ah	12	UNK	VAL	SEE REMARK 999	UNP P39015
Ah	13	UNK	GLU	SEE REMARK 999	UNP P39015

Continued on next page...

Continued from previous page...

Chain	Residue	Modelled	Actual	Comment	Reference
Ah	14	UNK	ASP	SEE REMARK 999	UNP P39015
Ah	15	UNK	ALA	SEE REMARK 999	UNP P39015
Ah	16	UNK	ASP	SEE REMARK 999	UNP P39015
Ah	17	UNK	VAL	SEE REMARK 999	UNP P39015
Ah	18	UNK	VAL	SEE REMARK 999	UNP P39015
Ah	19	UNK	VAL	SEE REMARK 999	UNP P39015
Ah	20	UNK	LEU	SEE REMARK 999	UNP P39015
Ah	151	UNK	LEU	SEE REMARK 999	UNP P39015
Ah	152	UNK	GLN	SEE REMARK 999	UNP P39015
Ah	153	UNK	ASP	SEE REMARK 999	UNP P39015
Ah	154	UNK	TYR	SEE REMARK 999	UNP P39015
Ah	155	UNK	LEU	SEE REMARK 999	UNP P39015
Ah	156	UNK	ASN	SEE REMARK 999	UNP P39015
Ah	157	UNK	GLN	SEE REMARK 999	UNP P39015
Ah	158	UNK	GLN	SEE REMARK 999	UNP P39015
Ah	159	UNK	ALA	SEE REMARK 999	UNP P39015
Ah	160	UNK	ASN	SEE REMARK 999	UNP P39015
Ah	161	UNK	ASN	SEE REMARK 999	UNP P39015
Ah	162	UNK	GLN	SEE REMARK 999	UNP P39015
Ah	163	UNK	PHE	SEE REMARK 999	UNP P39015
Ah	164	UNK	ASN	SEE REMARK 999	UNP P39015
Ah	165	UNK	LYS	SEE REMARK 999	UNP P39015
Ah	166	UNK	VAL	SEE REMARK 999	UNP P39015
Ah	167	UNK	PRO	SEE REMARK 999	UNP P39015
Ah	168	UNK	GLU	SEE REMARK 999	UNP P39015
Ah	169	UNK	ALA	SEE REMARK 999	UNP P39015
Ah	170	UNK	LYS	SEE REMARK 999	UNP P39015
Ah	171	UNK	LYS	SEE REMARK 999	UNP P39015
Ah	172	UNK	VAL	SEE REMARK 999	UNP P39015
Ah	173	UNK	GLU	SEE REMARK 999	UNP P39015
Ah	174	UNK	LEU	SEE REMARK 999	UNP P39015
Ah	175	UNK	ASP	SEE REMARK 999	UNP P39015
Ah	176	UNK	ALA	SEE REMARK 999	UNP P39015

- Molecule 36 is a RNA chain called 25S rRNA.

Mol	Chain	Residues	Atoms					ZeroOcc	AltConf	Trace
36	A1	3149	Total	C	N	O	P	0	0	0
			67355	30086	12142	21978	3149			
36	A5	3150	Total	C	N	O	P	0	0	0
			67376	30095	12145	21987	3149			

- Molecule 37 is a RNA chain called 5S rRNA.

Mol	Chain	Residues	Atoms					ZeroOcc	AltConf	Trace
37	A3	121	Total	C	N	O	P	0	0	0
			2579	1152	461	845	121			
37	A7	121	Total	C	N	O	P	0	0	0
			2579	1152	461	845	121			

- Molecule 38 is a RNA chain called 5.8S rRNA.

Mol	Chain	Residues	Atoms					ZeroOcc	AltConf	Trace
38	A4	158	Total	C	N	O	P	0	0	0
			3353	1500	586	1109	158			
38	A8	158	Total	C	N	O	P	0	0	0
			3353	1500	586	1109	158			

- Molecule 39 is a protein called 60S ribosomal protein L2-A.

Mol	Chain	Residues	Atoms					ZeroOcc	AltConf	Trace
39	BA	252	Total	C	N	O	S	0	0	0
			1914	1191	388	334	1			
39	DA	252	Total	C	N	O	S	0	0	0
			1912	1190	388	333	1			

- Molecule 40 is a protein called 60S ribosomal protein L3.

Mol	Chain	Residues	Atoms					ZeroOcc	AltConf	Trace
40	BB	386	Total	C	N	O	S	0	0	0
			3075	1950	584	533	8			
40	DB	386	Total	C	N	O	S	0	0	0
			3075	1950	584	533	8			

- Molecule 41 is a protein called 60S ribosomal protein L4-A.

Mol	Chain	Residues	Atoms					ZeroOcc	AltConf	Trace
41	BC	361	Total	C	N	O	S	0	0	0
			2748	1729	522	494	3			
41	DC	361	Total	C	N	O	S	0	0	0
			2748	1729	522	494	3			

- Molecule 42 is a protein called 60S ribosomal protein L5.

Mol	Chain	Residues	Atoms					ZeroOcc	AltConf	Trace
42	BD	296	Total	C	N	O	S	0	0	0
			2375	1501	414	458	2			

Continued on next page...

Continued from previous page...

Mol	Chain	Residues	Atoms					ZeroOcc	AltConf	Trace
42	DD	294	Total	C	N	O	S	0	0	0
			2359	1489	412	456	2			

- Molecule 43 is a protein called 60S ribosomal protein L6-A.

Mol	Chain	Residues	Atoms					ZeroOcc	AltConf	Trace
43	BE	156	Total	C	N	O	S	0	0	0
			1239	800	222	216	1			
43	DE	157	Total	C	N	O	S	0	0	0
			1248	806	224	217	1			

- Molecule 44 is a protein called 60S ribosomal protein L7-A.

Mol	Chain	Residues	Atoms					ZeroOcc	AltConf	Trace
44	BF	222	Total	C	N	O	S	0	0	0
			1784	1151	324	308	1			
44	DF	223	Total	C	N	O	S	0	0	0
			1791	1155	325	310	1			

- Molecule 45 is a protein called 60S ribosomal protein L8-A.

Mol	Chain	Residues	Atoms					ZeroOcc	AltConf	Trace
45	BG	233	Total	C	N	O	S	0	0	0
			1804	1151	323	327	3			
45	DG	231	Total	C	N	O	S	0	0	0
			1763	1130	316	314	3			

- Molecule 46 is a protein called 60S ribosomal protein L9-A.

Mol	Chain	Residues	Atoms					ZeroOcc	AltConf	Trace
46	BH	191	Total	C	N	O	S	0	0	0
			1518	963	274	277	4			
46	DH	191	Total	C	N	O	S	0	0	0
			1518	963	274	277	4			

- Molecule 47 is a protein called 60S ribosomal protein L10.

Mol	Chain	Residues	Atoms					ZeroOcc	AltConf	Trace
47	BI	211	Total	C	N	O	S	0	0	0
			1705	1083	322	294	6			
47	DI	213	Total	C	N	O	S	0	0	0
			1722	1094	325	297	6			

- Molecule 48 is a protein called 60S ribosomal protein L11-A.

Mol	Chain	Residues	Atoms					ZeroOcc	AltConf	Trace
48	BJ	169	Total	C	N	O	S	0	0	0
			1353	847	253	249	4			
48	DJ	169	Total	C	N	O	S	0	0	0
			1353	847	253	249	4			

- Molecule 49 is a protein called 60S ribosomal protein L13-A.

Mol	Chain	Residues	Atoms					ZeroOcc	AltConf	Trace
49	BL	193	Total	C	N	O		0	0	0
			1543	962	315	266				
49	DL	194	Total	C	N	O		0	0	0
			1548	965	316	267				

- Molecule 50 is a protein called 60S ribosomal protein L14-A.

Mol	Chain	Residues	Atoms					ZeroOcc	AltConf	Trace
50	BM	136	Total	C	N	O	S	0	0	0
			1053	675	199	177	2			
50	DM	137	Total	C	N	O	S	0	0	0
			1059	678	200	179	2			

- Molecule 51 is a protein called 60S ribosomal protein L15-A.

Mol	Chain	Residues	Atoms					ZeroOcc	AltConf	Trace
51	BN	203	Total	C	N	O	S	0	0	0
			1720	1077	361	281	1			
51	DN	203	Total	C	N	O	S	0	0	0
			1720	1077	361	281	1			

- Molecule 52 is a protein called 60S ribosomal protein L16-A, 60S ribosomal protein L16-B.

Mol	Chain	Residues	Atoms					ZeroOcc	AltConf	Trace
52	BO	197	Total	C	N	O	S	0	197	0
			3119	2008	581	528	2			
52	DO	197	Total	C	N	O	S	0	197	0
			3119	2008	581	528	2			

- Molecule 53 is a protein called 60S ribosomal protein L17-A.

Mol	Chain	Residues	Atoms				ZeroOcc	AltConf	Trace
53	BP	183	Total	C	N	O	0	0	0
			1420	882	281	257			
53	DP	155	Total	C	N	O	0	0	0
			1227	764	238	225			

- Molecule 54 is a protein called 60S ribosomal protein L18-A.

Mol	Chain	Residues	Atoms					ZeroOcc	AltConf	Trace
54	BQ	185	Total	C	N	O	S	0	0	0
			1441	908	290	241	2			
54	DQ	185	Total	C	N	O	S	0	0	0
			1441	908	290	241	2			

- Molecule 55 is a protein called 60S ribosomal protein L19-A.

Mol	Chain	Residues	Atoms				ZeroOcc	AltConf	Trace
55	BR	188	Total	C	N	O	0	0	0
			1521	935	326	260			
55	DR	188	Total	C	N	O	0	0	0
			1521	935	326	260			

- Molecule 56 is a protein called 60S ribosomal protein L20-A.

Mol	Chain	Residues	Atoms					ZeroOcc	AltConf	Trace
56	BS	172	Total	C	N	O	S	0	0	0
			1445	930	267	244	4			
56	DS	172	Total	C	N	O	S	0	0	0
			1445	930	267	244	4			

- Molecule 57 is a protein called 60S ribosomal protein L21-A.

Mol	Chain	Residues	Atoms					ZeroOcc	AltConf	Trace
57	BT	159	Total	C	N	O	S	0	0	0
			1276	805	246	221	4			
57	DT	159	Total	C	N	O	S	0	0	0
			1276	805	246	221	4			

- Molecule 58 is a protein called 60S ribosomal protein L22-A.

Mol	Chain	Residues	Atoms				ZeroOcc	AltConf	Trace
58	BU	100	Total	C	N	O	0	0	0
			796	516	131	149			

Continued on next page...

Continued from previous page...

Mol	Chain	Residues	Atoms				ZeroOcc	AltConf	Trace
58	DU	98	Total	C	N	O	0	0	0
			778	505	127	146			

- Molecule 59 is a protein called 60S ribosomal protein L23-A.

Mol	Chain	Residues	Atoms					ZeroOcc	AltConf	Trace
59	BV	136	Total	C	N	O	S	0	0	0
			1003	628	189	179	7			
59	DV	136	Total	C	N	O	S	0	0	0
			1003	628	189	179	7			

- Molecule 60 is a protein called 60S ribosomal protein L24-A.

Mol	Chain	Residues	Atoms					ZeroOcc	AltConf	Trace
60	BW	98	Total	C	N	O	S	0	0	0
			699	443	137	118	1			
60	DW	135	Total	C	N	O	S	0	0	0
			1038	651	206	180	1			

- Molecule 61 is a protein called 60S ribosomal protein L25.

Mol	Chain	Residues	Atoms					ZeroOcc	AltConf	Trace
61	BX	121	Total	C	N	O	S	0	0	0
			964	620	169	173	2			
61	DX	120	Total	C	N	O	S	0	0	0
			959	617	168	172	2			

- Molecule 62 is a protein called 60S ribosomal protein L26-A.

Mol	Chain	Residues	Atoms				ZeroOcc	AltConf	Trace
62	BY	126	Total	C	N	O	0	0	0
			993	625	192	176			
62	DY	126	Total	C	N	O	0	0	0
			993	625	192	176			

- Molecule 63 is a protein called 60S ribosomal protein L27-A.

Mol	Chain	Residues	Atoms				ZeroOcc	AltConf	Trace
63	BZ	135	Total	C	N	O	0	0	0
			1092	710	202	180			
63	DZ	135	Total	C	N	O	0	0	0
			1092	710	202	180			

- Molecule 64 is a protein called 60S ribosomal protein L28.

Mol	Chain	Residues	Atoms					ZeroOcc	AltConf	Trace
64	Ba	148	Total	C	N	O	S	0	0	0
			1173	749	231	190	3			
64	Da	148	Total	C	N	O	S	0	0	0
			1173	749	231	190	3			

- Molecule 65 is a protein called 60S ribosomal protein L29.

Mol	Chain	Residues	Atoms				ZeroOcc	AltConf	Trace
65	Bb	58	Total	C	N	O	0	0	0
			462	289	100	73			
65	Db	58	Total	C	N	O	0	0	0
			462	289	100	73			

- Molecule 66 is a protein called 60S ribosomal protein L30.

Mol	Chain	Residues	Atoms					ZeroOcc	AltConf	Trace
66	Bc	97	Total	C	N	O	S	0	0	0
			743	479	124	139	1			
66	Dc	100	Total	C	N	O	S	0	0	0
			767	492	128	146	1			

- Molecule 67 is a protein called 60S ribosomal protein L31-A.

Mol	Chain	Residues	Atoms					ZeroOcc	AltConf	Trace
67	Bd	109	Total	C	N	O	S	0	0	0
			876	556	167	152	1			
67	Dd	109	Total	C	N	O	S	0	0	0
			883	559	167	156	1			

- Molecule 68 is a protein called 60S ribosomal protein L32.

Mol	Chain	Residues	Atoms					ZeroOcc	AltConf	Trace
68	Be	127	Total	C	N	O	S	0	0	0
			1020	647	205	167	1			
68	De	127	Total	C	N	O	S	0	0	0
			1020	647	205	167	1			

- Molecule 69 is a protein called 60S ribosomal protein L33-A.

Mol	Chain	Residues	Atoms					ZeroOcc	AltConf	Trace
69	Bf	106	Total	C	N	O	S	0	0	0
			850	540	165	144	1			
69	Df	106	Total	C	N	O	S	0	0	0
			850	540	165	144	1			

- Molecule 70 is a protein called 60S ribosomal protein L34-A.

Mol	Chain	Residues	Atoms					ZeroOcc	AltConf	Trace
70	Bg	112	Total	C	N	O	S	0	0	0
			880	545	179	152	4			
70	Dg	112	Total	C	N	O	S	0	0	0
			880	545	179	152	4			

- Molecule 71 is a protein called 60S ribosomal protein L35-A.

Mol	Chain	Residues	Atoms					ZeroOcc	AltConf	Trace
71	Bh	119	Total	C	N	O	S	0	0	0
			969	615	186	167	1			
71	Dh	119	Total	C	N	O	S	0	0	0
			965	612	185	167	1			

- Molecule 72 is a protein called 60S ribosomal protein L36-A.

Mol	Chain	Residues	Atoms					ZeroOcc	AltConf	Trace
72	Bi	99	Total	C	N	O	S	0	0	0
			771	481	156	132	2			
72	Di	99	Total	C	N	O	S	0	0	0
			770	481	156	131	2			

- Molecule 73 is a protein called 60S ribosomal protein L37-A.

Mol	Chain	Residues	Atoms					ZeroOcc	AltConf	Trace
73	Bj	87	Total	C	N	O	S	0	0	0
			681	414	148	114	5			
73	Dj	87	Total	C	N	O	S	0	0	0
			681	414	148	114	5			

- Molecule 74 is a protein called 60S ribosomal protein L38.

Mol	Chain	Residues	Atoms				ZeroOcc	AltConf	Trace
74	Bk	77	Total	C	N	O	0	0	0
			612	391	115	106			

Continued on next page...

Continued from previous page...

Mol	Chain	Residues	Atoms				ZeroOcc	AltConf	Trace
74	Dk	77	Total	C	N	O	0	0	0
			608	388	114	106			

- Molecule 75 is a protein called 60S ribosomal protein L39.

Mol	Chain	Residues	Atoms					ZeroOcc	AltConf	Trace
75	Bl	50	Total	C	N	O	S	0	0	0
			436	272	97	65	2			
75	Dl	50	Total	C	N	O	S	0	0	0
			436	272	97	65	2			

- Molecule 76 is a protein called 60S ribosomal protein L40.

Mol	Chain	Residues	Atoms					ZeroOcc	AltConf	Trace
76	Bm	52	Total	C	N	O	S	0	0	0
			417	259	86	67	5			
76	Dm	52	Total	C	N	O	S	0	0	0
			417	259	86	67	5			

- Molecule 77 is a protein called 60S ribosomal protein L41-A.

Mol	Chain	Residues	Atoms					ZeroOcc	AltConf	Trace
77	Bn	25	Total	C	N	O	S	0	0	0
			233	142	63	27	1			
77	Dn	25	Total	C	N	O	S	0	0	0
			233	142	63	27	1			

- Molecule 78 is a protein called 60S ribosomal protein L42-A.

Mol	Chain	Residues	Atoms					ZeroOcc	AltConf	Trace
78	Bo	105	Total	C	N	O	S	0	0	0
			847	534	170	138	5			
78	Do	105	Total	C	N	O	S	0	0	0
			847	534	170	138	5			

- Molecule 79 is a protein called 60S ribosomal protein L43-A.

Mol	Chain	Residues	Atoms					ZeroOcc	AltConf	Trace
79	Bp	91	Total	C	N	O	S	0	0	0
			694	429	138	121	6			
79	Dp	91	Total	C	N	O	S	0	0	0
			694	429	138	121	6			

- Molecule 80 is a RNA chain called 18S rRNA.

Mol	Chain	Residues	Atoms					ZeroOcc	AltConf	Trace
80	A6	1795	Total	C	N	O	P	0	1	0
			38021	16989	6669	12567	1796			

- Molecule 81 is a protein called Suppressor protein STM1.

Mol	Chain	Residues	Atoms				ZeroOcc	AltConf	Trace
81	Ch	104	Total	C	N	O	0	0	0
			680	403	140	137			

There are 41 discrepancies between the modelled and reference sequences:

Chain	Residue	Modelled	Actual	Comment	Reference
Ch	119	UNK	ALA	SEE REMARK 999	UNP P39015
Ch	120	UNK	GLU	SEE REMARK 999	UNP P39015
Ch	121	UNK	LYS	SEE REMARK 999	UNP P39015
Ch	122	UNK	GLU	SEE REMARK 999	UNP P39015
Ch	123	UNK	ALA	SEE REMARK 999	UNP P39015
Ch	124	UNK	GLN	SEE REMARK 999	UNP P39015
Ch	125	UNK	ALA	SEE REMARK 999	UNP P39015
Ch	126	UNK	ASP	SEE REMARK 999	UNP P39015
Ch	127	UNK	ALA	SEE REMARK 999	UNP P39015
Ch	128	UNK	ALA	SEE REMARK 999	UNP P39015
Ch	129	UNK	ALA	SEE REMARK 999	UNP P39015
Ch	130	UNK	GLU	SEE REMARK 999	UNP P39015
Ch	131	UNK	ILE	SEE REMARK 999	UNP P39015
Ch	132	UNK	ALA	SEE REMARK 999	UNP P39015
Ch	133	UNK	GLU	SEE REMARK 999	UNP P39015
Ch	134	UNK	ASP	SEE REMARK 999	UNP P39015
Ch	135	UNK	ALA	SEE REMARK 999	UNP P39015
Ch	136	UNK	ALA	SEE REMARK 999	UNP P39015
Ch	137	UNK	GLU	SEE REMARK 999	UNP P39015
Ch	138	UNK	ALA	SEE REMARK 999	UNP P39015
Ch	139	UNK	GLU	SEE REMARK 999	UNP P39015
Ch	155	UNK	LEU	SEE REMARK 999	UNP P39015
Ch	156	UNK	ASN	SEE REMARK 999	UNP P39015
Ch	157	UNK	GLN	SEE REMARK 999	UNP P39015
Ch	158	UNK	GLN	SEE REMARK 999	UNP P39015
Ch	159	UNK	ALA	SEE REMARK 999	UNP P39015
Ch	160	UNK	ASN	SEE REMARK 999	UNP P39015
Ch	161	UNK	ASN	SEE REMARK 999	UNP P39015
Ch	162	UNK	GLN	SEE REMARK 999	UNP P39015
Ch	163	UNK	PHE	SEE REMARK 999	UNP P39015

Continued on next page...

Continued from previous page...

Chain	Residue	Modelled	Actual	Comment	Reference
Ch	164	UNK	ASN	SEE REMARK 999	UNP P39015
Ch	165	UNK	LYS	SEE REMARK 999	UNP P39015
Ch	166	UNK	VAL	SEE REMARK 999	UNP P39015
Ch	167	UNK	PRO	SEE REMARK 999	UNP P39015
Ch	168	UNK	GLU	SEE REMARK 999	UNP P39015
Ch	169	UNK	ALA	SEE REMARK 999	UNP P39015
Ch	170	UNK	LYS	SEE REMARK 999	UNP P39015
Ch	171	UNK	LYS	SEE REMARK 999	UNP P39015
Ch	172	UNK	VAL	SEE REMARK 999	UNP P39015
Ch	173	UNK	GLU	SEE REMARK 999	UNP P39015
Ch	174	UNK	LEU	SEE REMARK 999	UNP P39015

- Molecule 82 is a protein called Ribosomal protein L12.

Mol	Chain	Residues	Atoms				ZeroOcc	AltConf	Trace
82	DK	150	Total	C	N	O	0	0	0
			750	450	150	150			

- Molecule 83 is a protein called 60S acidic ribosomal protein P0.

Mol	Chain	Residues	Atoms					ZeroOcc	AltConf	Trace
83	Dq	143	Total	C	N	O	S	0	0	0
			1077	687	192	195	3			

There are 23 discrepancies between the modelled and reference sequences:

Chain	Residue	Modelled	Actual	Comment	Reference
Dq	199	UNK	SER	SEE REMARK 999	UNP P05317
Dq	200	UNK	SER	SEE REMARK 999	UNP P05317
Dq	201	UNK	ILE	SEE REMARK 999	UNP P05317
Dq	202	UNK	LEU	SEE REMARK 999	UNP P05317
Dq	203	UNK	ASP	SEE REMARK 999	UNP P05317
Dq	204	UNK	ILE	SEE REMARK 999	UNP P05317
Dq	205	UNK	THR	SEE REMARK 999	UNP P05317
Dq	206	UNK	ASP	SEE REMARK 999	UNP P05317
Dq	207	UNK	GLU	SEE REMARK 999	UNP P05317
Dq	208	UNK	GLU	SEE REMARK 999	UNP P05317
Dq	209	UNK	LEU	SEE REMARK 999	UNP P05317
Dq	210	UNK	VAL	SEE REMARK 999	UNP P05317
Dq	211	UNK	SER	SEE REMARK 999	UNP P05317
Dq	212	UNK	HIS	SEE REMARK 999	UNP P05317
Dq	213	UNK	PHE	SEE REMARK 999	UNP P05317

Continued on next page...

Continued from previous page...

Chain	Residue	Modelled	Actual	Comment	Reference
Dq	214	UNK	VAL	SEE REMARK 999	UNP P05317
Dq	215	UNK	SER	SEE REMARK 999	UNP P05317
Dq	216	UNK	ALA	SEE REMARK 999	UNP P05317
Dq	217	UNK	VAL	SEE REMARK 999	UNP P05317
Dq	218	UNK	SER	SEE REMARK 999	UNP P05317
Dq	219	UNK	THR	SEE REMARK 999	UNP P05317
Dq	220	UNK	ILE	SEE REMARK 999	UNP P05317
Dq	221	UNK	ALA	SEE REMARK 999	UNP P05317

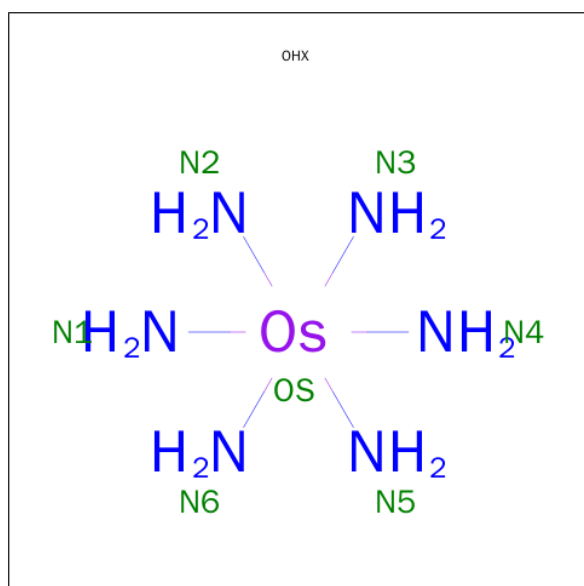
- Molecule 84 is a protein called Ribosomal protein P1 alpha.

Mol	Chain	Residues	Atoms				ZeroOcc	AltConf	Trace
84	Dr	47	Total	C	N	O	0	0	0
			235	141	47	47			

- Molecule 85 is a protein called Ribosomal protein P2 beta.

Mol	Chain	Residues	Atoms				ZeroOcc	AltConf	Trace
85	Ds	46	Total	C	N	O	0	0	0
			230	138	46	46			

- Molecule 86 is osmium (III) hexammine (three-letter code: OHX) (formula: $\text{H}_{12}\text{N}_6\text{Os}$).



Mol	Chain	Residues	Atoms			ZeroOcc	AltConf
86	A2	1	Total	N	Os	0	0
			7	6	1		

Continued on next page...

Continued from previous page...

Mol	Chain	Residues	Atoms			ZeroOcc	AltConf
86	A2	1	Total	N	Os	0	0
			7	6	1		
86	A2	1	Total	N	Os	0	0
			7	6	1		
86	A2	1	Total	N	Os	0	0
			7	6	1		
86	A2	1	Total	N	Os	0	0
			7	6	1		
86	A2	1	Total	N	Os	0	0
			7	6	1		
86	A2	1	Total	N	Os	0	0
			7	6	1		
86	A2	1	Total	N	Os	0	0
			7	6	1		
86	A2	1	Total	N	Os	0	0
			7	6	1		
86	A2	1	Total	N	Os	0	0
			7	6	1		
86	A2	1	Total	N	Os	0	0
			7	6	1		
86	A2	1	Total	N	Os	0	0
			7	6	1		
86	A2	1	Total	N	Os	0	0
			7	6	1		
86	A2	1	Total	N	Os	0	0
			7	6	1		
86	A2	1	Total	N	Os	0	0
			7	6	1		
86	A2	1	Total	N	Os	0	0
			7	6	1		
86	A2	1	Total	N	Os	0	0
			7	6	1		
86	A2	1	Total	N	Os	0	0
			7	6	1		

Continued on next page...

Continued from previous page...

Mol	Chain	Residues	Atoms			ZeroOcc	AltConf
86	A2	1	Total	N	Os	0	0
			7	6	1		
86	A2	1	Total	N	Os	0	0
			7	6	1		
86	A2	1	Total	N	Os	0	0
			7	6	1		
86	A2	1	Total	N	Os	0	0
			7	6	1		
86	A2	1	Total	N	Os	0	0
			7	6	1		
86	A2	1	Total	N	Os	0	0
			7	6	1		
86	A2	1	Total	N	Os	0	0
			7	6	1		
86	A2	1	Total	N	Os	0	0
			7	6	1		
86	A2	1	Total	N	Os	0	0
			7	6	1		
86	A2	1	Total	N	Os	0	0
			7	6	1		
86	A2	1	Total	N	Os	0	0
			7	6	1		
86	A2	1	Total	N	Os	0	0
			7	6	1		
86	A2	1	Total	N	Os	0	0
			7	6	1		
86	A2	1	Total	N	Os	0	0
			7	6	1		
86	A2	1	Total	N	Os	0	0
			7	6	1		
86	A2	1	Total	N	Os	0	0
			7	6	1		
86	A2	1	Total	N	Os	0	0
			7	6	1		

Continued on next page...

Continued from previous page...

Mol	Chain	Residues	Atoms			ZeroOcc	AltConf
86	A2	1	Total	N	Os	0	0
			7	6	1		
86	A2	1	Total	N	Os	0	0
			7	6	1		
86	A2	1	Total	N	Os	0	0
			7	6	1		
86	A2	1	Total	N	Os	0	0
			7	6	1		
86	A2	1	Total	N	Os	0	0
			7	6	1		
86	A2	1	Total	N	Os	0	0
			7	6	1		
86	A2	1	Total	N	Os	0	0
			7	6	1		
86	A2	1	Total	N	Os	0	0
			7	6	1		
86	A2	1	Total	N	Os	0	0
			7	6	1		
86	A2	1	Total	N	Os	0	0
			7	6	1		
86	A2	1	Total	N	Os	0	0
			7	6	1		
86	A2	1	Total	N	Os	0	0
			7	6	1		
86	A2	1	Total	N	Os	0	0
			7	6	1		
86	A2	1	Total	N	Os	0	0
			7	6	1		
86	A2	1	Total	N	Os	0	0
			7	6	1		
86	A2	1	Total	N	Os	0	0
			7	6	1		
86	A2	1	Total	N	Os	0	0
			7	6	1		
86	A2	1	Total	N	Os	0	0
			7	6	1		

Continued on next page...

Continued from previous page...

Mol	Chain	Residues	Atoms			ZeroOcc	AltConf
86	A2	1	Total	N	Os	0	0
			7	6	1		
86	A2	1	Total	N	Os	0	0
			7	6	1		
86	A2	1	Total	N	Os	0	0
			7	6	1		
86	A2	1	Total	N	Os	0	0
			7	6	1		
86	A2	1	Total	N	Os	0	0
			7	6	1		
86	A2	1	Total	N	Os	0	0
			7	6	1		
86	A2	1	Total	N	Os	0	0
			7	6	1		
86	A2	1	Total	N	Os	0	0
			7	6	1		
86	A2	1	Total	N	Os	0	0
			7	6	1		
86	A2	1	Total	N	Os	0	0
			7	6	1		
86	A2	1	Total	N	Os	0	0
			7	6	1		
86	A2	1	Total	N	Os	0	0
			7	6	1		
86	A2	1	Total	N	Os	0	0
			7	6	1		
86	A2	1	Total	N	Os	0	0
			7	6	1		
86	A2	1	Total	N	Os	0	0
			7	6	1		
86	A2	1	Total	N	Os	0	0
			7	6	1		
86	A2	1	Total	N	Os	0	0
			7	6	1		
86	A2	1	Total	N	Os	0	0
			7	6	1		

Continued on next page...

Continued from previous page...

Mol	Chain	Residues	Atoms			ZeroOcc	AltConf
86	A2	1	Total	N	Os	0	0
			7	6	1		
86	A2	1	Total	N	Os	0	0
			7	6	1		
86	A2	1	Total	N	Os	0	0
			7	6	1		
86	A2	1	Total	N	Os	0	0
			7	6	1		
86	A2	1	Total	N	Os	0	0
			7	6	1		
86	A2	1	Total	N	Os	0	0
			7	6	1		
86	A2	1	Total	N	Os	0	0
			7	6	1		
86	A2	1	Total	N	Os	0	0
			7	6	1		
86	A2	1	Total	N	Os	0	0
			7	6	1		
86	A2	1	Total	N	Os	0	0
			7	6	1		
86	A2	1	Total	N	Os	0	0
			7	6	1		
86	A2	1	Total	N	Os	0	0
			7	6	1		
86	A2	1	Total	N	Os	0	0
			7	6	1		
86	A2	1	Total	N	Os	0	0
			7	6	1		
86	A2	1	Total	N	Os	0	0
			7	6	1		
86	A2	1	Total	N	Os	0	0
			7	6	1		
86	A2	1	Total	N	Os	0	0
			7	6	1		
86	A2	1	Total	N	Os	0	0
			7	6	1		

Continued on next page...

Continued from previous page...

Mol	Chain	Residues	Atoms			ZeroOcc	AltConf
86	A2	1	Total	N	Os	0	0
			7	6	1		
86	A2	1	Total	N	Os	0	0
			7	6	1		
86	A2	1	Total	N	Os	0	0
			7	6	1		
86	A2	1	Total	N	Os	0	0
			7	6	1		
86	A2	1	Total	N	Os	0	0
			7	6	1		
86	A2	1	Total	N	Os	0	0
			7	6	1		
86	A2	1	Total	N	Os	0	0
			7	6	1		
86	A2	1	Total	N	Os	0	0
			7	6	1		
86	A2	1	Total	N	Os	0	0
			7	6	1		
86	A2	1	Total	N	Os	0	0
			7	6	1		
86	A2	1	Total	N	Os	0	0
			7	6	1		
86	A2	1	Total	N	Os	0	0
			7	6	1		
86	A2	1	Total	N	Os	0	0
			7	6	1		
86	A2	1	Total	N	Os	0	0
			7	6	1		
86	A2	1	Total	N	Os	0	0
			7	6	1		
86	A2	1	Total	N	Os	0	0
			7	6	1		
86	A2	1	Total	N	Os	0	0
			7	6	1		

Continued on next page...

Continued from previous page...

Mol	Chain	Residues	Atoms			ZeroOcc	AltConf
86	A2	1	Total	N	Os	0	0
			7	6	1		
86	A2	1	Total	N	Os	0	0
			7	6	1		
86	A2	1	Total	N	Os	0	0
			7	6	1		
86	A2	1	Total	N	Os	0	0
			7	6	1		
86	A2	1	Total	N	Os	0	0
			7	6	1		
86	A2	1	Total	N	Os	0	0
			7	6	1		
86	A2	1	Total	N	Os	0	0
			7	6	1		
86	A2	1	Total	N	Os	0	0
			7	6	1		
86	A2	1	Total	N	Os	0	0
			7	6	1		
86	A2	1	Total	N	Os	0	0
			7	6	1		
86	A2	1	Total	N	Os	0	0
			7	6	1		
86	A2	1	Total	N	Os	0	0
			7	6	1		
86	A2	1	Total	N	Os	0	0
			7	6	1		
86	A2	1	Total	N	Os	0	0
			7	6	1		
86	A2	1	Total	N	Os	0	0
			7	6	1		
86	A2	1	Total	N	Os	0	0
			7	6	1		
86	A2	1	Total	N	Os	0	0
			7	6	1		
86	A2	1	Total	N	Os	0	0
			7	6	1		

Continued on next page...

Continued from previous page...

Mol	Chain	Residues	Atoms			ZeroOcc	AltConf
86	A2	1	Total	N	Os	0	0
			7	6	1		
86	A2	1	Total	N	Os	0	0
			7	6	1		
86	A2	1	Total	N	Os	0	0
			7	6	1		
86	A2	1	Total	N	Os	0	0
			7	6	1		
86	A2	1	Total	N	Os	0	0
			7	6	1		
86	A2	1	Total	N	Os	0	0
			7	6	1		
86	A2	1	Total	N	Os	0	0
			7	6	1		
86	A2	1	Total	N	Os	0	0
			7	6	1		
86	A2	1	Total	N	Os	0	0
			7	6	1		
86	A2	1	Total	N	Os	0	0
			7	6	1		
86	A2	1	Total	N	Os	0	0
			7	6	1		
86	A2	1	Total	N	Os	0	0
			7	6	1		
86	A2	1	Total	N	Os	0	0
			7	6	1		
86	A2	1	Total	N	Os	0	0
			7	6	1		
86	A2	1	Total	N	Os	0	0
			7	6	1		
86	A2	1	Total	N	Os	0	0
			7	6	1		
86	A2	1	Total	N	Os	0	0
			7	6	1		
86	A2	1	Total	N	Os	0	0
			7	6	1		

Continued on next page...

Continued from previous page...

Mol	Chain	Residues	Atoms			ZeroOcc	AltConf
86	A2	1	Total	N	Os	0	0
			7	6	1		
86	A2	1	Total	N	Os	0	0
			7	6	1		
86	A2	1	Total	N	Os	0	0
			7	6	1		
86	A2	1	Total	N	Os	0	0
			7	6	1		
86	A2	1	Total	N	Os	0	0
			7	6	1		
86	A2	1	Total	N	Os	0	0
			7	6	1		
86	A2	1	Total	N	Os	0	0
			7	6	1		
86	A2	1	Total	N	Os	0	0
			7	6	1		
86	A2	1	Total	N	Os	0	0
			7	6	1		
86	A2	1	Total	N	Os	0	0
			7	6	1		
86	A2	1	Total	N	Os	0	0
			7	6	1		
86	A2	1	Total	N	Os	0	0
			7	6	1		
86	A2	1	Total	N	Os	0	0
			7	6	1		
86	A2	1	Total	N	Os	0	0
			7	6	1		
86	AC	1	Total	N	Os	0	0
			7	6	1		
86	AI	1	Total	N	Os	0	0
			7	6	1		

Continued on next page...

Continued from previous page...

Mol	Chain	Residues	Atoms			ZeroOcc	AltConf
86	AL	1	Total	N	Os	0	0
			7	6	1		
86	AN	1	Total	N	Os	0	0
			7	6	1		
86	AP	1	Total	N	Os	0	0
			7	6	1		
86	Ad	1	Total	N	Os	0	0
			7	6	1		
86	Ag	1	Total	N	Os	0	0
			7	6	1		
86	A1	1	Total	N	Os	0	0
			7	6	1		
86	A1	1	Total	N	Os	0	0
			7	6	1		
86	A1	1	Total	N	Os	0	0
			7	6	1		
86	A1	1	Total	N	Os	0	0
			7	6	1		
86	A1	1	Total	N	Os	0	0
			7	6	1		
86	A1	1	Total	N	Os	0	0
			7	6	1		
86	A1	1	Total	N	Os	0	0
			7	6	1		
86	A1	1	Total	N	Os	0	0
			7	6	1		
86	A1	1	Total	N	Os	0	0
			7	6	1		
86	A1	1	Total	N	Os	0	0
			7	6	1		
86	A1	1	Total	N	Os	0	0
			7	6	1		
86	A1	1	Total	N	Os	0	0
			7	6	1		
86	A1	1	Total	N	Os	0	0
			7	6	1		
86	A1	1	Total	N	Os	0	0
			7	6	1		

Continued on next page...

Continued from previous page...

Mol	Chain	Residues	Atoms			ZeroOcc	AltConf
86	A1	1	Total	N	Os	0	0
			7	6	1		
86	A1	1	Total	N	Os	0	0
			7	6	1		
86	A1	1	Total	N	Os	0	0
			7	6	1		
86	A1	1	Total	N	Os	0	0
			7	6	1		
86	A1	1	Total	N	Os	0	0
			7	6	1		
86	A1	1	Total	N	Os	0	0
			7	6	1		
86	A1	1	Total	N	Os	0	0
			7	6	1		
86	A1	1	Total	N	Os	0	0
			7	6	1		
86	A1	1	Total	N	Os	0	0
			7	6	1		
86	A1	1	Total	N	Os	0	0
			7	6	1		
86	A1	1	Total	N	Os	0	0
			7	6	1		
86	A1	1	Total	N	Os	0	0
			7	6	1		
86	A1	1	Total	N	Os	0	0
			7	6	1		
86	A1	1	Total	N	Os	0	0
			7	6	1		
86	A1	1	Total	N	Os	0	0
			7	6	1		
86	A1	1	Total	N	Os	0	0
			7	6	1		
86	A1	1	Total	N	Os	0	0
			7	6	1		
86	A1	1	Total	N	Os	0	0
			7	6	1		

Continued on next page...

Continued from previous page...

Mol	Chain	Residues	Atoms			ZeroOcc	AltConf
86	A1	1	Total	N	Os	0	0
			7	6	1		
86	A1	1	Total	N	Os	0	0
			7	6	1		
86	A1	1	Total	N	Os	0	0
			7	6	1		
86	A1	1	Total	N	Os	0	0
			7	6	1		
86	A1	1	Total	N	Os	0	0
			7	6	1		
86	A1	1	Total	N	Os	0	0
			7	6	1		
86	A1	1	Total	N	Os	0	0
			7	6	1		
86	A1	1	Total	N	Os	0	0
			7	6	1		
86	A1	1	Total	N	Os	0	0
			7	6	1		
86	A1	1	Total	N	Os	0	0
			7	6	1		
86	A1	1	Total	N	Os	0	0
			7	6	1		
86	A1	1	Total	N	Os	0	0
			7	6	1		
86	A1	1	Total	N	Os	0	0
			7	6	1		
86	A1	1	Total	N	Os	0	0
			7	6	1		
86	A1	1	Total	N	Os	0	0
			7	6	1		
86	A1	1	Total	N	Os	0	0
			7	6	1		
86	A1	1	Total	N	Os	0	0
			7	6	1		
86	A1	1	Total	N	Os	0	0
			7	6	1		

Continued on next page...

Continued from previous page...

Mol	Chain	Residues	Atoms			ZeroOcc	AltConf
86	A1	1	Total	N	Os	0	0
			7	6	1		
86	A1	1	Total	N	Os	0	0
			7	6	1		
86	A1	1	Total	N	Os	0	0
			7	6	1		
86	A1	1	Total	N	Os	0	0
			7	6	1		
86	A1	1	Total	N	Os	0	0
			7	6	1		
86	A1	1	Total	N	Os	0	0
			7	6	1		
86	A1	1	Total	N	Os	0	0
			7	6	1		
86	A1	1	Total	N	Os	0	0
			7	6	1		
86	A1	1	Total	N	Os	0	0
			7	6	1		
86	A1	1	Total	N	Os	0	0
			7	6	1		
86	A1	1	Total	N	Os	0	0
			7	6	1		
86	A1	1	Total	N	Os	0	0
			7	6	1		
86	A1	1	Total	N	Os	0	0
			7	6	1		
86	A1	1	Total	N	Os	0	0
			7	6	1		
86	A1	1	Total	N	Os	0	0
			7	6	1		
86	A1	1	Total	N	Os	0	0
			7	6	1		
86	A1	1	Total	N	Os	0	0
			7	6	1		
86	A1	1	Total	N	Os	0	0
			7	6	1		

Continued on next page...

Continued from previous page...

Mol	Chain	Residues	Atoms			ZeroOcc	AltConf
86	A1	1	Total	N	Os	0	0
			7	6	1		
86	A1	1	Total	N	Os	0	0
			7	6	1		
86	A1	1	Total	N	Os	0	0
			7	6	1		
86	A1	1	Total	N	Os	0	0
			7	6	1		
86	A1	1	Total	N	Os	0	0
			7	6	1		
86	A1	1	Total	N	Os	0	0
			7	6	1		
86	A1	1	Total	N	Os	0	0
			7	6	1		
86	A1	1	Total	N	Os	0	0
			7	6	1		
86	A1	1	Total	N	Os	0	0
			7	6	1		
86	A1	1	Total	N	Os	0	0
			7	6	1		
86	A1	1	Total	N	Os	0	0
			7	6	1		
86	A1	1	Total	N	Os	0	0
			7	6	1		
86	A1	1	Total	N	Os	0	0
			7	6	1		
86	A1	1	Total	N	Os	0	0
			7	6	1		
86	A1	1	Total	N	Os	0	0
			7	6	1		
86	A1	1	Total	N	Os	0	0
			7	6	1		
86	A1	1	Total	N	Os	0	0
			7	6	1		
86	A1	1	Total	N	Os	0	0
			7	6	1		

Continued on next page...

Continued from previous page...

Mol	Chain	Residues	Atoms			ZeroOcc	AltConf
86	A1	1	Total	N	Os	0	0
			7	6	1		
86	A1	1	Total	N	Os	0	0
			7	6	1		
86	A1	1	Total	N	Os	0	0
			7	6	1		
86	A1	1	Total	N	Os	0	0
			7	6	1		
86	A1	1	Total	N	Os	0	0
			7	6	1		
86	A1	1	Total	N	Os	0	0
			7	6	1		
86	A1	1	Total	N	Os	0	0
			7	6	1		
86	A1	1	Total	N	Os	0	0
			7	6	1		
86	A1	1	Total	N	Os	0	0
			7	6	1		
86	A1	1	Total	N	Os	0	0
			7	6	1		
86	A1	1	Total	N	Os	0	0
			7	6	1		
86	A1	1	Total	N	Os	0	0
			7	6	1		
86	A1	1	Total	N	Os	0	0
			7	6	1		
86	A1	1	Total	N	Os	0	0
			7	6	1		
86	A1	1	Total	N	Os	0	0
			7	6	1		
86	A1	1	Total	N	Os	0	0
			7	6	1		
86	A1	1	Total	N	Os	0	0
			7	6	1		

Continued on next page...

Continued from previous page...

Mol	Chain	Residues	Atoms			ZeroOcc	AltConf
86	A1	1	Total	N	Os	0	0
			7	6	1		
86	A1	1	Total	N	Os	0	0
			7	6	1		
86	A1	1	Total	N	Os	0	0
			7	6	1		
86	A1	1	Total	N	Os	0	0
			7	6	1		
86	A1	1	Total	N	Os	0	0
			7	6	1		
86	A1	1	Total	N	Os	0	0
			7	6	1		
86	A1	1	Total	N	Os	0	0
			7	6	1		
86	A1	1	Total	N	Os	0	0
			7	6	1		
86	A1	1	Total	N	Os	0	0
			7	6	1		
86	A1	1	Total	N	Os	0	0
			7	6	1		
86	A1	1	Total	N	Os	0	0
			7	6	1		
86	A1	1	Total	N	Os	0	0
			7	6	1		
86	A1	1	Total	N	Os	0	0
			7	6	1		
86	A1	1	Total	N	Os	0	0
			7	6	1		
86	A1	1	Total	N	Os	0	0
			7	6	1		
86	A1	1	Total	N	Os	0	0
			7	6	1		
86	A1	1	Total	N	Os	0	0
			7	6	1		
86	A1	1	Total	N	Os	0	0
			7	6	1		

Continued on next page...

Continued from previous page...

Mol	Chain	Residues	Atoms			ZeroOcc	AltConf
86	A1	1	Total	N	Os	0	0
			7	6	1		
86	A1	1	Total	N	Os	0	0
			7	6	1		
86	A1	1	Total	N	Os	0	0
			7	6	1		
86	A1	1	Total	N	Os	0	0
			7	6	1		
86	A1	1	Total	N	Os	0	0
			7	6	1		
86	A1	1	Total	N	Os	0	0
			7	6	1		
86	A1	1	Total	N	Os	0	0
			7	6	1		
86	A1	1	Total	N	Os	0	0
			7	6	1		
86	A1	1	Total	N	Os	0	0
			7	6	1		
86	A1	1	Total	N	Os	0	0
			7	6	1		
86	A1	1	Total	N	Os	0	0
			7	6	1		
86	A1	1	Total	N	Os	0	0
			7	6	1		
86	A1	1	Total	N	Os	0	0
			7	6	1		
86	A1	1	Total	N	Os	0	0
			7	6	1		
86	A1	1	Total	N	Os	0	0
			7	6	1		
86	A1	1	Total	N	Os	0	0
			7	6	1		
86	A1	1	Total	N	Os	0	0
			7	6	1		
86	A1	1	Total	N	Os	0	0
			7	6	1		

Continued on next page...

Continued from previous page...

Mol	Chain	Residues	Atoms			ZeroOcc	AltConf
86	A1	1	Total	N	Os	0	0
			7	6	1		
86	A1	1	Total	N	Os	0	0
			7	6	1		
86	A1	1	Total	N	Os	0	0
			7	6	1		
86	A1	1	Total	N	Os	0	0
			7	6	1		
86	A1	1	Total	N	Os	0	0
			7	6	1		
86	A1	1	Total	N	Os	0	0
			7	6	1		
86	A1	1	Total	N	Os	0	0
			7	6	1		
86	A1	1	Total	N	Os	0	0
			7	6	1		
86	A1	1	Total	N	Os	0	0
			7	6	1		
86	A1	1	Total	N	Os	0	0
			7	6	1		
86	A1	1	Total	N	Os	0	0
			7	6	1		
86	A1	1	Total	N	Os	0	0
			7	6	1		
86	A1	1	Total	N	Os	0	0
			7	6	1		
86	A1	1	Total	N	Os	0	0
			7	6	1		
86	A1	1	Total	N	Os	0	0
			7	6	1		
86	A1	1	Total	N	Os	0	0
			7	6	1		
86	A1	1	Total	N	Os	0	0
			7	6	1		
86	A1	1	Total	N	Os	0	0
			7	6	1		

Continued on next page...

Continued from previous page...

Mol	Chain	Residues	Atoms			ZeroOcc	AltConf
86	A1	1	Total	N	Os	0	0
			7	6	1		
86	A1	1	Total	N	Os	0	0
			7	6	1		
86	A1	1	Total	N	Os	0	0
			7	6	1		
86	A1	1	Total	N	Os	0	0
			7	6	1		
86	A1	1	Total	N	Os	0	0
			7	6	1		
86	A1	1	Total	N	Os	0	0
			7	6	1		
86	A1	1	Total	N	Os	0	0
			7	6	1		
86	A1	1	Total	N	Os	0	0
			7	6	1		
86	A1	1	Total	N	Os	0	0
			7	6	1		
86	A1	1	Total	N	Os	0	0
			7	6	1		
86	A1	1	Total	N	Os	0	0
			7	6	1		
86	A1	1	Total	N	Os	0	0
			7	6	1		
86	A1	1	Total	N	Os	0	0
			7	6	1		
86	A1	1	Total	N	Os	0	0
			7	6	1		
86	A1	1	Total	N	Os	0	0
			7	6	1		
86	A1	1	Total	N	Os	0	0
			7	6	1		
86	A1	1	Total	N	Os	0	0
			7	6	1		

Continued on next page...

Continued from previous page...

Mol	Chain	Residues	Atoms			ZeroOcc	AltConf
86	A1	1	Total	N	Os	0	0
			7	6	1		
86	A1	1	Total	N	Os	0	0
			7	6	1		
86	A1	1	Total	N	Os	0	0
			7	6	1		
86	A1	1	Total	N	Os	0	0
			7	6	1		
86	A1	1	Total	N	Os	0	0
			7	6	1		
86	A1	1	Total	N	Os	0	0
			7	6	1		
86	A1	1	Total	N	Os	0	0
			7	6	1		
86	A1	1	Total	N	Os	0	0
			7	6	1		
86	A1	1	Total	N	Os	0	0
			7	6	1		
86	A1	1	Total	N	Os	0	0
			7	6	1		
86	A1	1	Total	N	Os	0	0
			7	6	1		
86	A1	1	Total	N	Os	0	0
			7	6	1		
86	A1	1	Total	N	Os	0	0
			7	6	1		
86	A1	1	Total	N	Os	0	0
			7	6	1		
86	A1	1	Total	N	Os	0	0
			7	6	1		
86	A1	1	Total	N	Os	0	0
			7	6	1		
86	A1	1	Total	N	Os	0	0
			7	6	1		
86	A1	1	Total	N	Os	0	0
			7	6	1		

Continued on next page...

Continued from previous page...

Mol	Chain	Residues	Atoms			ZeroOcc	AltConf
86	A1	1	Total	N	Os	0	0
			7	6	1		
86	A1	1	Total	N	Os	0	0
			7	6	1		
86	A1	1	Total	N	Os	0	0
			7	6	1		
86	A1	1	Total	N	Os	0	0
			7	6	1		
86	A1	1	Total	N	Os	0	0
			7	6	1		
86	A1	1	Total	N	Os	0	0
			7	6	1		
86	A1	1	Total	N	Os	0	0
			7	6	1		
86	A1	1	Total	N	Os	0	0
			7	6	1		
86	A1	1	Total	N	Os	0	0
			7	6	1		
86	A1	1	Total	N	Os	0	0
			7	6	1		
86	A1	1	Total	N	Os	0	0
			7	6	1		
86	A1	1	Total	N	Os	0	0
			7	6	1		
86	A1	1	Total	N	Os	0	0
			7	6	1		
86	A1	1	Total	N	Os	0	0
			7	6	1		
86	A1	1	Total	N	Os	0	0
			7	6	1		
86	A1	1	Total	N	Os	0	0
			7	6	1		
86	A1	1	Total	N	Os	0	0
			7	6	1		
86	A1	1	Total	N	Os	0	0
			7	6	1		

Continued on next page...

Continued from previous page...

Mol	Chain	Residues	Atoms			ZeroOcc	AltConf
86	A1	1	Total	N	Os	0	0
			7	6	1		
86	A1	1	Total	N	Os	0	0
			7	6	1		
86	A1	1	Total	N	Os	0	0
			7	6	1		
86	A1	1	Total	N	Os	0	0
			7	6	1		
86	A1	1	Total	N	Os	0	0
			7	6	1		
86	A1	1	Total	N	Os	0	0
			7	6	1		
86	A1	1	Total	N	Os	0	0
			7	6	1		
86	A1	1	Total	N	Os	0	0
			7	6	1		
86	A1	1	Total	N	Os	0	0
			7	6	1		
86	A1	1	Total	N	Os	0	0
			7	6	1		
86	A1	1	Total	N	Os	0	0
			7	6	1		
86	A1	1	Total	N	Os	0	0
			7	6	1		
86	A1	1	Total	N	Os	0	0
			7	6	1		
86	A1	1	Total	N	Os	0	0
			7	6	1		
86	A1	1	Total	N	Os	0	0
			7	6	1		
86	A1	1	Total	N	Os	0	0
			7	6	1		
86	A1	1	Total	N	Os	0	0
			7	6	1		
86	A1	1	Total	N	Os	0	0
			7	6	1		

Continued on next page...

Continued from previous page...

Mol	Chain	Residues	Atoms			ZeroOcc	AltConf
86	A1	1	Total	N	Os	0	0
			7	6	1		
86	A1	1	Total	N	Os	0	0
			7	6	1		
86	A1	1	Total	N	Os	0	0
			7	6	1		
86	A1	1	Total	N	Os	0	0
			7	6	1		
86	A1	1	Total	N	Os	0	0
			7	6	1		
86	A1	1	Total	N	Os	0	0
			7	6	1		
86	A1	1	Total	N	Os	0	0
			7	6	1		
86	A1	1	Total	N	Os	0	0
			7	6	1		
86	A1	1	Total	N	Os	0	0
			7	6	1		
86	A1	1	Total	N	Os	0	0
			7	6	1		
86	A1	1	Total	N	Os	0	0
			7	6	1		
86	A1	1	Total	N	Os	0	0
			7	6	1		
86	A1	1	Total	N	Os	0	0
			7	6	1		
86	A1	1	Total	N	Os	0	0
			7	6	1		
86	A1	1	Total	N	Os	0	0
			7	6	1		
86	A1	1	Total	N	Os	0	0
			7	6	1		
86	A1	1	Total	N	Os	0	0
			7	6	1		
86	A1	1	Total	N	Os	0	0
			7	6	1		

Continued on next page...

Continued from previous page...

Mol	Chain	Residues	Atoms			ZeroOcc	AltConf
86	A1	1	Total	N	Os	0	0
			7	6	1		
86	A1	1	Total	N	Os	0	0
			7	6	1		
86	A1	1	Total	N	Os	0	0
			7	6	1		
86	A1	1	Total	N	Os	0	0
			7	6	1		
86	A1	1	Total	N	Os	0	0
			7	6	1		
86	A1	1	Total	N	Os	0	0
			7	6	1		
86	A1	1	Total	N	Os	0	0
			7	6	1		
86	A1	1	Total	N	Os	0	0
			7	6	1		
86	A1	1	Total	N	Os	0	0
			7	6	1		
86	A1	1	Total	N	Os	0	0
			7	6	1		
86	A1	1	Total	N	Os	0	0
			7	6	1		
86	A1	1	Total	N	Os	0	0
			7	6	1		
86	A1	1	Total	N	Os	0	0
			7	6	1		
86	A1	1	Total	N	Os	0	0
			7	6	1		
86	A1	1	Total	N	Os	0	0
			7	6	1		
86	A1	1	Total	N	Os	0	0
			7	6	1		
86	A1	1	Total	N	Os	0	0
			7	6	1		
86	A1	1	Total	N	Os	0	0
			7	6	1		

Continued on next page...

Continued from previous page...

Mol	Chain	Residues	Atoms			ZeroOcc	AltConf
86	A1	1	Total	N	Os	0	0
			7	6	1		
86	A1	1	Total	N	Os	0	0
			7	6	1		
86	A1	1	Total	N	Os	0	0
			7	6	1		
86	A1	1	Total	N	Os	0	0
			7	6	1		
86	A1	1	Total	N	Os	0	0
			7	6	1		
86	A1	1	Total	N	Os	0	0
			7	6	1		
86	A1	1	Total	N	Os	0	0
			7	6	1		
86	A1	1	Total	N	Os	0	0
			7	6	1		
86	A1	1	Total	N	Os	0	0
			7	6	1		
86	A1	1	Total	N	Os	0	0
			7	6	1		
86	A1	1	Total	N	Os	0	0
			7	6	1		
86	A1	1	Total	N	Os	0	0
			7	6	1		
86	A1	1	Total	N	Os	0	0
			7	6	1		
86	A1	1	Total	N	Os	0	0
			7	6	1		
86	A1	1	Total	N	Os	0	0
			7	6	1		
86	A1	1	Total	N	Os	0	0
			7	6	1		
86	A1	1	Total	N	Os	0	0
			7	6	1		
86	A1	1	Total	N	Os	0	0
			7	6	1		

Continued on next page...

Continued from previous page...

Mol	Chain	Residues	Atoms			ZeroOcc	AltConf
86	A1	1	Total	N	Os	0	0
			7	6	1		
86	A1	1	Total	N	Os	0	0
			7	6	1		
86	A1	1	Total	N	Os	0	0
			7	6	1		
86	A1	1	Total	N	Os	0	0
			7	6	1		
86	A1	1	Total	N	Os	0	0
			7	6	1		
86	A1	1	Total	N	Os	0	0
			7	6	1		
86	A1	1	Total	N	Os	0	0
			7	6	1		
86	A1	1	Total	N	Os	0	0
			7	6	1		
86	A1	1	Total	N	Os	0	0
			7	6	1		
86	A1	1	Total	N	Os	0	0
			7	6	1		
86	A1	1	Total	N	Os	0	0
			7	6	1		
86	A1	1	Total	N	Os	0	0
			7	6	1		
86	A1	1	Total	N	Os	0	0
			7	6	1		
86	A1	1	Total	N	Os	0	0
			7	6	1		
86	A1	1	Total	N	Os	0	0
			7	6	1		
86	A1	1	Total	N	Os	0	0
			7	6	1		
86	A1	1	Total	N	Os	0	0
			7	6	1		
86	A1	1	Total	N	Os	0	0
			7	6	1		

Continued on next page...

Continued from previous page...

Mol	Chain	Residues	Atoms			ZeroOcc	AltConf
86	A1	1	Total	N	Os	0	0
			7	6	1		
86	A1	1	Total	N	Os	0	0
			7	6	1		
86	A1	1	Total	N	Os	0	0
			7	6	1		
86	A1	1	Total	N	Os	0	0
			7	6	1		
86	A1	1	Total	N	Os	0	0
			7	6	1		
86	A1	1	Total	N	Os	0	0
			7	6	1		
86	A1	1	Total	N	Os	0	0
			7	6	1		
86	A1	1	Total	N	Os	0	0
			7	6	1		
86	A1	1	Total	N	Os	0	0
			7	6	1		
86	A1	1	Total	N	Os	0	0
			7	6	1		
86	A1	1	Total	N	Os	0	0
			7	6	1		
86	A1	1	Total	N	Os	0	0
			7	6	1		
86	A1	1	Total	N	Os	0	0
			7	6	1		
86	A1	1	Total	N	Os	0	0
			7	6	1		
86	A1	1	Total	N	Os	0	0
			7	6	1		
86	A1	1	Total	N	Os	0	0
			7	6	1		
86	A1	1	Total	N	Os	0	0
			7	6	1		
86	A1	1	Total	N	Os	0	0
			7	6	1		

Continued on next page...

Continued from previous page...

Mol	Chain	Residues	Atoms			ZeroOcc	AltConf
86	A1	1	Total	N	Os	0	0
			7	6	1		
86	A1	1	Total	N	Os	0	0
			7	6	1		
86	A1	1	Total	N	Os	0	0
			7	6	1		
86	A1	1	Total	N	Os	0	0
			7	6	1		
86	A1	1	Total	N	Os	0	0
			7	6	1		
86	A1	1	Total	N	Os	0	0
			7	6	1		
86	A1	1	Total	N	Os	0	0
			7	6	1		
86	A1	1	Total	N	Os	0	0
			7	6	1		
86	A1	1	Total	N	Os	0	0
			7	6	1		
86	A1	1	Total	N	Os	0	0
			7	6	1		
86	A1	1	Total	N	Os	0	0
			7	6	1		
86	A1	1	Total	N	Os	0	0
			7	6	1		
86	A1	1	Total	N	Os	0	0
			7	6	1		
86	A1	1	Total	N	Os	0	0
			7	6	1		
86	A1	1	Total	N	Os	0	0
			7	6	1		
86	A1	1	Total	N	Os	0	0
			7	6	1		
86	A1	1	Total	N	Os	0	0
			7	6	1		

Continued on next page...

Continued from previous page...

Mol	Chain	Residues	Atoms			ZeroOcc	AltConf
86	A1	1	Total	N	Os	0	0
			7	6	1		
86	A1	1	Total	N	Os	0	0
			7	6	1		
86	A1	1	Total	N	Os	0	0
			7	6	1		
86	A1	1	Total	N	Os	0	0
			7	6	1		
86	A1	1	Total	N	Os	0	0
			7	6	1		
86	A1	1	Total	N	Os	0	0
			7	6	1		
86	A1	1	Total	N	Os	0	0
			7	6	1		
86	A1	1	Total	N	Os	0	0
			7	6	1		
86	A1	1	Total	N	Os	0	0
			7	6	1		
86	A1	1	Total	N	Os	0	0
			7	6	1		
86	A1	1	Total	N	Os	0	0
			7	6	1		
86	A1	1	Total	N	Os	0	0
			7	6	1		
86	A1	1	Total	N	Os	0	0
			7	6	1		
86	A1	1	Total	N	Os	0	0
			7	6	1		
86	A1	1	Total	N	Os	0	0
			7	6	1		
86	A3	1	Total	N	Os	0	0
			7	6	1		
86	A3	1	Total	N	Os	0	0
			7	6	1		

Continued on next page...

Continued from previous page...

Mol	Chain	Residues	Atoms			ZeroOcc	AltConf
86	A3	1	Total	N	Os	0	0
			7	6	1		
86	A3	1	Total	N	Os	0	0
			7	6	1		
86	A3	1	Total	N	Os	0	0
			7	6	1		
86	A3	1	Total	N	Os	0	0
			7	6	1		
86	A3	1	Total	N	Os	0	0
			7	6	1		
86	A3	1	Total	N	Os	0	0
			7	6	1		
86	A3	1	Total	N	Os	0	0
			7	6	1		
86	A3	1	Total	N	Os	0	0
			7	6	1		
86	A3	1	Total	N	Os	0	0
			7	6	1		
86	A4	1	Total	N	Os	0	0
			7	6	1		
86	A4	1	Total	N	Os	0	0
			7	6	1		
86	A4	1	Total	N	Os	0	0
			7	6	1		
86	A4	1	Total	N	Os	0	0
			7	6	1		
86	A4	1	Total	N	Os	0	0
			7	6	1		
86	A4	1	Total	N	Os	0	0
			7	6	1		
86	A4	1	Total	N	Os	0	0
			7	6	1		
86	A4	1	Total	N	Os	0	0
			7	6	1		

Continued on next page...

Continued from previous page...

Mol	Chain	Residues	Atoms			ZeroOcc	AltConf
86	A4	1	Total	N	Os	0	0
			7	6	1		
86	A4	1	Total	N	Os	0	0
			7	6	1		
86	A4	1	Total	N	Os	0	0
			7	6	1		
86	A4	1	Total	N	Os	0	0
			7	6	1		
86	A4	1	Total	N	Os	0	0
			7	6	1		
86	BA	1	Total	N	Os	0	0
			7	6	1		
86	BB	1	Total	N	Os	0	0
			7	6	1		
86	BB	1	Total	N	Os	0	0
			7	6	1		
86	BC	1	Total	N	Os	0	0
			7	6	1		
86	BD	1	Total	N	Os	0	0
			7	6	1		
86	BI	1	Total	N	Os	0	0
			7	6	1		
86	BI	1	Total	N	Os	0	0
			7	6	1		
86	BI	1	Total	N	Os	0	0
			7	6	1		
86	BI	1	Total	N	Os	0	0
			7	6	1		
86	BN	1	Total	N	Os	0	0
			7	6	1		
86	BO	1	Total	N	Os	0	0
			7	6	1		
86	BP	1	Total	N	Os	0	0
			7	6	1		
86	BP	1	Total	N	Os	0	0
			7	6	1		
86	BR	1	Total	N	Os	0	0
			7	6	1		
86	BT	1	Total	N	Os	0	0
			7	6	1		
86	Bb	1	Total	N	Os	0	0
			7	6	1		

Continued on next page...

Continued from previous page...

Mol	Chain	Residues	Atoms			ZeroOcc	AltConf
86	Bf	1	Total	N	Os	0	0
			7	6	1		
86	Bj	1	Total	N	Os	0	0
			7	6	1		
86	Bj	1	Total	N	Os	0	0
			7	6	1		
86	Bj	1	Total	N	Os	0	0
			7	6	1		
86	Bo	1	Total	N	Os	0	0
			7	6	1		
86	A6	1	Total	N	Os	0	0
			7	6	1		
86	A6	1	Total	N	Os	0	0
			7	6	1		
86	A6	1	Total	N	Os	0	0
			7	6	1		
86	A6	1	Total	N	Os	0	0
			7	6	1		
86	A6	1	Total	N	Os	0	0
			7	6	1		
86	A6	1	Total	N	Os	0	0
			7	6	1		
86	A6	1	Total	N	Os	0	0
			7	6	1		
86	A6	1	Total	N	Os	0	0
			7	6	1		
86	A6	1	Total	N	Os	0	0
			7	6	1		
86	A6	1	Total	N	Os	0	0
			7	6	1		
86	A6	1	Total	N	Os	0	0
			7	6	1		
86	A6	1	Total	N	Os	0	0
			7	6	1		
86	A6	1	Total	N	Os	0	0
			7	6	1		
86	A6	1	Total	N	Os	0	0
			7	6	1		

Continued on next page...

Continued from previous page...

Mol	Chain	Residues	Atoms			ZeroOcc	AltConf
86	A6	1	Total	N	Os	0	0
			7	6	1		
86	A6	1	Total	N	Os	0	0
			7	6	1		
86	A6	1	Total	N	Os	0	0
			7	6	1		
86	A6	1	Total	N	Os	0	0
			7	6	1		
86	A6	1	Total	N	Os	0	0
			7	6	1		
86	A6	1	Total	N	Os	0	0
			7	6	1		
86	A6	1	Total	N	Os	0	0
			7	6	1		
86	A6	1	Total	N	Os	0	0
			7	6	1		
86	A6	1	Total	N	Os	0	0
			7	6	1		
86	A6	1	Total	N	Os	0	0
			7	6	1		
86	A6	1	Total	N	Os	0	0
			7	6	1		
86	A6	1	Total	N	Os	0	0
			7	6	1		
86	A6	1	Total	N	Os	0	0
			7	6	1		
86	A6	1	Total	N	Os	0	0
			7	6	1		
86	A6	1	Total	N	Os	0	0
			7	6	1		
86	A6	1	Total	N	Os	0	0
			7	6	1		
86	A6	1	Total	N	Os	0	0
			7	6	1		
86	A6	1	Total	N	Os	0	0
			7	6	1		

Continued on next page...

Continued from previous page...

Mol	Chain	Residues	Atoms			ZeroOcc	AltConf
86	A6	1	Total	N	Os	0	0
			7	6	1		
86	A6	1	Total	N	Os	0	0
			7	6	1		
86	A6	1	Total	N	Os	0	0
			7	6	1		
86	A6	1	Total	N	Os	0	0
			7	6	1		
86	A6	1	Total	N	Os	0	0
			7	6	1		
86	A6	1	Total	N	Os	0	0
			7	6	1		
86	A6	1	Total	N	Os	0	0
			7	6	1		
86	A6	1	Total	N	Os	0	0
			7	6	1		
86	A6	1	Total	N	Os	0	0
			7	6	1		
86	A6	1	Total	N	Os	0	0
			7	6	1		
86	A6	1	Total	N	Os	0	0
			7	6	1		
86	A6	1	Total	N	Os	0	0
			7	6	1		
86	A6	1	Total	N	Os	0	0
			7	6	1		
86	A6	1	Total	N	Os	0	0
			7	6	1		
86	A6	1	Total	N	Os	0	0
			7	6	1		
86	A6	1	Total	N	Os	0	0
			7	6	1		
86	A6	1	Total	N	Os	0	0
			7	6	1		
86	A6	1	Total	N	Os	0	0
			7	6	1		

Continued on next page...

Continued from previous page...

Mol	Chain	Residues	Atoms			ZeroOcc	AltConf
86	A6	1	Total	N	Os	0	0
			7	6	1		
86	A6	1	Total	N	Os	0	0
			7	6	1		
86	A6	1	Total	N	Os	0	0
			7	6	1		
86	A6	1	Total	N	Os	0	0
			7	6	1		
86	A6	1	Total	N	Os	0	0
			7	6	1		
86	A6	1	Total	N	Os	0	0
			7	6	1		
86	A6	1	Total	N	Os	0	0
			7	6	1		
86	A6	1	Total	N	Os	0	0
			7	6	1		
86	A6	1	Total	N	Os	0	0
			7	6	1		
86	A6	1	Total	N	Os	0	0
			7	6	1		
86	A6	1	Total	N	Os	0	0
			7	6	1		
86	A6	1	Total	N	Os	0	0
			7	6	1		
86	A6	1	Total	N	Os	0	0
			7	6	1		
86	A6	1	Total	N	Os	0	0
			7	6	1		
86	A6	1	Total	N	Os	0	0
			7	6	1		
86	A6	1	Total	N	Os	0	0
			7	6	1		
86	A6	1	Total	N	Os	0	0
			7	6	1		
86	A6	1	Total	N	Os	0	0
			7	6	1		

Continued on next page...

Continued from previous page...

Mol	Chain	Residues	Atoms			ZeroOcc	AltConf
86	A6	1	Total	N	Os	0	0
			7	6	1		
86	A6	1	Total	N	Os	0	0
			7	6	1		
86	A6	1	Total	N	Os	0	0
			7	6	1		
86	A6	1	Total	N	Os	0	0
			7	6	1		
86	A6	1	Total	N	Os	0	0
			7	6	1		
86	A6	1	Total	N	Os	0	0
			7	6	1		
86	A6	1	Total	N	Os	0	0
			7	6	1		
86	A6	1	Total	N	Os	0	0
			7	6	1		
86	A6	1	Total	N	Os	0	0
			7	6	1		
86	A6	1	Total	N	Os	0	0
			7	6	1		
86	A6	1	Total	N	Os	0	0
			7	6	1		
86	A6	1	Total	N	Os	0	0
			7	6	1		
86	A6	1	Total	N	Os	0	0
			7	6	1		
86	A6	1	Total	N	Os	0	0
			7	6	1		
86	A6	1	Total	N	Os	0	0
			7	6	1		
86	A6	1	Total	N	Os	0	0
			7	6	1		
86	A6	1	Total	N	Os	0	0
			7	6	1		
86	A6	1	Total	N	Os	0	0
			7	6	1		

Continued on next page...

Continued from previous page...

Mol	Chain	Residues	Atoms			ZeroOcc	AltConf
86	A6	1	Total	N	Os	0	0
			7	6	1		
86	A6	1	Total	N	Os	0	0
			7	6	1		
86	A6	1	Total	N	Os	0	0
			7	6	1		
86	A6	1	Total	N	Os	0	0
			7	6	1		
86	A6	1	Total	N	Os	0	0
			7	6	1		
86	A6	1	Total	N	Os	0	0
			7	6	1		
86	A6	1	Total	N	Os	0	0
			7	6	1		
86	A6	1	Total	N	Os	0	0
			7	6	1		
86	A6	1	Total	N	Os	0	0
			7	6	1		
86	A6	1	Total	N	Os	0	0
			7	6	1		
86	A6	1	Total	N	Os	0	0
			7	6	1		
86	A6	1	Total	N	Os	0	0
			7	6	1		
86	A6	1	Total	N	Os	0	0
			7	6	1		
86	A6	1	Total	N	Os	0	0
			7	6	1		
86	A6	1	Total	N	Os	0	0
			7	6	1		
86	A6	1	Total	N	Os	0	0
			7	6	1		
86	A6	1	Total	N	Os	0	0
			7	6	1		
86	A6	1	Total	N	Os	0	0
			7	6	1		

Continued on next page...

Continued from previous page...

Mol	Chain	Residues	Atoms			ZeroOcc	AltConf
86	A6	1	Total	N	Os	0	0
			7	6	1		
86	A6	1	Total	N	Os	0	0
			7	6	1		
86	A6	1	Total	N	Os	0	0
			7	6	1		
86	A6	1	Total	N	Os	0	0
			7	6	1		
86	A6	1	Total	N	Os	0	0
			7	6	1		
86	A6	1	Total	N	Os	0	0
			7	6	1		
86	A6	1	Total	N	Os	0	0
			7	6	1		
86	A6	1	Total	N	Os	0	0
			7	6	1		
86	A6	1	Total	N	Os	0	0
			6	5	1		
86	A6	1	Total	N	Os	0	0
			7	6	1		
86	A6	1	Total	N	Os	0	0
			7	6	1		
86	A6	1	Total	N	Os	0	0
			7	6	1		
86	A6	1	Total	N	Os	0	0
			7	6	1		
86	A6	1	Total	N	Os	0	0
			7	6	1		
86	A6	1	Total	N	Os	0	0
			7	6	1		
86	A6	1	Total	N	Os	0	0
			7	6	1		
86	A6	1	Total	N	Os	0	0
			7	6	1		
86	A6	1	Total	N	Os	0	0
			7	6	1		
86	A6	1	Total	N	Os	0	0
			7	6	1		

Continued on next page...

Continued from previous page...

Mol	Chain	Residues	Atoms			ZeroOcc	AltConf
86	A6	1	Total	N	Os	0	0
			7	6	1		
86	A6	1	Total	N	Os	0	0
			7	6	1		
86	A6	1	Total	N	Os	0	0
			7	6	1		
86	A6	1	Total	N	Os	0	0
			7	6	1		
86	A6	1	Total	N	Os	0	0
			7	6	1		
86	A6	1	Total	N	Os	0	0
			7	6	1		
86	A6	1	Total	N	Os	0	0
			7	6	1		
86	A6	1	Total	N	Os	0	0
			7	6	1		
86	A6	1	Total	N	Os	0	0
			7	6	1		
86	A6	1	Total	N	Os	0	0
			7	6	1		
86	A6	1	Total	N	Os	0	0
			7	6	1		
86	A6	1	Total	N	Os	0	0
			7	6	1		
86	A6	1	Total	N	Os	0	0
			7	6	1		
86	A6	1	Total	N	Os	0	0
			7	6	1		
86	A6	1	Total	N	Os	0	0
			7	6	1		
86	A6	1	Total	N	Os	0	0
			7	6	1		
86	A6	1	Total	N	Os	0	0
			7	6	1		
86	A6	1	Total	N	Os	0	0
			7	6	1		

Continued on next page...

Continued from previous page...

Mol	Chain	Residues	Atoms			ZeroOcc	AltConf
86	A6	1	Total	N	Os	0	0
			7	6	1		
86	A6	1	Total	N	Os	0	0
			7	6	1		
86	A6	1	Total	N	Os	0	0
			7	6	1		
86	A6	1	Total	N	Os	0	0
			7	6	1		
86	A6	1	Total	N	Os	0	0
			7	6	1		
86	A6	1	Total	N	Os	0	0
			7	6	1		
86	A6	1	Total	N	Os	0	0
			7	6	1		
86	A6	1	Total	N	Os	0	0
			7	6	1		
86	A6	1	Total	N	Os	0	0
			7	6	1		
86	A6	1	Total	N	Os	0	0
			7	6	1		
86	A6	1	Total	N	Os	0	0
			7	6	1		
86	A6	1	Total	N	Os	0	0
			7	6	1		
86	A6	1	Total	N	Os	0	0
			7	6	1		
86	A6	1	Total	N	Os	0	0
			7	6	1		
86	A6	1	Total	N	Os	0	0
			7	6	1		
86	A6	1	Total	N	Os	0	0
			7	6	1		
86	A6	1	Total	N	Os	0	0
			7	6	1		

Continued on next page...

Continued from previous page...

Mol	Chain	Residues	Atoms			ZeroOcc	AltConf
86	A6	1	Total	N	Os	0	0
			7	6	1		
86	A6	1	Total	N	Os	0	0
			7	6	1		
86	A6	1	Total	N	Os	0	0
			7	6	1		
86	A6	1	Total	N	Os	0	0
			7	6	1		
86	A6	1	Total	N	Os	0	0
			7	6	1		
86	A6	1	Total	N	Os	0	0
			7	6	1		
86	A6	1	Total	N	Os	0	0
			7	6	1		
86	A6	1	Total	N	Os	0	0
			7	6	1		
86	A6	1	Total	N	Os	0	0
			7	6	1		
86	A6	1	Total	N	Os	0	0
			7	6	1		
86	A6	1	Total	N	Os	0	0
			7	6	1		
86	A6	1	Total	N	Os	0	0
			7	6	1		
86	CB	1	Total	N	Os	0	0
			7	6	1		
86	CG	1	Total	N	Os	0	0
			7	6	1		
86	CG	1	Total	N	Os	0	0
			7	6	1		
86	CI	1	Total	N	Os	0	0
			7	6	1		
86	CJ	1	Total	N	Os	0	0
			7	6	1		

Continued on next page...

Continued from previous page...

Mol	Chain	Residues	Atoms			ZeroOcc	AltConf
86	CL	1	Total	N	Os	0	0
			7	6	1		
86	CN	1	Total	N	Os	0	0
			7	6	1		
86	CP	1	Total	N	Os	0	0
			7	6	1		
86	CP	1	Total	N	Os	0	0
			7	6	1		
86	CS	1	Total	N	Os	0	0
			7	6	1		
86	CY	1	Total	N	Os	0	0
			7	6	1		
86	CY	1	Total	N	Os	0	0
			7	6	1		
86	Cd	1	Total	N	Os	0	0
			7	6	1		
86	Cg	1	Total	N	Os	0	0
			7	6	1		
86	A5	1	Total	N	Os	0	0
			7	6	1		
86	A5	1	Total	N	Os	0	0
			7	6	1		
86	A5	1	Total	N	Os	0	0
			7	6	1		
86	A5	1	Total	N	Os	0	0
			7	6	1		
86	A5	1	Total	N	Os	0	0
			7	6	1		
86	A5	1	Total	N	Os	0	0
			7	6	1		
86	A5	1	Total	N	Os	0	0
			7	6	1		
86	A5	1	Total	N	Os	0	0
			7	6	1		
86	A5	1	Total	N	Os	0	0
			7	6	1		
86	A5	1	Total	N	Os	0	0
			7	6	1		

Continued on next page...

Continued from previous page...

Mol	Chain	Residues	Atoms			ZeroOcc	AltConf
86	A5	1	Total	N	Os	0	0
			7	6	1		
86	A5	1	Total	N	Os	0	0
			7	6	1		
86	A5	1	Total	N	Os	0	0
			7	6	1		
86	A5	1	Total	N	Os	0	0
			7	6	1		
86	A5	1	Total	N	Os	0	0
			7	6	1		
86	A5	1	Total	N	Os	0	0
			7	6	1		
86	A5	1	Total	N	Os	0	0
			7	6	1		
86	A5	1	Total	N	Os	0	0
			7	6	1		
86	A5	1	Total	N	Os	0	0
			7	6	1		
86	A5	1	Total	N	Os	0	0
			7	6	1		
86	A5	1	Total	N	Os	0	0
			7	6	1		
86	A5	1	Total	N	Os	0	0
			7	6	1		
86	A5	1	Total	N	Os	0	0
			7	6	1		
86	A5	1	Total	N	Os	0	0
			7	6	1		
86	A5	1	Total	N	Os	0	0
			7	6	1		
86	A5	1	Total	N	Os	0	0
			7	6	1		
86	A5	1	Total	N	Os	0	0
			7	6	1		
86	A5	1	Total	N	Os	0	0
			7	6	1		

Continued on next page...

Continued from previous page...

Mol	Chain	Residues	Atoms			ZeroOcc	AltConf
86	A5	1	Total	N	Os	0	0
			7	6	1		
86	A5	1	Total	N	Os	0	0
			7	6	1		
86	A5	1	Total	N	Os	0	0
			7	6	1		
86	A5	1	Total	N	Os	0	0
			7	6	1		
86	A5	1	Total	N	Os	0	0
			7	6	1		
86	A5	1	Total	N	Os	0	0
			7	6	1		
86	A5	1	Total	N	Os	0	0
			7	6	1		
86	A5	1	Total	N	Os	0	0
			7	6	1		
86	A5	1	Total	N	Os	0	0
			7	6	1		
86	A5	1	Total	N	Os	0	0
			7	6	1		
86	A5	1	Total	N	Os	0	0
			7	6	1		
86	A5	1	Total	N	Os	0	0
			7	6	1		
86	A5	1	Total	N	Os	0	0
			7	6	1		
86	A5	1	Total	N	Os	0	0
			7	6	1		
86	A5	1	Total	N	Os	0	0
			7	6	1		
86	A5	1	Total	N	Os	0	0
			7	6	1		
86	A5	1	Total	N	Os	0	0
			7	6	1		
86	A5	1	Total	N	Os	0	0
			7	6	1		

Continued on next page...

Continued from previous page...

Mol	Chain	Residues	Atoms			ZeroOcc	AltConf
86	A5	1	Total	N	Os	0	0
			7	6	1		
86	A5	1	Total	N	Os	0	0
			7	6	1		
86	A5	1	Total	N	Os	0	0
			7	6	1		
86	A5	1	Total	N	Os	0	0
			7	6	1		
86	A5	1	Total	N	Os	0	0
			7	6	1		
86	A5	1	Total	N	Os	0	0
			7	6	1		
86	A5	1	Total	N	Os	0	0
			7	6	1		
86	A5	1	Total	N	Os	0	0
			7	6	1		
86	A5	1	Total	N	Os	0	0
			7	6	1		
86	A5	1	Total	N	Os	0	0
			7	6	1		
86	A5	1	Total	N	Os	0	0
			7	6	1		
86	A5	1	Total	N	Os	0	0
			7	6	1		
86	A5	1	Total	N	Os	0	0
			7	6	1		
86	A5	1	Total	N	Os	0	0
			7	6	1		
86	A5	1	Total	N	Os	0	0
			7	6	1		
86	A5	1	Total	N	Os	0	0
			7	6	1		
86	A5	1	Total	N	Os	0	0
			7	6	1		
86	A5	1	Total	N	Os	0	0
			7	6	1		

Continued on next page...

Continued from previous page...

Mol	Chain	Residues	Atoms			ZeroOcc	AltConf
86	A5	1	Total	N	Os	0	0
			7	6	1		
86	A5	1	Total	N	Os	0	0
			7	6	1		
86	A5	1	Total	N	Os	0	0
			7	6	1		
86	A5	1	Total	N	Os	0	0
			7	6	1		
86	A5	1	Total	N	Os	0	0
			7	6	1		
86	A5	1	Total	N	Os	0	0
			7	6	1		
86	A5	1	Total	N	Os	0	0
			7	6	1		
86	A5	1	Total	N	Os	0	0
			7	6	1		
86	A5	1	Total	N	Os	0	0
			7	6	1		
86	A5	1	Total	N	Os	0	0
			7	6	1		
86	A5	1	Total	N	Os	0	0
			7	6	1		
86	A5	1	Total	N	Os	0	0
			7	6	1		
86	A5	1	Total	N	Os	0	0
			7	6	1		
86	A5	1	Total	N	Os	0	0
			7	6	1		
86	A5	1	Total	N	Os	0	0
			7	6	1		
86	A5	1	Total	N	Os	0	0
			7	6	1		
86	A5	1	Total	N	Os	0	0
			7	6	1		
86	A5	1	Total	N	Os	0	0
			7	6	1		

Continued on next page...

Continued from previous page...

Mol	Chain	Residues	Atoms			ZeroOcc	AltConf
86	A5	1	Total	N	Os	0	0
			7	6	1		
86	A5	1	Total	N	Os	0	0
			7	6	1		
86	A5	1	Total	N	Os	0	0
			7	6	1		
86	A5	1	Total	N	Os	0	0
			7	6	1		
86	A5	1	Total	N	Os	0	0
			7	6	1		
86	A5	1	Total	N	Os	0	0
			7	6	1		
86	A5	1	Total	N	Os	0	0
			7	6	1		
86	A5	1	Total	N	Os	0	0
			7	6	1		
86	A5	1	Total	N	Os	0	0
			7	6	1		
86	A5	1	Total	N	Os	0	0
			7	6	1		
86	A5	1	Total	N	Os	0	0
			7	6	1		
86	A5	1	Total	N	Os	0	0
			7	6	1		
86	A5	1	Total	N	Os	0	0
			7	6	1		
86	A5	1	Total	N	Os	0	0
			7	6	1		
86	A5	1	Total	N	Os	0	0
			7	6	1		
86	A5	1	Total	N	Os	0	0
			7	6	1		
86	A5	1	Total	N	Os	0	0
			7	6	1		
86	A5	1	Total	N	Os	0	0
			7	6	1		
86	A5	1	Total	N	Os	0	0
			7	6	1		

Continued on next page...

Continued from previous page...

Mol	Chain	Residues	Atoms			ZeroOcc	AltConf
86	A5	1	Total	N	Os	0	0
			7	6	1		
86	A5	1	Total	N	Os	0	0
			7	6	1		
86	A5	1	Total	N	Os	0	0
			7	6	1		
86	A5	1	Total	N	Os	0	0
			7	6	1		
86	A5	1	Total	N	Os	0	0
			7	6	1		
86	A5	1	Total	N	Os	0	0
			7	6	1		
86	A5	1	Total	N	Os	0	0
			7	6	1		
86	A5	1	Total	N	Os	0	0
			7	6	1		
86	A5	1	Total	N	Os	0	0
			7	6	1		
86	A5	1	Total	N	Os	0	0
			7	6	1		
86	A5	1	Total	N	Os	0	0
			7	6	1		
86	A5	1	Total	N	Os	0	0
			7	6	1		
86	A5	1	Total	N	Os	0	0
			7	6	1		
86	A5	1	Total	N	Os	0	0
			7	6	1		
86	A5	1	Total	N	Os	0	0
			7	6	1		
86	A5	1	Total	N	Os	0	0
			7	6	1		
86	A5	1	Total	N	Os	0	0
			7	6	1		
86	A5	1	Total	N	Os	0	0
			7	6	1		

Continued on next page...

Continued from previous page...

Mol	Chain	Residues	Atoms			ZeroOcc	AltConf
86	A5	1	Total	N	Os	0	0
			7	6	1		
86	A5	1	Total	N	Os	0	0
			7	6	1		
86	A5	1	Total	N	Os	0	0
			7	6	1		
86	A5	1	Total	N	Os	0	0
			7	6	1		
86	A5	1	Total	N	Os	0	0
			7	6	1		
86	A5	1	Total	N	Os	0	0
			7	6	1		
86	A5	1	Total	N	Os	0	0
			7	6	1		
86	A5	1	Total	N	Os	0	0
			7	6	1		
86	A5	1	Total	N	Os	0	0
			7	6	1		
86	A5	1	Total	N	Os	0	0
			7	6	1		
86	A5	1	Total	N	Os	0	0
			7	6	1		
86	A5	1	Total	N	Os	0	0
			7	6	1		
86	A5	1	Total	N	Os	0	0
			7	6	1		
86	A5	1	Total	N	Os	0	0
			7	6	1		
86	A5	1	Total	N	Os	0	0
			7	6	1		
86	A5	1	Total	N	Os	0	0
			7	6	1		
86	A5	1	Total	N	Os	0	0
			7	6	1		
86	A5	1	Total	N	Os	0	0
			7	6	1		

Continued on next page...

Continued from previous page...

Mol	Chain	Residues	Atoms			ZeroOcc	AltConf
86	A5	1	Total	N	Os	0	0
			7	6	1		
86	A5	1	Total	N	Os	0	0
			7	6	1		
86	A5	1	Total	N	Os	0	0
			7	6	1		
86	A5	1	Total	N	Os	0	0
			7	6	1		
86	A5	1	Total	N	Os	0	0
			7	6	1		
86	A5	1	Total	N	Os	0	0
			7	6	1		
86	A5	1	Total	N	Os	0	0
			7	6	1		
86	A5	1	Total	N	Os	0	0
			7	6	1		
86	A5	1	Total	N	Os	0	0
			7	6	1		
86	A5	1	Total	N	Os	0	0
			7	6	1		
86	A5	1	Total	N	Os	0	0
			7	6	1		
86	A5	1	Total	N	Os	0	0
			7	6	1		
86	A5	1	Total	N	Os	0	0
			7	6	1		
86	A5	1	Total	N	Os	0	0
			7	6	1		
86	A5	1	Total	N	Os	0	0
			7	6	1		
86	A5	1	Total	N	Os	0	0
			7	6	1		
86	A5	1	Total	N	Os	0	0
			7	6	1		
86	A5	1	Total	N	Os	0	0
			7	6	1		

Continued on next page...

Continued from previous page...

Mol	Chain	Residues	Atoms			ZeroOcc	AltConf
86	A5	1	Total	N	Os	0	0
			7	6	1		
86	A5	1	Total	N	Os	0	0
			7	6	1		
86	A5	1	Total	N	Os	0	0
			7	6	1		
86	A5	1	Total	N	Os	0	0
			7	6	1		
86	A5	1	Total	N	Os	0	0
			7	6	1		
86	A5	1	Total	N	Os	0	0
			7	6	1		
86	A5	1	Total	N	Os	0	0
			7	6	1		
86	A5	1	Total	N	Os	0	0
			7	6	1		
86	A5	1	Total	N	Os	0	0
			7	6	1		
86	A5	1	Total	N	Os	0	0
			7	6	1		
86	A5	1	Total	N	Os	0	0
			7	6	1		
86	A5	1	Total	N	Os	0	0
			7	6	1		
86	A5	1	Total	N	Os	0	0
			7	6	1		
86	A5	1	Total	N	Os	0	0
			7	6	1		
86	A5	1	Total	N	Os	0	0
			7	6	1		
86	A5	1	Total	N	Os	0	0
			7	6	1		
86	A5	1	Total	N	Os	0	0
			7	6	1		

Continued on next page...

Continued from previous page...

Mol	Chain	Residues	Atoms			ZeroOcc	AltConf
86	A5	1	Total	N	Os	0	0
			7	6	1		
86	A5	1	Total	N	Os	0	0
			7	6	1		
86	A5	1	Total	N	Os	0	0
			7	6	1		
86	A5	1	Total	N	Os	0	0
			7	6	1		
86	A5	1	Total	N	Os	0	0
			7	6	1		
86	A5	1	Total	N	Os	0	0
			7	6	1		
86	A5	1	Total	N	Os	0	0
			7	6	1		
86	A5	1	Total	N	Os	0	0
			7	6	1		
86	A5	1	Total	N	Os	0	0
			7	6	1		
86	A5	1	Total	N	Os	0	0
			7	6	1		
86	A5	1	Total	N	Os	0	0
			7	6	1		
86	A5	1	Total	N	Os	0	0
			7	6	1		
86	A5	1	Total	N	Os	0	0
			7	6	1		
86	A5	1	Total	N	Os	0	0
			7	6	1		
86	A5	1	Total	N	Os	0	0
			7	6	1		
86	A5	1	Total	N	Os	0	0
			7	6	1		
86	A5	1	Total	N	Os	0	0
			7	6	1		
86	A5	1	Total	N	Os	0	0
			7	6	1		

Continued on next page...

Continued from previous page...

Mol	Chain	Residues	Atoms			ZeroOcc	AltConf
86	A5	1	Total	N	Os	0	0
			7	6	1		
86	A5	1	Total	N	Os	0	0
			7	6	1		
86	A5	1	Total	N	Os	0	0
			7	6	1		
86	A5	1	Total	N	Os	0	0
			7	6	1		
86	A5	1	Total	N	Os	0	0
			7	6	1		
86	A5	1	Total	N	Os	0	0
			7	6	1		
86	A5	1	Total	N	Os	0	0
			7	6	1		
86	A5	1	Total	N	Os	0	0
			7	6	1		
86	A5	1	Total	N	Os	0	0
			7	6	1		
86	A5	1	Total	N	Os	0	0
			7	6	1		
86	A5	1	Total	N	Os	0	0
			7	6	1		
86	A5	1	Total	N	Os	0	0
			7	6	1		
86	A5	1	Total	N	Os	0	0
			7	6	1		
86	A5	1	Total	N	Os	0	0
			7	6	1		
86	A5	1	Total	N	Os	0	0
			7	6	1		
86	A5	1	Total	N	Os	0	0
			7	6	1		
86	A5	1	Total	N	Os	0	0
			7	6	1		

Continued on next page...

Continued from previous page...

Mol	Chain	Residues	Atoms			ZeroOcc	AltConf
86	A5	1	Total	N	Os	0	0
			7	6	1		
86	A5	1	Total	N	Os	0	0
			7	6	1		
86	A5	1	Total	N	Os	0	0
			7	6	1		
86	A5	1	Total	N	Os	0	0
			7	6	1		
86	A5	1	Total	N	Os	0	0
			7	6	1		
86	A5	1	Total	N	Os	0	0
			7	6	1		
86	A5	1	Total	N	Os	0	0
			7	6	1		
86	A5	1	Total	N	Os	0	0
			7	6	1		
86	A5	1	Total	N	Os	0	0
			7	6	1		
86	A5	1	Total	N	Os	0	0
			7	6	1		
86	A5	1	Total	N	Os	0	0
			7	6	1		
86	A5	1	Total	N	Os	0	0
			7	6	1		
86	A5	1	Total	N	Os	0	0
			7	6	1		
86	A5	1	Total	N	Os	0	0
			7	6	1		
86	A5	1	Total	N	Os	0	0
			7	6	1		
86	A5	1	Total	N	Os	0	0
			7	6	1		
86	A5	1	Total	N	Os	0	0
			7	6	1		

Continued on next page...

Continued from previous page...

Mol	Chain	Residues	Atoms			ZeroOcc	AltConf
86	A5	1	Total	N	Os	0	0
			7	6	1		
86	A5	1	Total	N	Os	0	0
			7	6	1		
86	A5	1	Total	N	Os	0	0
			7	6	1		
86	A5	1	Total	N	Os	0	0
			7	6	1		
86	A5	1	Total	N	Os	0	0
			7	6	1		
86	A5	1	Total	N	Os	0	0
			7	6	1		
86	A5	1	Total	N	Os	0	0
			7	6	1		
86	A5	1	Total	N	Os	0	0
			7	6	1		
86	A5	1	Total	N	Os	0	0
			7	6	1		
86	A5	1	Total	N	Os	0	0
			7	6	1		
86	A5	1	Total	N	Os	0	0
			7	6	1		
86	A5	1	Total	N	Os	0	0
			7	6	1		
86	A5	1	Total	N	Os	0	0
			7	6	1		
86	A5	1	Total	N	Os	0	0
			7	6	1		
86	A5	1	Total	N	Os	0	0
			7	6	1		
86	A5	1	Total	N	Os	0	0
			7	6	1		
86	A5	1	Total	N	Os	0	0
			7	6	1		
86	A5	1	Total	N	Os	0	0
			7	6	1		

Continued on next page...

Continued from previous page...

Mol	Chain	Residues	Atoms			ZeroOcc	AltConf
86	A5	1	Total	N	Os	0	0
			7	6	1		
86	A5	1	Total	N	Os	0	0
			7	6	1		
86	A5	1	Total	N	Os	0	0
			7	6	1		
86	A5	1	Total	N	Os	0	0
			7	6	1		
86	A5	1	Total	N	Os	0	0
			7	6	1		
86	A5	1	Total	N	Os	0	0
			7	6	1		
86	A5	1	Total	N	Os	0	0
			7	6	1		
86	A5	1	Total	N	Os	0	0
			7	6	1		
86	A5	1	Total	N	Os	0	0
			7	6	1		
86	A5	1	Total	N	Os	0	0
			7	6	1		
86	A5	1	Total	N	Os	0	0
			7	6	1		
86	A5	1	Total	N	Os	0	0
			7	6	1		
86	A5	1	Total	N	Os	0	0
			7	6	1		
86	A5	1	Total	N	Os	0	0
			7	6	1		
86	A5	1	Total	N	Os	0	0
			7	6	1		
86	A5	1	Total	N	Os	0	0
			7	6	1		
86	A5	1	Total	N	Os	0	0
			7	6	1		
86	A5	1	Total	N	Os	0	0
			7	6	1		

Continued on next page...

Continued from previous page...

Mol	Chain	Residues	Atoms			ZeroOcc	AltConf
86	A5	1	Total	N	Os	0	0
			7	6	1		
86	A5	1	Total	N	Os	0	0
			7	6	1		
86	A5	1	Total	N	Os	0	0
			7	6	1		
86	A5	1	Total	N	Os	0	0
			7	6	1		
86	A5	1	Total	N	Os	0	0
			7	6	1		
86	A5	1	Total	N	Os	0	0
			7	6	1		
86	A5	1	Total	N	Os	0	0
			7	6	1		
86	A5	1	Total	N	Os	0	0
			7	6	1		
86	A5	1	Total	N	Os	0	0
			7	6	1		
86	A5	1	Total	N	Os	0	0
			7	6	1		
86	A5	1	Total	N	Os	0	0
			7	6	1		
86	A5	1	Total	N	Os	0	0
			7	6	1		
86	A5	1	Total	N	Os	0	0
			7	6	1		
86	A5	1	Total	N	Os	0	0
			7	6	1		
86	A5	1	Total	N	Os	0	0
			7	6	1		
86	A5	1	Total	N	Os	0	0
			7	6	1		
86	A5	1	Total	N	Os	0	0
			7	6	1		
86	A5	1	Total	N	Os	0	0
			7	6	1		

Continued on next page...

Continued from previous page...

Mol	Chain	Residues	Atoms			ZeroOcc	AltConf
86	A5	1	Total	N	Os	0	0
			7	6	1		
86	A5	1	Total	N	Os	0	0
			7	6	1		
86	A5	1	Total	N	Os	0	0
			7	6	1		
86	A5	1	Total	N	Os	0	0
			7	6	1		
86	A5	1	Total	N	Os	0	0
			7	6	1		
86	A5	1	Total	N	Os	0	0
			7	6	1		
86	A5	1	Total	N	Os	0	0
			7	6	1		
86	A5	1	Total	N	Os	0	0
			7	6	1		
86	A5	1	Total	N	Os	0	0
			7	6	1		
86	A5	1	Total	N	Os	0	0
			7	6	1		
86	A5	1	Total	N	Os	0	0
			7	6	1		
86	A5	1	Total	N	Os	0	0
			7	6	1		
86	A5	1	Total	N	Os	0	0
			7	6	1		
86	A5	1	Total	N	Os	0	0
			7	6	1		
86	A5	1	Total	N	Os	0	0
			7	6	1		
86	A5	1	Total	N	Os	0	0
			7	6	1		
86	A5	1	Total	N	Os	0	0
			7	6	1		
86	A5	1	Total	N	Os	0	0
			7	6	1		

Continued on next page...

Continued from previous page...

Mol	Chain	Residues	Atoms			ZeroOcc	AltConf
86	A5	1	Total	N	Os	0	0
			7	6	1		
86	A5	1	Total	N	Os	0	0
			7	6	1		
86	A5	1	Total	N	Os	0	0
			7	6	1		
86	A5	1	Total	N	Os	0	0
			7	6	1		
86	A5	1	Total	N	Os	0	0
			7	6	1		
86	A5	1	Total	N	Os	0	0
			7	6	1		
86	A5	1	Total	N	Os	0	0
			7	6	1		
86	A5	1	Total	N	Os	0	0
			7	6	1		
86	A5	1	Total	N	Os	0	0
			7	6	1		
86	A5	1	Total	N	Os	0	0
			7	6	1		
86	A5	1	Total	N	Os	0	0
			7	6	1		
86	A5	1	Total	N	Os	0	0
			7	6	1		
86	A5	1	Total	N	Os	0	0
			7	6	1		
86	A5	1	Total	N	Os	0	0
			7	6	1		
86	A5	1	Total	N	Os	0	0
			7	6	1		
86	A5	1	Total	N	Os	0	0
			7	6	1		
86	A5	1	Total	N	Os	0	0
			7	6	1		
86	A5	1	Total	N	Os	0	0
			7	6	1		

Continued on next page...

Continued from previous page...

Mol	Chain	Residues	Atoms			ZeroOcc	AltConf
86	A5	1	Total	N	Os	0	0
			7	6	1		
86	A5	1	Total	N	Os	0	0
			7	6	1		
86	A5	1	Total	N	Os	0	0
			7	6	1		
86	A5	1	Total	N	Os	0	0
			7	6	1		
86	A5	1	Total	N	Os	0	0
			7	6	1		
86	A5	1	Total	N	Os	0	0
			7	6	1		
86	A5	1	Total	N	Os	0	0
			7	6	1		
86	A5	1	Total	N	Os	0	0
			7	6	1		
86	A5	1	Total	N	Os	0	0
			7	6	1		
86	A5	1	Total	N	Os	0	0
			7	6	1		
86	A5	1	Total	N	Os	0	0
			7	6	1		
86	A5	1	Total	N	Os	0	0
			7	6	1		
86	A5	1	Total	N	Os	0	0
			7	6	1		
86	A5	1	Total	N	Os	0	0
			7	6	1		
86	A5	1	Total	N	Os	0	0
			7	6	1		
86	A5	1	Total	N	Os	0	0
			7	6	1		
86	A5	1	Total	N	Os	0	0
			7	6	1		
86	A5	1	Total	N	Os	0	0
			7	6	1		

Continued on next page...

Continued from previous page...

Mol	Chain	Residues	Atoms			ZeroOcc	AltConf
86	A5	1	Total	N	Os	0	0
			7	6	1		
86	A5	1	Total	N	Os	0	0
			7	6	1		
86	A5	1	Total	N	Os	0	0
			7	6	1		
86	A5	1	Total	N	Os	0	0
			7	6	1		
86	A5	1	Total	N	Os	0	0
			7	6	1		
86	A5	1	Total	N	Os	0	0
			7	6	1		
86	A5	1	Total	N	Os	0	0
			7	6	1		
86	A5	1	Total	N	Os	0	0
			7	6	1		
86	A5	1	Total	N	Os	0	0
			7	6	1		
86	A5	1	Total	N	Os	0	0
			7	6	1		
86	A5	1	Total	N	Os	0	0
			7	6	1		
86	A5	1	Total	N	Os	0	0
			7	6	1		
86	A5	1	Total	N	Os	0	0
			7	6	1		
86	A5	1	Total	N	Os	0	0
			7	6	1		
86	A5	1	Total	N	Os	0	0
			7	6	1		
86	A5	1	Total	N	Os	0	0
			7	6	1		
86	A5	1	Total	N	Os	0	0
			7	6	1		

Continued on next page...

Continued from previous page...

Mol	Chain	Residues	Atoms			ZeroOcc	AltConf
86	A5	1	Total	N	Os	0	0
			7	6	1		
86	A5	1	Total	N	Os	0	0
			7	6	1		
86	A5	1	Total	N	Os	0	0
			7	6	1		
86	A5	1	Total	N	Os	0	0
			7	6	1		
86	A5	1	Total	N	Os	0	0
			7	6	1		
86	A5	1	Total	N	Os	0	0
			7	6	1		
86	A7	1	Total	N	Os	0	0
			7	6	1		
86	A7	1	Total	N	Os	0	0
			7	6	1		
86	A7	1	Total	N	Os	0	0
			7	6	1		
86	A7	1	Total	N	Os	0	0
			7	6	1		
86	A7	1	Total	N	Os	0	0
			7	6	1		
86	A7	1	Total	N	Os	0	0
			7	6	1		
86	A7	1	Total	N	Os	0	0
			7	6	1		
86	A7	1	Total	N	Os	0	0
			7	6	1		
86	A7	1	Total	N	Os	0	0
			7	6	1		
86	A7	1	Total	N	Os	0	0
			7	6	1		
86	A8	1	Total	N	Os	0	0
			7	6	1		

Continued on next page...

Continued from previous page...

Mol	Chain	Residues	Atoms			ZeroOcc	AltConf
86	A8	1	Total	N	Os	0	0
			7	6	1		
86	A8	1	Total	N	Os	0	0
			7	6	1		
86	A8	1	Total	N	Os	0	0
			7	6	1		
86	A8	1	Total	N	Os	0	0
			7	6	1		
86	A8	1	Total	N	Os	0	0
			7	6	1		
86	A8	1	Total	N	Os	0	0
			7	6	1		
86	A8	1	Total	N	Os	0	0
			7	6	1		
86	A8	1	Total	N	Os	0	0
			7	6	1		
86	A8	1	Total	N	Os	0	0
			7	6	1		
86	A8	1	Total	N	Os	0	0
			7	6	1		
86	A8	1	Total	N	Os	0	0
			7	6	1		
86	A8	1	Total	N	Os	0	0
			7	6	1		
86	A8	1	Total	N	Os	0	0
			7	6	1		
86	DA	1	Total	N	Os	0	0
			7	6	1		
86	DB	1	Total	N	Os	0	0
			7	6	1		
86	DB	1	Total	N	Os	0	0
			7	6	1		

Continued on next page...

Continued from previous page...

Mol	Chain	Residues	Atoms			ZeroOcc	AltConf
86	DC	1	Total	N	Os	0	0
			7	6	1		
86	DC	1	Total	N	Os	0	0
			7	6	1		
86	DD	1	Total	N	Os	0	0
			7	6	1		
86	DG	1	Total	N	Os	0	0
			7	6	1		
86	DH	1	Total	N	Os	0	0
			7	6	1		
86	DI	1	Total	N	Os	0	0
			7	6	1		
86	DI	1	Total	N	Os	0	0
			7	6	1		
86	DJ	1	Total	N	Os	0	0
			7	6	1		
86	DM	1	Total	N	Os	0	0
			7	6	1		
86	DO	1	Total	N	Os	0	0
			7	6	1		
86	DP	1	Total	N	Os	0	0
			7	6	1		
86	DQ	1	Total	N	Os	0	0
			7	6	1		
86	DR	1	Total	N	Os	0	0
			7	6	1		
86	DV	1	Total	N	Os	0	0
			7	6	1		
86	Db	1	Total	N	Os	0	0
			7	6	1		
86	De	1	Total	N	Os	0	0
			7	6	1		
86	Df	1	Total	N	Os	0	0
			7	6	1		
86	Dg	1	Total	N	Os	0	0
			7	6	1		
86	Dh	1	Total	N	Os	0	0
			7	6	1		
86	Dj	1	Total	N	Os	0	0
			7	6	1		
86	Do	1	Total	N	Os	0	0
			7	6	1		

- Molecule 87 is MAGNESIUM ION (three-letter code: MG) (formula: Mg).

Mol	Chain	Residues	Atoms		ZeroOcc	AltConf
87	De	2	Total 2	Mg 2	0	0
87	Dp	3	Total 3	Mg 3	0	0
87	AB	2	Total 2	Mg 2	0	0
87	DO	8	Total 8	Mg 8	0	0
87	AX	1	Total 1	Mg 1	0	0
87	BI	4	Total 4	Mg 4	0	0
87	Af	1	Total 1	Mg 1	0	0
87	BT	1	Total 1	Mg 1	0	0
87	Df	4	Total 4	Mg 4	0	0
87	Be	2	Total 2	Mg 2	0	0
87	CQ	2	Total 2	Mg 2	0	0
87	BC	6	Total 6	Mg 6	0	0
87	BN	6	Total 6	Mg 6	0	0
87	BY	2	Total 2	Mg 2	0	0
87	DI	1	Total 1	Mg 1	0	0
87	A4	34	Total 34	Mg 34	0	0
87	Bj	7	Total 7	Mg 7	0	0
87	AL	2	Total 2	Mg 2	0	0
87	DP	7	Total 7	Mg 7	0	0
87	BS	2	Total 2	Mg 2	0	0
87	Da	4	Total 4	Mg 4	0	0

Continued on next page...

Continued from previous page...

Mol	Chain	Residues	Atoms		ZeroOcc	AltConf
87	CE	1	Total 1	Mg 1	0	0
87	A3	19	Total 19	Mg 19	0	0
87	CZ	1	Total 1	Mg 1	0	0
87	Bo	3	Total 3	Mg 3	0	0
87	DF	4	Total 4	Mg 4	0	0
87	BE	1	Total 1	Mg 1	0	0
87	BP	10	Total 10	Mg 10	0	0
87	Db	1	Total 1	Mg 1	0	0
87	Ba	8	Total 8	Mg 8	0	0
87	Dq	1	Total 1	Mg 1	0	0
87	AE	1	Total 1	Mg 1	0	0
87	Bl	1	Total 1	Mg 1	0	0
87	DL	1	Total 1	Mg 1	0	0
87	Cd	1	Total 1	Mg 1	0	0
87	BJ	1	Total 1	Mg 1	0	0
87	DV	3	Total 3	Mg 3	0	0
87	Dg	2	Total 2	Mg 2	0	0
87	Bf	1	Total 1	Mg 1	0	0
87	CP	1	Total 1	Mg 1	0	0
87	DA	4	Total 4	Mg 4	0	0
87	BO	8	Total 8	Mg 8	0	0

Continued on next page...

Continued from previous page...

Mol	Chain	Residues	Atoms		ZeroOcc	AltConf
87	Ad	3	Total 3	Mg 3	0	0
87	Dm	1	Total 1	Mg 1	0	0
87	CI	2	Total 2	Mg 2	0	0
87	A7	26	Total 26	Mg 26	0	0
87	A8	20	Total 20	Mg 20	0	0
87	CS	2	Total 2	Mg 2	0	0
87	DB	13	Total 13	Mg 13	0	0
87	AP	1	Total 1	Mg 1	0	0
87	BA	5	Total 5	Mg 5	0	0
87	DQ	1	Total 1	Mg 1	0	0
87	BL	5	Total 5	Mg 5	0	0
87	Dn	1	Total 1	Mg 1	0	0
87	A2	171	Total 171	Mg 171	0	0
87	CY	2	Total 2	Mg 2	0	0
87	DH	2	Total 2	Mg 2	0	0
87	AJ	1	Total 1	Mg 1	0	0
87	DG	1	Total 1	Mg 1	0	0
87	Ch	2	Total 2	Mg 2	0	0
87	BF	2	Total 2	Mg 2	0	0
87	DR	1	Total 1	Mg 1	0	0
87	BQ	4	Total 4	Mg 4	0	0

Continued on next page...

Continued from previous page...

Mol	Chain	Residues	Atoms		ZeroOcc	AltConf
87	CG	2	Total 2	Mg 2	0	0
87	A1	695	Total 695	Mg 695	0	0
87	Bm	1	Total 1	Mg 1	0	0
87	DM	2	Total 2	Mg 2	0	0
87	AI	2	Total 2	Mg 2	0	0
87	DW	1	Total 1	Mg 1	0	0
87	BV	5	Total 5	Mg 5	0	0
87	Dd	1	Total 1	Mg 1	0	0
87	CB	1	Total 1	Mg 1	0	0
87	Bg	1	Total 1	Mg 1	0	0
87	AC	1	Total 1	Mg 1	0	0
87	DN	1	Total 1	Mg 1	0	0
87	Dj	3	Total 3	Mg 3	0	0
87	A6	239	Total 239	Mg 239	0	0
87	Bd	1	Total 1	Mg 1	0	0
87	AN	1	Total 1	Mg 1	0	0
87	DC	5	Total 5	Mg 5	0	0
87	AS	2	Total 2	Mg 2	0	0
87	BB	4	Total 4	Mg 4	0	0
87	Ca	1	Total 1	Mg 1	0	0
87	Do	1	Total 1	Mg 1	0	0

Continued on next page...

Continued from previous page...

Mol	Chain	Residues	Atoms		ZeroOcc	AltConf
87	A5	763	Total 763	Mg 763	0	0
87	CX	2	Total 2	Mg 2	0	0
87	DD	7	Total 7	Mg 7	0	0
87	BG	1	Total 1	Mg 1	0	0
87	DS	4	Total 4	Mg 4	0	0
87	BR	4	Total 4	Mg 4	0	0
87	Aa	1	Total 1	Mg 1	0	0
87	CF	2	Total 2	Mg 2	0	0
87	DJ	2	Total 2	Mg 2	0	0
87	DY	2	Total 2	Mg 2	0	0
87	BD	1	Total 1	Mg 1	0	0
87	DT	3	Total 3	Mg 3	0	0
87	CL	3	Total 3	Mg 3	0	0

- Molecule 88 is ZINC ION (three-letter code: ZN) (formula: Zn).

Mol	Chain	Residues	Atoms		ZeroOcc	AltConf
88	Bo	1	Total 1	Zn 1	0	0
88	Ad	1	Total 1	Zn 1	0	0
88	Ca	1	Total 1	Zn 1	0	0
88	Dj	1	Total 1	Zn 1	0	0
88	Bm	1	Total 1	Zn 1	0	0
88	Dp	1	Total 1	Zn 1	0	0

Continued on next page...

Continued from previous page...

Mol	Chain	Residues	Atoms		ZeroOcc	AltConf
88	Ab	1	Total 1	Zn 1	0	0
88	Do	1	Total 1	Zn 1	0	0
88	Cb	1	Total 1	Zn 1	0	0
88	Aa	1	Total 1	Zn 1	0	0
88	Cd	1	Total 1	Zn 1	0	0
88	Bp	1	Total 1	Zn 1	0	0
88	Bj	1	Total 1	Zn 1	0	0
88	Cf	1	Total 1	Zn 1	0	0
88	Dm	1	Total 1	Zn 1	0	0
88	Af	1	Total 1	Zn 1	0	0

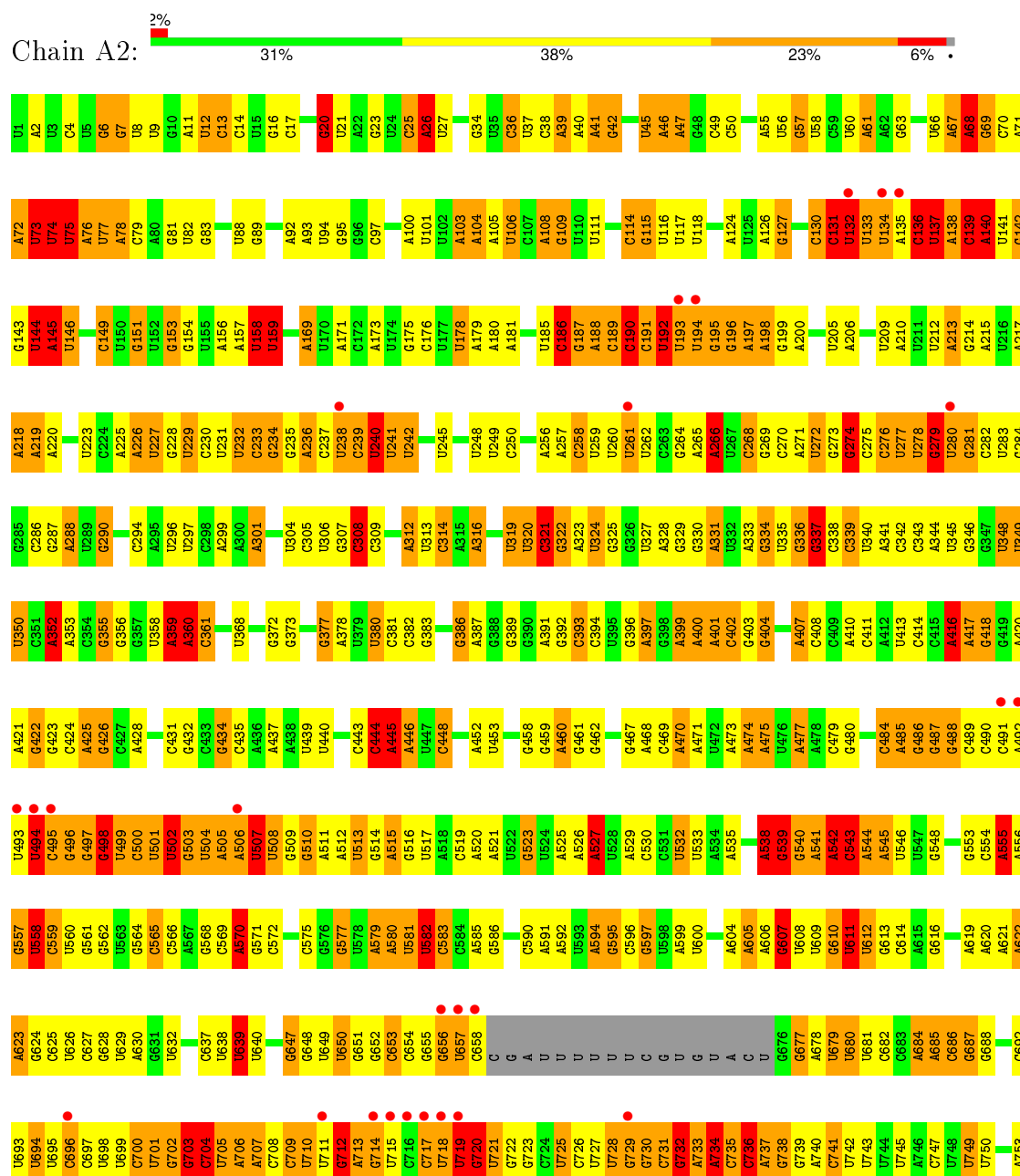
- Molecule 89 is water.

Mol	Chain	Residues	Atoms		ZeroOcc	AltConf
89	CI	1	Total 1	O 1	0	0
89	DB	1	Total 1	O 1	0	0

3 Residue-property plots

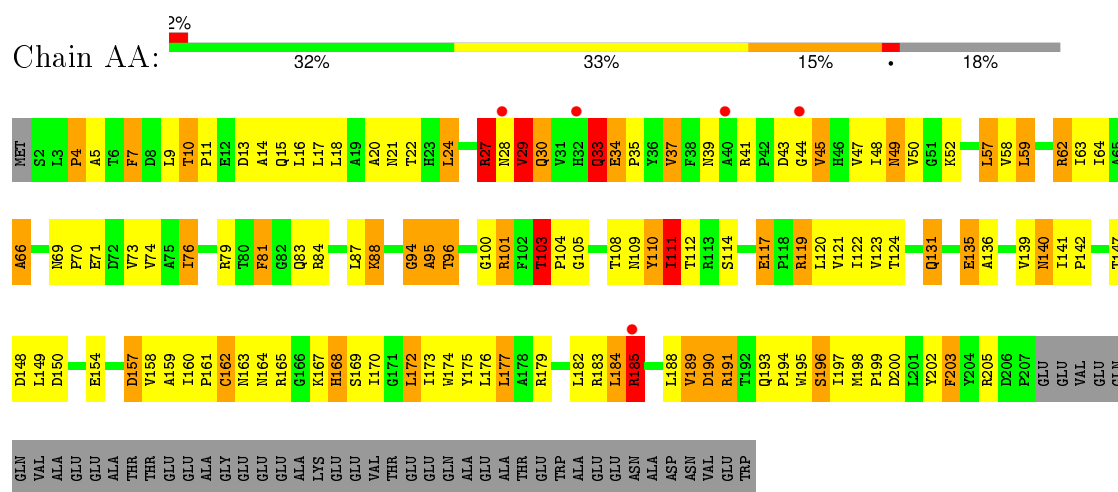
These plots are drawn for all protein, RNA and DNA chains in the entry. The first graphic for a chain summarises the proportions of errors displayed in the second graphic. The second graphic shows the sequence view annotated by issues in geometry and electron density. Residues are color-coded according to the number of geometric quality criteria for which they contain at least one outlier: green = 0, yellow = 1, orange = 2 and red = 3 or more. A red dot above a residue indicates a poor fit to the electron density ($RSRZ > 2$). Stretches of 2 or more consecutive residues without any outlier are shown as a green connector. Residues present in the sample, but not in the model, are shown in grey.

• Molecule 1: 18S RIBOSOMAL RNA

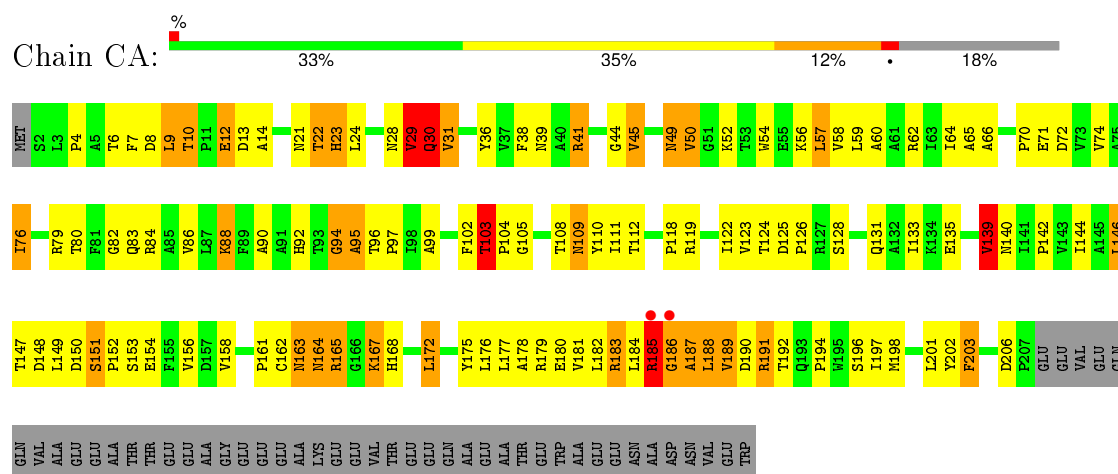


A1746	A1671	U1532	C1465	C1393	A1328	U1249	A1183	G1114	C1034	U968	A984	U821	A754
G1747	G1672	C1533		G1394	G1330	U1250	A1184	U1145	A1039	C969	G885	U822	A755
G1748	G1673	G1534	A1471	G1395	A1331	U1251	U1186	A1146	A1040	A971	U886	G823	A756
A1749		U1535	U1472	C1396	C1332	C1252	U1187	U1120	G1041	G972	A887	G824	A757
A1750	U1676	G1536	U1473	U1397	C1333	U1253	G1188	U1129	A1042	A973	G827	U758	U758
G1751	C1677	C1537	U1474	U1398	U1334	G1254	A1189	G1130	G1043	G974	U828	U759	A760
U1752	A1578	U1538	G1474	C1399	U1335	G1255	U1190	C1121			U893		
A1753	G1679	G1539	A1475	A1400	U1336	U1256	C1190			C975	U894	U830	
A1754	U1680	G1540	C1476	A1401	A1337	U1257	U1191	G1127	G1046	G976	U895	U831	G763
A1755	A1681	G1541	G1477	C1402	C1338	U1258	C1192	C1128	U1049	A977	G896	U832	U764
A1756	U1682	G1542	G1478	G1403	C1339	U1259	A1193	U1129	G1050	A978	U896	U833	G765
G1757	U1613	A1543	U1479	C1404	U1340	U1260	A1194	G1130		A979	G897	U834	U766
U1758	A1614		G1480	G1405	A1341		C1195	A1131	G0851	G980	A898	U835	U767
C1759	G1685	A1547	C1481	A1405		G1267	A1196	A1132	U0881	U981	G901	U836	C768
G1760	U1686	G1548	C1482	A1410	A1344	G1268	C1197	A1133	G0853	U982	G902		
U1761	A1687	C1549	A1483	A1411	A1345	U1269	G1198	C1134			G838	G838	A771
A1762	U1688	A1550	G1484	A1412	A1346	G1270	G1199		U1057	G986	U909	U839	G772
A1763	C1619	U1551	U1485	U1413	U1347		G1200	A1137	U1058	G987	C910	U840	C773
U1764	U1620	U1552	U1486	U1414	A1348	C1274	G1201	A1138	U1059	A988	U911	U841	A774
C1765	G1621	U1553	A1487	U1415	G1349	U1275	A1202	A1139	U1060	U989	U912	C862	G775
A1766	U1622	U1554	G1488	U1416	U1350	G1276	G1203				U913		
G1767	C1623	A1555	U1489	A1417	G1351	G1277	U1206	A1142	U1062	G991	G913	U843	C777
C1768	C1624	U1557	C1490		G1352	G1278	C1207	A1143	U1063	A992	G914	G845	G778
U1769	U1625	U1558	U1491	A1421	U1353	C1279	A1208	U1144	G1064	A993	U915	G846	U779
		A1559	A1492	A1422	G1354	G1281	C1209	U1145	A1065	G994	U916	G847	A780
U1770		U1560	A1493	A1422	C1355	U1282	C1210	G1146	C1066	A995	U917	C848	U781
	U1628							A1147		U996	U918	C849	U782
	G1629	U1561	U1497	A1427	G1358	U1286	U1214	G1148	U1071	G997	U919	C850	U783
U1771	U1630	G1562	G1498	G1428	C1359	A1287	C1215	G1149	C1072	U920	U920	C851	U784
G1772	A1631	C1563	G1499	G1429	A1360		G1215	G1150	G1073	U921	U921	U851	U785
U1773	U1633	C1565	C1500	U1430	U1361	C1216	A1151	G1151	G1074			G852	U786
	C1634		C1503	A1431	U1362	U1290	A1152	A1152	C1075	A926	C927	U854	G787
G1774	A1635	C1638	G1502	U1432	U1363	G1291	G1218	G1153	U1079	U928	A895	A854	A788
U1775	C1636	A1569	A1503	G1433	G1364	G1292	A1219	G1154	U1004	A929	U856	A855	A789
	G1639	U1570	G1504	U1434	C1365	U1293	C1220	G1155	U1080	A930	U857	G858	U790
		C1571	A1505	G1435	U1366	G1294	A1221	C1156	A1081	C1006	C931		
		G1572	G1506	A1436	G1367			A1157	C1082		U932	A859	A793
	G1642	A1573	G1507	U1437	C1368	G1297	U1225	C1158	G1083	C1010	A933	U860	U794
	U1643		U1508		U1369		A1226	C1159	A1084	G1011	C934	U861	U795
	G1644	G1574	U1509	C1441	U1370	U1301	A1227	A1160	G1085	U1012	C935	A862	A796
	G1645	U1575	U1510	U1442	A1371	U1302	G1228	C1161	A1013	A1013		A863	
	C1646		U1511	U1443	U1372		G1229	C1162	A1086	G1014	G938	U864	A799
	U1647	U1579	G1512	A1444		U1305	A1230	A1163	A1087	U1015	A865	A865	U800
A1648			G1513	G1445	A1375		U1231	G1164	A1091	C1016	G942	G866	G801
	G1649	U1582	U1514	A1446	C1376		U1232	G1165	A1092	U1017	C943	G867	G802
U1650	A1583	A1515	U1515	C1447	U1377	U1310	G1233	A1167	A1093	U1018	A944	G868	
A1651	G1584	A1516	U1516	G1448	U1378	U1311	A1234	G1168		A1019			U805
C1652	U1585	U1517	U1517	U1449	C1379		C1235	U1169	C1096	C1020	G948	G871	A806
G1653	A1586	U1518	U1518	U1450	U1380	U1314	A1238	G1170	U1097	A1021	C949	G872	
G1654	A1587	U1519	U1519	C1451	A1381	G1316	U1239	G1171	U1098	G1024	C950	U873	G810
	U1588	U1520	U1520		A1382	C1317	U1240	A1171	U1099	U1025	A951	C874	A811
	G1589	G1521	G1521	G1454	G1383	G1318	U1241	G1172	G1100	A1026	A952	G875	A812
G1658	U1590	U1522	G1455	A1456	A1384	A1319	G1242	C1173	G1101	A1027	C952	C876	A813
	C1591	G1523	G1456	C1457	G1385	U1320	A1243	C1174	G1102	A1027	U959	G877	U814
G1662	A1592	A1524	C1457	U1457	G1386	A1321	G1243		U1103	C1028	U960	G878	G815
G1663	A1593	A1525	G1458	G1387	G1387	A1322	A1244	G1178	U1104	U1029	U961	G879	G816
	G1594		C1459	A1388	A1388	C1323	G1245	G1179		A1030	C880	A817	
	U1595	U1528	A1460	A1389	U1390	A1325	U1246	U1180	G1111	U1031	A965	A881	A818
U1666	C1529		C1461	G1324	U1390	A1325	U1247	U1181	U1032	G1032	A966	U882	G819
G1670			G1462				U1248	U1182	A1113	C1033	A967	C883	U820

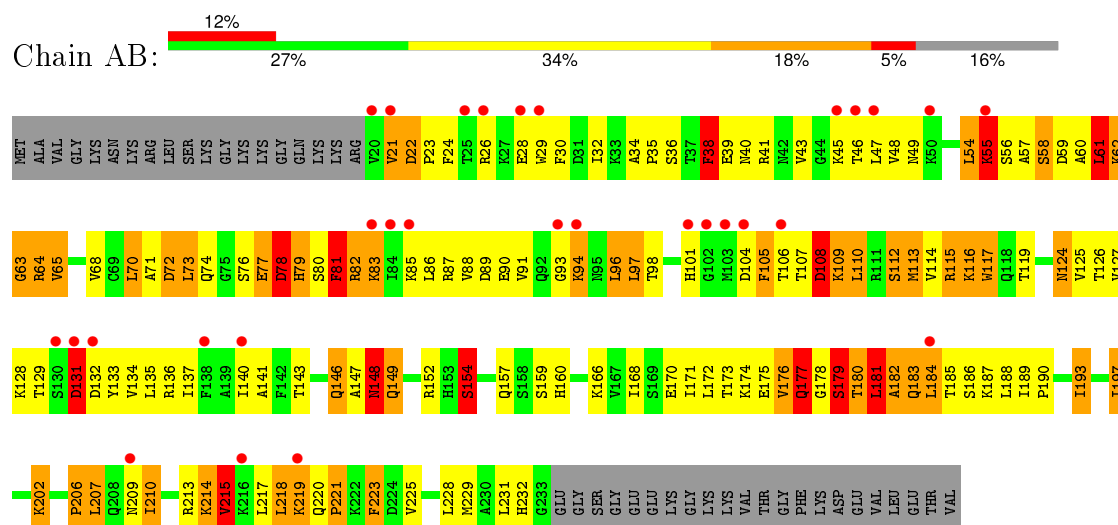
• Molecule 2: 40S ribosomal protein S0-A



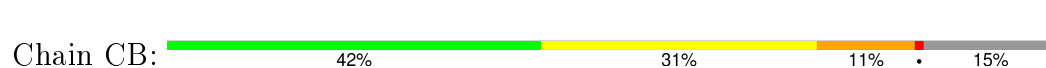
• Molecule 2: 40S ribosomal protein S0-A

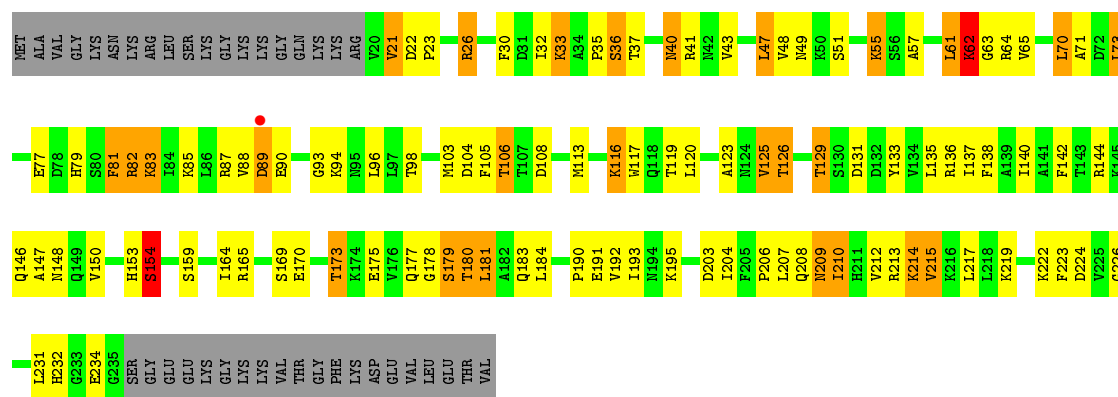


• Molecule 3: 40S ribosomal protein S1-A

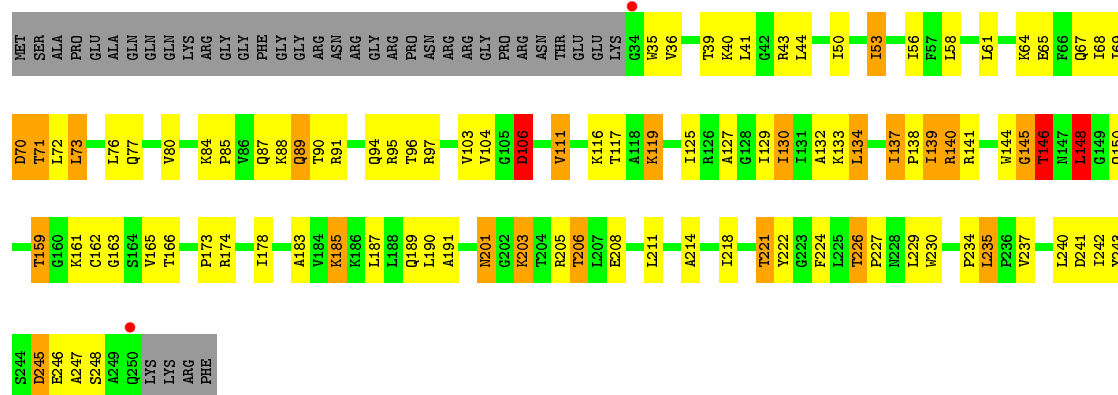


• Molecule 3: 40S ribosomal protein S1-A

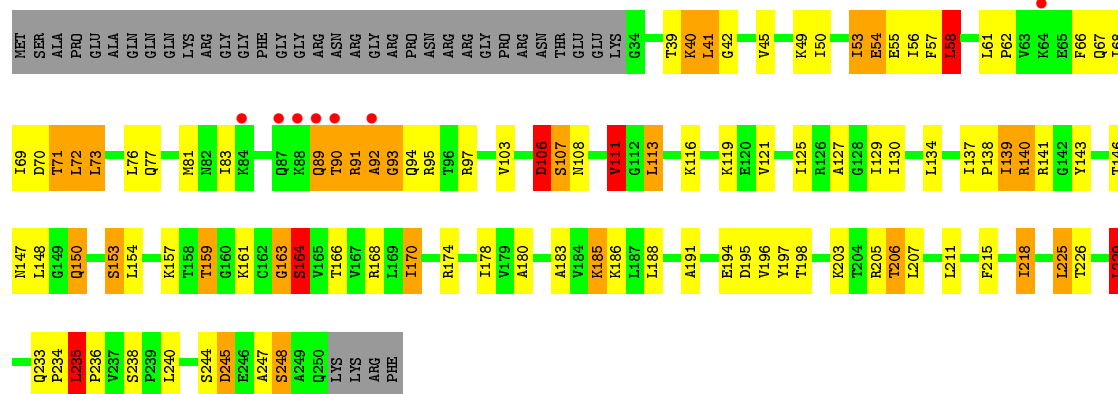




• Molecule 4: 40S ribosomal protein S2

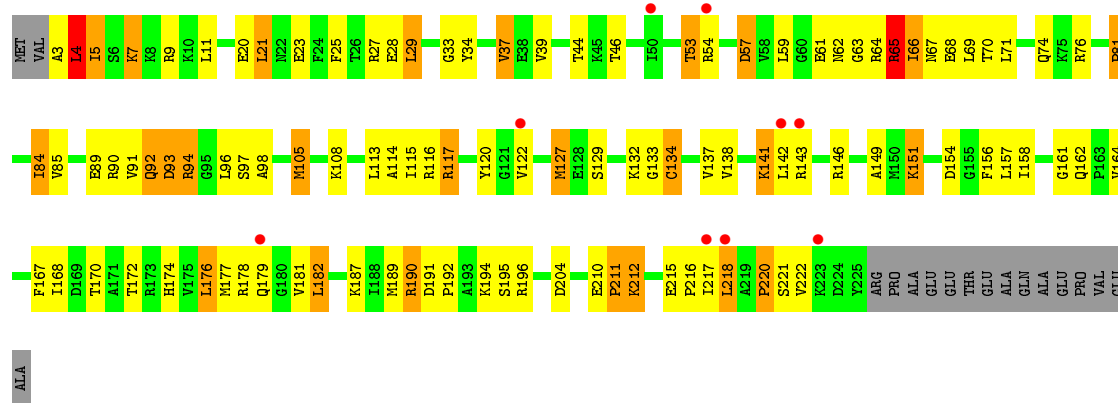


• Molecule 4: 40S ribosomal protein S2

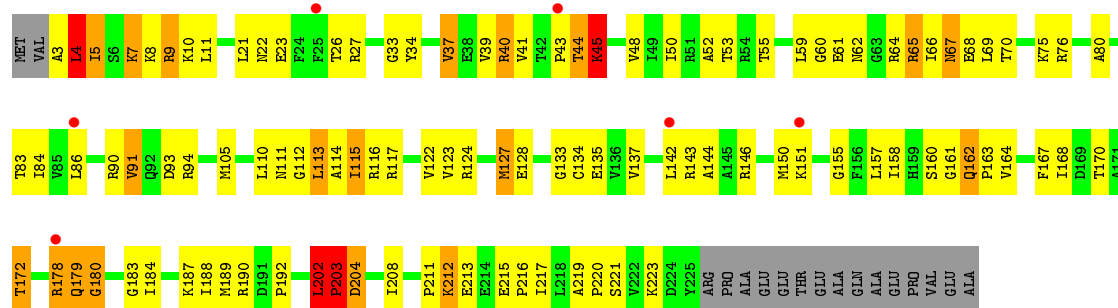


• Molecule 5: 40S ribosomal protein S3

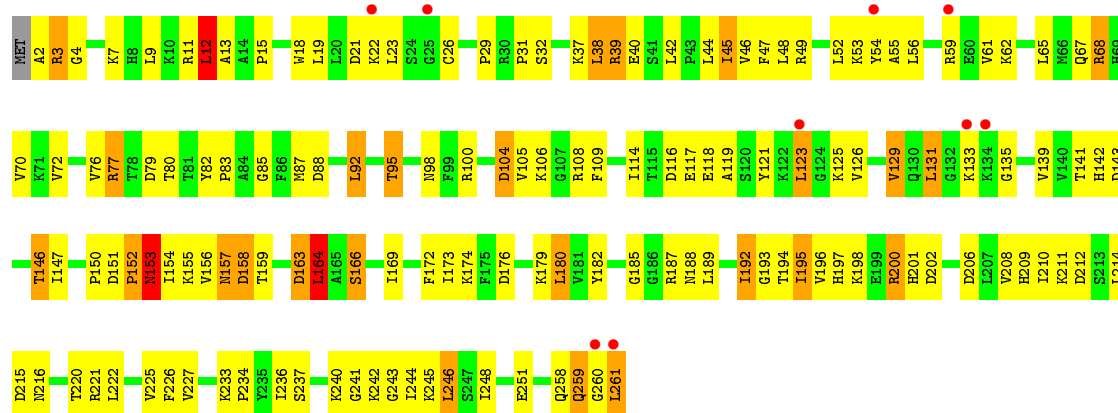




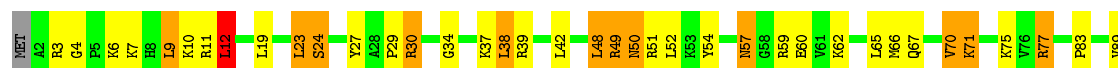
• Molecule 5: 40S ribosomal protein S3

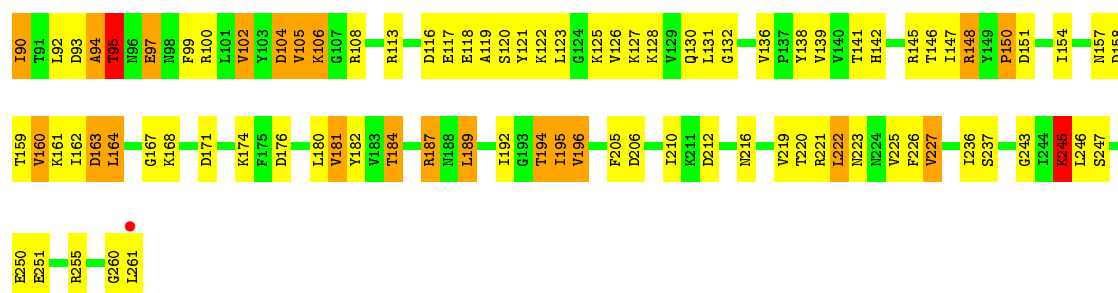


• Molecule 6: 40S ribosomal protein S4-A

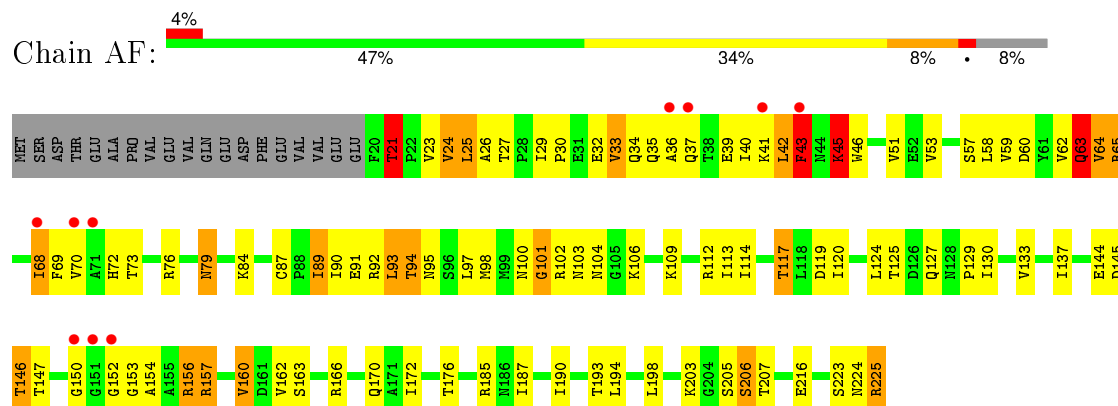


• Molecule 6: 40S ribosomal protein S4-A

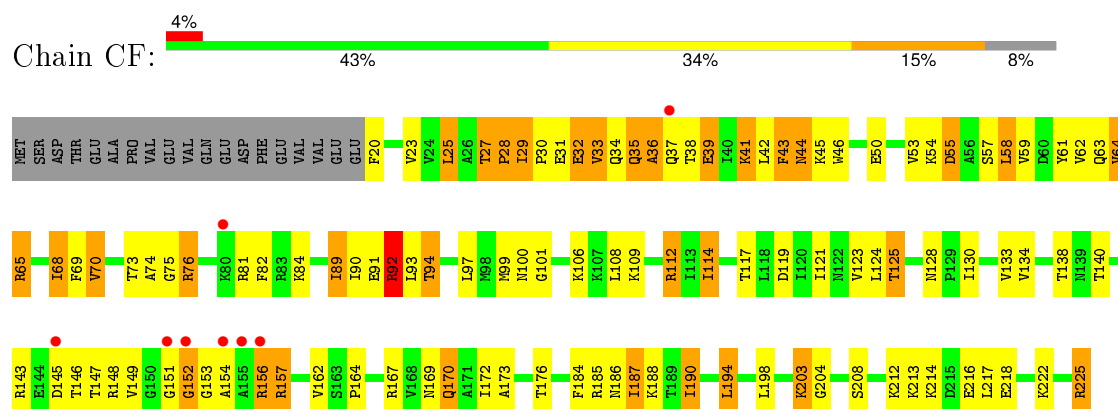




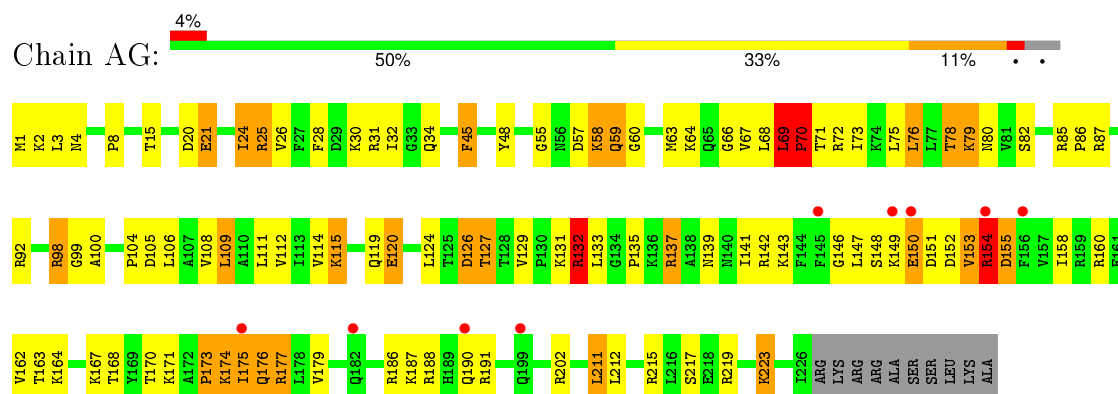
• Molecule 7: 40S ribosomal protein S5



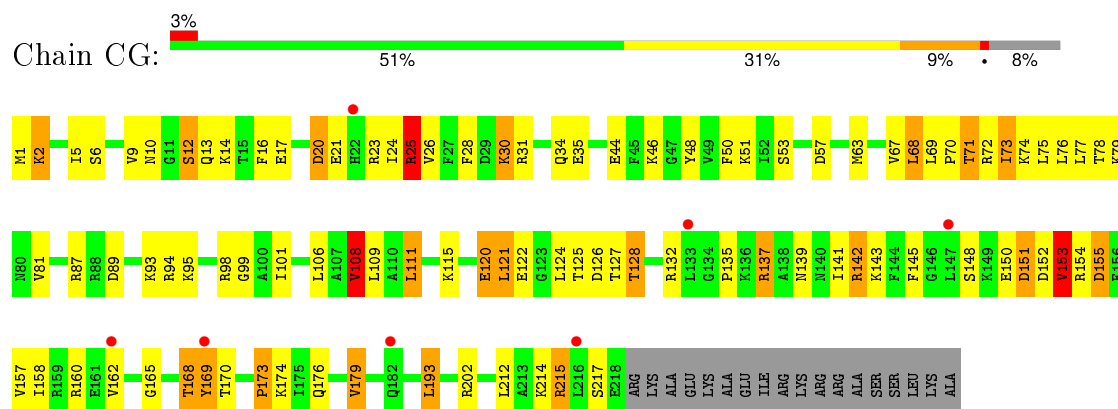
• Molecule 7: 40S ribosomal protein S5



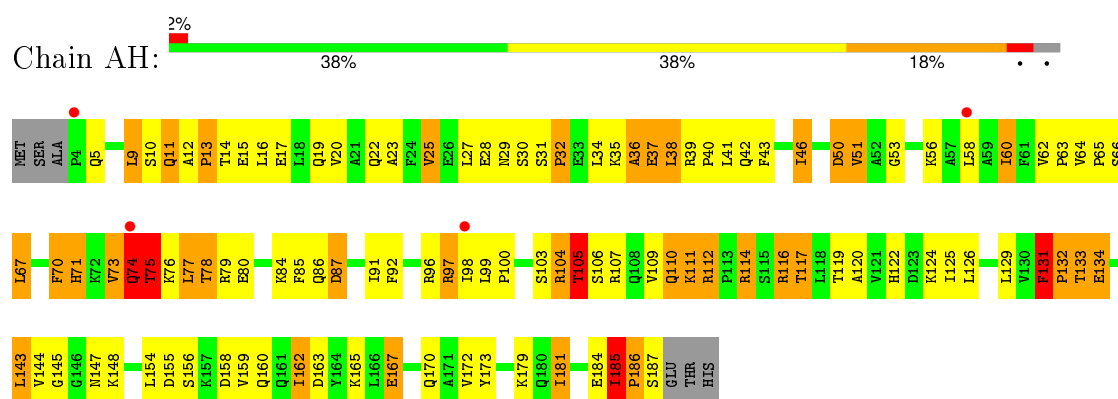
• Molecule 8: 40S ribosomal protein S6-A



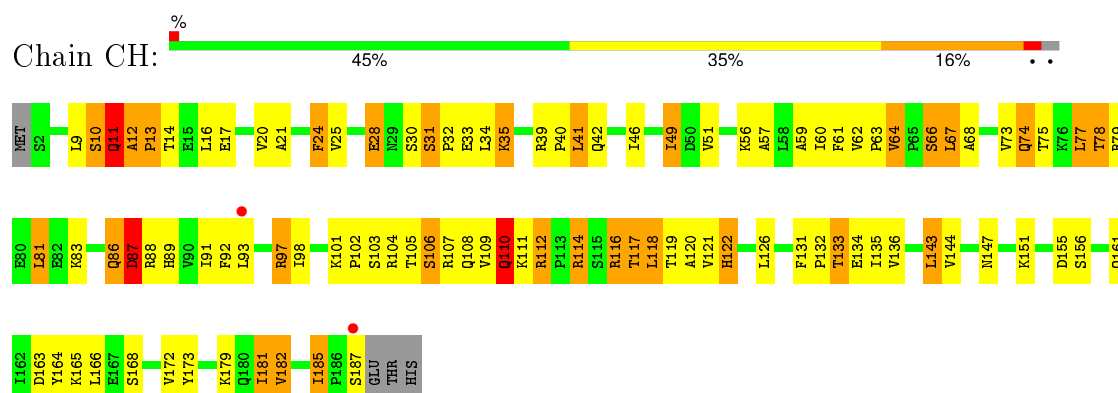
- Molecule 8: 40S ribosomal protein S6-A



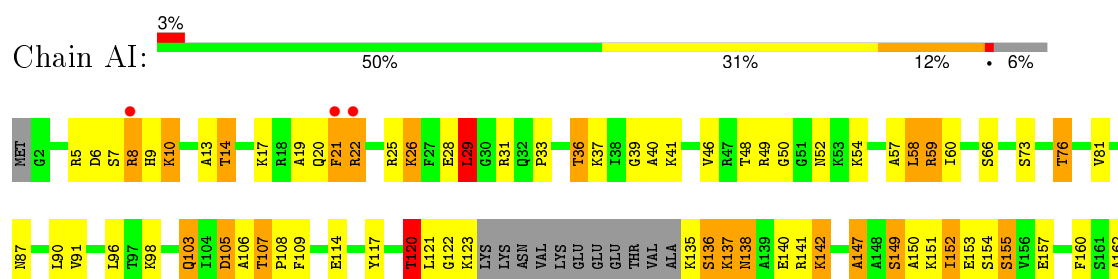
- Molecule 9: 40S ribosomal protein S7-A



- Molecule 9: 40S ribosomal protein S7-A



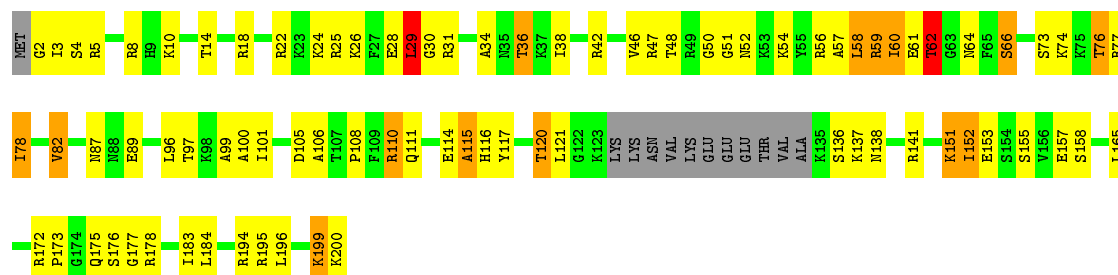
- Molecule 10: 40S ribosomal protein S8-A





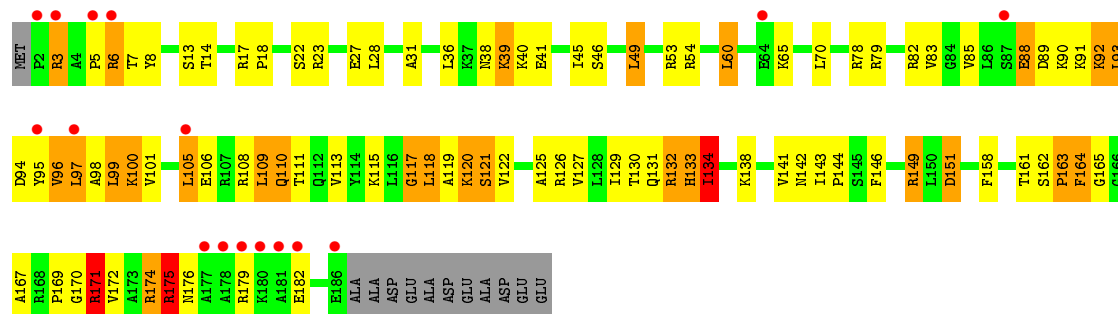
- Molecule 10: 40S ribosomal protein S8-A

Chain CI: 52% 34% 7% 6%



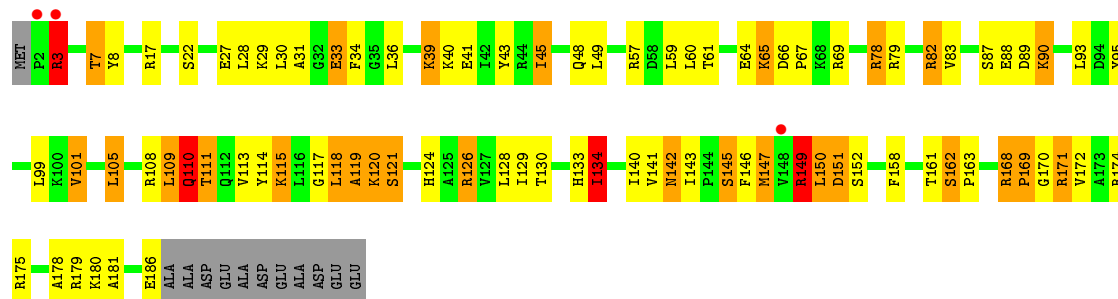
- Molecule 11: 40S ribosomal protein S9-A

Chain AJ: 8% 47% 32% 13% 6%



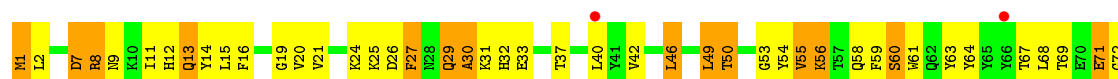
- Molecule 11: 40S ribosomal protein S9-A

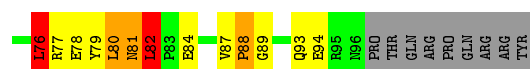
Chain CJ: 2% 49% 29% 14% 6%



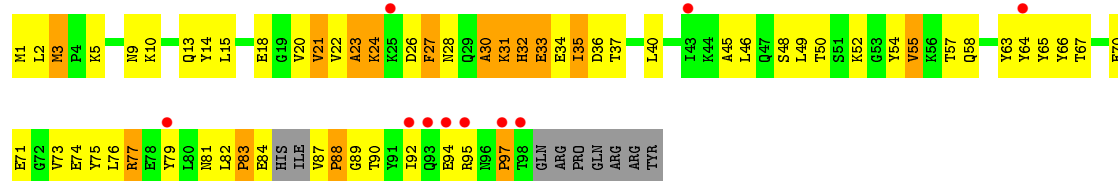
- Molecule 12: 40S ribosomal protein S10-A

Chain AK: 2% 37% 36% 16% 9%

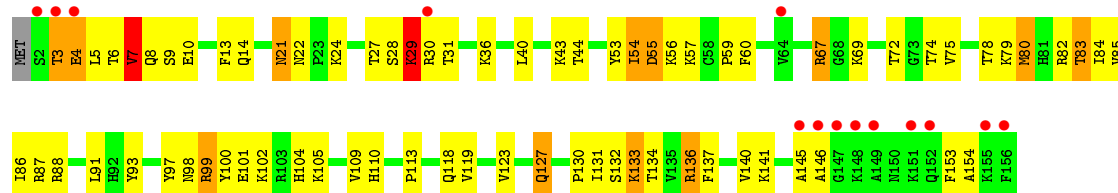




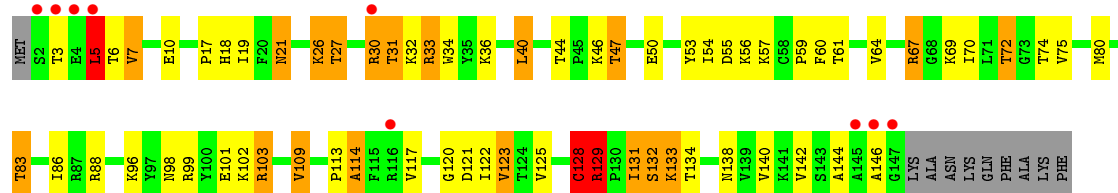
• Molecule 12: 40S ribosomal protein S10-A



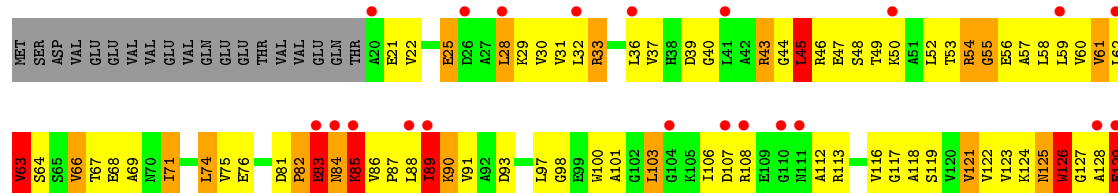
• Molecule 13: 40S ribosomal protein S11-A



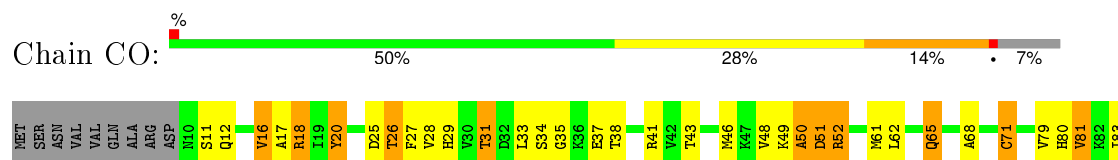
• Molecule 13: 40S ribosomal protein S11-A



• Molecule 14: 40S ribosomal protein S12

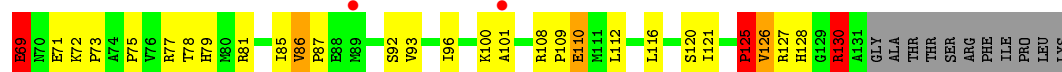
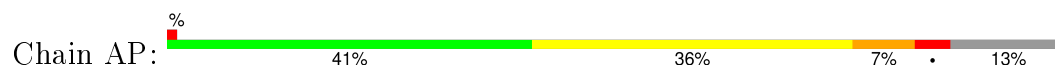


• Molecule 14: 40S ribosomal protein S12





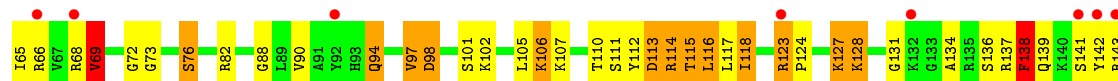
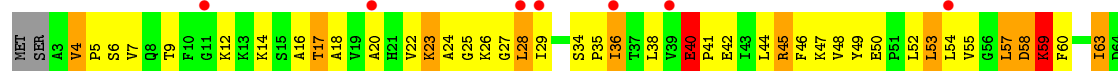
- Molecule 17: 40S ribosomal protein S15



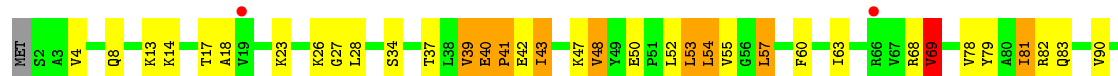
- Molecule 17: 40S ribosomal protein S15



- Molecule 18: 40S ribosomal protein S16-A

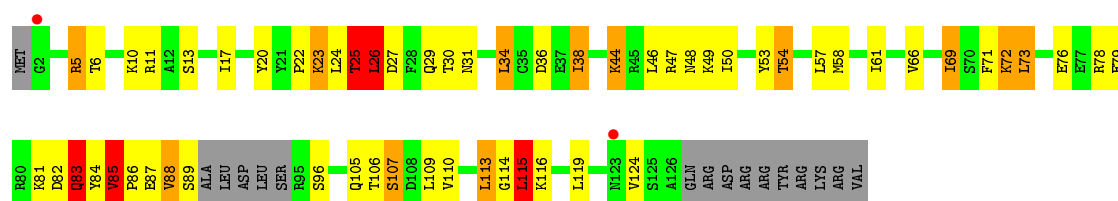


- Molecule 18: 40S ribosomal protein S16-A

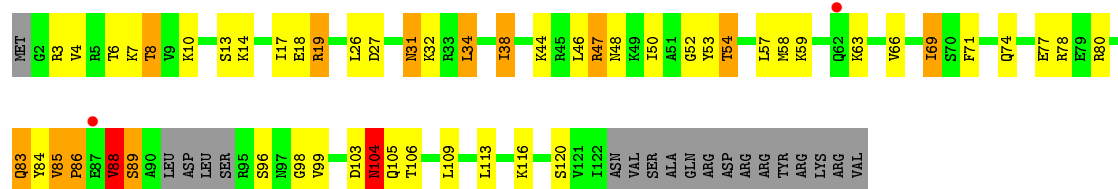


- Molecule 19: 40S ribosomal protein S17-A

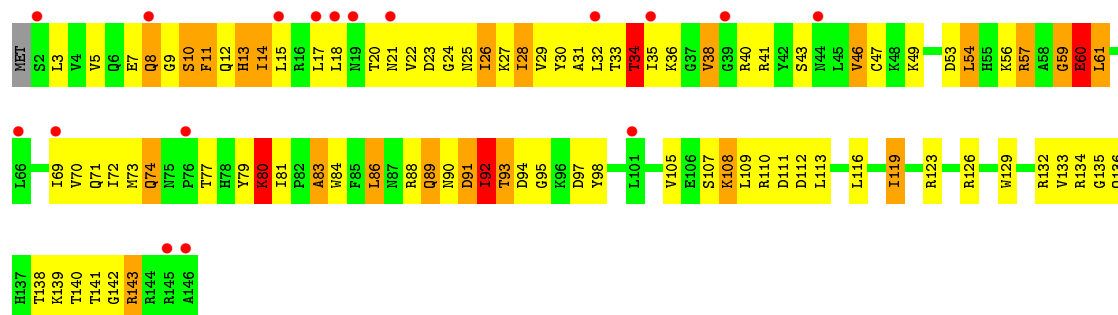




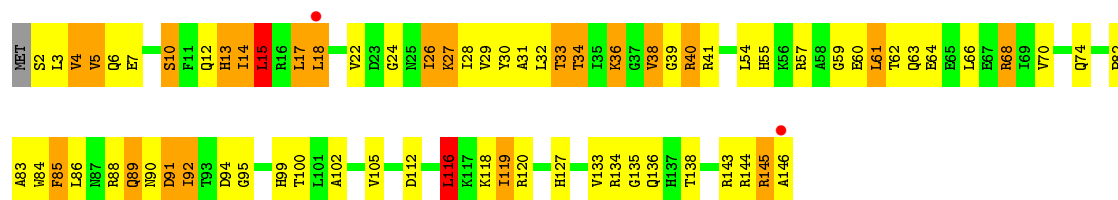
• Molecule 19: 40S ribosomal protein S17-A



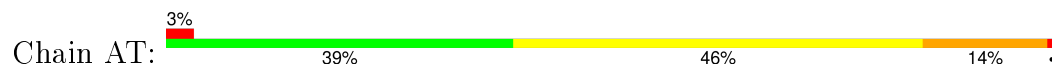
• Molecule 20: 40S ribosomal protein S18-A

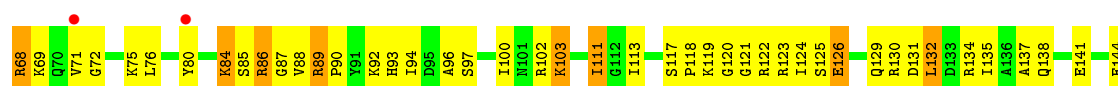


• Molecule 20: 40S ribosomal protein S18-A



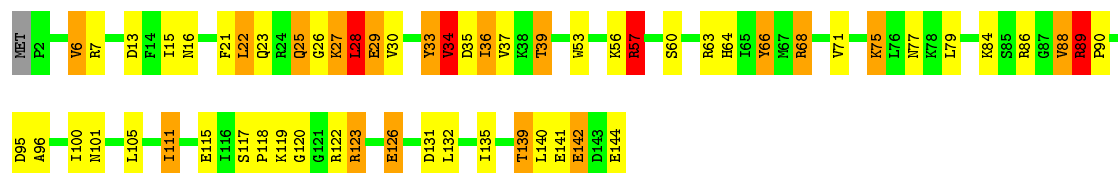
• Molecule 21: 40S ribosomal protein S19-A





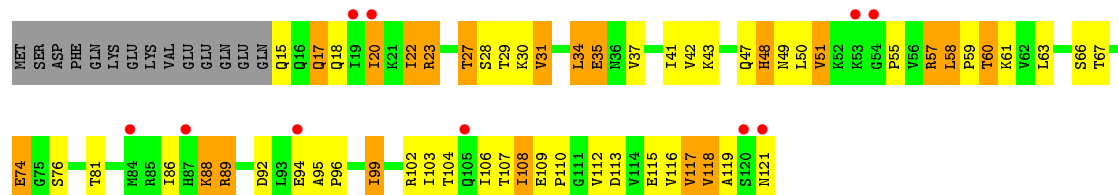
• Molecule 21: 40S ribosomal protein S19-A

Chain CT: 58% 26% 12% . .



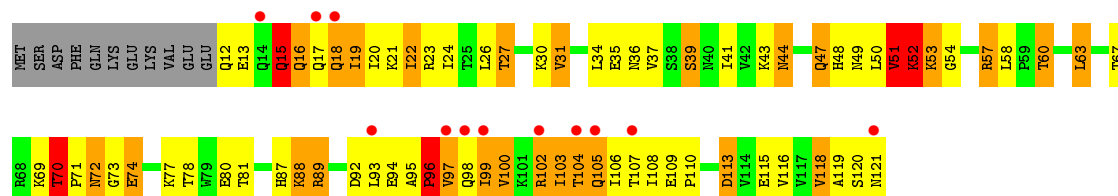
• Molecule 22: 40S ribosomal protein S20

Chain AU: 8% 40% 31% 17% 12%



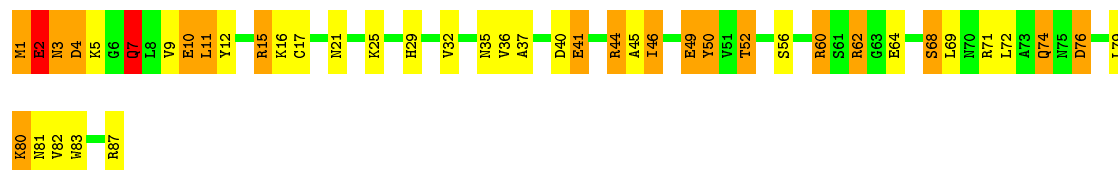
• Molecule 22: 40S ribosomal protein S20

Chain CU: 10% 29% 36% 21% . 9%



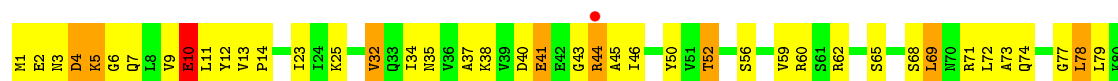
• Molecule 23: 40S ribosomal protein S21-A

Chain AV: 49% 28% 21% .



• Molecule 23: 40S ribosomal protein S21-A

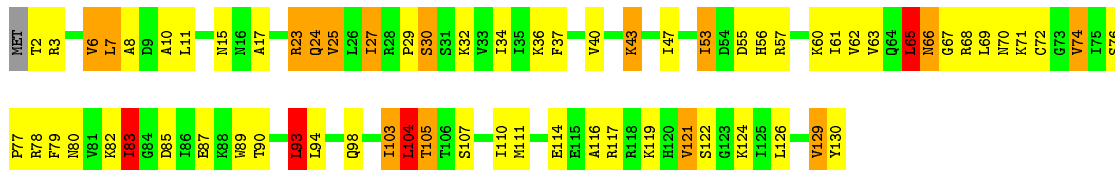
Chain CV: % 47% 43% 9% .





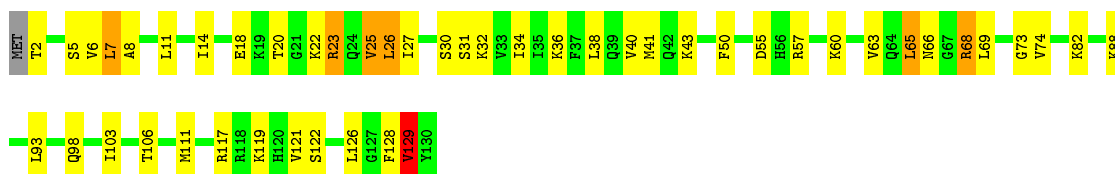
• Molecule 24: 40S ribosomal protein S22-A

Chain AW: 46% 38% 12% ..



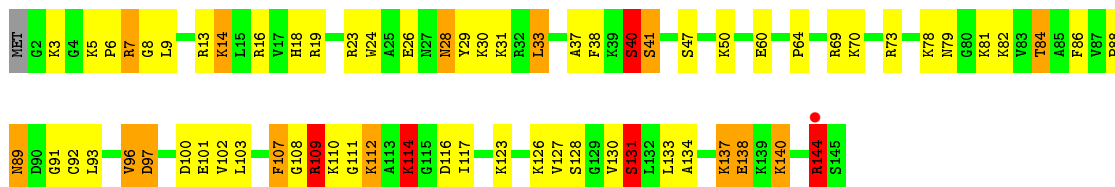
• Molecule 24: 40S ribosomal protein S22-A

Chain CW: 62% 32% 5% ..



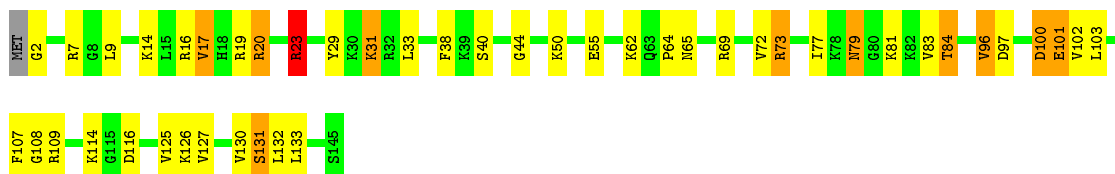
• Molecule 25: 40S ribosomal protein S23-A

Chain AX: 52% 34% 10% ..



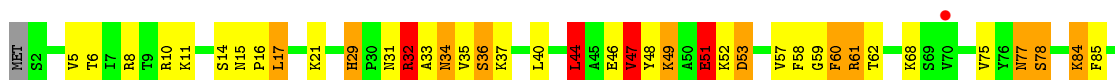
• Molecule 25: 40S ribosomal protein S23-A

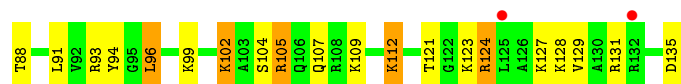
Chain CX: 68% 24% 7% ..




• Molecule 26: 40S ribosomal protein S24-A

Chain AY: 56% 29% 12% ..

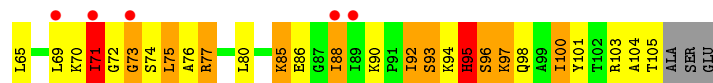
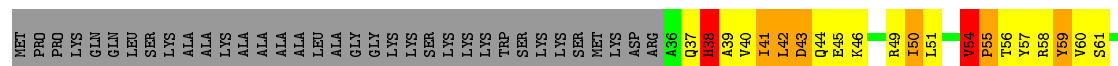




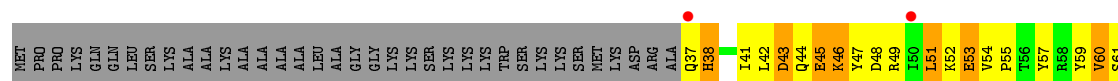
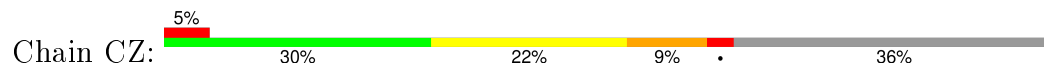
- Molecule 26: 40S ribosomal protein S24-A



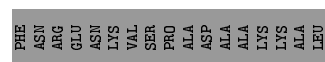
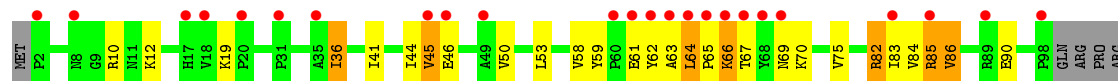
- Molecule 27: 40S ribosomal protein S25-A



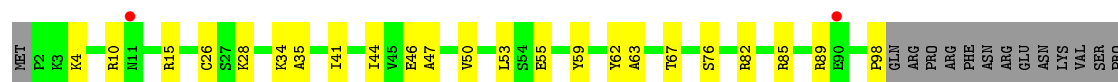
- Molecule 27: 40S ribosomal protein S25-A



- Molecule 28: 40S ribosomal protein S26-A




- Molecule 28: 40S ribosomal protein S26-A



ALA
ASP
ALA
ALA
LVS
LVS
ALA
LEU

- Molecule 29: 40S ribosomal protein S27-A

Chain Ab: 

MET V2 L3 V4 K20 R29 F32 L33 D34 P38 L41 N42 Q51 I62 L63 T67 K82

- Molecule 29: 40S ribosomal protein S27-A

Chain Cb: 

MET V2 R17 K20 L21 K22 D34 P38 L41 N42 T44 T52 T55 Q56 E57 S58 C59 S60 T61 I62 L63 K72 T77 S78 R81 K82

- Molecule 30: 40S ribosomal protein S28-A

Chain Ac: 


MET ASP ASN LYS P6 I13 K14 V15 T19 G20 S21 V28 F32 L33 D35 E34 T36 S37 R38 T39 V44 R49 E50 E51 D52 M57 E58 S59 E60 R61 E62 A63 R64 R65 L66 R67

- Molecule 30: 40S ribosomal protein S28-A

Chain Cc: 

MET ASP ASN LYS P6 V7 T8 L9 A10 K11 V12 I13 K14 L15 V16 T19 R22 V30 E31 F32 L33 E34 D35 T36 S37 I40 R43 V44 K45 R49 L54 R61 E62 A63 R64 R65 L66 R67

- Molecule 31: 40S ribosomal protein S29-A

Chain Ad: 


MET ALA HIS E4 E5 V6 V7 F8 R22 S25 L30 R31 R32 R33 Y34 Q35 L36 C39 N48 R56

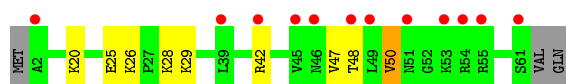
- Molecule 31: 40S ribosomal protein S29-A

Chain Cd: 

MET ALA HIS E4 E5 V6 V7 H10 P11 K16 R19 S25 L30 T31 R32 L36 R40 R53 R54 R55 R56

- Molecule 32: 40S ribosomal protein S30-A

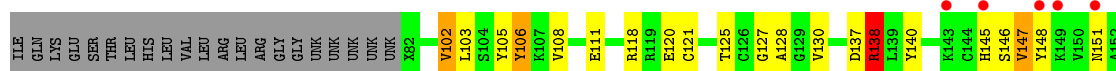
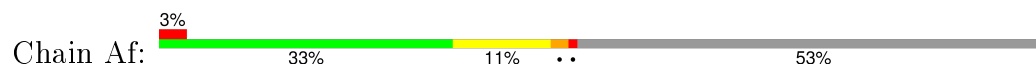
Chain Ae: 



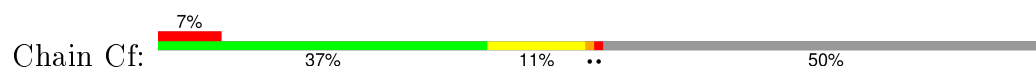
- Molecule 32: 40S ribosomal protein S30-A



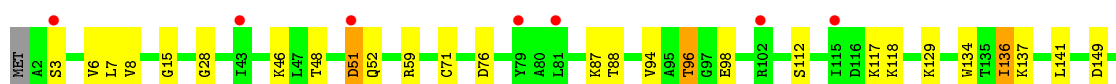
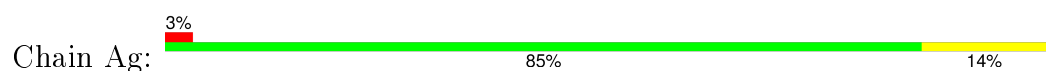
- Molecule 33: 40S ribosomal protein S31



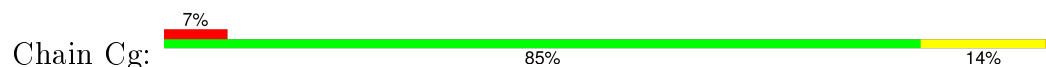
- Molecule 33: 40S ribosomal protein S31

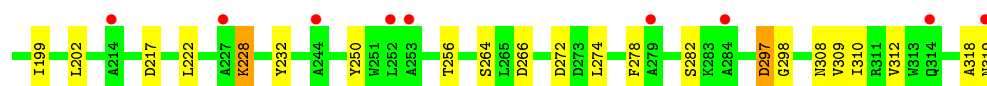


- Molecule 34: Guanine nucleotide-binding protein subunit beta-like protein (ASC1, RACK1)

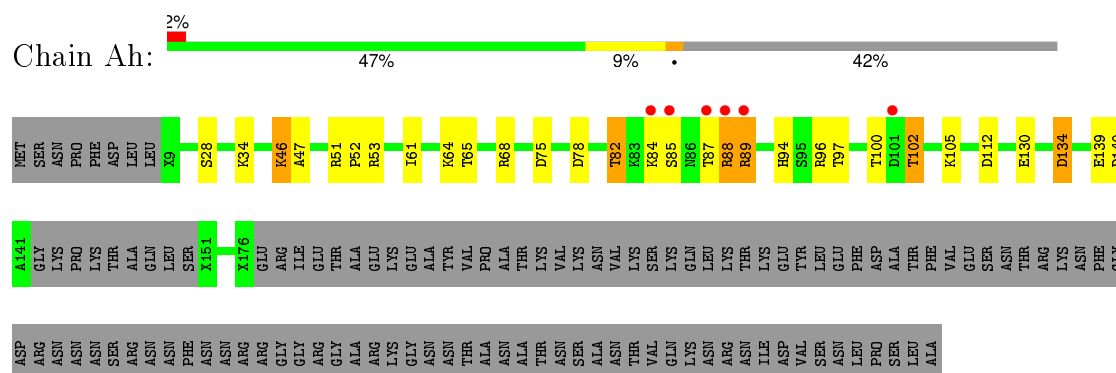


- Molecule 34: Guanine nucleotide-binding protein subunit beta-like protein (ASC1, RACK1)

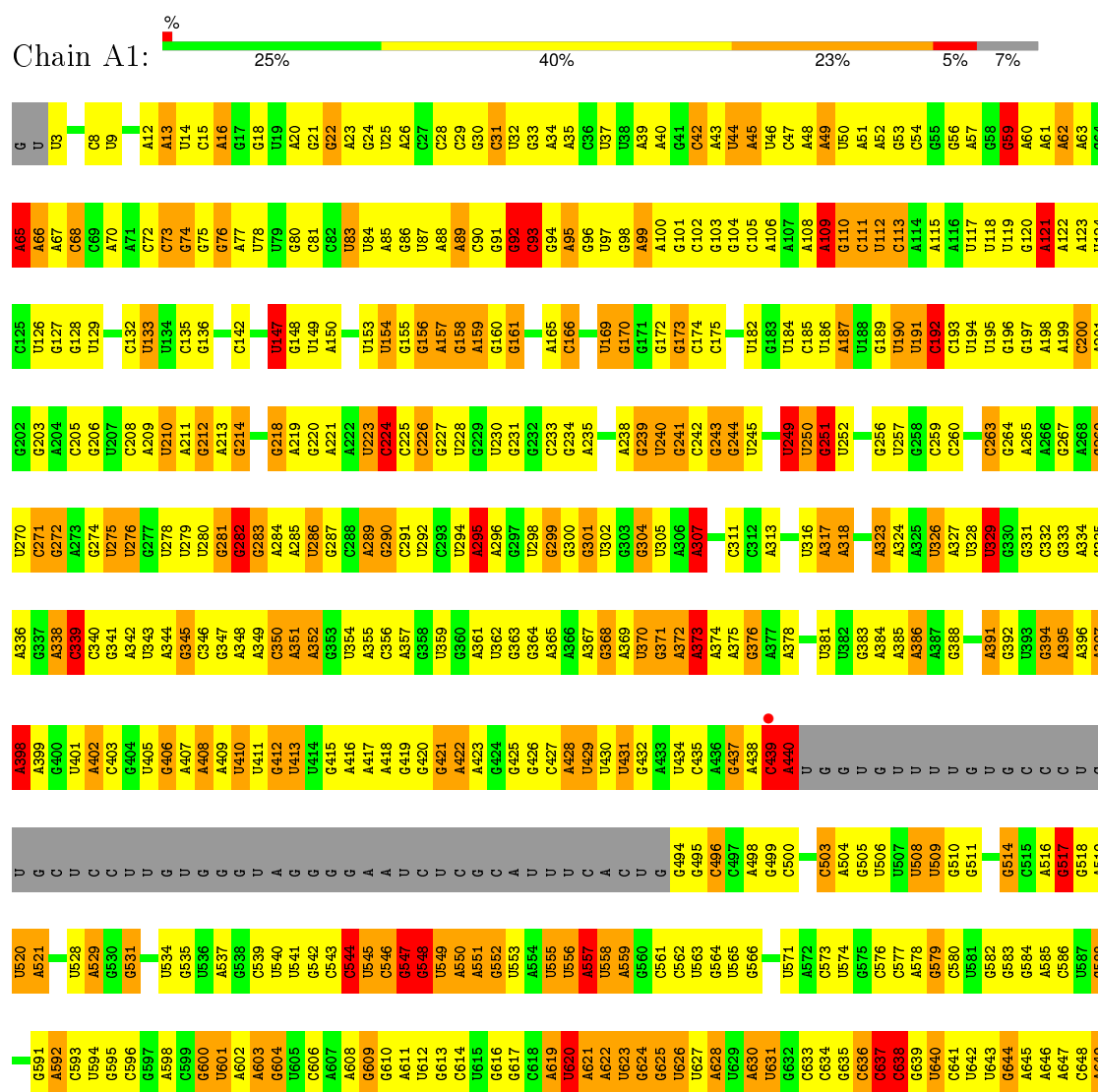




• Molecule 35: Suppressor protein STM1




• Molecule 36: 25S rRNA



A1621	U1555	A1490	G1422	U1361	G1300	G1236	G1172	U1109	C1037	A970	G910	A846	U782	A715	C650
U1622	C1556	A1491	U1425	G1362	A1301	G1237	U1173	U1110	C1038	G971	C911	A847	A783	A716	C651
G1623	A1557	G1492	U1302	A1363	A1302	C1238	U1174	U1111	U1039	A972	G912	A848	A784	C717	C652
G1624	A1558	G1493	U1303	C1364	A1303	C1239	C1175	A1112	A1040	A973	G913	C849	A785	A718	C653
A1625	U1559	U1494	A1428	G1365	U1304	A1240	C1176	A1113	U1041	G974	A914	U850	A786	U719	C654
U1626	U1560	U1495	G1429	A1366	U1305	U1241	G1177	U1114	U1042	G975	A915	C851	A787	U720	C655
U1629	G1561	G1496	U1430	G1367	U1306	G1242	G1178	G1115	C1043	U976	G916	U852	C783	G721	A656
U1630	C1562	A1497	G1431	U1368	G1307	G1243	A1179	G1117	U1044	C977	A917	C853	U789	G722	A657
G1630	A1498	U1369	A1432	A1369	A1308	A1244	C1180	C918	U1047	C978	C918	C854	U790	G723	C658
U1631	U1564	G1370	A1433	U1309	U1309	A1245	U1181	U979	A980	U979	A919	U855	A791	G725	C659
A1632	G1565	G1371	G1434	G1370	G1310	G1246	A1182	C1119	A1048	A981	U920	C856	A792	G726	A660
G1633	U1501	C1372	U1311	A1372	G1312	U1247	U1183	A1120	U981	U981	A921	C857	C793	G729	C661
G1634	U1567	A1373	G1313	A1374	G1313	G1248	A1184	U1121	U1050	U982	U922	A858	U794	C730	C662
G1635	U1568	G1374	G1314	G1374	G1314	G1249	C1185	U1122	U1051	A983	C923	C859	G795	C731	C663
U1636	U1569	G1375	U1315	G1375	C1314	G1250	G1186	U1123	U1052	C984	G924	C860	U796	U732	C664
A1637	U1570	C1376	U1316	G1376	U1316	A1251	C1187	U1124	A1053	U987	A925	C861	U797	C732	A665
A1638	U1571	G1377	C1316	G1377	C1316	A1252	G1188	U1125	A1054	U988	A926	U862	G798	G733	A666
C1639	A1572	U1378	A1317	G1378	A1317	U1253	A1190	G1126	U1055	U989	C927	C863	G799	C734	C667
G1640	G1573	G1379	U1320	G1379	U1320	C1254	U1191	G1127	U1056	A989	C928	C864	G800	A735	C668
U1643	C1574	G1380	G1321	G1380	G1321	C1255	C1192	U1130	A1057	U993	A929	C867	A801	G736	C669
G1644	A1575	A1381	U1322	G1381	U1322	G1256	C1193	G1131	U1060	C994	U930	C868	C802	G737	C670
U1645	G1576	G1382	G1323	G1382	G1323	U1258	C1196	C1132	A1061	C995	C931	C869	C803	G740	A671
G1646	G1577	G1383	G1324	G1383	G1324	U1259	C1197	A1133	A1062	A996	U932	C870	C804	U741	A672
A1654	C1578	U1384	U1325	U1384	U1325	G1261	C1198	U1136	G1063	A997	G934	U871	A806	G742	C673
C1655	A1580	A1386	A1326	A1386	A1326	G1262	C1199	U1137	A1064	A998	U935	U872	A807	C743	A677
A1656	U1581	G1387	C1327	G1387	C1327	A1263	A1200	C1137	A1065	C999	A936	C873	A808	A744	C678
G1657	C1582	U1388	G1328	U1388	G1328	G1264	C1201	U1138	G1066	C1000	G937	U874	G809	C745	C679
U1658	A1583	A1453	G1329	G1389	U1329	U1265	A1202	G1139	A1067	C1001	U938	A876	A810	A746	C680
U1659	U1584	A1454	A1330	A1390	A1330	G1266	A1203	G1140	U1071	A1002	U939	C877	U811	A747	C681
C1660	G1585	U1391	U1331	G1391	U1331	U1267	A1204	C1141	U1072	U1003	G940	C878	G812	U748	C682
U1667	G1586	C1392	A1332	G1392	A1332	G1268	A1205	G1142	U1073	U1004	G941	C879	G813	C749	C683
G1664	A1587	U1393	U1333	U1393	U1333	G1269	G1209	U1144	U1074	G1005	U942	C880	G815	G750	C684
C1665	U1588	A1394	U1334	A1394	U1334	A1271	U1210	U1145	A1006	C1007	U943	C881	A816	A751	C685
U1666	C1589	G1395	G1335	G1395	G1335	U1272	U1211	G1146	C1076	U1007	C944	A883	A817	A755	C686
G1667	G1590	C1396	U1337	U1396	U1337	A1273	A1212	G1147	A1079	U946	U945	A884	C818	A758	C687
C1668	U1526	G1397	C1338	U1397	C1338	A1274	G1213	G1148	A1080	U947	C947	U885	U819	C758	C688
U1669	C1527	U1398	C1339	U1398	C1339	C1275	U1214	G1149	U1081	U1014	C948	U889	A820	A761	A690
C1670	A1529	G1400	G1340	G1400	G1340	U1276	U1215	G1150	U1082	U1015	C949	C890	U821	U762	A691
G1674	U1595	A1401	U1341	A1401	U1341	C1277	C1216	U1151	G1083	C1016	G950	C891	C822	U763	A692
U1677	C1597	C1402	C1342	C1402	C1342	A1278	A1217	G1152	U1084	C1017	A951	C892	C823	G763	C693
U1681	A1603	C1403	A1343	C1403	A1343	C1279	U1218	A1153	G1087	G1018	A952	U892	C824	U764	C694
U1682	G1604	G1404	G1344	G1404	G1344	G1280	G1219	A1154	C1082	G1019	G953	C893	U825	C765	C695
A1683	U1605	U1405	G1345	U1405	G1345	G1281	U1220	C1155	U1093	G1020	U954	C894	G826	U766	C696
U1686	A1537	A1406	C1346	A1406	C1346	G1282	A1221	U1156	A1094	U955	U955	A895	U829	U767	C697
U1687	U1540	U1407	U1347	U1407	U1347	C1283	G1222	G1157	A896	U956	U956	U896	A830	C768	A699
U1688	G1541	G1408	U1348	G1408	U1348	G1284	A1223	A1158	U897	G1024	C957	U897	A831	G769	C700
U1689	G1542	G1409	G1349	G1409	G1349	A1285	G1224	A1159	U1095	A1025	C958	U898	G831	G770	C701
U1690	C1543	U1410	A1350	U1410	A1350	A1286	A1225	C1160	U1096	A1026	C959	U899	G832	A771	C702
U1691	U1537	C1411	U1351	C1411	U1351	A1287	G1226	U1098	A1098	A1027	U960	G900	U835	U772	C703
U1694	G1546	A1352	A1353	A1352	A1353	C1292	C1227	A1163	U1099	U1028	C961	G901	A839	G773	A705
U1695	U1547	U1354	G1354	U1354	G1354	G1293	U1228	G1164	U1100	A962	U962	G902	C839	A774	C704
U1696	C1548	U1415	U1355	U1415	U1355	U1294	G1229	A1165	U1101	A1030	G963	U903	C840	A775	C705
U1697	A1549	C1416	A1356	C1416	A1356	G1295	A1231	G1166	A1102	C1031	A964	U904	A841	U776	A709
U1698	U1551	G1417	U1357	G1417	U1357	C1296	C1232	U1167	A1103	G1032	A965	U905	A842	U777	A710
U1699	G1552	A1418	G1358	A1418	G1358	C1297	C1233	U1168	G1104	U1033	U966	A906	A843	U778	A711
U1705	U1554	A1419	C1359	A1419	C1359	G1298	G1234	A1169	C1107	U1034	A967	G907	A844	G779	C712
		G1488	C1420	G1488	C1420	U1299	G1235	A1171	U1108	G1035	G968	G908	A845	A780	C713
		A1489	G1421	A1489	G1421	U1299				A1036	C969	G909		G781	C714







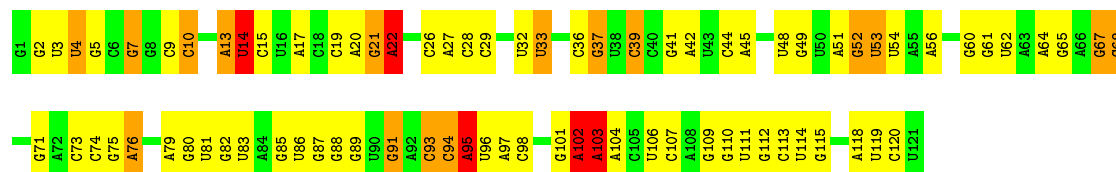


G3298	G3230	G3102	G3039	G2971	G2844	C2774	G2706	G2640	G2574	U2510	G	A2390
A3299	U3231	A3103	C3039	G2972	A2845	U2775	G2709	U2641	G2579	A2511	G	G2391
U3301	G3232	U3104	A3040	G2973	U2846	U2776	G2710	A2642	A2580	C2512	G	G2392
U3302	U3105	U3105	U3041	U2974	A2847	G2777	G2711	A2643	C2583	U2513	U	G2393
G3303	A3106	U3106	U3042	U2975	G2848	G2778	G2712	G2644	C2584	U2514	G	G2394
U3304	U3107	U3107	C3043	U2976	C2849	A2779	G2713	G2645	C2585	U2515	U	G2395
G3305	C3110	C3110	G3044	U2977	C2850	U2780	G2714	G2646	G2586	U2516	A	G2396
G3241	U3111	U3111	G3045	U2978	A2851	A2790	G2715	A2647	G2587	C2517	G	A2397
G3242	G3176	G3176	A3046	U2979	C2852	G2791	G2716	A2648	G2588	U2518	A	A2398
A3243	G3177	G3177	U3047	U2980	U2853	A2792	U2717	G2649	G2589	A2519	A	G2400
A3244	A3048	A3113	U3048	U2920	U2854	G2793	U2718	U2650	U2590	A2520	U	A2401
A3245	A3049	A3114	A3049	U2921	U2855	G2794	U2719	U2651	G2591	U2521	A	A2402
G3246	A3179	A3179	A3050	U2922	G2856	U2795	G2720	U2652	A2592	G2522	G	G2403
G3247	C3180	C3115	U3051	C2923	C2857	G2796	A2721	G2653	A2593	A2523	U	A2404
U3251	C3181	C3120	G3052	U2924	U2858	C2797	U2722	C2654	A2594	A2524	U	G2405
U3252	A3182	U3121	G3053	C2925	U2859	C2798	U2723	U2655	G2595	C2525	G	C2406
G3253	A3183	A3122	U3054	U2926	U2860	G2799	U2724	A2656	C2596	C2526	G	C2407
G3254	U3185	A3123	U3055	C2927	U2861	A2801	U2725	A2657	A2596	G2530	A	U2408
G3255	A3186	G3124	U3056	G2928	U2862	A2802	G2726	G2658	U2597	C2531	G	G2409
U3256	A3187	U3125	U3057	C2929	U2863	A2803	A2727	G2659	G2598	U2532	C	U2410
G3257	G3188	G3126	U3058	U2930	U2864	G2804	G2728	U2660	U2599	U2533	U	U2411
A3258	C3189	A3127	G3059	G2931	U2865	U2729	G2729	G2661	C2600	G2534	U	G2412
G3259	C3190	G3128	C3060	U2932	U2866	G2805	G2730	G2662	G2601	G2535	C	A2413
G3260	G3191	A3129	U3061	A2933	G2867	U2806	G2731	G2663	G2602	A2536	G	G2414
U3261	U3192	A3130	U3062	A2934	G2868	U2807	G2732	C2664	U2603	A2537	G	C2415
C3262	C3193	U3131	G3063	U2935	A2869	A2808	A2733	U2665	U2604	U2538	C	U2416
G3263	G3194	C3132	U3064	A2936	U2870	G2809	U2734	C2666	G2605	C2539	C	U2417
G3264	U3195	G3133	C3065	U2937	G2871	C2810	G2735	A2667	G2606	G2540	C	G2418
G3265	U3196	G3134	U3066	G2938	G2872	A2811	A2736	G2668	G2607	U2541	C	A2419
A3266	U3197	G3135	G3067	C3001	G2873	A2812	C2737	A2669	G2608	U2542	A	C2420
A3267	U3198	U3136	A3070	A2940	G2874	G2813	C2738	C2670	A2609	U2543	G	U2421
A3268	U3199	U3137	G3071	C2941	G2875	G2814	G2739	C2671	G2610	U2544	U	C2422
U3269	G3200	U3138	G3072	C2942	U2876	G2815	G2740	C2672	U2611	G2545	G	U2423
G3270	C3201	G3140	C3073	U2943	U2877	G2816	G2741	C2673	U2612	C2546	A	A2424
G3271	A3141	A3141	C3074	U2944	U2878	G2817	G2742	C2674	G2613	G2547	A	U2425
A3272	G3202	A3142	A3075	G2945	U2879	G2818	A2743	C2675	G2614	U2548	U	U2426
A3273	G3203	A3143	U3076	A2946	U2880	U2819	A2744	C2676	G2615	G2549	A	U2427
A3274	G3204	G3144	U3077	G2947	U2881	A2820	A2745	C2677	G2616	U2550	C	U2428
G3275	U3205	G3145	U3078	C2948	U2882	G2821	G2746	C2678	U2617	U2551	A	G2429
G3276	U3206	C3146	G3080	U2949	U2883	G2822	G2747	C2679	G2618	C2552	C	A2430
U3277	G3207	G3147	C3081	G2950	U2884	G2823	G2748	C2680	G2619	C2553	C	C2431
A3278	G3208	A3210	C3082	G2951	U2885	G2824	G2749	C2681	G2620	G2554	C	A2432
A3279	G3209	G3148	U3083	G2952	U2886	G2825	G2750	C2682	G2621	C2555	C	U2433
G3280	C3211	U3149	U3084	U2953	U2887	G2826	U2751	C2683	G2622	C2556	U	U2434
U3281	G3212	A3150	G3085	C2954	U2888	G2827	G2752	C2684	G2623	A2557	A	G2435
U3282	A3213	U3151	A3086	U2955	U2889	G2828	G2753	C2685	G2624	U2558	C	U2436
U3283	U3214	U3152	C3087	U2956	U2890	G2829	G2754	C2686	A2625	C2560	U	A2437
G3284	A3215	U3153	U3088	A2957	U2891	G2830	G2755	C2687	G2626	A2561	U	A2438
G3285	G3216	C3154	C3089	U3020	U2892	G2831	G2756	C2688	U2629	A2562	U	A2439
G3286	U3217	U3155	U3090	A3021	U2893	G2832	G2757	C2689	G2630	G2563	A	G2440
U3287	A3218	U3156	A3091	C2959	U2894	G2833	G2758	C2690	G2631	A2564	A	A2441
G3288	G3219	U3157	C3092	C2960	U2895	G2834	G2759	C2691	G2632	C2565	G	A2442
G3289	U3222	G3158	G3093	G2961	U2896	G2835	G2760	C2692	G2633	C2566	A	C2443
G3290	C3291	C3159	A3094	U2962	U2897	G2836	G2761	C2693	G2634	U2503	U	A2444
A3291	A3223	U3160	U3095	U2963	U2898	A2837	G2762	G2694	U2635	U2504	U	A
A3292	G3224	C3161	C3096	G2964	U2899	A2838	G2763	C2695	A2636	U2505	U	A
G3293	C3225	G3162	C3097	U2965	U2900	G2839	G2764	C2696	A2637	G2506	U	A
A3294	C3226	A3163	G3098	G2966	U2901	G2840	G2765	C2697	G2638	U2507	G	A
A3295	A3227	A3164	U3099	A3021	U2902	G2841	G2766	C2698	C2571	C2572	A	U2508
A3296	C3228	A3165	U3100	G2967	U2903	G2842	G2767	C2699	G2639	G2573	A	U2509
U3297	G3229	C3166	A3101	A3035	U2904	U2843	G2773	C2705	G2639			



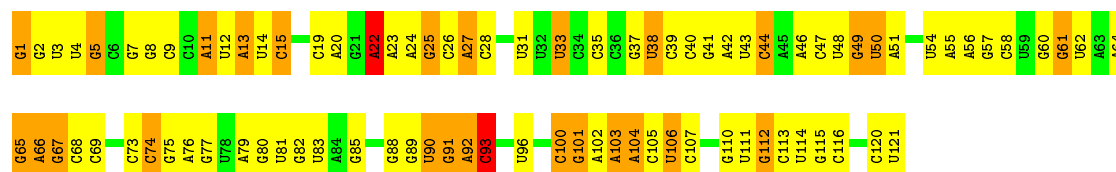
• Molecule 37: 5S rRNA

Chain A3: 34% 49% 13%



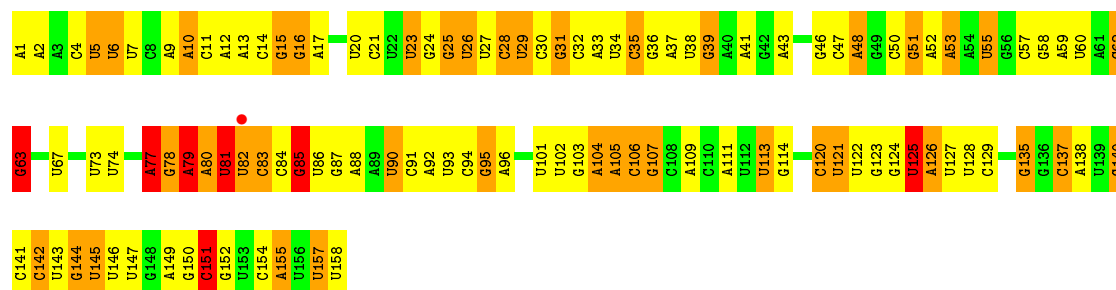
• Molecule 37: 5S rRNA

Chain A7: 27% 50% 21%



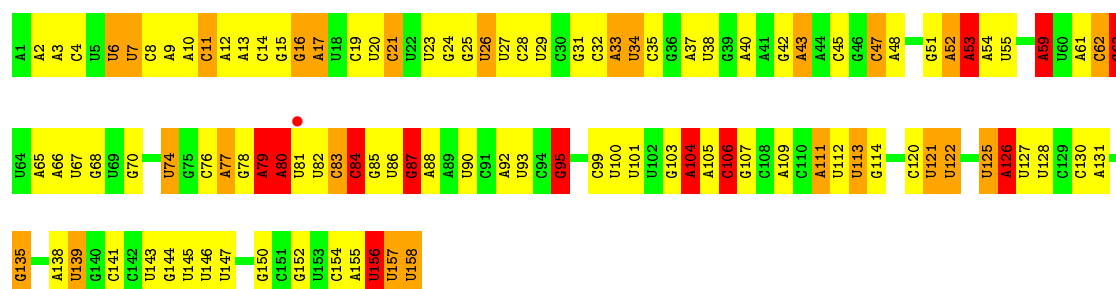
• Molecule 38: 5.8S rRNA

Chain A4: 29% 41% 25%

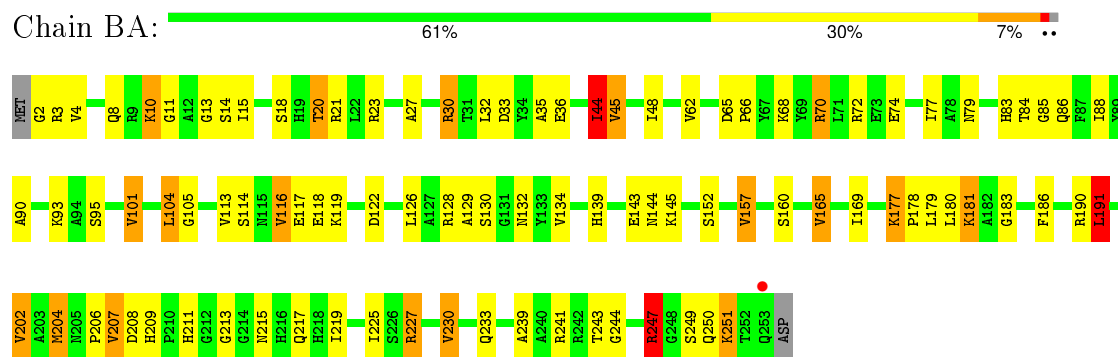


• Molecule 38: 5.8S rRNA

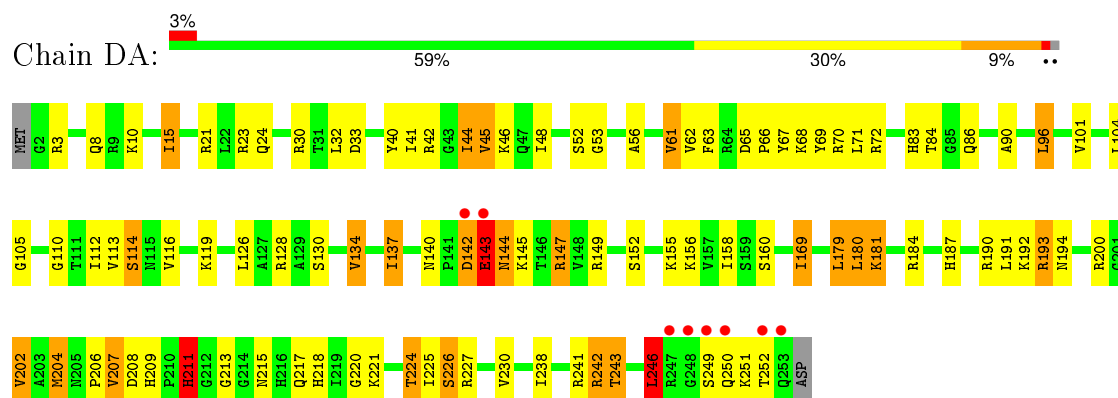
Chain A8: 32% 45% 16% 8%



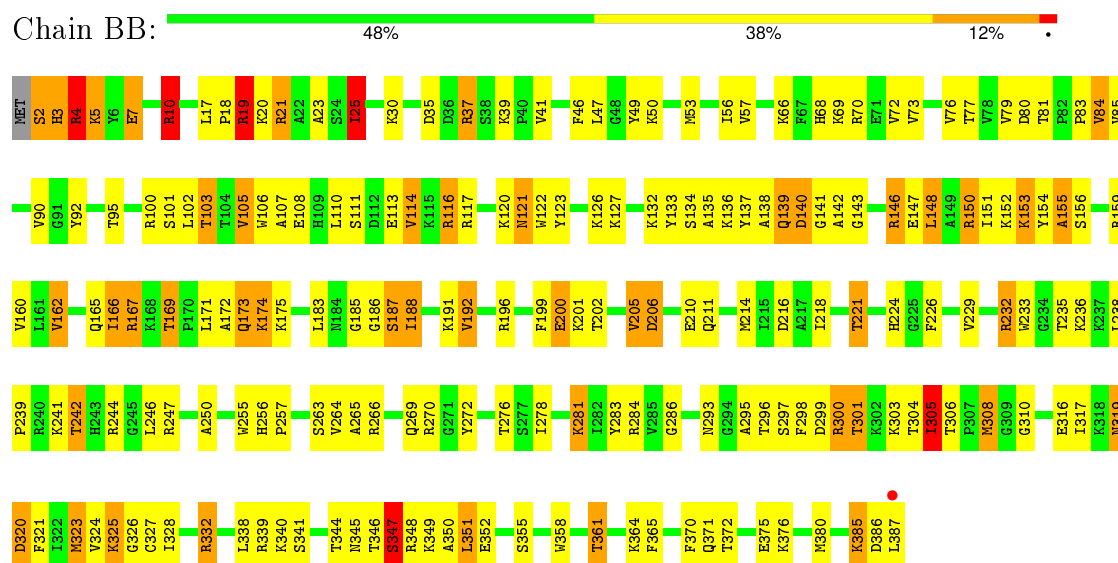
• Molecule 39: 60S ribosomal protein L2-A



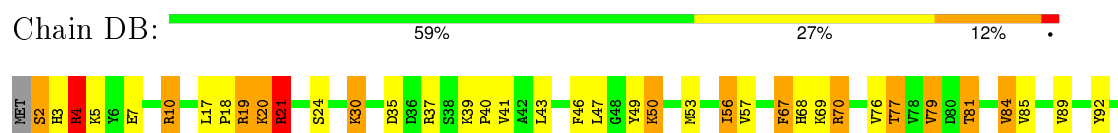
• Molecule 39: 60S ribosomal protein L2-A

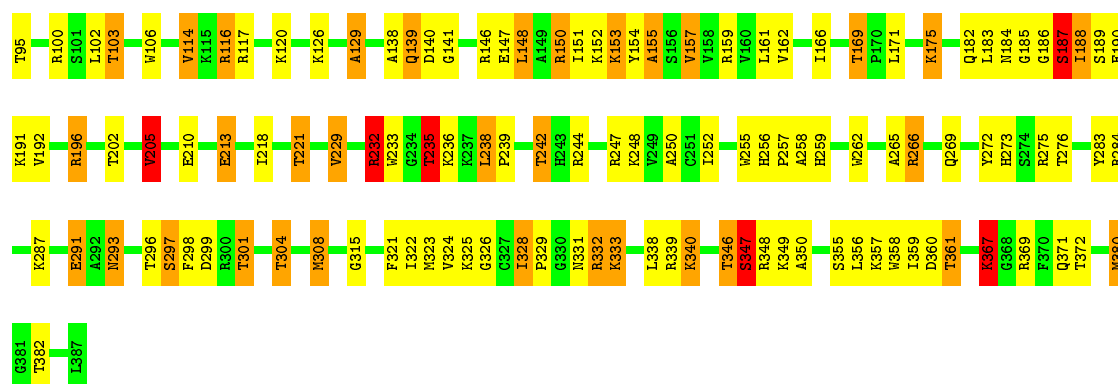


• Molecule 40: 60S ribosomal protein L3



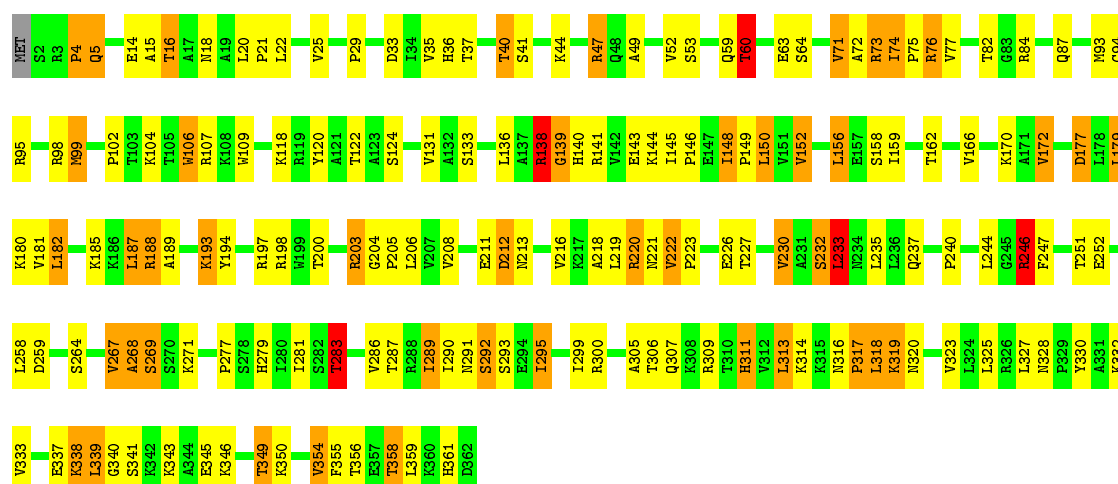
• Molecule 40: 60S ribosomal protein L3





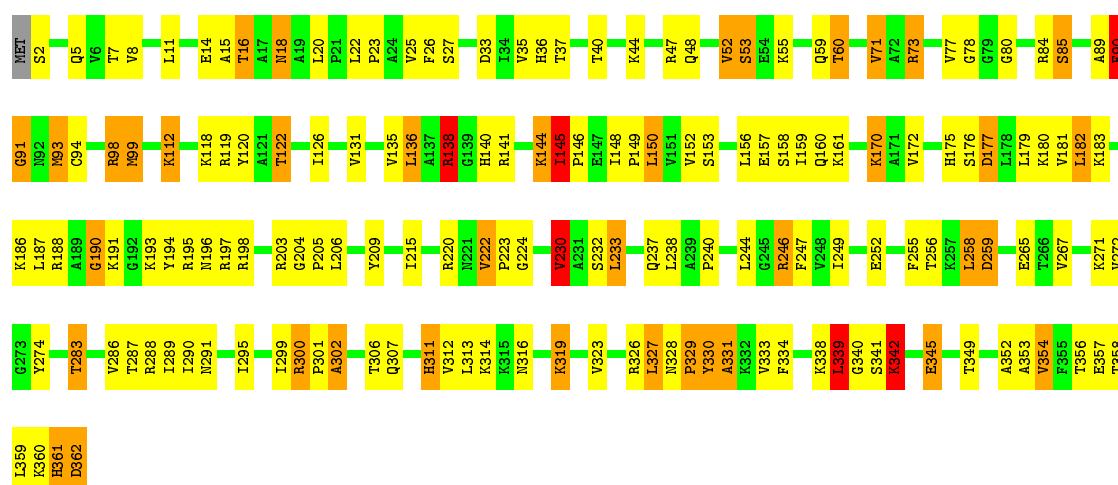
- Molecule 41: 60S ribosomal protein L4-A

Chain BC: 53% 33% 12% .



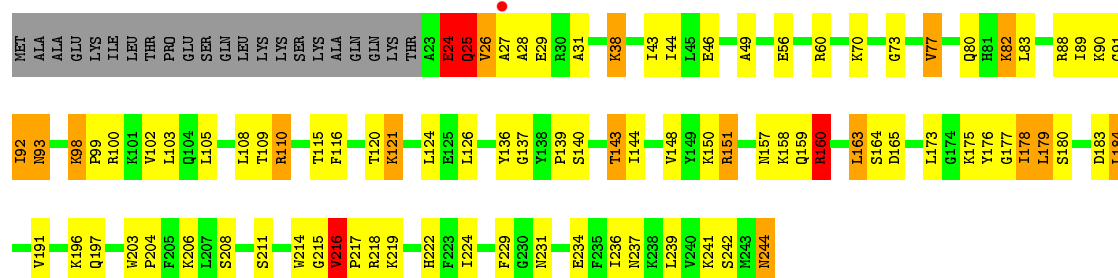
- Molecule 41: 60S ribosomal protein L4-A

Chain DC: 54% 33% 11% .

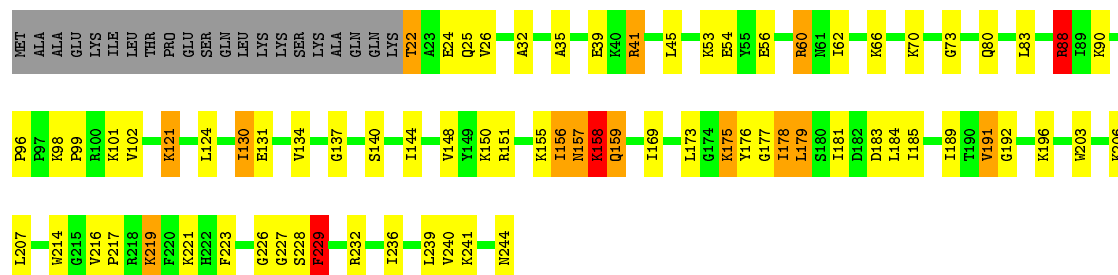


- Molecule 42: 60S ribosomal protein L5

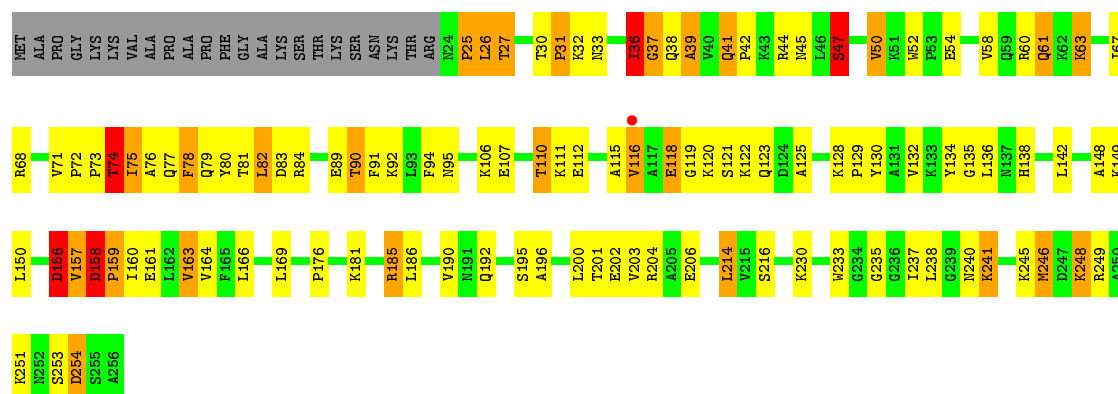
- Molecule 44: 60S ribosomal protein L7-A

Chain BF: 

- Molecule 44: 60S ribosomal protein L7-A

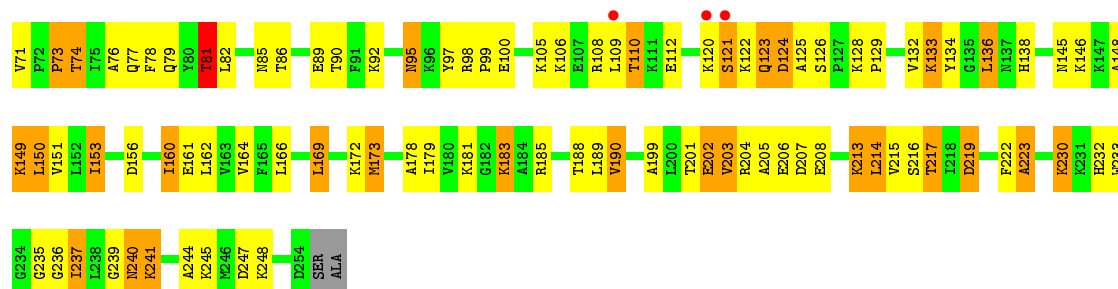
Chain DF: 

- Molecule 45: 60S ribosomal protein L8-A

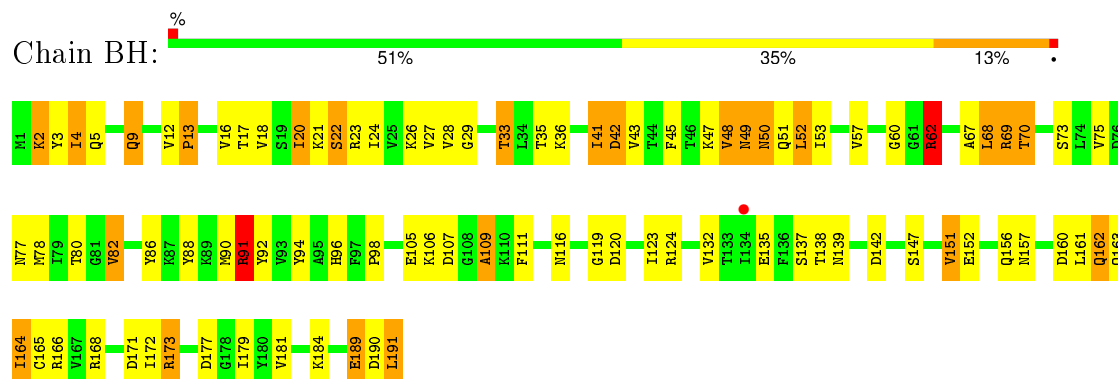
Chain BG: 

- Molecule 45: 60S ribosomal protein L8-A

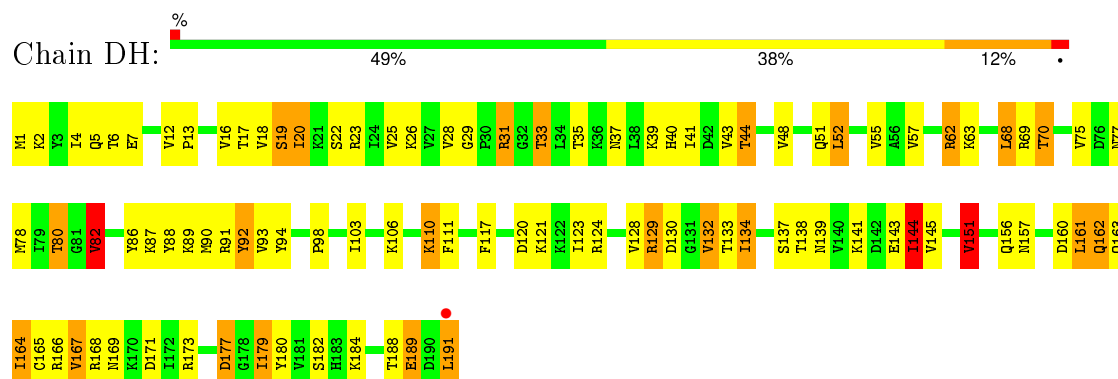
Chain DG: 



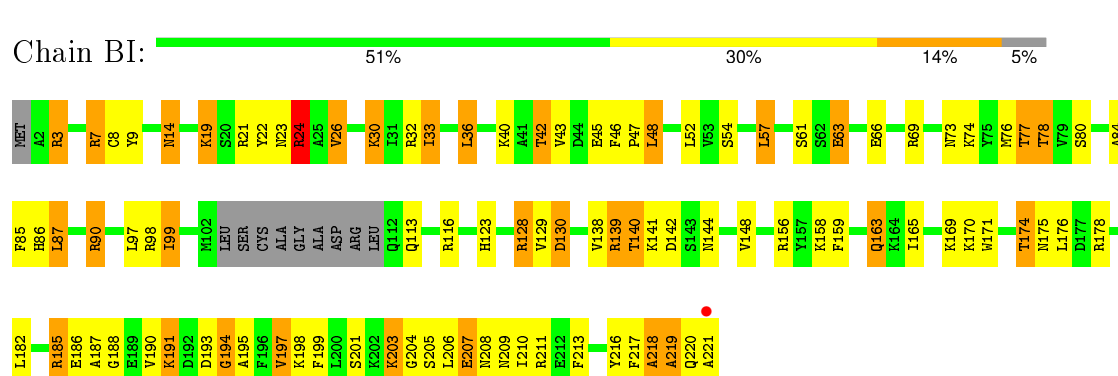
- Molecule 46: 60S ribosomal protein L9-A



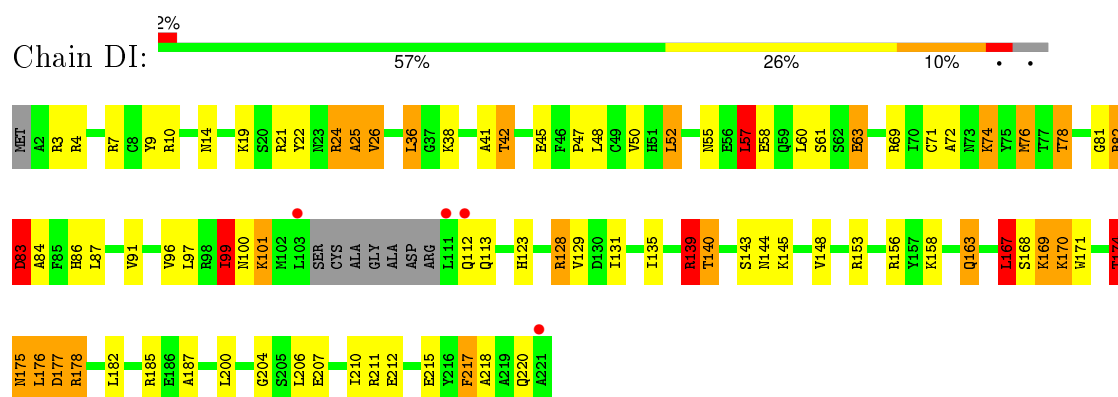
- Molecule 46: 60S ribosomal protein L9-A



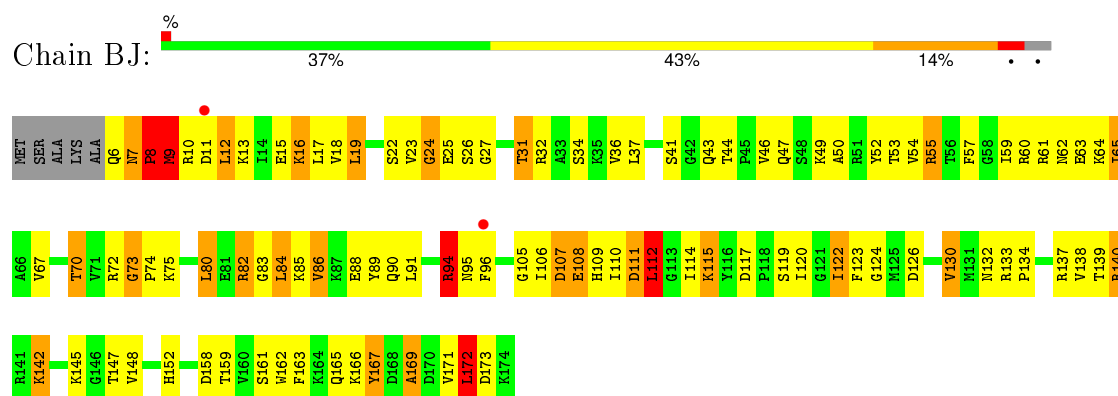
- Molecule 47: 60S ribosomal protein L10



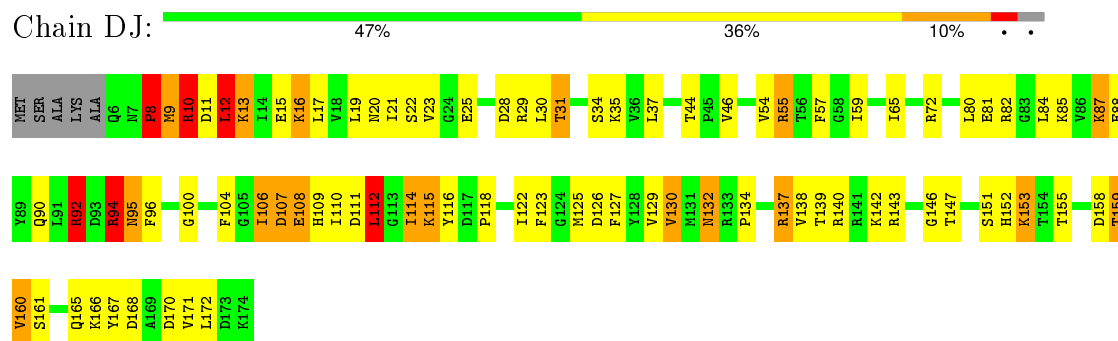
- Molecule 47: 60S ribosomal protein L10



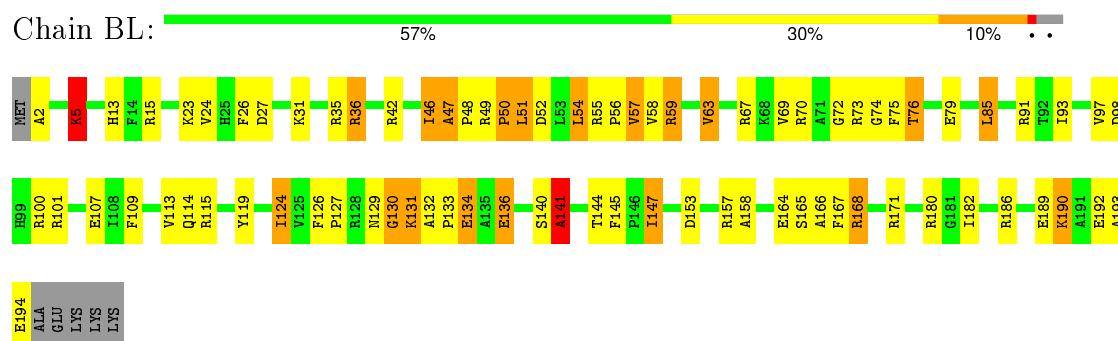
- Molecule 48: 60S ribosomal protein L11-A



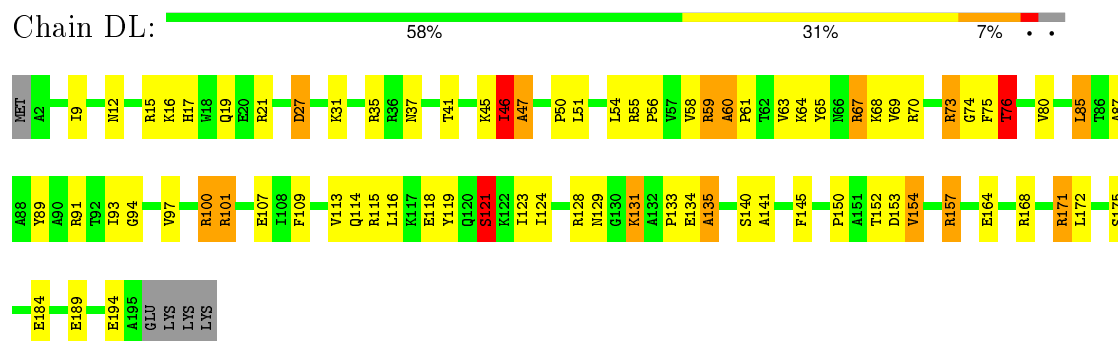
- Molecule 48: 60S ribosomal protein L11-A



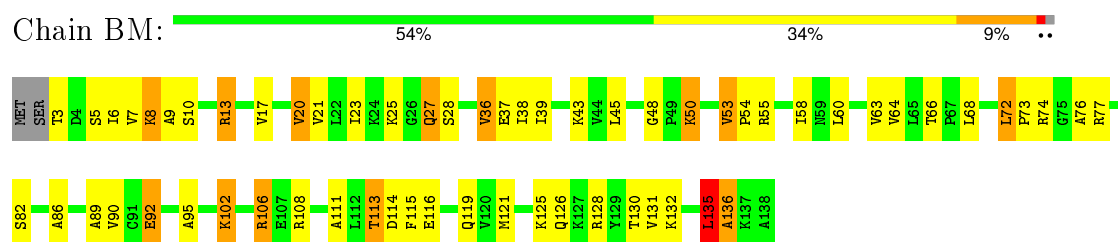
- Molecule 49: 60S ribosomal protein L13-A



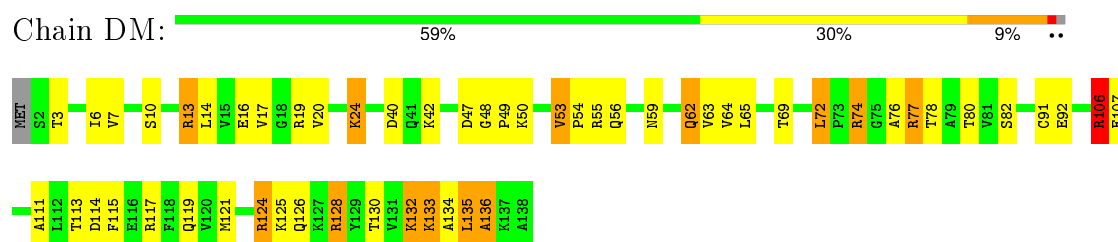
- Molecule 49: 60S ribosomal protein L13-A



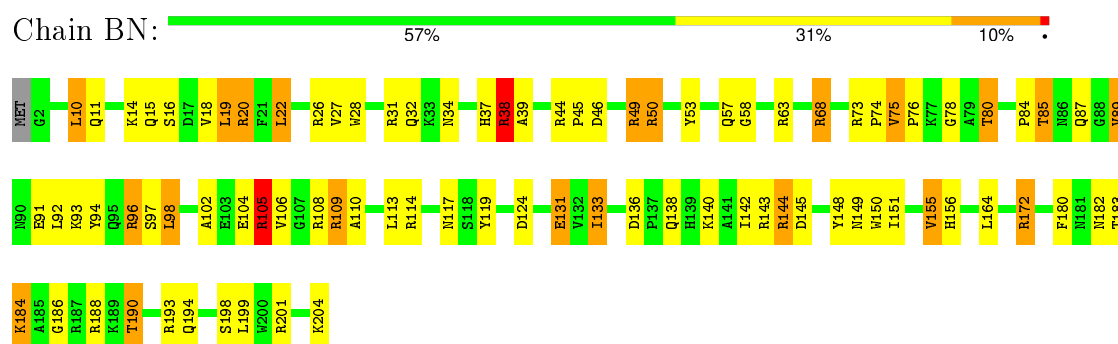
- Molecule 50: 60S ribosomal protein L14-A



- Molecule 50: 60S ribosomal protein L14-A

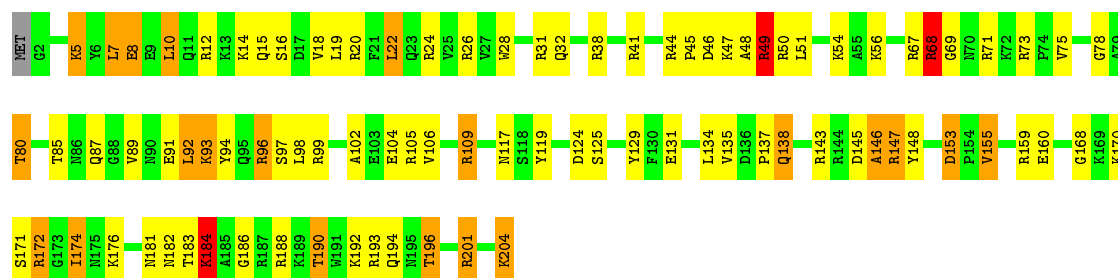


- Molecule 51: 60S ribosomal protein L15-A

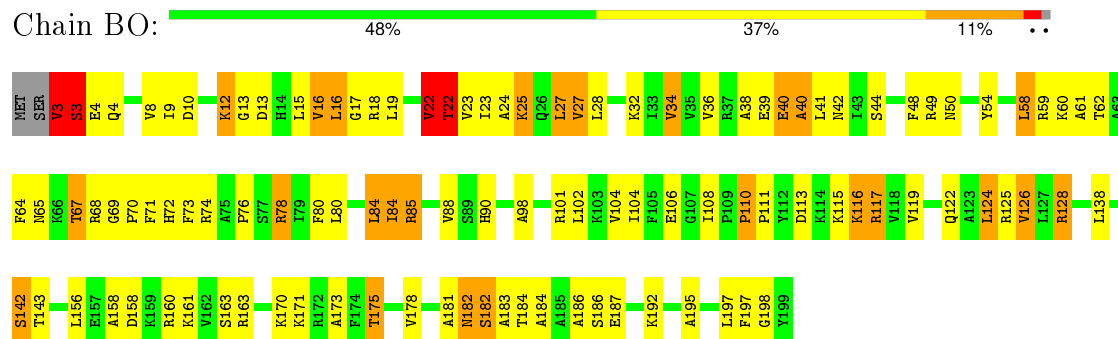


- Molecule 51: 60S ribosomal protein L15-A

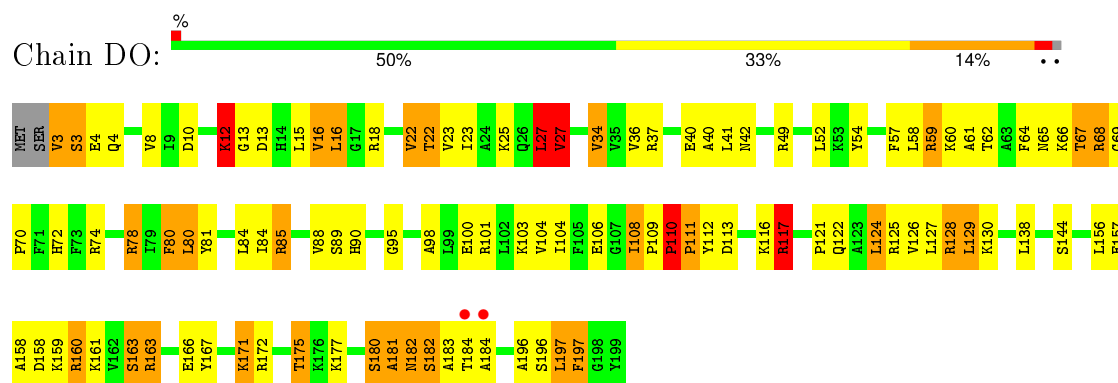




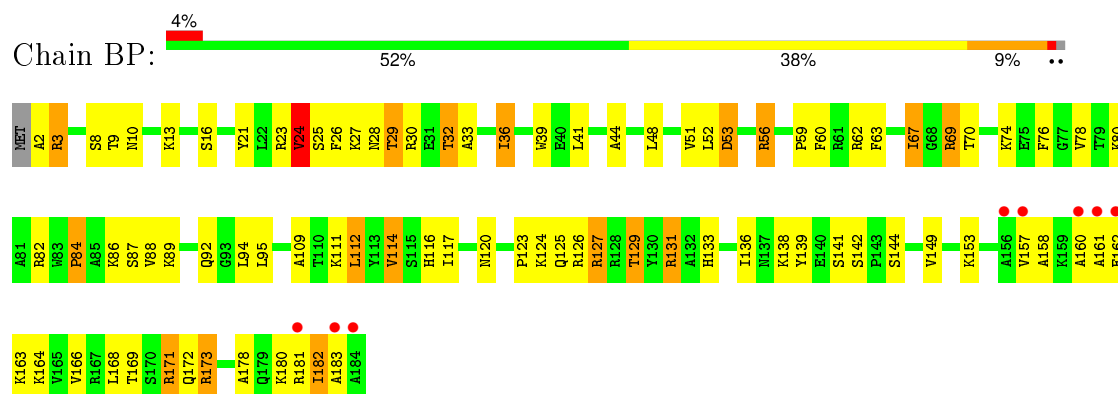
- Molecule 52: 60S ribosomal protein L16-A, 60S ribosomal protein L16-B



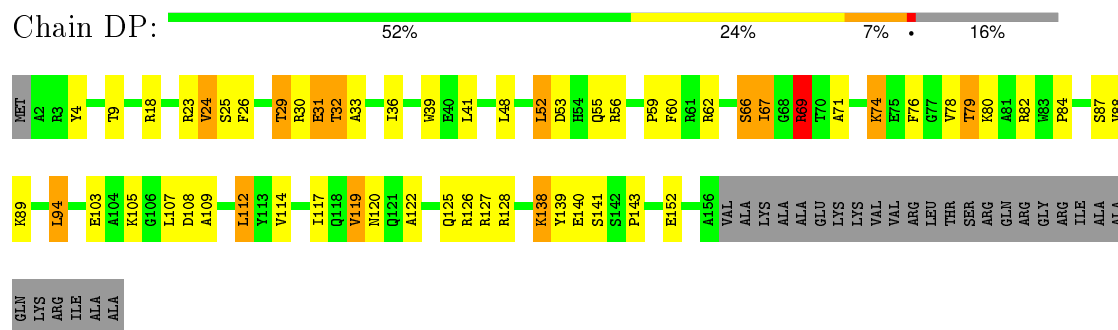
- Molecule 52: 60S ribosomal protein L16-A, 60S ribosomal protein L16-B



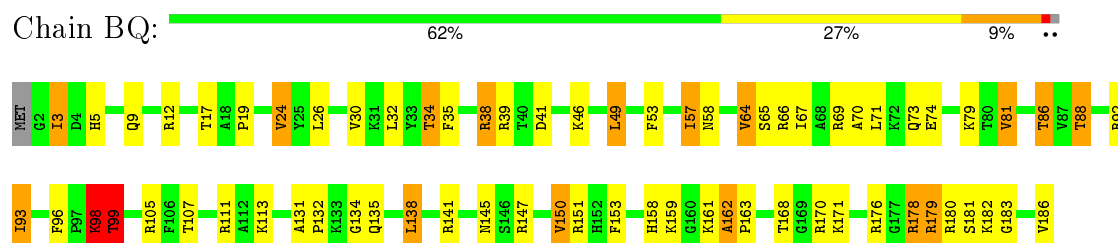
- Molecule 53: 60S ribosomal protein L17-A



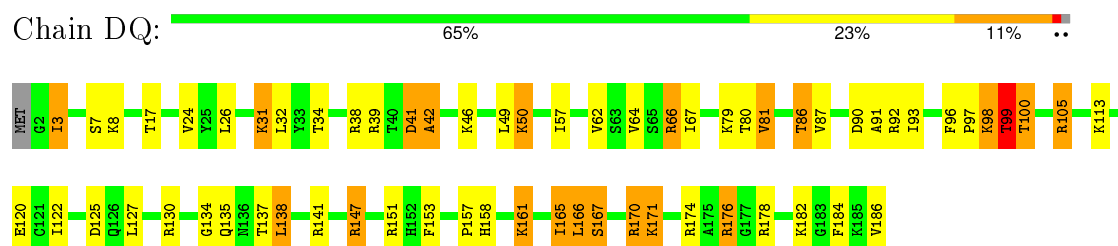
- Molecule 53: 60S ribosomal protein L17-A



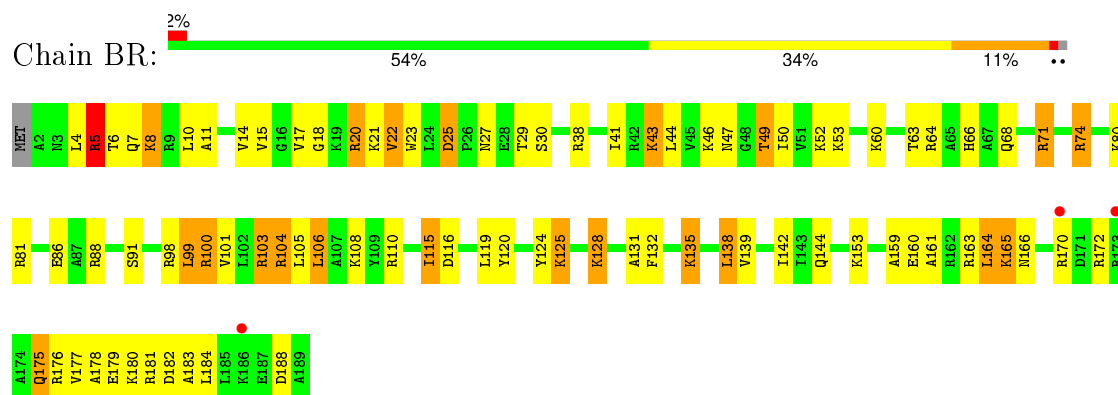
- Molecule 54: 60S ribosomal protein L18-A



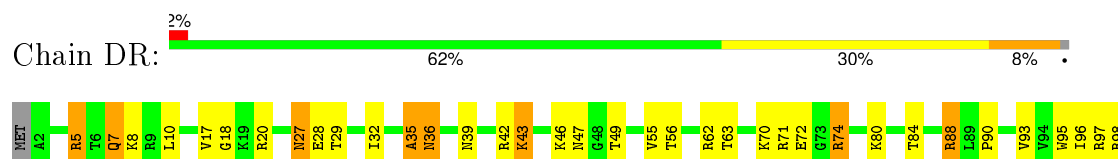
- Molecule 54: 60S ribosomal protein L18-A

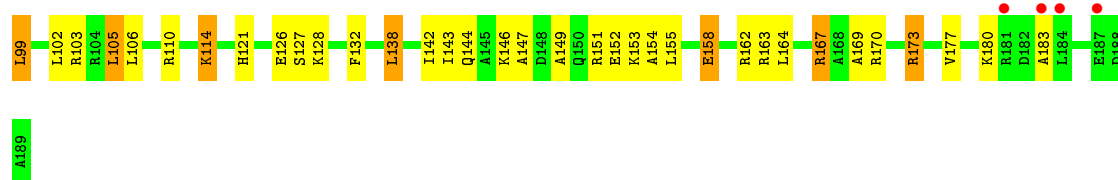


- Molecule 55: 60S ribosomal protein L19-A

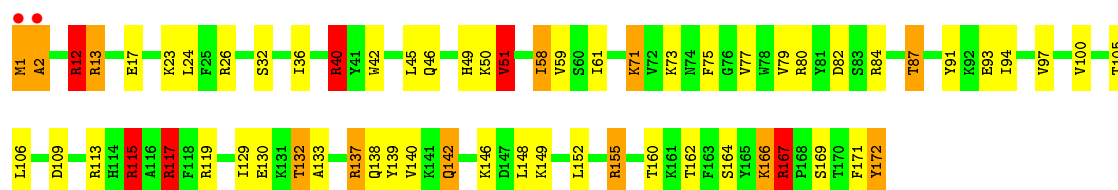


- Molecule 55: 60S ribosomal protein L19-A

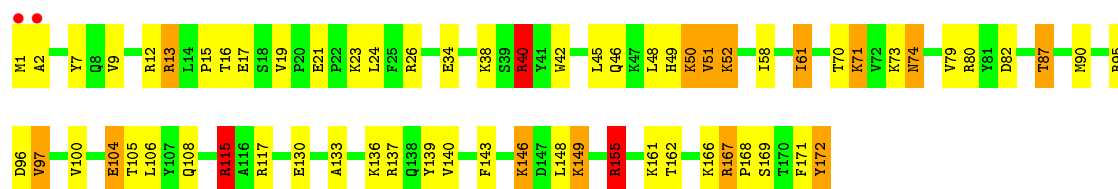




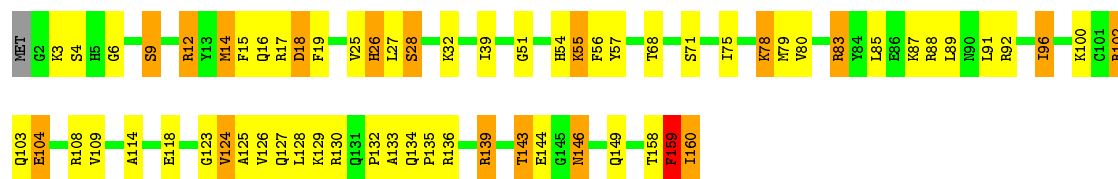
- Molecule 56: 60S ribosomal protein L20-A



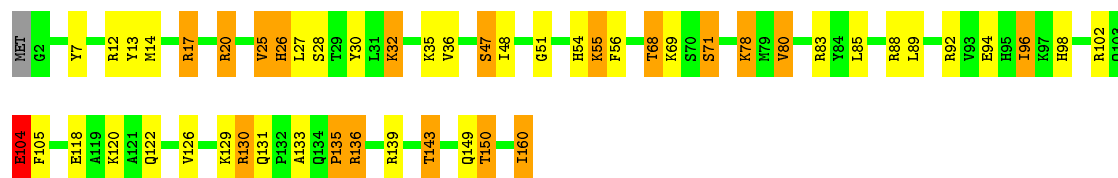
- Molecule 56: 60S ribosomal protein L20-A



- Molecule 57: 60S ribosomal protein L21-A



- Molecule 57: 60S ribosomal protein L21-A

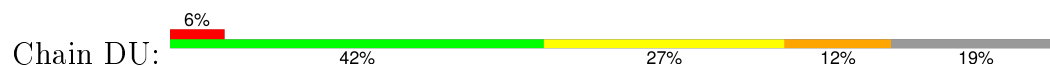


- Molecule 58: 60S ribosomal protein L22-A





• Molecule 58: 60S ribosomal protein L22-A



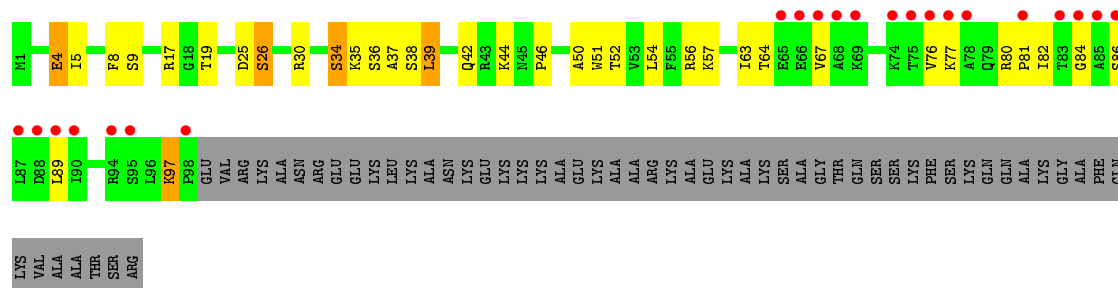
• Molecule 59: 60S ribosomal protein L23-A



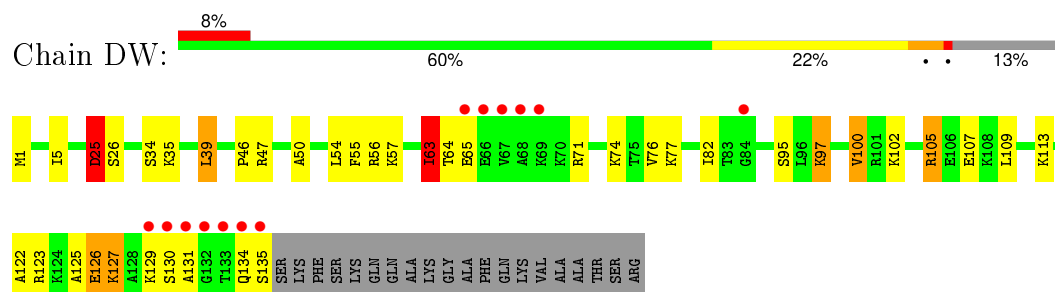
• Molecule 59: 60S ribosomal protein L23-A



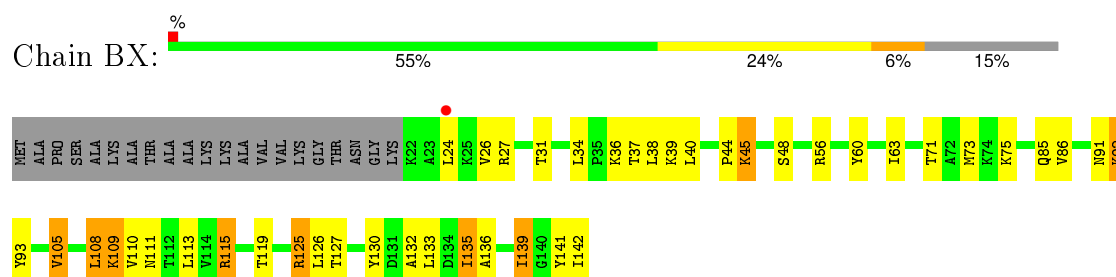
• Molecule 60: 60S ribosomal protein L24-A



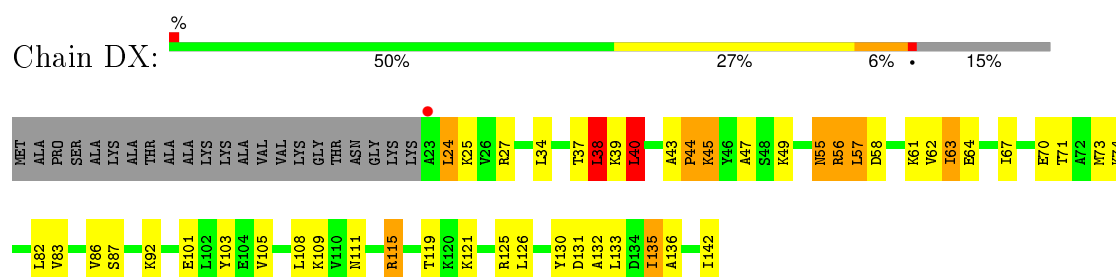
- Molecule 60: 60S ribosomal protein L24-A



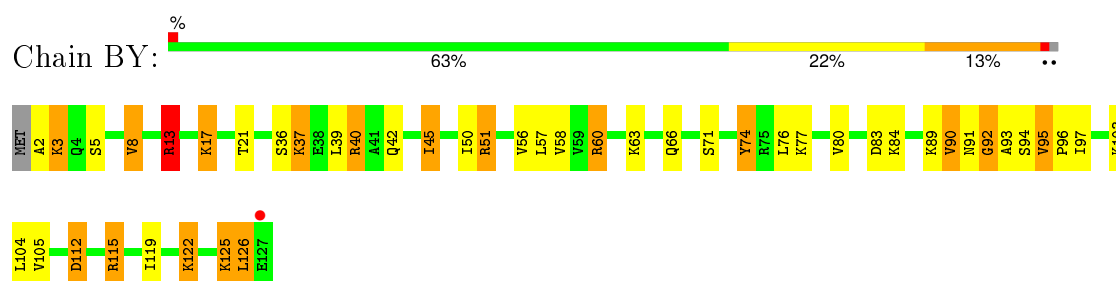
- Molecule 61: 60S ribosomal protein L25



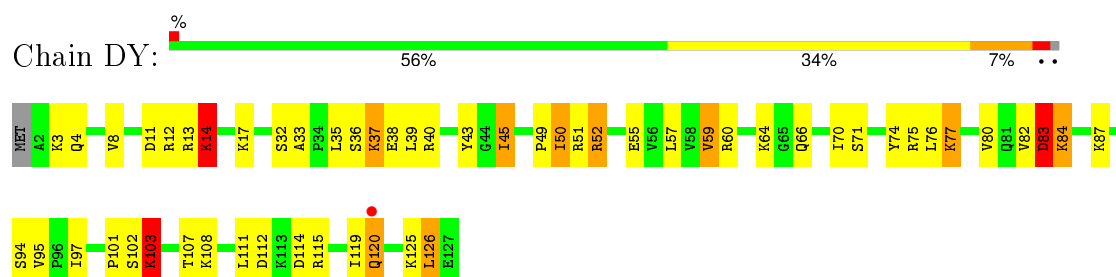
- Molecule 61: 60S ribosomal protein L25



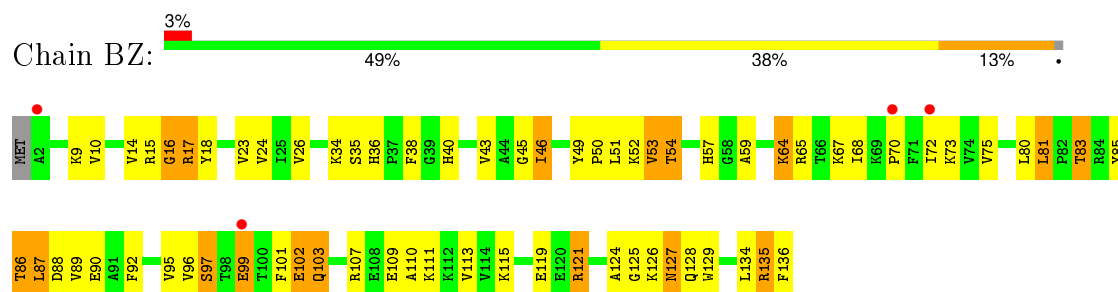
- Molecule 62: 60S ribosomal protein L26-A



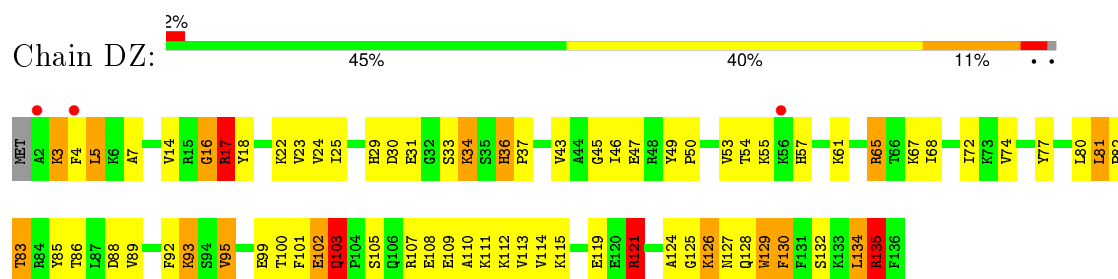
- Molecule 62: 60S ribosomal protein L26-A



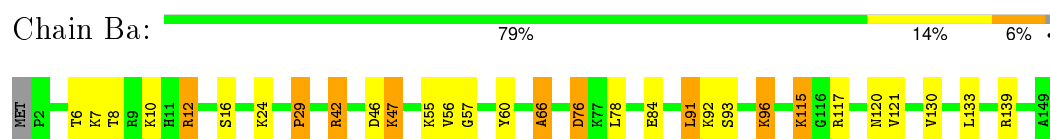
- Molecule 63: 60S ribosomal protein L27-A



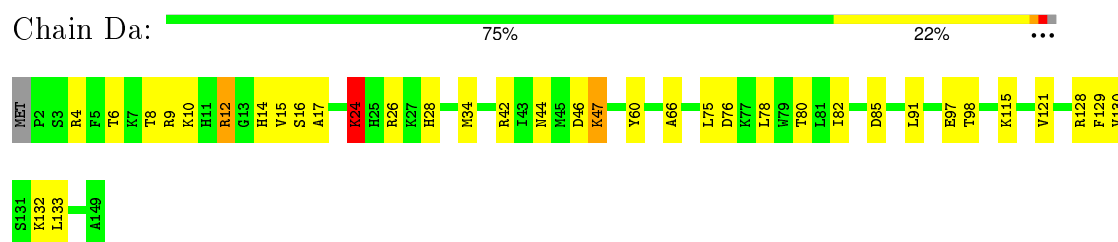
- Molecule 63: 60S ribosomal protein L27-A



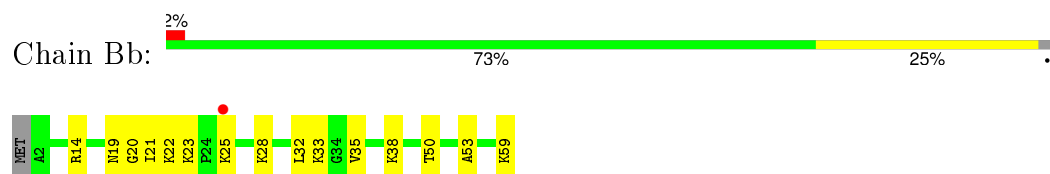
- Molecule 64: 60S ribosomal protein L28



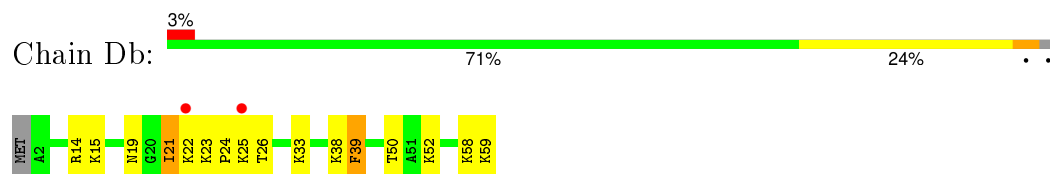
- Molecule 64: 60S ribosomal protein L28



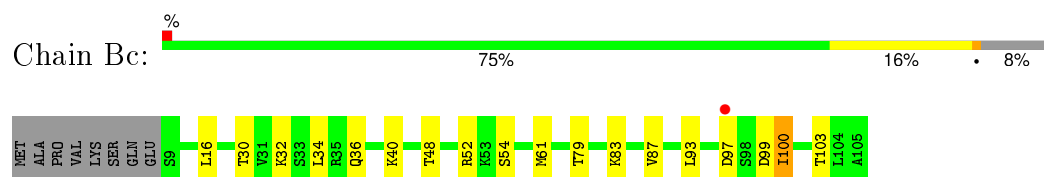
- Molecule 65: 60S ribosomal protein L29



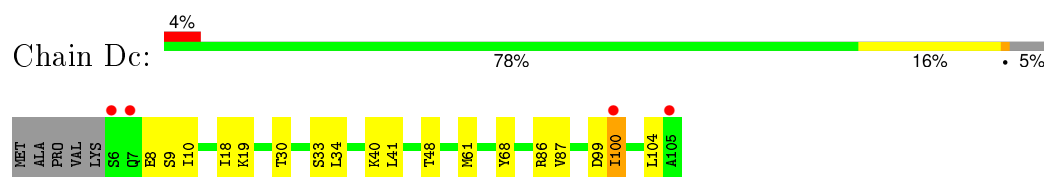
- Molecule 65: 60S ribosomal protein L29



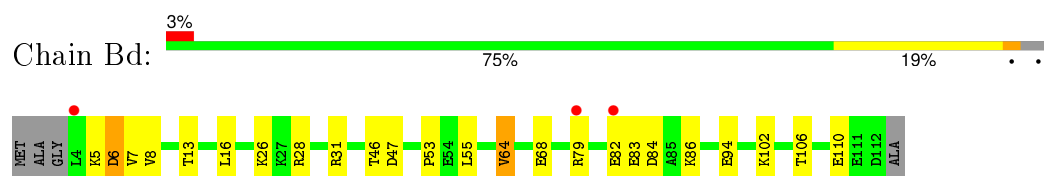
- Molecule 66: 60S ribosomal protein L30



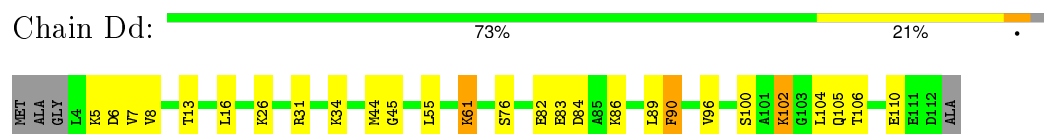
- Molecule 66: 60S ribosomal protein L30



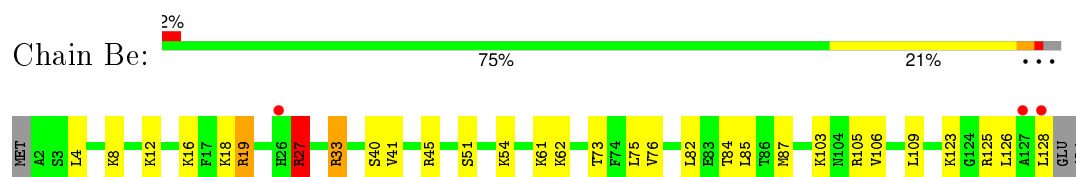
- Molecule 67: 60S ribosomal protein L31-A



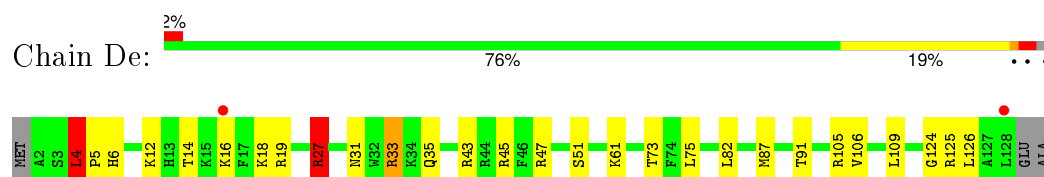
- Molecule 67: 60S ribosomal protein L31-A



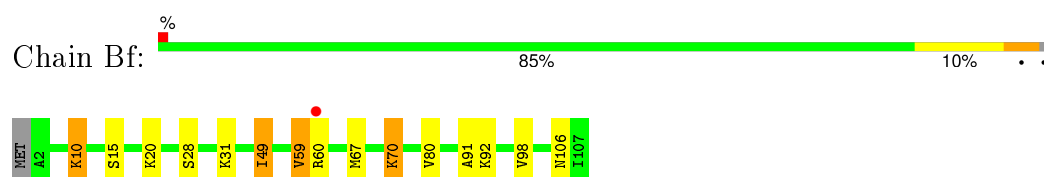
- Molecule 68: 60S ribosomal protein L32




- Molecule 68: 60S ribosomal protein L32



- Molecule 69: 60S ribosomal protein L33-A



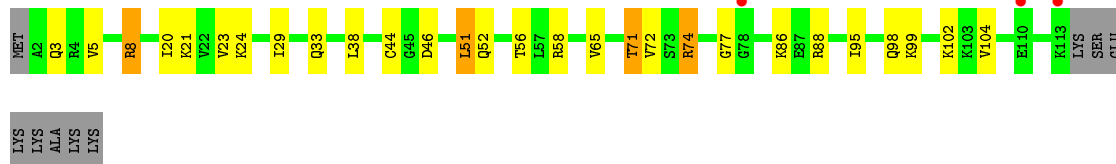
- Molecule 69: 60S ribosomal protein L33-A

Chain Df:  85% 12% ..



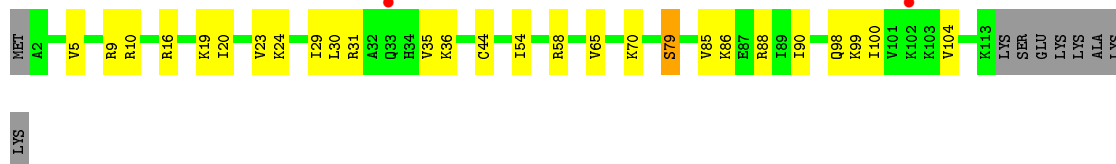
- Molecule 70: 60S ribosomal protein L34-A

Chain Bg:  2% 69% 20% • 7%



- Molecule 70: 60S ribosomal protein L34-A

Chain Dg:  2% 70% 21% • 7%




- Molecule 71: 60S ribosomal protein L35-A

Chain Bh:  % 72% 26% ..



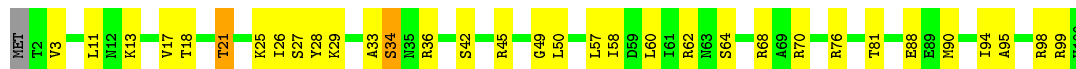
- Molecule 71: 60S ribosomal protein L35-A

Chain Dh:  2% 76% 22% ..

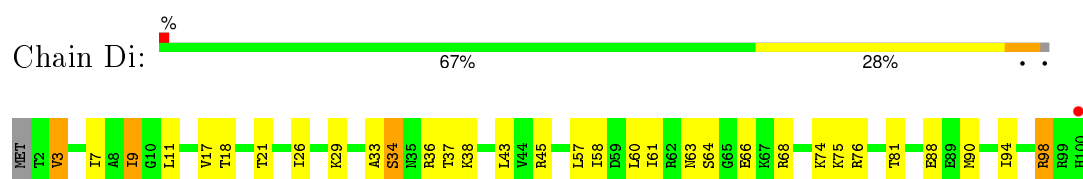


- Molecule 72: 60S ribosomal protein L36-A

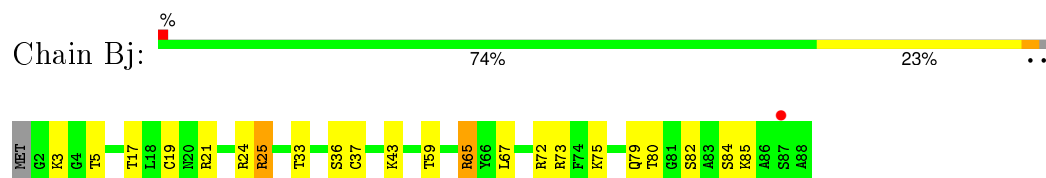
Chain Bi:  66% 31% ..



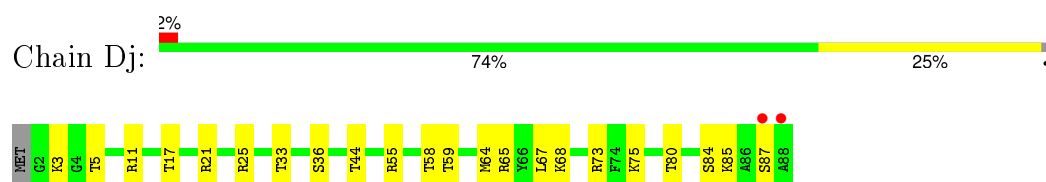
- Molecule 72: 60S ribosomal protein L36-A



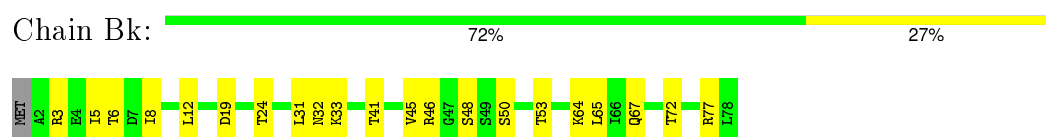
- Molecule 73: 60S ribosomal protein L37-A



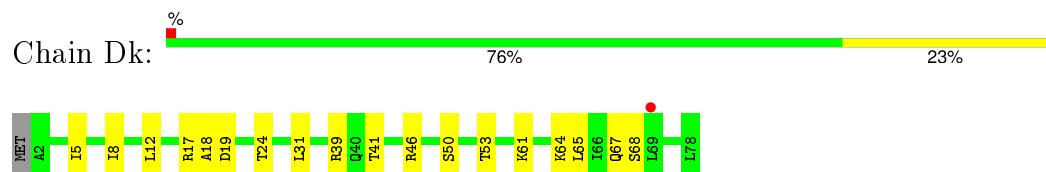
- Molecule 73: 60S ribosomal protein L37-A



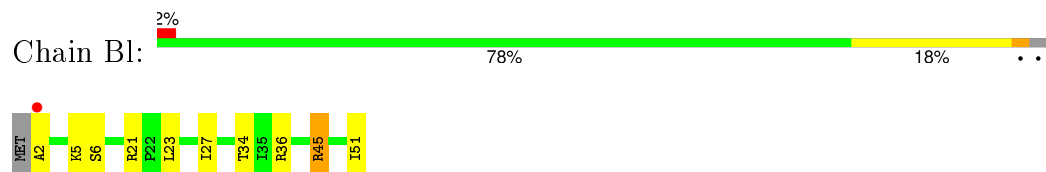
- Molecule 74: 60S ribosomal protein L38



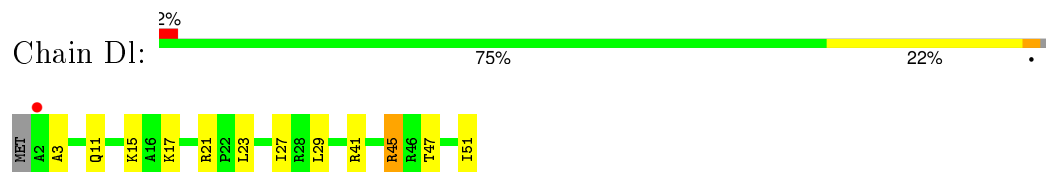
- Molecule 74: 60S ribosomal protein L38



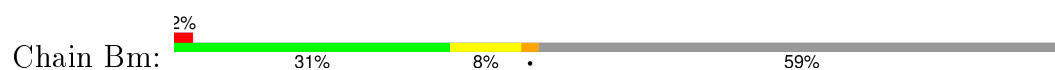
- Molecule 75: 60S ribosomal protein L39



- Molecule 75: 60S ribosomal protein L39



- Molecule 76: 60S ribosomal protein L40



MET GLN ILE PHE VAL LYS THR THR THR GLY THR THR THR LEU GLY VAL VAL GLU SER SER ASP THR THR ASP ASN VAL LYS SER LYS ILE ILE GLN ASP LYS GLY GLY ILE PRO PRO ASP GLN GLN ARG ARG LEU ILE PHE PHE GLY LYS LYS LEU GLU ASP ARG THR SER ASP TYR ASN

ILE GLN LYS SER THR LEU HIS VAL VAL ARG ARG ARG GLY I77 I78 E79 K83 A84 L85 R106 A107 T108 K112 R113 R114 C115 L127 K128

- Molecule 76: 60S ribosomal protein L40



MET GLN ILE PHE VAL LYS THR THR THR GLY THR THR THR LEU GLY VAL VAL GLU SER SER ASP THR THR ASP ASN VAL LYS SER SER LYS ILE ILE GLN ASP LYS GLY GLY ILE PRO PRO ASP GLN GLN ARG ARG LEU ILE PHE PHE GLY LYS LYS LEU GLU ASP ARG THR SER ASP TYR ASN

ILE GLN LYS SER THR LEU HIS VAL VAL ARG ARG ARG GLY I77 I78 E79 K83 A84 L85 K88 C91 D92 K93 R97 R106 K112 R113 K114 K126 L127 K128

- Molecule 77: 60S ribosomal protein L41-A



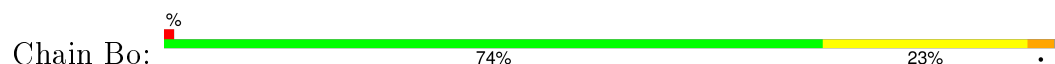
H1 R4 R5 R6 R9 R10 R11 K16 K19 R20 R21 R25

- Molecule 77: 60S ribosomal protein L41-A



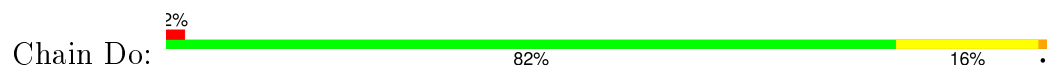
H1 R6 R9 L13 K16 R21 A22 R23 S24 R25

- Molecule 78: 60S ribosomal protein L42-A



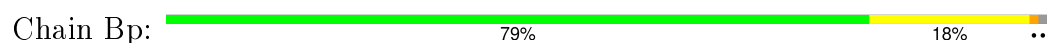
MET V2 N3 R8 K15 T16 C17 T26 K29 S34 L35 Q47 K60 K66 L72 E73 C74 V75 K76 C77 K78 T79 R80 L83 T84 R87 L93 G94 Q99 K100 L104 Q105 F106

- Molecule 78: 60S ribosomal protein L42-A



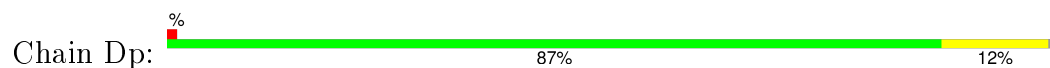
MET V2 T7 R8 R13 G31 R41 K46 Q47 T54 K61 A62 K63 R71 K78 T79 L83 T84 K89 L93 L104 Q105 F106

- Molecule 79: 60S ribosomal protein L43-A

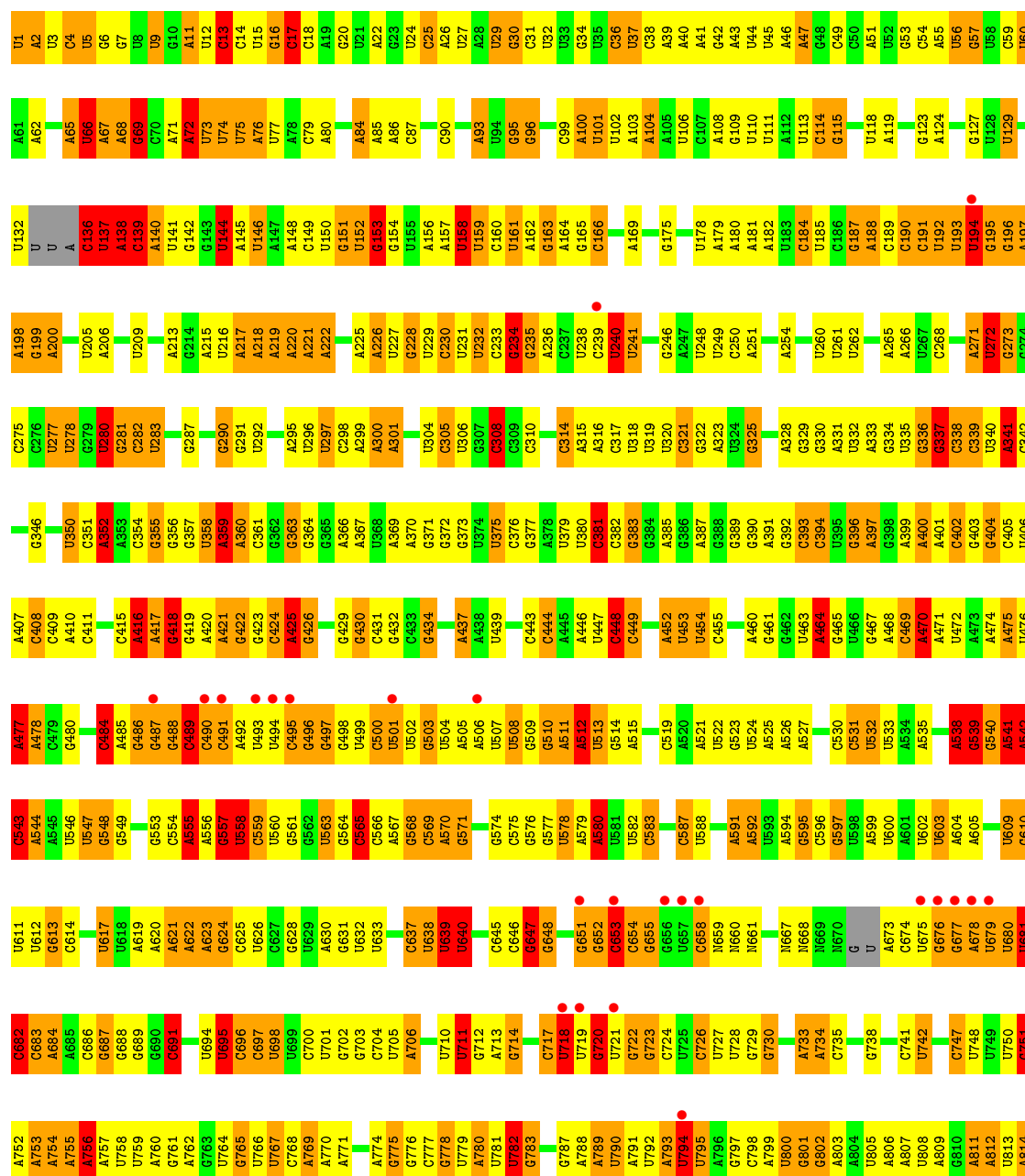





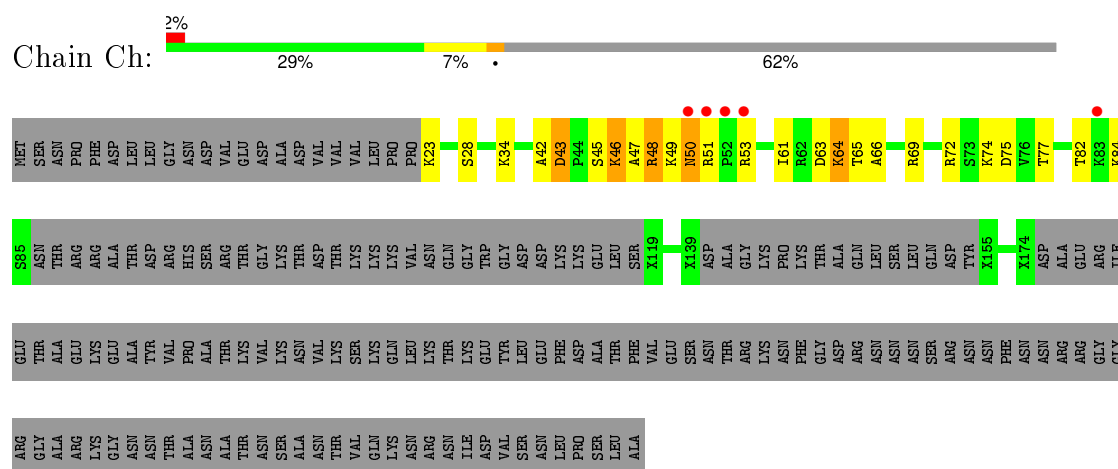
- Molecule 79: 60S ribosomal protein L43-A



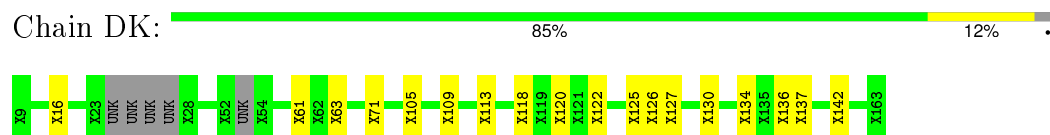
- Molecule 80: 18S rRNA



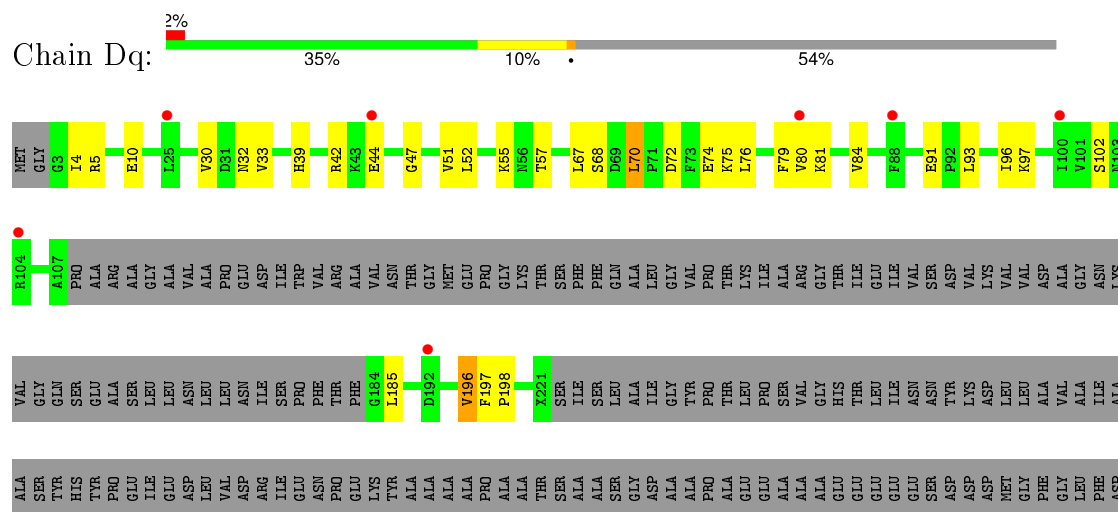




- Molecule 82: Ribosomal protein L12



- Molecule 83: 60S acidic ribosomal protein P0



- Molecule 84: Ribosomal protein P1 alpha



There are no outlier residues recorded for this chain.

- Molecule 85: Ribosomal protein P2 beta



There are no outlier residues recorded for this chain.

4 Data and refinement statistics

Property	Value	Source
Space group	P 1 21 1	Depositor
Cell constants a, b, c, α , β , γ	436.43Å 288.22Å 305.08Å 90.00° 98.99° 90.00°	Depositor
Resolution (Å)	300.00 – 3.00 301.33 – 2.90	Depositor EDS
% Data completeness (in resolution range)	2.0 (300.00-3.00) 99.9 (301.33-2.90)	Depositor EDS
R_{merge}	(Not available)	Depositor
R_{sym}	(Not available)	Depositor
$\langle I/\sigma(I) \rangle$ ¹	1.52 (at 2.91Å)	Xtriage
Refinement program	PHENIX	Depositor
R, R_{free}	0.181 , 0.229 0.192 , 0.229	Depositor DCC
R_{free} test set	29631 reflections (2.04%)	DCC
Wilson B-factor (Å ²)	68.6	Xtriage
Anisotropy	0.203	Xtriage
Bulk solvent k_{sol} (e/Å ³), B_{sol} (Å ²)	0.29 , 74.8	EDS
Estimated twinning fraction	No twinning to report.	Xtriage
L-test for twinning ²	$\langle L \rangle = 0.48$, $\langle L^2 \rangle = 0.31$	Xtriage
Outliers	0 of 1639309 reflections	Xtriage
F_o, F_c correlation	0.94	EDS
Total number of atoms	416785	wwPDB-VP
Average B, all atoms (Å ²)	80.0	wwPDB-VP

Xtriage's analysis on translational NCS is as follows: *The largest off-origin peak in the Patterson function is 1.46% of the height of the origin peak. No significant pseudotranslation is detected.*

¹Intensities estimated from amplitudes.

²Theoretical values of $\langle |L| \rangle$, $\langle L^2 \rangle$ for acentric reflections are 0.5, 0.375 respectively for untwinned datasets, and 0.333, 0.2 for perfectly twinned datasets.

5 Model quality ⓘ

5.1 Standard geometry ⓘ

Bond lengths and bond angles in the following residue types are not validated in this section: ZN, OHX, MG

The Z score for a bond length (or angle) is the number of standard deviations the observed value is removed from the expected value. A bond length (or angle) with $|Z| > 5$ is considered an outlier worth inspection. RMSZ is the root-mean-square of all Z scores of the bond lengths (or angles).

Mol	Chain	Bond lengths		Bond angles	
		RMSZ	# $ Z > 5$	RMSZ	# $ Z > 5$
1	A2	0.92	36/42128 (0.1%)	1.49	822/65642 (1.3%)
2	AA	0.54	0/1617	0.80	0/2215
2	CA	0.64	0/1623	0.88	0/2222
3	AB	0.45	0/1735	0.81	0/2335
3	CB	0.61	0/1748	0.80	1/2352 (0.0%)
4	AC	0.60	0/1665	0.77	0/2263
4	CC	0.70	0/1665	0.93	6/2263 (0.3%)
5	AD	0.59	0/1759	0.74	0/2368
5	CD	0.54	0/1759	0.76	1/2368 (0.0%)
6	AE	0.57	0/2109	0.86	1/2839 (0.0%)
6	CE	0.70	0/2109	0.94	2/2839 (0.1%)
7	AF	0.49	0/1629	0.72	0/2202
7	CF	0.62	0/1629	0.86	2/2202 (0.1%)
8	AG	0.55	0/1823	0.75	0/2439
8	CG	0.68	0/1779	0.87	2/2379 (0.1%)
9	AH	0.52	0/1506	0.77	0/2028
9	CH	0.59	0/1516	0.85	0/2043
10	AI	0.68	0/1514	0.89	3/2021 (0.1%)
10	CI	0.75	0/1514	0.99	2/2021 (0.1%)
11	AJ	0.59	0/1519	0.81	1/2035 (0.0%)
11	CJ	0.70	0/1519	0.91	3/2035 (0.1%)
12	AK	0.55	0/789	0.83	3/1067 (0.3%)
12	CK	0.51	0/776	0.83	3/1047 (0.3%)
13	AL	0.70	0/1239	0.81	0/1673
13	CL	0.76	0/1194	0.98	5/1610 (0.3%)
14	AM	0.49	0/898	0.76	0/1220
14	CM	0.44	0/898	0.77	2/1220 (0.2%)
15	AN	0.61	0/1215	0.83	3/1638 (0.2%)
15	CN	0.67	0/1215	0.89	1/1638 (0.1%)
16	AO	0.48	0/901	0.82	1/1217 (0.1%)
16	CO	0.70	0/960	0.92	0/1290
17	AP	0.60	0/998	0.86	2/1341 (0.1%)

Mol	Chain	Bond lengths		Bond angles	
		RMSZ	# Z >5	RMSZ	# Z >5
17	CP	0.57	0/1060	0.83	0/1426
18	AQ	0.56	0/1125	0.85	3/1510 (0.2%)
18	CQ	0.66	0/1131	0.85	1/1518 (0.1%)
19	AR	0.54	0/935	0.82	0/1254
19	CR	0.60	0/914	0.86	0/1224
20	AS	0.59	0/1211	0.80	0/1628
20	CS	0.63	0/1211	0.92	3/1628 (0.2%)
21	AT	0.57	0/1130	0.81	0/1517
21	CT	0.66	0/1130	0.86	3/1517 (0.2%)
22	AU	0.55	0/865	0.76	0/1169
22	CU	0.62	0/892	0.86	0/1205
23	AV	0.52	0/693	0.75	0/935
23	CV	0.65	0/693	0.86	0/935
24	AW	0.65	0/1038	0.86	3/1395 (0.2%)
24	CW	0.81	0/1038	0.89	1/1395 (0.1%)
25	AX	0.72	0/1139	0.91	2/1518 (0.1%)
25	CX	0.86	0/1139	0.99	3/1518 (0.2%)
26	AY	0.56	0/1087	0.77	1/1449 (0.1%)
26	CY	0.65	0/1087	0.84	0/1449
27	AZ	0.49	0/571	0.85	1/768 (0.1%)
27	CZ	0.51	0/566	0.80	1/761 (0.1%)
28	Aa	0.54	0/782	0.77	0/1047
28	Ca	0.63	0/782	0.84	0/1047
29	Ab	0.53	0/620	0.82	1/838 (0.1%)
29	Cb	0.55	0/620	0.87	0/838
30	Ac	0.43	0/499	0.72	0/670
30	Cc	0.53	0/499	0.84	0/670
31	Ad	0.71	1/452 (0.2%)	0.94	1/600 (0.2%)
31	Cd	0.77	1/452 (0.2%)	0.94	1/600 (0.2%)
32	Ae	0.50	0/483	0.71	0/643
32	Ce	0.62	0/499	0.89	1/665 (0.2%)
33	Af	0.53	0/404	0.99	2/542 (0.4%)
33	Cf	0.46	0/404	0.84	0/542
34	Ag	0.49	0/2490	0.70	0/3389
34	Cg	0.51	0/2495	0.69	0/3395
35	Ah	0.86	2/925 (0.2%)	0.87	2/1240 (0.2%)
36	A1	1.42	515/75394 (0.7%)	1.91	3591/117545 (3.1%)
36	A5	1.46	607/75414 (0.8%)	1.88	3500/117575 (3.0%)
37	A3	1.15	5/2883 (0.2%)	1.59	68/4491 (1.5%)
37	A7	1.38	13/2883 (0.5%)	1.80	121/4491 (2.7%)
38	A4	1.31	18/3746 (0.5%)	1.79	159/5832 (2.7%)
38	A8	1.16	4/3746 (0.1%)	1.70	130/5832 (2.2%)
39	BA	0.84	0/1948	1.01	5/2617 (0.2%)

Mol	Chain	Bond lengths		Bond angles	
		RMSZ	# Z >5	RMSZ	# Z >5
39	DA	0.87	1/1946 (0.1%)	1.05	4/2614 (0.2%)
40	BB	0.92	3/3146 (0.1%)	1.05	11/4228 (0.3%)
40	DB	1.02	4/3146 (0.1%)	1.11	13/4228 (0.3%)
41	BC	0.96	3/2800 (0.1%)	1.14	17/3790 (0.4%)
41	DC	0.87	0/2800	1.07	11/3790 (0.3%)
42	BD	0.71	2/2425 (0.1%)	0.87	1/3271 (0.0%)
42	DD	0.89	1/2408 (0.0%)	0.96	3/3248 (0.1%)
43	BE	0.88	0/1260	1.02	3/1694 (0.2%)
43	DE	0.90	1/1269 (0.1%)	1.00	3/1705 (0.2%)
44	BF	0.96	1/1821 (0.1%)	1.06	7/2451 (0.3%)
44	DF	0.99	1/1828 (0.1%)	1.04	6/2461 (0.2%)
45	BG	0.64	0/1836	0.82	1/2481 (0.0%)
45	DG	0.64	0/1795	0.81	1/2429 (0.0%)
46	BH	0.80	0/1539	0.97	5/2073 (0.2%)
46	DH	0.97	2/1539 (0.1%)	1.01	1/2073 (0.0%)
47	BI	0.90	2/1741 (0.1%)	0.97	5/2335 (0.2%)
47	DI	0.92	1/1758 (0.1%)	1.08	12/2358 (0.5%)
48	BJ	0.65	0/1374	0.85	1/1842 (0.1%)
48	DJ	0.81	1/1374 (0.1%)	0.99	4/1842 (0.2%)
49	BL	0.89	0/1568	1.02	8/2106 (0.4%)
49	DL	0.82	0/1573	1.04	6/2113 (0.3%)
50	BM	0.88	0/1068	0.91	0/1438
50	DM	0.95	0/1074	1.01	4/1446 (0.3%)
51	BN	0.88	0/1757	1.05	5/2354 (0.2%)
51	DN	0.83	1/1757 (0.1%)	1.00	6/2354 (0.3%)
52	BO	0.92	10/3160 (0.3%)	1.16	10/4208 (0.2%)
52	DO	0.98	11/3159 (0.3%)	1.02	25/4205 (0.6%)
53	BP	0.97	2/1443 (0.1%)	1.02	3/1944 (0.2%)
53	DP	1.05	1/1250 (0.1%)	1.09	5/1683 (0.3%)
54	BQ	0.98	0/1465	1.13	8/1965 (0.4%)
54	DQ	0.89	1/1465 (0.1%)	1.12	8/1965 (0.4%)
55	BR	0.71	1/1538 (0.1%)	0.87	1/2050 (0.0%)
55	DR	0.78	1/1538 (0.1%)	0.87	3/2050 (0.1%)
56	BS	0.89	0/1481	1.06	9/1990 (0.5%)
56	DS	1.02	0/1481	1.09	7/1990 (0.4%)
57	BT	0.93	0/1300	0.98	1/1743 (0.1%)
57	DT	1.01	2/1300 (0.2%)	1.01	1/1743 (0.1%)
58	BU	0.52	0/812	0.70	0/1099
58	DU	0.56	0/794	0.77	0/1076
59	BV	0.86	0/1018	1.03	3/1369 (0.2%)
59	DV	0.98	0/1018	1.09	4/1369 (0.3%)
60	BW	0.68	0/712	0.86	1/958 (0.1%)
60	DW	0.80	0/1052	0.90	1/1398 (0.1%)

Mol	Chain	Bond lengths		Bond angles	
		RMSZ	# Z >5	RMSZ	# Z >5
61	BX	0.73	0/979	0.87	0/1321
61	DX	0.72	0/974	0.86	0/1314
62	BY	0.78	0/1004	1.10	5/1341 (0.4%)
62	DY	0.79	1/1004 (0.1%)	0.98	2/1341 (0.1%)
63	BZ	0.59	0/1118	0.81	1/1497 (0.1%)
63	DZ	0.55	0/1118	0.83	2/1497 (0.1%)
64	Ba	0.97	2/1204 (0.2%)	1.16	7/1612 (0.4%)
64	Da	0.94	2/1204 (0.2%)	1.14	9/1612 (0.6%)
65	Bb	0.83	0/473	0.85	0/629
65	Db	0.91	0/473	1.14	1/629 (0.2%)
66	Bc	0.59	0/751	0.73	0/1008
66	Dc	0.61	0/775	0.77	0/1040
67	Bd	0.73	0/890	0.89	1/1196 (0.1%)
67	Dd	0.94	2/897 (0.2%)	0.95	1/1205 (0.1%)
68	Be	1.02	2/1041 (0.2%)	1.19	9/1394 (0.6%)
68	De	1.03	0/1041	1.27	11/1394 (0.8%)
69	Bf	1.19	4/868 (0.5%)	1.08	2/1168 (0.2%)
69	Df	1.12	1/868 (0.1%)	1.09	3/1168 (0.3%)
70	Bg	0.70	0/890	0.98	4/1189 (0.3%)
70	Dg	0.72	0/890	0.92	0/1189
71	Bh	0.83	0/978	0.94	2/1301 (0.2%)
71	Dh	0.67	0/974	0.80	0/1297
72	Bi	0.77	0/778	0.98	1/1034 (0.1%)
72	Di	0.67	0/777	0.85	0/1033
73	Bj	0.98	2/696 (0.3%)	1.19	6/923 (0.7%)
73	Dj	0.87	0/696	1.04	3/923 (0.3%)
74	Bk	0.59	0/618	0.75	0/826
74	Dk	0.50	0/614	0.70	0/822
75	Bl	0.90	1/443 (0.2%)	1.07	1/588 (0.2%)
75	Dl	0.90	0/443	1.02	1/588 (0.2%)
76	Bm	0.89	1/423 (0.2%)	0.97	1/562 (0.2%)
76	Dm	1.08	2/423 (0.5%)	1.13	1/562 (0.2%)
77	Bn	0.78	0/234	1.18	2/300 (0.7%)
77	Dn	0.90	0/234	1.15	1/300 (0.3%)
78	Bo	0.87	1/860 (0.1%)	0.97	2/1136 (0.2%)
78	Do	0.83	0/860	0.88	1/1136 (0.1%)
79	Bp	0.80	0/701	0.96	1/934 (0.1%)
79	Dp	0.86	0/701	0.98	1/934 (0.1%)
80	A6	1.13	97/42174 (0.2%)	1.61	1103/65711 (1.7%)
81	Ch	0.64	0/480	0.85	0/642
83	Dq	0.54	0/977	0.75	1/1313 (0.1%)
All	All	1.11	1373/432157 (0.3%)	1.51	9884/634038 (1.6%)

Chiral center outliers are detected by calculating the chiral volume of a chiral center and verifying if the center is modelled as a planar moiety or with the opposite hand. A planarity outlier is detected by checking planarity of atoms in a peptide group, atoms in a mainchain group or atoms of a sidechain that are expected to be planar.

Mol	Chain	#Chirality outliers	#Planarity outliers
2	CA	0	1
3	AB	0	1
5	CD	0	1
7	CF	0	2
9	AH	0	1
11	CJ	0	3
13	AL	0	1
16	AO	0	1
16	CO	0	1
17	CP	0	1
18	CQ	0	1
19	AR	0	2
22	CU	0	1
25	CX	0	1
27	AZ	0	3
27	CZ	0	2
29	Ab	0	1
33	Af	0	2
33	Cf	0	2
35	Ah	0	1
36	A1	0	3
36	A5	0	1
39	DA	0	2
40	BB	0	1
41	BC	0	1
41	DC	0	1
42	DD	0	1
43	BE	0	2
43	DE	0	1
44	BF	0	1
44	DF	0	2
45	BG	0	3
46	BH	0	1
48	BJ	0	1
52	BO	0	2
52	DO	0	2
56	DS	0	1
57	BT	0	1
59	DV	0	1

Continued on next page...

Continued from previous page...

Mol	Chain	#Chirality outliers	#Planarity outliers
62	DY	0	1
63	DZ	0	1
64	Da	0	3
65	Bb	0	2
65	Db	0	1
67	Bd	0	1
78	Bo	0	1
All	All	0	67

All (1373) bond length outliers are listed below:

Mol	Chain	Res	Type	Atoms	Z	Observed(Å)	Ideal(Å)
52	BO	3[A]	VAL	C-N	26.80	1.95	1.34
36	A1	2777	G	C5-C6	-23.22	1.19	1.42
52	DO	197[B]	PHE	C-N	-21.96	0.93	1.33
52	DO	182[B]	SER	C-N	18.04	1.75	1.34
36	A5	1152	G	N9-C8	15.01	1.48	1.37
36	A5	1152	G	N9-C4	-14.78	1.26	1.38
52	BO	197[B]	PHE	C-N	-14.63	1.06	1.33
35	Ah	134	ASP	CG-OD1	13.92	1.57	1.25
36	A5	1152	G	C2-N3	-13.38	1.22	1.32
36	A1	3242	G	N9-C4	-13.12	1.27	1.38
36	A1	2777	G	C8-N7	-13.09	1.23	1.30
35	Ah	134	ASP	CG-OD2	12.58	1.54	1.25
36	A1	3242	G	C2-N3	-11.79	1.23	1.32
52	DO	23[B]	ILE	C-N	-11.03	1.08	1.34
80	A6	337	G	C2-N2	10.65	1.45	1.34
36	A1	2993	G	N9-C4	-10.48	1.29	1.38
52	BO	13[B]	ASP	C-N	10.23	1.57	1.34
40	BB	7	GLU	CG-CD	9.97	1.67	1.51
52	DO	3[B]	SER	C-N	9.61	1.56	1.34
52	BO	40[B]	ALA	C-N	-9.49	1.12	1.34
36	A5	3216	G	N7-C5	-9.44	1.33	1.39
36	A1	2714	G	N9-C4	-9.34	1.30	1.38
36	A1	942	U	C2-N3	-9.30	1.31	1.37
36	A1	39	A	N7-C5	-9.25	1.33	1.39
40	BB	7	GLU	CB-CG	9.23	1.69	1.52
36	A1	2777	G	C5-C4	-9.20	1.31	1.38
36	A1	2278	C	C2-O2	-9.19	1.16	1.24
36	A5	2941	A	N9-C4	-9.16	1.32	1.37
80	A6	163	G	N9-C4	-9.06	1.30	1.38
36	A5	2914	G	P-OP2	-9.06	1.33	1.49

Continued on next page...

Continued from previous page...

Mol	Chain	Res	Type	Atoms	Z	Observed(Å)	Ideal(Å)
36	A5	1434	G	N7-C5	-9.05	1.33	1.39
36	A5	1449	A	N9-C4	-9.03	1.32	1.37
36	A1	1377	G	N1-C2	-8.96	1.30	1.37
36	A5	652	G	N1-C2	-8.88	1.30	1.37
80	A6	337	G	C8-N7	-8.88	1.25	1.30
36	A1	2714	G	N9-C8	8.83	1.44	1.37
36	A5	1450	G	C8-N7	-8.74	1.25	1.30
36	A1	3181	C	N3-C4	-8.72	1.27	1.33
36	A5	953	G	C5-C4	-8.71	1.32	1.38
36	A1	2419	A	N9-C4	-8.68	1.32	1.37
36	A5	367	A	N9-C4	-8.65	1.32	1.37
36	A1	1592	G	C6-O6	-8.58	1.16	1.24
52	DO	80[B]	LEU	C-N	8.57	1.53	1.34
36	A1	2867	C	N3-C4	-8.51	1.27	1.33
52	BO	22[B]	THR	C-N	8.49	1.53	1.34
36	A1	2777	G	N1-C2	-8.48	1.30	1.37
36	A5	3088	G	C6-O6	-8.43	1.16	1.24
36	A5	2278	C	C2-O2	-8.32	1.17	1.24
36	A1	49	A	N9-C4	-8.26	1.32	1.37
36	A5	2899	C	N3-C4	-8.26	1.28	1.33
80	A6	1652	C	N3-C4	-8.23	1.28	1.33
36	A1	2800	G	P-OP1	-8.20	1.35	1.49
36	A5	2191	U	C4-C5	-8.19	1.36	1.43
36	A5	1178	G	P-OP2	-8.17	1.35	1.49
80	A6	65	A	N9-C4	-8.17	1.32	1.37
1	A2	553	G	C6-N1	8.12	1.45	1.39
36	A5	1887	A	N9-C4	-8.12	1.32	1.37
36	A1	2356	A	N9-C4	-8.11	1.32	1.37
80	A6	337	G	N1-C2	8.08	1.44	1.37
36	A5	2393	G	C8-N7	-8.08	1.26	1.30
36	A5	2726	C	N3-C4	-8.06	1.28	1.33
80	A6	337	G	C2-N3	8.06	1.39	1.32
36	A5	2817	A	P-OP1	-8.02	1.35	1.49
36	A5	1152	G	C5-C6	-7.99	1.34	1.42
36	A5	2830	G	C6-N1	-7.98	1.33	1.39
36	A5	2280	A	N9-C4	-7.97	1.33	1.37
36	A5	3216	G	N9-C8	-7.97	1.32	1.37
36	A5	1849	C	N3-C4	-7.97	1.28	1.33
39	DA	211	HIS	C-O	7.97	1.38	1.23
36	A5	2314	U	N3-C4	7.95	1.45	1.38
36	A1	2777	G	N7-C5	-7.94	1.34	1.39
36	A5	1152	G	N3-C4	-7.91	1.29	1.35

Continued on next page...

Continued from previous page...

Mol	Chain	Res	Type	Atoms	Z	Observed(Å)	Ideal(Å)
36	A5	3114	A	N9-C4	-7.89	1.33	1.37
36	A1	3242	G	N3-C4	-7.88	1.29	1.35
36	A5	3245	A	N9-C4	-7.88	1.33	1.37
36	A5	1311	G	C5-C4	-7.86	1.32	1.38
36	A5	953	G	N7-C5	-7.84	1.34	1.39
36	A1	652	G	N1-C2	-7.83	1.31	1.37
36	A5	917	A	N7-C5	-7.80	1.34	1.39
38	A4	12	A	N3-C4	-7.80	1.30	1.34
36	A1	2836	C	N3-C4	-7.79	1.28	1.33
80	A6	163	G	N3-C4	-7.77	1.30	1.35
75	B1	2	ALA	CA-CB	-7.77	1.36	1.52
36	A5	519	A	N7-C5	-7.75	1.34	1.39
36	A5	2703	A	N7-C5	-7.74	1.34	1.39
36	A5	631	U	C2-N3	-7.71	1.32	1.37
36	A5	2945	G	P-O5'	-7.71	1.52	1.59
80	A6	1595	U	C2-N3	-7.70	1.32	1.37
36	A5	1902	G	C5-C4	-7.69	1.32	1.38
36	A1	816	A	N3-C4	7.67	1.39	1.34
36	A1	317	A	N7-C5	-7.66	1.34	1.39
36	A1	1164	G	C6-N1	-7.66	1.34	1.39
36	A5	41	G	P-OP1	-7.66	1.35	1.49
57	DT	104	GLU	CB-CG	7.65	1.66	1.52
36	A1	966	U	C4-O4	-7.65	1.17	1.23
36	A5	345	G	N1-C2	-7.64	1.31	1.37
36	A5	1434	G	N9-C8	-7.63	1.32	1.37
36	A5	2804	A	N9-C4	-7.62	1.33	1.37
36	A1	1492	G	N9-C4	7.62	1.44	1.38
36	A5	2314	U	C2-N3	7.60	1.43	1.37
36	A5	1301	A	N7-C5	-7.59	1.34	1.39
36	A5	970	A	N9-C4	-7.58	1.33	1.37
36	A1	963	G	N7-C5	-7.56	1.34	1.39
80	A6	542	A	N7-C5	-7.55	1.34	1.39
36	A5	3006	A	N3-C4	-7.55	1.30	1.34
36	A5	2335	G	N3-C4	-7.54	1.30	1.35
36	A5	2272	G	C5-C4	-7.54	1.33	1.38
52	DO	84[B]	ILE	C-N	7.54	1.51	1.34
80	A6	1773	C	C4-N4	7.53	1.40	1.33
52	BO	182[B]	SER	C-N	-7.53	1.16	1.34
36	A1	895	A	N9-C8	7.53	1.43	1.37
36	A1	1507	G	N9-C8	-7.52	1.32	1.37
36	A1	970	A	N9-C4	-7.51	1.33	1.37
36	A1	2952	G	N9-C4	-7.51	1.31	1.38

Continued on next page...

Continued from previous page...

Mol	Chain	Res	Type	Atoms	Z	Observed(Å)	Ideal(Å)
36	A1	282	G	N7-C5	-7.50	1.34	1.39
36	A5	1307	G	P-O5'	-7.48	1.52	1.59
54	DQ	171	LYS	CE-NZ	7.47	1.67	1.49
36	A1	659	G	N1-C2	-7.43	1.31	1.37
36	A5	960	U	N1-C2	7.43	1.45	1.38
36	A5	2191	U	C4-O4	-7.43	1.17	1.23
36	A1	2919	A	N9-C4	-7.41	1.33	1.37
36	A5	934	G	P-OP1	-7.40	1.36	1.49
36	A1	1886	A	N9-C4	-7.40	1.33	1.37
41	BC	94	CYS	CB-SG	-7.40	1.69	1.82
80	A6	1535	U	C2-N3	-7.39	1.32	1.37
36	A5	1303	A	C5-C4	-7.39	1.33	1.38
36	A1	35	A	N9-C4	-7.39	1.33	1.37
36	A5	2134	G	N1-C2	-7.39	1.31	1.37
36	A1	2777	G	N9-C4	-7.38	1.32	1.38
36	A5	1902	G	P-OP1	-7.36	1.36	1.49
36	A5	953	G	N9-C8	-7.36	1.32	1.37
36	A5	2948	C	N3-C4	-7.35	1.28	1.33
36	A1	2697	A	C6-N6	-7.34	1.28	1.33
36	A5	2385	G	N9-C4	-7.32	1.32	1.38
36	A5	3245	A	C5-C6	-7.32	1.34	1.41
36	A5	1443	G	C2-N3	-7.31	1.26	1.32
69	Bf	70	LYS	CE-NZ	7.29	1.67	1.49
36	A1	929	A	N3-C4	-7.29	1.30	1.34
36	A5	1374	G	N1-C2	-7.29	1.31	1.37
36	A1	644	G	N7-C5	-7.28	1.34	1.39
36	A1	2611	U	C4-O4	-7.28	1.17	1.23
78	Bo	77	CYS	CB-SG	-7.28	1.69	1.82
36	A1	799	G	N3-C4	-7.27	1.30	1.35
36	A5	345	G	C6-N1	-7.27	1.34	1.39
36	A5	2919	A	C6-N1	-7.26	1.30	1.35
36	A5	1515	A	C5-C6	-7.24	1.34	1.41
52	BO	27[B]	VAL	C-N	7.24	1.50	1.34
36	A1	637	C	N1-C6	-7.23	1.32	1.37
36	A1	644	G	C6-O6	7.23	1.30	1.24
36	A1	1308	A	P-OP2	-7.22	1.36	1.49
36	A1	660	A	C6-N6	-7.21	1.28	1.33
36	A5	3122	A	N3-C4	-7.21	1.30	1.34
36	A5	2141	U	P-OP2	-7.20	1.36	1.49
36	A5	2943	G	N7-C5	-7.18	1.34	1.39
36	A1	816	A	N9-C4	7.17	1.42	1.37
36	A1	1430	U	P-OP1	-7.17	1.36	1.49

Continued on next page...

Continued from previous page...

Mol	Chain	Res	Type	Atoms	Z	Observed(Å)	Ideal(Å)
36	A1	339	C	N3-C4	-7.17	1.28	1.33
36	A1	2679	A	N9-C4	-7.16	1.33	1.37
36	A5	2949	U	P-OP1	-7.16	1.36	1.49
36	A5	1849	C	C2-N3	-7.15	1.30	1.35
37	A7	85	G	N1-C2	-7.15	1.32	1.37
36	A5	2364	G	C6-N1	-7.14	1.34	1.39
1	A2	377	G	N9-C4	-7.14	1.32	1.38
36	A5	644	G	N7-C5	-7.13	1.34	1.39
36	A5	1430	U	P-OP1	-7.12	1.36	1.49
80	A6	609	U	N3-C4	-7.09	1.32	1.38
36	A5	1112	A	N7-C5	-7.08	1.35	1.39
36	A5	2837	A	C5-C4	-7.07	1.33	1.38
36	A1	661	G	N7-C5	-7.07	1.35	1.39
36	A5	2689	A	N3-C4	-7.07	1.30	1.34
36	A1	1304	A	N9-C4	-7.07	1.33	1.37
36	A1	1099	A	N9-C4	-7.06	1.33	1.37
36	A5	1159	A	N9-C4	-7.05	1.33	1.37
37	A7	96	U	C2-O2	-7.05	1.16	1.22
38	A8	20	U	C4-O4	-7.05	1.18	1.23
80	A6	100	A	P-OP2	-7.04	1.36	1.49
36	A1	631	U	C2-O2	-7.03	1.16	1.22
36	A5	1110	U	C4-O4	-7.03	1.18	1.23
36	A5	420	G	N7-C5	-7.03	1.35	1.39
36	A5	2364	G	N3-C4	-7.02	1.30	1.35
36	A1	2640	A	C6-N1	-7.01	1.30	1.35
37	A3	89	G	N7-C5	-7.01	1.35	1.39
36	A1	889	U	C2-N3	-7.00	1.32	1.37
36	A5	1887	A	N7-C5	-7.00	1.35	1.39
36	A5	726	G	C5-C6	-7.00	1.35	1.42
64	Ba	24	LYS	CE-NZ	6.99	1.66	1.49
36	A1	1301	A	N7-C5	-6.98	1.35	1.39
80	A6	397	A	N9-C4	-6.97	1.33	1.37
36	A5	3180	A	N3-C4	-6.97	1.30	1.34
80	A6	1744	A	N9-C4	-6.95	1.33	1.37
36	A5	1200	A	N3-C4	-6.95	1.30	1.34
36	A5	2361	A	N9-C4	6.95	1.42	1.37
80	A6	1105	C	N1-C6	-6.95	1.32	1.37
36	A5	2887	A	P-OP2	-6.95	1.37	1.49
36	A1	148	G	N7-C5	-6.94	1.35	1.39
36	A5	2434	U	N3-C4	-6.94	1.32	1.38
38	A4	28	C	N3-C4	-6.93	1.29	1.33
36	A1	2279	A	C5-C6	-6.93	1.34	1.41

Continued on next page...

Continued from previous page...

Mol	Chain	Res	Type	Atoms	Z	Observed(Å)	Ideal(Å)
36	A5	971	G	C5-C4	-6.93	1.33	1.38
36	A1	3227	A	N9-C4	-6.92	1.33	1.37
36	A5	2335	G	C6-N1	-6.91	1.34	1.39
36	A5	2399	A	N9-C4	-6.91	1.33	1.37
36	A5	1901	A	N7-C5	-6.89	1.35	1.39
36	A5	2138	A	N7-C5	-6.89	1.35	1.39
36	A1	658	G	C8-N7	-6.88	1.26	1.30
36	A5	1184	A	N9-C4	-6.88	1.33	1.37
36	A1	2394	G	C5-C4	-6.88	1.33	1.38
36	A1	3130	A	N7-C5	-6.88	1.35	1.39
36	A1	1153	A	N7-C5	-6.88	1.35	1.39
36	A5	2336	U	C2-N3	-6.87	1.32	1.37
36	A1	970	A	N3-C4	-6.86	1.30	1.34
36	A5	2836	C	C4-C5	6.86	1.48	1.43
1	A2	1456	C	N3-C4	-6.85	1.29	1.33
36	A1	66	A	N9-C4	-6.84	1.33	1.37
36	A5	334	A	C5-C4	-6.84	1.33	1.38
36	A5	340	C	P-OP1	-6.83	1.37	1.49
36	A1	2376	G	N9-C8	-6.83	1.33	1.37
80	A6	1503	A	N9-C8	6.82	1.43	1.37
36	A1	1117	G	C5-C4	-6.82	1.33	1.38
36	A1	2692	A	N9-C4	6.82	1.42	1.37
36	A5	1592	G	N1-C2	-6.82	1.32	1.37
36	A1	345	G	N9-C8	-6.82	1.33	1.37
36	A5	1042	U	C2-N3	-6.82	1.32	1.37
36	A1	1928	G	C2-N3	-6.80	1.27	1.32
36	A5	429	U	C2-N3	-6.79	1.32	1.37
36	A1	1114	U	C2-N3	-6.79	1.33	1.37
36	A5	986	U	C4-C5	-6.78	1.37	1.43
47	BI	14	ASN	CG-ND2	6.75	1.49	1.32
36	A5	2636	A	C6-N1	-6.75	1.30	1.35
36	A5	1449	A	P-OP2	-6.75	1.37	1.49
52	BO	184[B]	ALA	C-N	6.75	1.49	1.34
36	A5	3316	A	N9-C4	-6.74	1.33	1.37
36	A5	930	U	C4-O4	-6.74	1.18	1.23
80	A6	1600	A	N9-C4	-6.73	1.33	1.37
36	A5	1178	G	C2-N3	-6.73	1.27	1.32
37	A7	81	U	C4-O4	-6.72	1.18	1.23
36	A1	2816	G	C5-C4	-6.72	1.33	1.38
80	A6	1119	G	C6-N1	-6.71	1.34	1.39
36	A5	1592	G	C6-N1	-6.71	1.34	1.39
1	A2	1455	G	C6-O6	6.71	1.30	1.24

Continued on next page...

Continued from previous page...

Mol	Chain	Res	Type	Atoms	Z	Observed(Å)	Ideal(Å)
36	A1	922	U	P-OP2	-6.71	1.37	1.49
1	A2	992	A	C2-N3	-6.70	1.27	1.33
36	A1	2188	A	N9-C4	-6.69	1.33	1.37
36	A5	2395	G	C5-C4	-6.69	1.33	1.38
36	A5	847	A	N9-C4	-6.69	1.33	1.37
36	A1	874	U	C2-N3	-6.68	1.33	1.37
36	A1	912	G	C5-C4	-6.68	1.33	1.38
36	A5	3137	C	N1-C6	6.68	1.41	1.37
1	A2	553	G	C6-O6	6.67	1.30	1.24
36	A5	2912	G	N7-C5	-6.67	1.35	1.39
36	A1	1887	A	N9-C4	-6.67	1.33	1.37
36	A1	2409	G	N3-C4	-6.66	1.30	1.35
80	A6	163	G	C5-C6	-6.66	1.35	1.42
36	A5	1371	G	C6-N1	-6.66	1.34	1.39
36	A1	910	G	N7-C5	-6.66	1.35	1.39
36	A1	1326	A	N9-C4	-6.66	1.33	1.37
36	A1	2657	A	N7-C5	-6.65	1.35	1.39
36	A5	1319	G	N7-C5	-6.65	1.35	1.39
36	A1	3216	G	N7-C5	-6.65	1.35	1.39
37	A7	85	G	C6-N1	-6.65	1.34	1.39
36	A1	654	C	N1-C6	-6.64	1.33	1.37
36	A5	2911	A	N7-C5	-6.64	1.35	1.39
36	A5	3006	A	N9-C4	-6.63	1.33	1.37
36	A5	1301	A	C5-C6	-6.63	1.35	1.41
36	A1	653	A	C6-N6	-6.63	1.28	1.33
36	A1	30	G	C6-N1	-6.63	1.34	1.39
36	A1	195	U	C2-O2	-6.63	1.16	1.22
36	A1	2601	A	N9-C4	-6.62	1.33	1.37
36	A1	85	A	N9-C4	-6.62	1.33	1.37
36	A1	2617	U	N3-C4	-6.62	1.32	1.38
80	A6	1773	C	N3-C4	6.61	1.38	1.33
36	A5	3209	A	C5-C4	6.61	1.43	1.38
80	A6	1773	C	C2-N3	6.61	1.41	1.35
80	A6	1119	G	N7-C5	-6.60	1.35	1.39
36	A1	1307	G	N1-C2	-6.60	1.32	1.37
36	A1	45	A	N7-C5	-6.60	1.35	1.39
36	A5	2693	C	C2-N3	-6.59	1.30	1.35
52	DO	158[B]	ASP	C-N	6.59	1.49	1.34
36	A1	643	U	N1-C2	-6.59	1.32	1.38
36	A1	1481	A	N7-C5	-6.59	1.35	1.39
36	A1	3222	U	C2-N3	-6.59	1.33	1.37
36	A5	3362	A	N3-C4	-6.59	1.30	1.34

Continued on next page...

Continued from previous page...

Mol	Chain	Res	Type	Atoms	Z	Observed(Å)	Ideal(Å)
36	A1	942	U	N3-C4	-6.58	1.32	1.38
80	A6	351	C	N1-C6	-6.58	1.33	1.37
36	A5	2853	A	N9-C4	-6.58	1.33	1.37
36	A1	1154	A	N7-C5	-6.58	1.35	1.39
80	A6	337	G	N7-C5	-6.58	1.35	1.39
36	A5	2918	G	N7-C5	-6.58	1.35	1.39
36	A5	267	G	C8-N7	-6.56	1.27	1.30
36	A5	859	G	N1-C2	-6.56	1.32	1.37
52	DO	22[B]	THR	C-N	6.56	1.49	1.34
36	A5	1429	G	C6-N1	-6.56	1.34	1.39
80	A6	53	G	C6-N1	-6.54	1.34	1.39
36	A5	1515	A	C6-N1	-6.54	1.30	1.35
36	A5	91	G	N3-C4	-6.53	1.30	1.35
36	A1	931	C	N3-C4	-6.53	1.29	1.33
36	A5	642	U	N3-C4	-6.53	1.32	1.38
36	A5	1142	G	N7-C5	-6.53	1.35	1.39
36	A1	2899	C	N1-C6	-6.52	1.33	1.37
36	A1	965	A	N3-C4	-6.52	1.30	1.34
36	A5	942	U	P-OP1	-6.51	1.37	1.49
36	A5	1849	C	N1-C6	-6.51	1.33	1.37
36	A5	1307	G	C3'-O3'	6.50	1.51	1.42
36	A5	1833	G	N1-C2	-6.50	1.32	1.37
36	A5	3106	A	N7-C5	-6.49	1.35	1.39
36	A5	1490	A	N7-C5	-6.49	1.35	1.39
36	A1	3306	U	C4-C5	6.49	1.49	1.43
36	A1	884	A	N9-C4	-6.48	1.33	1.37
1	A2	1200	G	C6-N1	6.48	1.44	1.39
36	A1	1394	A	N7-C5	-6.47	1.35	1.39
36	A1	3129	A	N9-C4	-6.47	1.33	1.37
36	A5	637	C	C2-O2	-6.45	1.18	1.24
36	A1	417	A	N9-C4	-6.45	1.33	1.37
36	A5	1487	G	N1-C2	-6.45	1.32	1.37
36	A1	2606	G	N9-C8	-6.44	1.33	1.37
36	A5	1841	A	N7-C5	-6.44	1.35	1.39
36	A5	1370	G	N1-C2	-6.43	1.32	1.37
36	A1	2679	A	N3-C4	-6.43	1.30	1.34
36	A5	813	G	N7-C5	-6.42	1.35	1.39
36	A1	2355	G	N7-C5	-6.42	1.35	1.39
36	A1	2376	G	N7-C5	-6.42	1.35	1.39
36	A1	511	G	C6-N1	-6.41	1.35	1.39
36	A5	420	G	C5-C4	-6.41	1.33	1.38
36	A5	2123	G	C5-C4	-6.41	1.33	1.38

Continued on next page...

Continued from previous page...

Mol	Chain	Res	Type	Atoms	Z	Observed(Å)	Ideal(Å)
80	A6	101	U	P-OP2	-6.40	1.38	1.49
36	A5	2323	G	C6-N1	-6.40	1.35	1.39
36	A5	2987	A	N7-C5	-6.40	1.35	1.39
36	A1	1152	G	P-O5'	-6.40	1.53	1.59
36	A1	812	G	N7-C5	-6.40	1.35	1.39
36	A5	2147	A	C5-C6	-6.39	1.35	1.41
36	A5	1143	A	N9-C4	-6.39	1.34	1.37
36	A5	1117	G	C5-C4	-6.39	1.33	1.38
36	A1	895	A	C5-C4	6.39	1.43	1.38
36	A1	878	G	P-OP2	-6.39	1.38	1.49
36	A1	2364	G	N9-C4	-6.39	1.32	1.38
36	A5	802	C	N1-C6	-6.39	1.33	1.37
1	A2	992	A	N9-C4	-6.38	1.34	1.37
68	Be	41	VAL	CB-CG1	-6.37	1.39	1.52
80	A6	366	A	N9-C4	-6.37	1.34	1.37
36	A1	1606	U	C2-N3	-6.37	1.33	1.37
36	A1	2726	C	N3-C4	-6.37	1.29	1.33
36	A5	2816	G	C5-C4	-6.36	1.33	1.38
36	A1	364	G	N9-C4	-6.36	1.32	1.38
1	A2	1754	A	N9-C4	-6.35	1.34	1.37
36	A1	701	G	C6-O6	-6.35	1.18	1.24
36	A5	3102	G	C6-N1	-6.34	1.35	1.39
36	A1	628	A	N9-C4	-6.34	1.34	1.37
36	A5	342	A	N9-C4	-6.33	1.34	1.37
36	A1	2368	A	C6-N1	-6.33	1.31	1.35
36	A1	1130	A	N7-C5	-6.33	1.35	1.39
36	A5	2937	G	N9-C8	-6.32	1.33	1.37
36	A1	2952	G	C5-C6	-6.32	1.36	1.42
36	A1	940	G	C6-N1	-6.31	1.35	1.39
36	A5	1406	A	N3-C4	-6.31	1.31	1.34
36	A1	2983	C	N3-C4	-6.31	1.29	1.33
36	A1	3362	A	N7-C5	-6.30	1.35	1.39
38	A4	10	A	C6-N6	-6.29	1.28	1.33
36	A1	2958	A	C6-N6	-6.29	1.28	1.33
36	A1	3130	A	C6-N1	-6.28	1.31	1.35
36	A1	646	A	N7-C5	-6.28	1.35	1.39
36	A1	1180	A	C6-N1	-6.28	1.31	1.35
38	A4	13	A	C6-N6	-6.27	1.28	1.33
36	A5	2905	U	C2-N3	-6.26	1.33	1.37
36	A5	2128	C	N1-C6	-6.26	1.33	1.37
57	DT	32	LYS	CD-CE	6.26	1.66	1.51
80	A6	400	A	N9-C4	6.26	1.41	1.37

Continued on next page...

Continued from previous page...

Mol	Chain	Res	Type	Atoms	Z	Observed(Å)	Ideal(Å)
36	A5	1913	A	C5-C6	-6.26	1.35	1.41
36	A1	1434	G	N9-C8	-6.25	1.33	1.37
80	A6	1503	A	C5-C4	6.25	1.43	1.38
36	A1	2800	G	N9-C4	-6.24	1.32	1.38
36	A5	1902	G	N9-C8	-6.24	1.33	1.37
36	A5	2291	A	N3-C4	-6.24	1.31	1.34
36	A5	2856	G	N9-C8	-6.24	1.33	1.37
36	A5	1449	A	C5-C6	-6.23	1.35	1.41
36	A1	2977	G	C5-C4	-6.23	1.33	1.38
36	A1	1150	A	N3-C4	-6.23	1.31	1.34
36	A1	1372	C	N3-C4	-6.23	1.29	1.33
69	Bf	10	LYS	CD-CE	6.22	1.66	1.51
36	A5	876	A	N3-C4	-6.22	1.31	1.34
36	A5	953	G	N9-C4	-6.22	1.32	1.38
52	BO	3[B]	SER	C-N	6.22	1.48	1.34
36	A5	2194	G	C5-C4	-6.21	1.33	1.38
36	A5	2754	G	P-OP1	-6.21	1.38	1.49
36	A5	3182	G	C6-N1	-6.21	1.35	1.39
36	A5	1487	G	C6-N1	-6.21	1.35	1.39
36	A1	2421	U	C4-O4	-6.21	1.18	1.23
36	A1	2800	G	N3-C4	-6.21	1.31	1.35
53	DP	66	SER	C-O	6.21	1.35	1.23
69	Bf	70	LYS	CD-CE	6.21	1.66	1.51
36	A5	795	G	C5-C4	-6.20	1.34	1.38
36	A5	884	A	C8-N7	6.20	1.35	1.31
36	A5	2737	C	N1-C6	-6.20	1.33	1.37
1	A2	49	C	P-OP2	-6.20	1.38	1.49
36	A1	2383	C	N3-C4	6.20	1.38	1.33
36	A1	2993	G	N3-C4	-6.20	1.31	1.35
36	A5	2314	U	C4-O4	6.19	1.28	1.23
36	A5	3172	A	C8-N7	-6.19	1.27	1.31
37	A7	91	G	N9-C8	-6.19	1.33	1.37
36	A1	1846	C	P-O5'	-6.19	1.53	1.59
36	A5	2823	G	N7-C5	-6.19	1.35	1.39
36	A5	1835	A	P-OP1	-6.18	1.38	1.49
36	A5	2858	U	N3-C4	-6.18	1.32	1.38
36	A5	872	U	C4-O4	-6.18	1.18	1.23
1	A2	1241	G	N9-C8	6.17	1.42	1.37
36	A5	1369	A	P-OP2	-6.17	1.38	1.49
36	A5	1847	A	N9-C4	-6.17	1.34	1.37
36	A1	347	G	C5-C4	-6.17	1.34	1.38
36	A1	1055	A	N9-C4	-6.17	1.34	1.37

Continued on next page...

Continued from previous page...

Mol	Chain	Res	Type	Atoms	Z	Observed(Å)	Ideal(Å)
36	A1	1307	G	C3'-O3'	6.17	1.50	1.42
36	A1	584	G	C5-C4	-6.17	1.34	1.38
40	DB	367	LYS	CE-NZ	6.16	1.64	1.49
36	A5	421	G	C6-N1	-6.16	1.35	1.39
36	A1	2800	G	C5-C4	-6.16	1.34	1.38
36	A5	1152	G	C8-N7	6.15	1.34	1.30
80	A6	1097	U	C3'-O3'	6.15	1.50	1.42
36	A1	857	G	N1-C2	-6.14	1.32	1.37
36	A5	218	G	P-O5'	-6.14	1.53	1.59
36	A1	668	G	N3-C4	-6.14	1.31	1.35
36	A5	2881	C	C2-O2	-6.14	1.19	1.24
36	A1	1434	G	N7-C5	-6.14	1.35	1.39
36	A5	1851	G	N9-C8	-6.13	1.33	1.37
36	A5	3006	A	N7-C5	-6.13	1.35	1.39
36	A1	2169	G	C5-C6	6.13	1.48	1.42
36	A5	649	A	C5-C6	-6.13	1.35	1.41
36	A5	363	G	C5-C4	-6.13	1.34	1.38
43	DE	90	LYS	CD-CE	6.13	1.66	1.51
64	Da	24	LYS	CE-NZ	6.13	1.64	1.49
36	A5	1169	A	N9-C4	-6.13	1.34	1.37
36	A1	279	U	C4-O4	-6.12	1.18	1.23
36	A1	1164	G	N3-C4	-6.12	1.31	1.35
38	A4	82	U	P-O5'	6.12	1.65	1.59
36	A5	434	U	C2-N3	-6.12	1.33	1.37
36	A1	2853	A	N7-C5	-6.11	1.35	1.39
36	A5	2848	G	N7-C5	-6.11	1.35	1.39
37	A7	96	U	C4-O4	-6.11	1.18	1.23
36	A5	659	G	N7-C5	-6.10	1.35	1.39
36	A5	1797	A	N7-C5	-6.10	1.35	1.39
36	A1	1336	U	C2-N3	-6.10	1.33	1.37
36	A1	1902	G	C8-N7	-6.10	1.27	1.30
36	A5	2830	G	N3-C4	-6.10	1.31	1.35
36	A1	670	C	N3-C4	-6.09	1.29	1.33
36	A1	1433	A	N7-C5	-6.09	1.35	1.39
36	A1	1103	A	N9-C4	6.08	1.41	1.37
36	A1	921	A	N7-C5	-6.08	1.35	1.39
36	A5	2372	A	N3-C4	-6.08	1.31	1.34
36	A1	426	G	N1-C2	-6.08	1.32	1.37
36	A1	3006	A	N9-C4	-6.07	1.34	1.37
36	A1	34	A	N9-C4	-6.07	1.34	1.37
36	A5	2975	U	C4-O4	-6.07	1.18	1.23
36	A5	3308	C	N3-C4	-6.07	1.29	1.33

Continued on next page...

Continued from previous page...

Mol	Chain	Res	Type	Atoms	Z	Observed(Å)	Ideal(Å)
36	A1	359	U	C4-O4	-6.07	1.18	1.23
36	A1	2138	A	N7-C5	-6.07	1.35	1.39
36	A1	3209	A	C6-N1	6.07	1.39	1.35
36	A5	2377	G	N9-C8	-6.07	1.33	1.37
36	A1	1467	A	C6-N1	-6.07	1.31	1.35
38	A4	12	A	N9-C4	-6.06	1.34	1.37
36	A5	3102	G	N1-C2	-6.06	1.32	1.37
36	A5	859	G	C6-N1	-6.06	1.35	1.39
36	A5	2733	A	N9-C4	-6.05	1.34	1.37
36	A5	1174	G	C5-C4	-6.05	1.34	1.38
36	A1	2827	U	C2-N3	-6.05	1.33	1.37
36	A5	2915	U	C2-O2	-6.05	1.17	1.22
36	A5	1490	A	C5-C6	-6.04	1.35	1.41
36	A1	800	G	C2-N3	-6.04	1.27	1.32
36	A5	1454	A	C6-N6	-6.03	1.29	1.33
40	DB	262	TRP	CB-CG	-6.03	1.39	1.50
36	A1	857	G	C6-O6	-6.03	1.18	1.24
36	A5	2948	C	C4-N4	-6.02	1.28	1.33
36	A1	348	A	P-OP1	-6.02	1.38	1.49
36	A5	2341	A	N3-C4	6.02	1.38	1.34
36	A1	1149	G	N3-C4	-6.01	1.31	1.35
36	A1	2147	A	N7-C5	-6.01	1.35	1.39
36	A5	1504	A	C6-N1	-6.01	1.31	1.35
36	A5	2980	U	C2-O2	-6.01	1.17	1.22
36	A1	347	G	N9-C4	-6.00	1.33	1.38
36	A1	576	C	N1-C6	-6.00	1.33	1.37
36	A5	744	A	N9-C4	-6.00	1.34	1.37
36	A5	2214	A	P-OP2	-6.00	1.38	1.49
36	A5	2704	A	N7-C5	-6.00	1.35	1.39
36	A5	2857	C	C4-N4	-6.00	1.28	1.33
36	A5	3008	A	N9-C4	-5.99	1.34	1.37
36	A5	1149	G	C5-C4	-5.99	1.34	1.38
36	A5	3005	A	C6-N1	-5.98	1.31	1.35
36	A5	1332	A	C5-C4	-5.98	1.34	1.38
36	A5	2730	G	N9-C4	-5.98	1.33	1.38
36	A1	189	G	N7-C5	-5.97	1.35	1.39
36	A5	2188	A	N3-C4	-5.97	1.31	1.34
36	A5	647	A	N3-C4	-5.97	1.31	1.34
36	A5	1152	G	N1-C2	5.96	1.42	1.37
36	A5	2706	G	C5-C4	-5.96	1.34	1.38
36	A1	1796	G	C6-N1	-5.96	1.35	1.39
36	A1	3054	U	C2-N3	-5.95	1.33	1.37

Continued on next page...

Continued from previous page...

Mol	Chain	Res	Type	Atoms	Z	Observed(Å)	Ideal(Å)
36	A1	2244	A	N3-C4	-5.95	1.31	1.34
80	A6	538	A	N9-C4	5.95	1.41	1.37
37	A7	89	G	C5-C4	-5.95	1.34	1.38
36	A1	3344	A	N7-C5	-5.95	1.35	1.39
1	A2	1782	A	C6-N1	-5.94	1.31	1.35
42	BD	41	LYS	CE-NZ	5.94	1.64	1.49
36	A5	416	A	N7-C5	-5.94	1.35	1.39
36	A1	2278	C	N1-C6	5.94	1.40	1.37
36	A1	826	G	C6-N1	-5.93	1.35	1.39
36	A5	1837	U	P-OP2	-5.93	1.38	1.49
36	A1	1507	G	C8-N7	-5.93	1.27	1.30
36	A5	3335	A	N9-C4	-5.93	1.34	1.37
73	Bj	19	CYS	CB-SG	-5.92	1.72	1.81
36	A5	348	A	P-OP1	-5.92	1.38	1.49
36	A5	1449	A	N7-C5	-5.92	1.35	1.39
36	A1	2983	C	C4-C5	5.92	1.47	1.43
36	A1	378	A	N7-C5	-5.92	1.35	1.39
38	A8	111	A	N9-C4	-5.92	1.34	1.37
37	A3	101	G	N3-C4	-5.92	1.31	1.35
36	A5	1138	U	C4-O4	-5.91	1.19	1.23
36	A1	2642	A	N9-C4	-5.91	1.34	1.37
69	Bf	10	LYS	CE-NZ	5.91	1.63	1.49
36	A1	1515	A	N7-C5	-5.91	1.35	1.39
36	A5	345	G	C5-C4	-5.91	1.34	1.38
36	A1	635	G	P-OP2	-5.90	1.39	1.49
41	BC	194	TYR	CD1-CE1	-5.90	1.30	1.39
36	A5	2524	A	C5-C4	5.90	1.42	1.38
36	A5	784	A	C5-C6	-5.89	1.35	1.41
36	A5	857	G	C6-O6	-5.89	1.18	1.24
36	A5	2335	G	C5-C4	-5.89	1.34	1.38
36	A1	2811	A	N3-C4	-5.89	1.31	1.34
80	A6	392	G	N1-C2	-5.89	1.33	1.37
36	A1	584	G	N7-C5	-5.89	1.35	1.39
36	A1	3057	U	N3-C4	-5.89	1.33	1.38
36	A5	868	C	N1-C6	-5.88	1.33	1.37
36	A5	3227	A	N3-C4	-5.88	1.31	1.34
38	A4	96	A	N9-C4	-5.88	1.34	1.37
80	A6	1723	U	C2-O2	-5.88	1.17	1.22
36	A5	922	U	P-OP2	-5.88	1.39	1.49
36	A5	2278	C	N1-C6	5.87	1.40	1.37
36	A1	1127	G	N7-C5	-5.87	1.35	1.39
36	A5	577	C	N1-C6	-5.87	1.33	1.37

Continued on next page...

Continued from previous page...

Mol	Chain	Res	Type	Atoms	Z	Observed(Å)	Ideal(Å)
36	A5	3000	A	N9-C4	-5.86	1.34	1.37
36	A1	2798	C	P-OP1	-5.86	1.39	1.49
36	A1	2640	A	C5-C4	-5.86	1.34	1.38
36	A5	1203	A	C5-C6	-5.86	1.35	1.41
36	A5	1149	G	N9-C8	-5.85	1.33	1.37
36	A5	3010	U	C2-N3	-5.85	1.33	1.37
36	A5	931	C	C4-N4	-5.85	1.28	1.33
36	A1	367	A	N9-C4	-5.85	1.34	1.37
36	A1	1375	G	C5-C4	-5.85	1.34	1.38
36	A1	2409	G	N7-C5	-5.84	1.35	1.39
36	A5	2946	A	C6-N1	-5.84	1.31	1.35
36	A5	3047	U	C2-N3	-5.84	1.33	1.37
36	A1	1902	G	N1-C2	5.83	1.42	1.37
36	A5	2884	C	C2-O2	-5.83	1.19	1.24
80	A6	553	G	N7-C5	-5.83	1.35	1.39
80	A6	17	C	C4-N4	-5.83	1.28	1.33
36	A5	1429	G	N9-C8	-5.83	1.33	1.37
36	A5	1332	A	C6-N1	-5.82	1.31	1.35
36	A5	2971	A	N9-C4	5.82	1.41	1.37
36	A5	1172	G	N1-C2	-5.82	1.33	1.37
36	A1	2413	A	C5-C6	-5.81	1.35	1.41
80	A6	1765	A	N9-C4	-5.81	1.34	1.37
1	A2	1291	G	N3-C4	-5.81	1.31	1.35
36	A1	747	A	N3-C4	-5.81	1.31	1.34
36	A5	1156	C	C4-N4	-5.81	1.28	1.33
36	A1	909	G	C5-C4	-5.81	1.34	1.38
36	A5	2977	G	C6-N1	-5.80	1.35	1.39
36	A1	3114	A	N3-C4	-5.80	1.31	1.34
80	A6	1655	A	N3-C4	-5.80	1.31	1.34
36	A1	338	A	N7-C5	-5.80	1.35	1.39
80	A6	1322	A	N3-C4	-5.79	1.31	1.34
36	A1	1145	G	C5-C4	-5.79	1.34	1.38
37	A3	95	A	C6-N1	-5.79	1.31	1.35
36	A5	1903	U	C4-O4	5.79	1.28	1.23
36	A5	1308	A	N9-C8	-5.79	1.33	1.37
36	A1	345	G	C5-C4	-5.79	1.34	1.38
36	A5	2915	U	C2-N3	-5.78	1.33	1.37
36	A5	3095	U	C4-O4	-5.78	1.19	1.23
36	A1	99	A	N7-C5	-5.78	1.35	1.39
36	A1	1429	G	N9-C8	-5.78	1.33	1.37
36	A1	799	G	N9-C4	-5.78	1.33	1.38
36	A5	2732	G	C6-N1	-5.78	1.35	1.39

Continued on next page...

Continued from previous page...

Mol	Chain	Res	Type	Atoms	Z	Observed(Å)	Ideal(Å)
36	A1	2827	U	N3-C4	-5.77	1.33	1.38
36	A5	805	G	N7-C5	5.77	1.42	1.39
36	A5	2612	U	C2-N3	-5.77	1.33	1.37
36	A5	2960	C	C4-N4	-5.77	1.28	1.33
36	A5	1305	U	N1-C6	-5.77	1.32	1.38
36	A5	369	A	C6-N6	-5.77	1.29	1.33
36	A5	518	G	C5-C4	-5.77	1.34	1.38
36	A5	3245	A	N7-C5	-5.77	1.35	1.39
36	A1	2341	A	N9-C4	-5.76	1.34	1.37
36	A5	1127	G	C5-C4	-5.76	1.34	1.38
36	A1	624	G	N7-C5	-5.76	1.35	1.39
1	A2	992	A	N9-C8	5.76	1.42	1.37
36	A5	3005	A	N7-C5	-5.76	1.35	1.39
36	A1	1592	G	N7-C5	-5.76	1.35	1.39
36	A5	1208	U	N3-C4	-5.76	1.33	1.38
36	A5	2401	A	N9-C4	5.76	1.41	1.37
36	A5	2412	G	N1-C2	-5.76	1.33	1.37
36	A1	2621	G	N3-C4	-5.75	1.31	1.35
80	A6	1388	A	N3-C4	-5.75	1.31	1.34
36	A5	2367	A	N9-C4	5.75	1.41	1.37
36	A1	1156	C	N3-C4	-5.75	1.29	1.33
36	A5	1112	A	C6-N1	-5.75	1.31	1.35
36	A1	1197	A	C6-N1	-5.75	1.31	1.35
36	A5	100	A	N9-C4	-5.75	1.34	1.37
36	A1	421	G	N1-C2	-5.74	1.33	1.37
36	A1	1171	G	N7-C5	-5.74	1.35	1.39
36	A1	1592	G	C5-C6	-5.74	1.36	1.42
80	A6	331	A	N9-C4	-5.74	1.34	1.37
36	A5	1213	G	N1-C2	-5.74	1.33	1.37
36	A5	2858	U	C2-N3	-5.74	1.33	1.37
36	A1	851	C	C4-C5	-5.74	1.38	1.43
36	A5	1365	G	C6-N1	-5.74	1.35	1.39
36	A1	50	U	C4-O4	-5.74	1.19	1.23
36	A5	1462	A	N9-C4	-5.74	1.34	1.37
36	A5	2957	G	C8-N7	-5.74	1.27	1.30
36	A1	2415	C	C4-N4	-5.73	1.28	1.33
36	A1	3273	A	N7-C5	-5.73	1.35	1.39
36	A5	1898	G	C5-C4	-5.73	1.34	1.38
36	A1	909	G	N9-C8	-5.73	1.33	1.37
36	A5	1450	G	C5-C4	-5.73	1.34	1.38
36	A5	2921	U	C4-O4	-5.73	1.19	1.23
36	A5	2860	U	C4-O4	5.72	1.28	1.23

Continued on next page...

Continued from previous page...

Mol	Chain	Res	Type	Atoms	Z	Observed(Å)	Ideal(Å)
52	DO	40[B]	ALA	C-N	-5.72	1.20	1.34
36	A5	883	A	P-OP1	5.72	1.58	1.49
36	A5	953	G	N3-C4	-5.72	1.31	1.35
36	A5	1477	A	N3-C4	-5.72	1.31	1.34
42	BD	62	CYS	CB-SG	-5.71	1.72	1.81
36	A5	339	C	N3-C4	-5.71	1.29	1.33
36	A5	2375	G	C6-N1	-5.71	1.35	1.39
36	A1	3174	A	C8-N7	5.71	1.35	1.31
36	A5	428	A	N7-C5	-5.71	1.35	1.39
1	A2	1560	U	N3-C4	-5.71	1.33	1.38
36	A5	2888	U	C2-N3	-5.71	1.33	1.37
36	A1	636	C	C4-N4	-5.71	1.28	1.33
1	A2	993	A	N7-C5	-5.71	1.35	1.39
36	A1	421	G	C6-O6	-5.71	1.19	1.24
36	A1	3114	A	N9-C4	-5.71	1.34	1.37
36	A5	1910	A	C5-C4	-5.70	1.34	1.38
36	A5	326	U	C4-O4	-5.70	1.19	1.23
36	A5	1189	C	N1-C6	-5.70	1.33	1.37
36	A1	803	C	C4-N4	-5.70	1.28	1.33
36	A1	867	G	C5-C4	-5.70	1.34	1.38
36	A1	1874	A	N7-C5	-5.70	1.35	1.39
80	A6	357	G	N9-C8	-5.70	1.33	1.37
36	A5	1338	C	N1-C6	-5.69	1.33	1.37
36	A5	1849	C	C4-C5	-5.69	1.38	1.43
36	A1	635	G	C5-C4	-5.69	1.34	1.38
36	A5	2888	U	C4-C5	-5.69	1.38	1.43
36	A5	2350	C	N1-C6	-5.69	1.33	1.37
36	A1	1330	A	C5-C6	-5.69	1.35	1.41
36	A1	701	G	C6-N1	-5.68	1.35	1.39
36	A5	2646	C	N1-C6	-5.68	1.33	1.37
36	A1	1910	A	N9-C4	-5.68	1.34	1.37
36	A5	652	G	C5-C4	-5.68	1.34	1.38
36	A5	876	A	N1-C2	-5.68	1.29	1.34
1	A2	1555	A	N3-C4	-5.68	1.31	1.34
36	A1	2944	U	C4-O4	-5.68	1.19	1.23
36	A1	963	G	C5-C6	-5.67	1.36	1.42
36	A1	1911	A	C5-C6	-5.67	1.35	1.41
36	A5	924	G	C2-N3	-5.67	1.28	1.32
36	A5	2134	G	C6-N1	-5.67	1.35	1.39
38	A8	54	A	N9-C4	-5.67	1.34	1.37
36	A1	187	A	N9-C4	5.67	1.41	1.37
37	A7	39	C	N3-C4	-5.67	1.29	1.33

Continued on next page...

Continued from previous page...

Mol	Chain	Res	Type	Atoms	Z	Observed(Å)	Ideal(Å)
36	A1	2418	G	O3'-P	5.67	1.68	1.61
80	A6	1537	C	N3-C4	5.67	1.38	1.33
36	A5	984	G	N7-C5	-5.67	1.35	1.39
36	A5	2361	A	N7-C5	-5.67	1.35	1.39
36	A5	200	C	N3-C4	-5.66	1.29	1.33
36	A1	2213	A	N7-C5	-5.66	1.35	1.39
36	A1	2946	A	N9-C4	-5.66	1.34	1.37
36	A5	1145	G	N3-C4	-5.66	1.31	1.35
36	A1	1664	G	C6-N1	-5.66	1.35	1.39
36	A5	2892	A	C6-N1	-5.65	1.31	1.35
31	Cd	7	TRP	CB-CG	5.65	1.60	1.50
38	A4	103	G	N9-C4	5.65	1.42	1.38
80	A6	423	G	C6-N1	-5.64	1.35	1.39
36	A5	39	A	N3-C4	-5.64	1.31	1.34
36	A5	1370	G	C6-N1	-5.64	1.35	1.39
36	A5	2340	U	C4-O4	-5.63	1.19	1.23
36	A1	780	A	N3-C4	-5.63	1.31	1.34
36	A1	1180	A	N3-C4	-5.63	1.31	1.34
36	A1	2794	G	C6-N1	-5.63	1.35	1.39
36	A5	3039	C	N1-C6	-5.63	1.33	1.37
1	A2	865	A	C6-N1	-5.63	1.31	1.35
36	A1	44	U	C4-O4	-5.63	1.19	1.23
36	A1	822	G	C2-N3	-5.63	1.28	1.32
36	A1	2130	G	C6-N1	-5.63	1.35	1.39
36	A5	900	G	C6-N1	-5.63	1.35	1.39
36	A5	2147	A	N7-C5	-5.63	1.35	1.39
1	A2	1746	A	N9-C4	-5.63	1.34	1.37
36	A1	2315	G	C6-N1	-5.63	1.35	1.39
36	A1	2393	G	C8-N7	-5.63	1.27	1.30
36	A5	1043	C	N3-C4	-5.62	1.30	1.33
62	DY	38	GLU	CG-CD	5.62	1.60	1.51
36	A1	1150	A	N9-C4	-5.62	1.34	1.37
36	A5	657	A	N3-C4	-5.62	1.31	1.34
36	A1	92	G	C6-O6	-5.62	1.19	1.24
36	A1	2326	A	N9-C4	-5.62	1.34	1.37
36	A5	1370	G	N9-C8	-5.62	1.33	1.37
36	A5	2419	A	C6-N1	-5.61	1.31	1.35
36	A5	2647	A	N3-C4	-5.61	1.31	1.34
76	Bm	115	CYS	CB-SG	-5.61	1.72	1.81
36	A5	2810	C	N1-C6	-5.61	1.33	1.37
36	A5	1099	A	C6-N1	-5.61	1.31	1.35
36	A1	1173	U	C4-O4	-5.60	1.19	1.23

Continued on next page...

Continued from previous page...

Mol	Chain	Res	Type	Atoms	Z	Observed(Å)	Ideal(Å)
36	A1	2846	U	N3-C4	-5.60	1.33	1.38
36	A5	1320	C	C4-C5	-5.60	1.38	1.43
52	DO	4[B]	GLN	C-N	-5.60	1.23	1.34
80	A6	542	A	C5-C6	-5.60	1.36	1.41
36	A5	2148	U	C4-O4	-5.60	1.19	1.23
36	A1	649	A	C6-N1	-5.60	1.31	1.35
36	A1	365	A	N7-C5	-5.59	1.35	1.39
36	A5	1414	G	C6-N1	-5.59	1.35	1.39
36	A5	1434	G	C5-C4	-5.59	1.34	1.38
36	A1	1396	C	C4-N4	-5.59	1.28	1.33
47	BI	8	CYS	CB-SG	-5.59	1.72	1.81
36	A1	2946	A	C5-C6	-5.58	1.36	1.41
36	A5	3218	A	N9-C4	-5.58	1.34	1.37
36	A5	2382	G	N7-C5	-5.58	1.35	1.39
36	A5	817	A	C4'-C3'	-5.58	1.47	1.52
36	A5	1309	U	N1-C2	-5.58	1.33	1.38
36	A5	2626	A	N9-C8	-5.58	1.33	1.37
36	A5	3088	G	C5-C6	-5.58	1.36	1.42
36	A1	307	A	N7-C5	-5.57	1.35	1.39
36	A5	559	A	N7-C5	-5.57	1.35	1.39
36	A5	3374	U	C4-O4	-5.57	1.19	1.23
36	A5	3013	U	C2-N3	-5.57	1.33	1.37
36	A5	2302	G	N1-C2	-5.57	1.33	1.37
36	A1	1305	U	C4-O4	-5.57	1.19	1.23
36	A1	3226	A	N9-C4	-5.57	1.34	1.37
36	A1	1459	C	N3-C4	-5.56	1.30	1.33
36	A1	2957	G	N9-C8	-5.56	1.33	1.37
36	A5	2301	U	C2-O2	-5.56	1.17	1.22
36	A1	2647	A	N3-C4	-5.56	1.31	1.34
36	A1	2728	G	C5-C4	-5.56	1.34	1.38
36	A5	640	U	C2-N3	-5.56	1.33	1.37
36	A5	2323	G	N1-C2	-5.56	1.33	1.37
36	A5	657	A	N9-C4	-5.56	1.34	1.37
36	A5	2860	U	P-OP2	-5.56	1.39	1.49
36	A1	1510	G	C6-N1	-5.56	1.35	1.39
36	A1	2605	G	C5-C4	-5.55	1.34	1.38
36	A1	2909	U	C2-N3	5.55	1.41	1.37
80	A6	1118	G	N3-C4	-5.55	1.31	1.35
36	A5	1433	A	N7-C5	-5.55	1.35	1.39
36	A1	1668	G	C6-N1	-5.55	1.35	1.39
36	A1	2880	U	C2-N3	5.55	1.41	1.37
36	A5	49	A	C5-C4	-5.55	1.34	1.38

Continued on next page...

Continued from previous page...

Mol	Chain	Res	Type	Atoms	Z	Observed(Å)	Ideal(Å)
36	A1	2640	A	N3-C4	-5.55	1.31	1.34
36	A5	949	C	N3-C4	-5.55	1.30	1.33
36	A5	2823	G	C5-C4	-5.55	1.34	1.38
36	A1	659	G	N7-C5	-5.54	1.35	1.39
36	A1	1432	C	C2-O2	-5.54	1.19	1.24
36	A5	1413	G	C6-N1	-5.54	1.35	1.39
1	A2	577	G	C5-C6	-5.54	1.36	1.42
36	A5	2609	A	C5-C4	-5.54	1.34	1.38
80	A6	1478	G	N7-C5	-5.54	1.35	1.39
36	A5	824	C	N3-C4	-5.54	1.30	1.33
36	A5	987	U	C2-O2	-5.54	1.17	1.22
36	A1	1446	A	N9-C8	-5.53	1.33	1.37
36	A5	2932	U	C2-N3	-5.52	1.33	1.37
36	A5	3052	G	N1-C2	-5.52	1.33	1.37
36	A1	953	G	C2-N3	-5.52	1.28	1.32
36	A1	2750	U	C2-N3	-5.52	1.33	1.37
80	A6	1749	A	N3-C4	5.52	1.38	1.34
36	A5	891	G	N9-C4	-5.52	1.33	1.38
36	A1	86	G	C6-N1	-5.52	1.35	1.39
36	A5	1875	G	C6-N1	-5.52	1.35	1.39
36	A5	2164	A	N7-C5	-5.52	1.35	1.39
36	A5	420	G	N9-C8	-5.52	1.33	1.37
36	A5	1432	C	N1-C6	-5.52	1.33	1.37
36	A5	899	U	C4-O4	-5.52	1.19	1.23
36	A5	1174	G	C8-N7	-5.52	1.27	1.30
36	A5	1901	A	N9-C8	-5.52	1.33	1.37
36	A5	2908	G	C2-N3	-5.52	1.28	1.32
36	A1	1592	G	N3-C4	5.51	1.39	1.35
36	A1	1369	A	N7-C5	-5.51	1.35	1.39
36	A5	2391	G	C6-O6	-5.51	1.19	1.24
36	A1	2169	G	N7-C5	5.51	1.42	1.39
36	A1	1153	A	N3-C4	-5.50	1.31	1.34
36	A1	2971	A	N9-C4	5.50	1.41	1.37
41	BC	106	TRP	CB-CG	-5.50	1.40	1.50
36	A5	421	G	N1-C2	-5.50	1.33	1.37
36	A5	1177	G	N7-C5	-5.50	1.35	1.39
36	A5	1330	A	N3-C4	-5.50	1.31	1.34
36	A5	1443	G	N3-C4	-5.50	1.31	1.35
36	A5	2419	A	P-O5'	5.50	1.65	1.59
36	A5	2920	U	P-OP1	-5.50	1.39	1.49
36	A5	2904	U	C2-N3	-5.50	1.33	1.37
36	A1	1379	G	C6-N1	-5.50	1.35	1.39

Continued on next page...

Continued from previous page...

Mol	Chain	Res	Type	Atoms	Z	Observed(Å)	Ideal(Å)
38	A4	73	U	C4-O4	-5.50	1.19	1.23
36	A5	2417	U	C4-O4	5.50	1.28	1.23
36	A5	3184	A	N9-C4	-5.50	1.34	1.37
36	A1	670	C	N1-C6	-5.50	1.33	1.37
36	A5	344	A	N9-C8	-5.50	1.33	1.37
36	A5	706	A	C5-C4	-5.49	1.34	1.38
36	A5	1195	A	N1-C2	-5.49	1.29	1.34
36	A1	2385	G	N9-C4	-5.49	1.33	1.38
40	DB	349	LYS	CD-CE	5.49	1.65	1.51
36	A1	3344	A	C5-C6	-5.49	1.36	1.41
36	A5	2987	A	C6-N1	-5.49	1.31	1.35
36	A1	1126	G	C5-C4	-5.49	1.34	1.38
37	A7	5	G	N9-C8	-5.49	1.34	1.37
36	A1	2434	U	N3-C4	-5.49	1.33	1.38
36	A5	360	G	N9-C8	-5.48	1.34	1.37
36	A5	1911	A	C5-C6	-5.48	1.36	1.41
1	A2	1084	A	N3-C4	-5.48	1.31	1.34
36	A1	1395	G	C5-C4	-5.48	1.34	1.38
38	A4	25	G	C6-N1	-5.48	1.35	1.39
36	A5	2122	G	C5-C4	-5.48	1.34	1.38
36	A1	867	G	N3-C4	-5.48	1.31	1.35
1	A2	542	A	N9-C4	-5.48	1.34	1.37
36	A1	48	A	C5-C4	-5.48	1.34	1.38
36	A1	1394	A	N9-C8	-5.48	1.33	1.37
36	A5	1319	G	N9-C8	-5.48	1.34	1.37
36	A1	789	A	N3-C4	-5.48	1.31	1.34
38	A4	10	A	N7-C5	-5.48	1.35	1.39
36	A1	282	G	C5-C4	-5.47	1.34	1.38
80	A6	1118	G	C5-C4	-5.47	1.34	1.38
36	A5	2744	U	C2-N3	-5.47	1.33	1.37
36	A5	889	U	C4-O4	-5.47	1.19	1.23
36	A1	2367	A	C8-N7	-5.47	1.27	1.31
36	A1	3042	U	N3-C4	-5.47	1.33	1.38
36	A5	3088	G	N7-C5	-5.47	1.35	1.39
36	A1	339	C	N1-C6	-5.46	1.33	1.37
36	A5	635	G	P-OP2	-5.46	1.39	1.49
36	A1	369	A	C6-N6	-5.46	1.29	1.33
36	A1	1369	A	N9-C4	-5.46	1.34	1.37
36	A1	2817	A	C6-N1	-5.46	1.31	1.35
36	A1	2611	U	N3-C4	-5.46	1.33	1.38
80	A6	341	A	N3-C4	-5.46	1.31	1.34
36	A5	834	U	C4-O4	-5.46	1.19	1.23

Continued on next page...

Continued from previous page...

Mol	Chain	Res	Type	Atoms	Z	Observed(Å)	Ideal(Å)
36	A5	2941	A	N9-C8	-5.46	1.33	1.37
36	A1	1197	A	C5-C6	-5.46	1.36	1.41
36	A5	1147	G	N9-C8	-5.46	1.34	1.37
36	A1	885	U	C2-N3	-5.45	1.33	1.37
80	A6	418	G	N7-C5	-5.45	1.35	1.39
80	A6	1670	G	C5-C4	-5.45	1.34	1.38
36	A5	1324	U	C2-N3	-5.45	1.33	1.37
80	A6	314	C	C2-O2	-5.45	1.19	1.24
36	A5	1301	A	N9-C8	-5.45	1.33	1.37
36	A5	2824	G	N7-C5	-5.45	1.35	1.39
36	A1	672	A	C6-N1	5.45	1.39	1.35
36	A1	1122	U	N3-C4	-5.45	1.33	1.38
36	A5	354	U	C2-N3	-5.45	1.33	1.37
36	A5	3107	U	C2-N3	-5.45	1.33	1.37
80	A6	1109	G	C6-N1	-5.45	1.35	1.39
36	A5	1130	A	N1-C2	-5.45	1.29	1.34
1	A2	553	G	N1-C2	5.44	1.42	1.37
36	A5	522	A	P-O5'	-5.44	1.54	1.59
36	A5	1492	G	C2-N3	5.44	1.37	1.32
80	A6	553	G	C6-O6	5.44	1.29	1.24
36	A1	1858	A	N7-C5	-5.44	1.35	1.39
36	A5	3096	C	N1-C6	-5.44	1.33	1.37
36	A1	2286	U	N3-C4	-5.44	1.33	1.38
36	A1	2867	C	C2-N3	-5.44	1.31	1.35
36	A5	2336	U	C2-O2	-5.44	1.17	1.22
36	A1	1147	G	N1-C2	-5.44	1.33	1.37
36	A1	2737	C	N1-C2	-5.44	1.34	1.40
36	A5	2198	A	N9-C4	-5.44	1.34	1.37
36	A1	656	A	N7-C5	-5.43	1.35	1.39
36	A5	2717	U	C2-N3	-5.43	1.33	1.37
36	A1	899	U	C2-N3	-5.43	1.33	1.37
36	A1	2147	A	N9-C4	-5.43	1.34	1.37
36	A5	2342	U	C2-N3	-5.43	1.33	1.37
1	A2	331	A	N9-C4	-5.43	1.34	1.37
36	A1	1169	A	P-O5'	-5.43	1.54	1.59
36	A5	2397	A	C5-C6	5.43	1.46	1.41
36	A5	2912	G	N9-C8	-5.43	1.34	1.37
36	A5	3273	A	N9-C4	-5.43	1.34	1.37
36	A5	1845	G	C5-C4	-5.42	1.34	1.38
36	A5	36	C	N1-C2	-5.42	1.34	1.40
68	Be	8	LYS	CD-CE	5.42	1.64	1.51
36	A5	1320	C	C4-N4	-5.42	1.29	1.33

Continued on next page...

Continued from previous page...

Mol	Chain	Res	Type	Atoms	Z	Observed(Å)	Ideal(Å)
36	A5	2611	U	P-OP1	-5.42	1.39	1.49
36	A1	867	G	N7-C5	-5.42	1.35	1.39
36	A1	2372	A	N3-C4	-5.41	1.31	1.34
36	A5	2128	C	C4-N4	-5.41	1.29	1.33
36	A5	2336	U	N3-C4	-5.41	1.33	1.38
36	A5	2775	U	C2-N3	-5.41	1.33	1.37
36	A1	1122	U	C4-O4	-5.41	1.19	1.23
36	A1	2177	G	N7-C5	-5.41	1.36	1.39
36	A1	1307	G	C5-C4	-5.40	1.34	1.38
36	A5	1908	A	C6-N1	-5.40	1.31	1.35
36	A1	912	G	C8-N7	-5.40	1.27	1.30
36	A1	984	G	N7-C5	-5.40	1.36	1.39
36	A1	2345	A	C6-N1	-5.40	1.31	1.35
36	A1	1446	A	N7-C5	-5.40	1.36	1.39
36	A1	1151	U	C4-O4	5.40	1.27	1.23
36	A5	39	A	C5-C4	-5.39	1.34	1.38
36	A5	365	A	N7-C5	-5.39	1.36	1.39
36	A1	1124	U	C5-C6	-5.39	1.29	1.34
36	A1	426	G	C8-N7	-5.39	1.27	1.30
36	A1	2400	G	N9-C4	-5.39	1.33	1.38
37	A3	88	G	C6-N1	-5.39	1.35	1.39
80	A6	1670	G	N7-C5	-5.39	1.36	1.39
36	A5	3307	A	C2-N3	-5.39	1.28	1.33
37	A7	88	G	N1-C2	-5.39	1.33	1.37
36	A1	2699	G	N1-C2	-5.39	1.33	1.37
36	A1	3296	A	C6-N1	-5.39	1.31	1.35
36	A5	2834	G	C2-N3	-5.39	1.28	1.32
36	A1	1117	G	P-OP1	-5.39	1.39	1.49
1	A2	377	G	C6-N1	5.38	1.43	1.39
36	A1	647	A	C6-N6	-5.38	1.29	1.33
36	A1	2309	A	N9-C4	-5.38	1.34	1.37
36	A5	2365	C	N3-C4	-5.38	1.30	1.33
36	A5	831	G	N7-C5	-5.38	1.36	1.39
36	A1	1164	G	N1-C2	-5.38	1.33	1.37
36	A5	631	U	N3-C4	-5.38	1.33	1.38
36	A5	1086	C	C4-C5	-5.38	1.38	1.43
36	A5	41	G	N9-C4	-5.38	1.33	1.38
36	A5	417	A	N7-C5	-5.38	1.36	1.39
36	A5	1327	C	N3-C4	-5.38	1.30	1.33
36	A1	3136	G	C6-N1	-5.37	1.35	1.39
36	A5	895	A	N3-C4	-5.37	1.31	1.34
1	A2	538	A	N3-C4	5.37	1.38	1.34

Continued on next page...

Continued from previous page...

Mol	Chain	Res	Type	Atoms	Z	Observed(Å)	Ideal(Å)
36	A1	46	U	C2-N3	-5.37	1.33	1.37
36	A1	423	A	N3-C4	-5.37	1.31	1.34
36	A1	2737	C	N1-C6	-5.37	1.33	1.37
36	A5	1895	A	N3-C4	-5.37	1.31	1.34
37	A7	66	A	P-OP2	-5.37	1.39	1.49
1	A2	555	A	N9-C4	5.37	1.41	1.37
36	A1	2357	A	N7-C5	-5.37	1.36	1.39
36	A1	2919	A	N7-C5	-5.37	1.36	1.39
36	A1	1337	A	N9-C4	5.37	1.41	1.37
38	A8	25	G	N1-C2	-5.37	1.33	1.37
36	A5	755	A	C6-N1	-5.36	1.31	1.35
36	A1	1145	G	C6-N1	-5.36	1.35	1.39
36	A1	626	U	C2-N3	-5.36	1.33	1.37
36	A1	718	G	N9-C8	5.36	1.41	1.37
36	A5	508	U	C5-C6	-5.36	1.29	1.34
36	A5	3112	G	C5-C4	-5.36	1.34	1.38
36	A1	1170	A	N3-C4	5.36	1.38	1.34
36	A1	2828	G	C6-N1	-5.36	1.35	1.39
36	A1	2920	U	C2-N3	-5.36	1.34	1.37
44	BF	234	GLU	CD-OE2	5.36	1.31	1.25
80	A6	1600	A	C5-C4	5.36	1.42	1.38
36	A5	864	G	C5-C4	-5.36	1.34	1.38
36	A5	1296	C	N3-C4	-5.35	1.30	1.33
53	BP	124	LYS	CE-NZ	5.35	1.62	1.49
36	A5	363	G	N3-C4	-5.35	1.31	1.35
36	A5	2974	U	C2-N3	-5.35	1.34	1.37
40	DB	287	LYS	CD-CE	5.35	1.64	1.51
36	A5	1833	G	C6-N1	-5.35	1.35	1.39
36	A1	37	U	N1-C2	-5.35	1.33	1.38
36	A1	938	C	C4-N4	-5.35	1.29	1.33
36	A1	2281	A	N9-C4	-5.35	1.34	1.37
36	A1	2800	G	N9-C8	-5.35	1.34	1.37
36	A5	95	A	C5-C4	-5.35	1.35	1.38
36	A5	666	A	N3-C4	-5.34	1.31	1.34
36	A5	1338	C	C4-C5	-5.34	1.38	1.43
36	A5	990	U	C2-N3	-5.34	1.34	1.37
36	A1	317	A	C5-C6	-5.34	1.36	1.41
36	A5	2697	A	N9-C4	5.34	1.41	1.37
36	A5	3039	C	C4-C5	-5.34	1.38	1.43
36	A1	658	G	P-OP2	-5.34	1.39	1.49
36	A1	791	A	P-O5'	-5.34	1.54	1.59
36	A1	3301	U	C2-N3	-5.34	1.34	1.37

Continued on next page...

Continued from previous page...

Mol	Chain	Res	Type	Atoms	Z	Observed(Å)	Ideal(Å)
80	A6	317	C	N1-C6	-5.34	1.33	1.37
80	A6	1596	C	N3-C4	-5.34	1.30	1.33
36	A5	784	A	N7-C5	-5.34	1.36	1.39
36	A1	1537	A	N7-C5	-5.34	1.36	1.39
36	A1	2397	A	N3-C4	5.34	1.38	1.34
36	A5	1415	U	C2-O2	-5.33	1.17	1.22
36	A1	1893	A	C6-N1	-5.33	1.31	1.35
36	A5	2395	G	C6-N1	-5.33	1.35	1.39
36	A1	939	U	N1-C2	-5.33	1.33	1.38
80	A6	1087	A	C6-N1	-5.33	1.31	1.35
36	A1	883	A	P-OP1	-5.33	1.39	1.49
80	A6	314	C	N3-C4	-5.33	1.30	1.33
80	A6	1119	G	N3-C4	-5.33	1.31	1.35
36	A5	1902	G	C6-N1	-5.33	1.35	1.39
36	A1	637	C	C3'-C2'	-5.32	1.46	1.52
36	A5	806	A	P-OP2	-5.32	1.40	1.49
36	A5	2619	G	C6-O6	-5.32	1.19	1.24
36	A5	903	U	C2-N3	-5.32	1.34	1.37
36	A5	1190	A	C6-N1	-5.32	1.31	1.35
36	A5	2643	A	C6-N1	5.32	1.39	1.35
36	A5	3216	G	C5-C4	-5.32	1.34	1.38
47	DI	96	VAL	CB-CG2	-5.32	1.41	1.52
36	A5	1404	G	N9-C8	-5.32	1.34	1.37
1	A2	973	A	N7-C5	-5.32	1.36	1.39
36	A5	2693	C	N1-C6	-5.32	1.33	1.37
36	A5	2937	G	C5-C4	-5.32	1.34	1.38
36	A1	592	A	N3-C4	5.32	1.38	1.34
36	A1	3180	A	N3-C4	-5.32	1.31	1.34
36	A1	2958	A	N9-C8	-5.31	1.33	1.37
36	A5	1840	U	C2-N3	-5.31	1.34	1.37
36	A5	1851	G	C8-N7	-5.31	1.27	1.30
36	A5	1425	U	C2-N3	-5.31	1.34	1.37
36	A5	1468	A	N7-C5	-5.31	1.36	1.39
36	A1	95	A	N3-C4	-5.31	1.31	1.34
36	A1	937	G	C5-C4	-5.31	1.34	1.38
36	A5	290	G	C6-N1	-5.31	1.35	1.39
36	A5	2204	C	N3-C4	-5.31	1.30	1.33
36	A1	3209	A	C5-C4	5.30	1.42	1.38
36	A5	52	A	N7-C5	-5.30	1.36	1.39
36	A5	1443	G	N1-C2	-5.30	1.33	1.37
36	A5	3114	A	N3-C4	-5.30	1.31	1.34
36	A1	933	A	C6-N1	-5.30	1.31	1.35

Continued on next page...

Continued from previous page...

Mol	Chain	Res	Type	Atoms	Z	Observed(Å)	Ideal(Å)
36	A5	2632	G	C8-N7	5.30	1.34	1.30
36	A1	45	A	C6-N6	-5.30	1.29	1.33
36	A5	3065	G	C6-N1	-5.30	1.35	1.39
36	A1	2093	A	N9-C4	5.30	1.41	1.37
36	A1	1902	G	N7-C5	-5.30	1.36	1.39
38	A4	16	G	C5-C4	-5.30	1.34	1.38
36	A5	2730	G	N7-C5	-5.30	1.36	1.39
1	A2	582	U	P-O5'	-5.29	1.54	1.59
36	A1	963	G	C5-C4	-5.29	1.34	1.38
36	A5	2272	G	C6-N1	-5.29	1.35	1.39
36	A5	3032	A	N7-C5	-5.29	1.36	1.39
36	A1	815	G	C6-N1	-5.29	1.35	1.39
36	A1	279	U	C2-O2	-5.29	1.17	1.22
36	A5	925	A	N7-C5	-5.29	1.36	1.39
40	BB	200	GLU	CG-CD	5.29	1.59	1.51
36	A5	2434	U	C2-N3	-5.29	1.34	1.37
36	A5	2734	A	N9-C4	-5.29	1.34	1.37
36	A5	2376	G	C6-O6	-5.29	1.19	1.24
36	A1	318	A	N7-C5	-5.28	1.36	1.39
36	A1	591	G	C8-N7	-5.28	1.27	1.30
36	A5	1151	U	C4-O4	-5.28	1.19	1.23
36	A1	2988	C	C2-O2	-5.28	1.19	1.24
36	A5	818	C	P-OP1	-5.28	1.40	1.49
36	A5	1115	G	N7-C5	-5.28	1.36	1.39
36	A5	1888	U	N1-C6	-5.28	1.33	1.38
36	A5	1362	G	C6-N1	-5.28	1.35	1.39
36	A1	2821	C	N3-C4	5.28	1.37	1.33
36	A1	2939	G	N7-C5	-5.28	1.36	1.39
36	A5	956	U	N3-C4	-5.28	1.33	1.38
36	A5	3115	C	N3-C4	-5.28	1.30	1.33
52	DO	196[B]	SER	C-N	-5.28	1.22	1.34
64	Da	15	VAL	C-O	5.28	1.33	1.23
80	A6	119	A	N9-C4	-5.28	1.34	1.37
80	A6	623	A	N9-C4	-5.28	1.34	1.37
80	A6	377	G	N1-C2	-5.27	1.33	1.37
36	A5	1409	G	C6-N1	-5.27	1.35	1.39
36	A1	2816	G	C6-N1	-5.27	1.35	1.39
36	A5	505	G	N3-C4	-5.27	1.31	1.35
36	A5	1131	G	N7-C5	-5.27	1.36	1.39
36	A5	1209	G	C2-N3	-5.27	1.28	1.32
36	A5	658	G	N3-C4	-5.27	1.31	1.35
36	A5	994	G	C5-C4	-5.27	1.34	1.38

Continued on next page...

Continued from previous page...

Mol	Chain	Res	Type	Atoms	Z	Observed(Å)	Ideal(Å)
36	A5	1117	G	N7-C5	-5.27	1.36	1.39
36	A1	91	G	C8-N7	5.27	1.34	1.30
36	A5	2191	U	N3-C4	-5.26	1.33	1.38
36	A1	323	A	N9-C4	-5.26	1.34	1.37
80	A6	478	A	N9-C4	-5.26	1.34	1.37
80	A6	1780	G	N1-C2	-5.26	1.33	1.37
36	A5	798	G	C6-O6	-5.26	1.19	1.24
36	A5	2341	A	N9-C8	-5.26	1.33	1.37
36	A5	3070	A	C6-N1	-5.26	1.31	1.35
36	A1	2983	C	P-O5'	-5.26	1.54	1.59
36	A5	1135	A	N9-C8	-5.26	1.33	1.37
36	A1	641	C	N3-C4	-5.25	1.30	1.33
36	A1	2649	A	C5-C4	-5.25	1.35	1.38
36	A5	2318	U	N3-C4	-5.25	1.33	1.38
80	A6	1654	G	N3-C4	-5.25	1.31	1.35
36	A1	289	A	N7-C5	-5.25	1.36	1.39
36	A1	1492	G	C6-N1	-5.25	1.35	1.39
36	A5	1838	G	C5-C4	-5.25	1.34	1.38
36	A5	2706	G	C8-N7	-5.25	1.27	1.30
80	A6	337	G	C5-C6	-5.25	1.37	1.42
36	A5	1171	G	N7-C5	-5.25	1.36	1.39
36	A1	361	A	C6-N6	-5.24	1.29	1.33
36	A1	653	A	C5-C6	-5.24	1.36	1.41
36	A1	45	A	C5-C6	-5.24	1.36	1.41
36	A1	2662	G	N7-C5	-5.24	1.36	1.39
80	A6	1781	A	N9-C4	5.24	1.41	1.37
36	A5	912	G	N3-C4	5.24	1.39	1.35
36	A5	1326	A	C5-C4	-5.24	1.35	1.38
36	A5	2734	A	N3-C4	-5.24	1.31	1.34
36	A1	2426	U	C2-O2	-5.24	1.17	1.22
53	BP	129	THR	CB-CG2	-5.24	1.35	1.52
36	A1	805	G	N7-C5	5.24	1.42	1.39
36	A5	1515	A	N7-C5	-5.24	1.36	1.39
44	DF	131	GLU	CD-OE2	5.24	1.31	1.25
36	A1	2317	A	C6-N1	-5.24	1.31	1.35
36	A5	2617	U	C4-O4	-5.23	1.19	1.23
36	A5	433	A	N9-C4	-5.23	1.34	1.37
36	A1	420	G	C6-N1	-5.23	1.35	1.39
36	A5	2163	C	N3-C4	-5.23	1.30	1.33
36	A5	3372	A	N9-C4	5.23	1.41	1.37
36	A1	430	U	N1-C6	-5.23	1.33	1.38
36	A1	2938	G	C2-N3	-5.23	1.28	1.32

Continued on next page...

Continued from previous page...

Mol	Chain	Res	Type	Atoms	Z	Observed(Å)	Ideal(Å)
80	A6	352	A	N9-C4	-5.23	1.34	1.37
37	A3	95	A	C5-C6	-5.23	1.36	1.41
36	A5	2214	A	N9-C4	-5.22	1.34	1.37
76	Dm	79	GLU	CD-OE1	5.22	1.31	1.25
80	A6	647	G	N3-C4	-5.22	1.31	1.35
36	A5	934	G	C5-C4	-5.22	1.34	1.38
36	A5	2620	G	N1-C2	-5.22	1.33	1.37
36	A1	673	U	C4-O4	-5.22	1.19	1.23
36	A1	1124	U	C4-O4	-5.22	1.19	1.23
36	A5	917	A	N3-C4	-5.22	1.31	1.34
36	A1	942	U	N1-C2	-5.22	1.33	1.38
36	A1	1422	G	C6-N1	-5.22	1.35	1.39
36	A5	658	G	N9-C4	-5.22	1.33	1.38
36	A1	286	U	C2-N3	-5.21	1.34	1.37
36	A5	3000	A	C5-C4	-5.21	1.35	1.38
36	A1	1507	G	C5-C4	-5.21	1.34	1.38
36	A5	3179	U	C4-O4	-5.21	1.19	1.23
36	A1	49	A	N3-C4	-5.21	1.31	1.34
36	A1	278	U	C2-O2	-5.21	1.17	1.22
36	A1	2626	A	N9-C4	5.21	1.41	1.37
80	A6	597	G	C6-N1	-5.21	1.35	1.39
36	A1	795	G	C5-C4	-5.21	1.34	1.38
36	A5	1477	A	C6-N1	-5.21	1.31	1.35
36	A5	645	A	C8-N7	-5.21	1.27	1.31
80	A6	992	A	N9-C4	-5.20	1.34	1.37
36	A5	693	A	N9-C4	-5.20	1.34	1.37
36	A1	1845	G	C5-C4	-5.20	1.34	1.38
80	A6	1655	A	C5-C4	-5.20	1.35	1.38
36	A1	106	A	N9-C4	-5.20	1.34	1.37
36	A1	1304	A	N9-C8	-5.20	1.33	1.37
36	A1	584	G	N3-C4	-5.20	1.31	1.35
36	A5	1311	G	N7-C5	-5.20	1.36	1.39
80	A6	392	G	C5-C4	-5.20	1.34	1.38
80	A6	592	A	N3-C4	-5.20	1.31	1.34
36	A1	359	U	C2-N3	-5.19	1.34	1.37
36	A5	2922	G	C6-O6	-5.19	1.19	1.24
36	A1	28	C	C2-N3	-5.19	1.31	1.35
36	A1	345	G	P-OP2	-5.19	1.40	1.49
36	A5	282	G	C2-N3	-5.19	1.28	1.32
36	A5	1114	U	C2-N3	-5.19	1.34	1.37
36	A1	640	U	N1-C6	-5.19	1.33	1.38
36	A1	1117	G	N9-C8	-5.19	1.34	1.37

Continued on next page...

Continued from previous page...

Mol	Chain	Res	Type	Atoms	Z	Observed(Å)	Ideal(Å)
36	A1	2377	G	C6-N1	-5.19	1.35	1.39
36	A5	1170	A	C8-N7	-5.19	1.27	1.31
36	A5	2327	U	N3-C4	-5.19	1.33	1.38
36	A5	2692	A	N7-C5	-5.19	1.36	1.39
36	A5	2912	G	C5-C4	-5.19	1.34	1.38
80	A6	375	U	C4-O4	-5.19	1.19	1.23
36	A1	3215	A	N9-C4	-5.18	1.34	1.37
80	A6	434	G	C6-N1	-5.18	1.35	1.39
80	A6	980	G	N9-C8	-5.18	1.34	1.37
36	A5	1056	U	C2-N3	5.18	1.41	1.37
36	A5	2375	G	P-OP2	-5.18	1.40	1.49
1	A2	352	A	N9-C8	-5.18	1.33	1.37
36	A5	835	G	C5-C4	-5.18	1.34	1.38
36	A5	1116	G	N9-C8	-5.18	1.34	1.37
36	A1	1170	A	N9-C4	5.18	1.41	1.37
36	A1	2277	C	C4-N4	-5.18	1.29	1.33
36	A5	345	G	C6-O6	-5.18	1.19	1.24
36	A5	627	U	C2-N3	-5.18	1.34	1.37
36	A5	1832	C	N1-C6	-5.18	1.34	1.37
36	A1	826	G	C5-C4	-5.18	1.34	1.38
38	A4	10	A	C6-N1	-5.18	1.31	1.35
36	A5	49	A	N3-C4	-5.18	1.31	1.34
36	A5	884	A	C5-C6	-5.18	1.36	1.41
36	A1	642	U	P-O5'	-5.17	1.54	1.59
36	A1	2877	G	N7-C5	-5.17	1.36	1.39
36	A5	2372	A	C6-N1	-5.17	1.31	1.35
36	A1	1178	G	N3-C4	-5.17	1.31	1.35
36	A5	649	A	N7-C5	-5.17	1.36	1.39
36	A5	1607	U	C3'-O3'	5.17	1.49	1.42
80	A6	1644	C	N3-C4	-5.17	1.30	1.33
36	A5	284	A	N9-C4	5.17	1.41	1.37
36	A1	42	C	N1-C6	5.17	1.40	1.37
36	A5	859	G	C2-N3	-5.17	1.28	1.32
1	A2	474	A	N9-C4	-5.17	1.34	1.37
36	A1	1497	C	P-OP2	5.17	1.57	1.49
36	A5	70	A	N7-C5	-5.17	1.36	1.39
36	A5	2634	U	N3-C4	5.17	1.43	1.38
36	A1	987	U	C2-O2	-5.16	1.17	1.22
36	A1	2426	U	C4-O4	-5.16	1.19	1.23
36	A5	2837	A	N3-C4	-5.16	1.31	1.34
36	A5	2859	U	C2-N3	-5.16	1.34	1.37
42	DD	95	TRP	CG-CD1	5.16	1.44	1.36

Continued on next page...

Continued from previous page...

Mol	Chain	Res	Type	Atoms	Z	Observed(Å)	Ideal(Å)
36	A1	2278	C	N3-C4	-5.16	1.30	1.33
36	A1	583	G	C6-N1	-5.16	1.35	1.39
36	A5	436	A	C5-C4	5.16	1.42	1.38
36	A5	1157	G	N9-C8	-5.16	1.34	1.37
48	DJ	8	PRO	CB-CG	5.16	1.75	1.50
36	A1	1409	G	C6-N1	-5.16	1.35	1.39
36	A1	1908	A	P-OP2	-5.16	1.40	1.49
36	A1	3216	G	N9-C8	-5.16	1.34	1.37
36	A1	795	G	N1-C2	-5.16	1.33	1.37
36	A5	2414	G	C5-C4	-5.16	1.34	1.38
36	A5	2858	U	C2-O2	-5.16	1.17	1.22
36	A1	1202	A	C6-N1	-5.15	1.31	1.35
36	A1	1741	A	C5-C6	-5.15	1.36	1.41
36	A1	2595	A	N9-C8	5.15	1.41	1.37
36	A1	1450	G	C2-N3	-5.15	1.28	1.32
38	A4	21	C	P-O5'	-5.15	1.54	1.59
36	A5	984	G	C6-N1	-5.15	1.35	1.39
36	A5	1151	U	C2-N3	-5.15	1.34	1.37
36	A1	2364	G	N3-C4	-5.15	1.31	1.35
36	A5	1208	U	C2-N3	-5.14	1.34	1.37
36	A5	2172	A	N9-C4	-5.14	1.34	1.37
36	A5	404	G	N9-C8	-5.14	1.34	1.37
36	A1	638	C	C2-O2	-5.14	1.19	1.24
36	A1	2394	G	C8-N7	-5.14	1.27	1.30
36	A1	2920	U	C2-O2	-5.14	1.17	1.22
38	A4	48	A	N7-C5	-5.14	1.36	1.39
36	A1	892	U	C4-O4	-5.14	1.19	1.23
36	A1	1133	A	N9-C4	-5.14	1.34	1.37
80	A6	1	U	N1-C2	5.13	1.43	1.38
36	A5	3316	A	N3-C4	-5.13	1.31	1.34
36	A1	832	G	C6-N1	-5.13	1.35	1.39
36	A1	1480	G	C8-N7	-5.13	1.27	1.30
46	DH	82	VAL	CB-CG2	-5.13	1.42	1.52
36	A1	1131	G	C6-N1	-5.13	1.35	1.39
36	A1	1837	U	P-OP2	-5.13	1.40	1.49
36	A1	1328	C	N1-C6	-5.13	1.34	1.37
36	A5	609	G	N3-C4	-5.13	1.31	1.35
36	A1	1841	A	N9-C4	5.13	1.41	1.37
80	A6	687	G	N9-C4	-5.12	1.33	1.38
36	A5	1338	C	C4-N4	-5.12	1.29	1.33
36	A1	221	A	N9-C8	-5.12	1.33	1.37
36	A1	951	A	N9-C4	-5.12	1.34	1.37

Continued on next page...

Continued from previous page...

Mol	Chain	Res	Type	Atoms	Z	Observed(Å)	Ideal(Å)
36	A1	2149	A	C6-N1	-5.12	1.31	1.35
36	A5	1797	A	C5-C4	-5.12	1.35	1.38
36	A5	2666	C	N1-C6	-5.12	1.34	1.37
36	A5	2859	U	N3-C4	-5.12	1.33	1.38
36	A1	73	C	N1-C6	-5.12	1.34	1.37
36	A1	2642	A	N3-C4	-5.12	1.31	1.34
36	A1	2877	G	C6-N1	-5.12	1.35	1.39
36	A5	2865	U	N1-C2	5.12	1.43	1.38
36	A1	3319	U	N1-C2	5.11	1.43	1.38
36	A5	2928	C	C4'-C3'	-5.11	1.47	1.52
36	A5	2936	A	C4'-C3'	-5.11	1.47	1.52
1	A2	387	A	N7-C5	5.11	1.42	1.39
36	A1	159	A	N9-C4	-5.11	1.34	1.37
36	A1	338	A	C5-C4	-5.11	1.35	1.38
36	A5	1117	G	C6-O6	-5.11	1.19	1.24
38	A4	13	A	C5-C6	-5.11	1.36	1.41
36	A1	835	G	C5-C4	-5.11	1.34	1.38
36	A5	891	G	N3-C4	-5.11	1.31	1.35
36	A5	984	G	N9-C8	-5.11	1.34	1.37
36	A1	1481	A	P-O5'	-5.10	1.54	1.59
36	A5	1179	A	P-OP2	-5.10	1.40	1.49
36	A5	1886	A	N3-C4	-5.10	1.31	1.34
36	A1	1431	G	C6-N1	-5.10	1.35	1.39
36	A1	287	G	N3-C4	-5.10	1.31	1.35
80	A6	55	A	C5-C4	-5.10	1.35	1.38
36	A5	1143	A	N3-C4	-5.10	1.31	1.34
36	A5	1902	G	C8-N7	-5.10	1.27	1.30
67	Dd	61	LYS	CD-CE	5.10	1.64	1.51
36	A1	1060	U	C2-N3	-5.10	1.34	1.37
36	A5	38	U	O3'-P	-5.10	1.55	1.61
36	A1	907	G	N7-C5	-5.10	1.36	1.39
36	A1	952	A	C5-C6	-5.10	1.36	1.41
36	A1	1845	G	N7-C5	-5.10	1.36	1.39
36	A5	1898	G	N9-C8	-5.10	1.34	1.37
36	A5	2243	A	N3-C4	-5.09	1.31	1.34
36	A1	1305	U	C2-N3	-5.09	1.34	1.37
36	A1	2160	G	N7-C5	-5.09	1.36	1.39
36	A5	2934	A	C6-N1	-5.09	1.31	1.35
36	A1	2888	U	C4-O4	-5.09	1.19	1.23
36	A5	2371	G	N1-C2	-5.09	1.33	1.37
64	Ba	42	ARG	CZ-NH2	5.09	1.39	1.33
52	BO	158[B]	ASP	C-N	-5.09	1.22	1.34

Continued on next page...

Continued from previous page...

Mol	Chain	Res	Type	Atoms	Z	Observed(Å)	Ideal(Å)
36	A5	397	A	N3-C4	-5.09	1.31	1.34
36	A5	2659	G	N1-C2	-5.09	1.33	1.37
80	A6	49	C	P-OP2	-5.08	1.40	1.49
36	A5	2147	A	C5-C4	-5.08	1.35	1.38
36	A5	2620	G	C5-C4	-5.08	1.34	1.38
36	A5	2693	C	N3-C4	-5.08	1.30	1.33
36	A5	999	G	C5-C4	-5.08	1.34	1.38
36	A1	2987	A	C6-N1	-5.08	1.31	1.35
1	A2	142	G	N9-C4	-5.08	1.33	1.38
36	A1	1164	G	N9-C4	-5.08	1.33	1.38
36	A5	2141	U	P-OP1	-5.08	1.40	1.49
36	A1	2132	C	P-OP1	-5.08	1.40	1.49
36	A1	2147	A	C5-C4	-5.08	1.35	1.38
36	A5	652	G	N7-C5	-5.08	1.36	1.39
36	A5	1910	A	C6-N6	-5.08	1.29	1.33
36	A1	679	U	C2-N3	-5.07	1.34	1.37
80	A6	420	A	N9-C4	-5.07	1.34	1.37
36	A5	1145	G	C2-N3	-5.07	1.28	1.32
36	A1	1124	U	C4-C5	-5.07	1.39	1.43
38	A4	23	U	C2-N3	5.07	1.41	1.37
36	A5	656	A	O3'-P	-5.07	1.55	1.61
36	A5	1117	G	C8-N7	-5.07	1.27	1.30
36	A1	50	U	N3-C4	-5.07	1.33	1.38
36	A5	987	U	C4-C5	5.07	1.48	1.43
36	A5	2302	G	C6-N1	-5.07	1.36	1.39
36	A5	2922	G	C5-C6	-5.07	1.37	1.42
36	A1	2370	G	N7-C5	-5.06	1.36	1.39
36	A1	923	C	N1-C2	-5.06	1.35	1.40
36	A5	34	A	N3-C4	-5.06	1.31	1.34
36	A5	3122	A	N7-C5	-5.06	1.36	1.39
36	A1	1454	A	N9-C4	-5.06	1.34	1.37
36	A5	1188	U	C2-N3	-5.06	1.34	1.37
36	A1	1299	U	C4-O4	-5.06	1.19	1.23
36	A1	1310	G	N1-C2	-5.06	1.33	1.37
36	A1	1417	G	C5-C4	-5.05	1.34	1.38
36	A1	3063	C	N3-C4	-5.05	1.30	1.33
80	A6	539	G	C5-C4	5.05	1.41	1.38
36	A5	2372	A	C3'-O3'	5.05	1.49	1.42
36	A1	2412	G	N7-C5	-5.05	1.36	1.39
36	A1	2860	U	P-O5'	-5.05	1.54	1.59
36	A5	1188	U	C5-C6	-5.05	1.29	1.34
36	A5	2717	U	C2-O2	-5.05	1.17	1.22

Continued on next page...

Continued from previous page...

Mol	Chain	Res	Type	Atoms	Z	Observed(Å)	Ideal(Å)
36	A5	2855	U	C4-O4	-5.05	1.19	1.23
36	A1	960	U	C2-O2	5.05	1.26	1.22
36	A1	1165	A	C6-N6	-5.05	1.29	1.33
36	A5	585	A	N3-C4	-5.05	1.31	1.34
51	DN	94	TYR	CE1-CZ	5.05	1.45	1.38
76	Dm	79	GLU	CD-OE2	5.05	1.31	1.25
36	A1	936	A	C6-N6	-5.05	1.29	1.33
36	A5	2993	G	N1-C2	-5.05	1.33	1.37
36	A1	3307	A	C6-N1	-5.04	1.32	1.35
36	A5	2882	U	C2-O2	-5.04	1.17	1.22
55	BR	125	LYS	CD-CE	5.04	1.63	1.51
36	A5	1295	G	C6-N1	-5.04	1.36	1.39
46	DH	110	LYS	CD-CE	5.04	1.63	1.51
36	A1	574	U	C4-O4	-5.04	1.19	1.23
80	A6	335	U	N1-C2	-5.04	1.34	1.38
36	A1	1852	G	C6-O6	5.04	1.28	1.24
80	A6	158	U	C3'-O3'	5.04	1.49	1.42
36	A5	877	C	C4-N4	-5.04	1.29	1.33
36	A5	1123	U	N3-C4	-5.04	1.33	1.38
36	A5	1435	A	C6-N6	-5.04	1.29	1.33
55	DR	72	GLU	CG-CD	5.04	1.59	1.51
36	A1	345	G	N7-C5	-5.04	1.36	1.39
36	A1	893	C	P-OP2	-5.04	1.40	1.49
36	A1	2833	A	N9-C4	-5.04	1.34	1.37
36	A5	2958	A	N9-C4	-5.04	1.34	1.37
1	A2	1773	C	C4-N4	5.03	1.38	1.33
36	A5	652	G	N9-C8	-5.03	1.34	1.37
36	A1	198	A	C6-N1	-5.03	1.32	1.35
36	A5	726	G	N7-C5	-5.03	1.36	1.39
36	A5	1427	U	C2-N3	-5.03	1.34	1.37
36	A1	2393	G	N9-C8	-5.03	1.34	1.37
36	A1	919	U	C4-O4	-5.03	1.19	1.23
36	A1	1145	G	C8-N7	-5.03	1.27	1.30
36	A1	3375	A	N7-C5	-5.03	1.36	1.39
80	A6	1723	U	C2-N3	-5.03	1.34	1.37
36	A5	1049	C	C4-N4	-5.03	1.29	1.33
37	A7	88	G	C2-N3	-5.03	1.28	1.32
36	A1	2302	G	N1-C2	-5.02	1.33	1.37
36	A5	1299	U	C4-O4	-5.02	1.19	1.23
36	A5	333	G	C6-N1	-5.02	1.36	1.39
36	A5	2743	A	C6-N6	-5.02	1.29	1.33
1	A2	1782	A	N3-C4	-5.02	1.31	1.34

Continued on next page...

Continued from previous page...

Mol	Chain	Res	Type	Atoms	Z	Observed(Å)	Ideal(Å)
31	Ad	7	TRP	CB-CG	5.02	1.59	1.50
36	A1	2919	A	C6-N1	-5.02	1.32	1.35
80	A6	609	U	C2-N3	-5.02	1.34	1.37
36	A5	2366	C	C2-N3	5.02	1.39	1.35
36	A1	952	A	N7-C5	-5.01	1.36	1.39
80	A6	47	A	C5'-C4'	-5.01	1.45	1.51
36	A5	106	A	N9-C4	-5.01	1.34	1.37
67	Dd	102	LYS	CD-CE	5.01	1.63	1.51
36	A1	952	A	C6-N6	-5.01	1.29	1.33
36	A1	2350	C	N1-C6	-5.01	1.34	1.37
36	A1	3139	A	C6-N6	-5.01	1.29	1.33
38	A4	36	G	N9-C4	-5.01	1.33	1.38
80	A6	1595	U	N3-C4	-5.01	1.33	1.38
36	A5	282	G	N3-C4	-5.01	1.31	1.35
36	A5	867	G	C2-N3	-5.01	1.28	1.32
36	A5	3187	A	C6-N1	-5.01	1.32	1.35
1	A2	1758	U	N1-C2	5.01	1.43	1.38
36	A1	357	A	N3-C4	-5.01	1.31	1.34
36	A1	413	U	C4-O4	-5.01	1.19	1.23
36	A1	1056	U	C4-O4	-5.01	1.19	1.23
80	A6	1602	C	N3-C4	-5.01	1.30	1.33
36	A5	2190	U	C2-O2	-5.01	1.17	1.22
80	A6	437	A	N9-C4	-5.01	1.34	1.37
36	A1	372	A	N3-C4	5.01	1.37	1.34
80	A6	163	G	N9-C8	5.01	1.41	1.37
36	A5	2375	G	C6-O6	-5.01	1.19	1.24
36	A5	3245	A	N1-C2	5.01	1.38	1.34
73	Bj	43	LYS	CD-CE	5.00	1.63	1.51
36	A5	2930	A	N3-C4	5.00	1.37	1.34
36	A1	406	G	C6-N1	-5.00	1.36	1.39
36	A1	2369	G	N9-C8	-5.00	1.34	1.37
36	A5	2291	A	N9-C4	-5.00	1.34	1.37
36	A5	2652	U	N1-C2	-5.00	1.34	1.38
36	A5	2944	U	C4-O4	-5.00	1.19	1.23
69	Df	91	ALA	N-CA	5.00	1.56	1.46
36	A1	668	G	C5-C4	-5.00	1.34	1.38
36	A1	2697	A	C6-N1	-5.00	1.32	1.35
36	A5	1184	A	N3-C4	-5.00	1.31	1.34
36	A5	1388	U	C2-O2	-5.00	1.17	1.22
36	A5	2315	G	N9-C4	-5.00	1.33	1.38
37	A7	12	U	C4-O4	-5.00	1.19	1.23

All (9884) bond angle outliers are listed below:

Mol	Chain	Res	Type	Atoms	Z	Observed(°)	Ideal(°)
36	A1	2777	G	C4-C5-N7	50.47	130.99	110.80
36	A1	2777	G	N9-C4-C5	-40.53	89.19	105.40
36	A1	2777	G	C5-C6-O6	-39.10	105.14	128.60
52	BO	3[A]	VAL	CA-C-N	-39.08	31.23	117.20
36	A5	1152	G	N3-C4-C5	33.63	145.41	128.60
36	A1	2777	G	N1-C6-O6	32.55	139.43	119.90
36	A1	2777	G	C6-C5-N7	-32.03	111.18	130.40
36	A5	1152	G	N3-C4-N9	-31.59	107.05	126.00
52	BO	3[A]	VAL	C-N-CA	-31.16	43.80	121.70
36	A5	1152	G	N3-C2-N2	-26.99	101.01	119.90
36	A1	2777	G	C5-N7-C8	-26.62	90.99	104.30
36	A1	3242	G	N3-C4-N9	-25.00	111.00	126.00
36	A5	1152	G	C2-N3-C4	-24.03	99.89	111.90
36	A1	2714	G	N3-C4-C5	22.55	139.87	128.60
36	A5	922	U	C5-C6-N1	-22.08	111.66	122.70
36	A5	922	U	C2-N3-C4	-21.60	114.04	127.00
80	A6	1773	C	N3-C4-C5	-21.52	113.29	121.90
36	A1	2777	G	N3-C4-N9	20.18	138.11	126.00
36	A5	1152	G	C5-N7-C8	-20.02	94.29	104.30
36	A1	1495	U	C5-C6-N1	-19.83	112.79	122.70
36	A1	2714	G	N3-C4-N9	-19.57	114.26	126.00
36	A5	922	U	N1-C2-N3	19.47	126.58	114.90
36	A5	1152	G	C8-N9-C1'	18.98	151.68	127.00
36	A5	3245	A	C2-N3-C4	-18.87	101.16	110.60
36	A1	2714	G	C2-N3-C4	-18.73	102.53	111.90
1	A2	553	G	N1-C6-O6	18.62	131.07	119.90
36	A5	3245	A	C5-N7-C8	-18.61	94.59	103.90
36	A1	3242	G	N3-C4-C5	18.44	137.82	128.60
1	A2	1200	G	N1-C6-O6	17.86	130.61	119.90
36	A1	1492	G	N3-C4-C5	-17.61	119.79	128.60
80	A6	609	U	C5-C6-N1	-17.30	114.05	122.70
36	A5	1152	G	N1-C6-O6	17.20	130.22	119.90
36	A1	2617	U	C5-C6-N1	-16.99	114.21	122.70
36	A5	1152	G	C4-N9-C1'	-16.85	104.59	126.50
36	A5	1152	G	C4-C5-N7	16.78	117.51	110.80
36	A1	2777	G	C8-N9-C4	16.56	113.03	106.40
80	A6	609	U	C5-C4-O4	16.48	135.79	125.90
36	A1	2952	G	C5-C6-O6	-16.45	118.73	128.60
36	A5	1152	G	N1-C2-N2	16.25	130.82	116.20
36	A1	1495	U	C4-C5-C6	16.12	129.37	119.70
36	A5	922	U	N1-C2-O2	-16.09	111.53	122.80
36	A5	3245	A	N7-C8-N9	15.82	121.71	113.80
80	A6	553	G	N1-C6-O6	15.73	129.34	119.90

Continued on next page...

Continued from previous page...

Mol	Chain	Res	Type	Atoms	Z	Observed(°)	Ideal(°)
80	A6	337	G	C6-C5-N7	-15.69	120.99	130.40
36	A5	776	U	C5-C6-N1	-15.52	114.94	122.70
36	A5	2726	C	C6-N1-C2	-15.44	114.12	120.30
36	A1	1308	A	N7-C8-N9	15.43	121.51	113.80
36	A1	517	G	C8-N9-C4	-15.42	100.23	106.40
36	A1	1495	U	N1-C2-N3	15.31	124.09	114.90
36	A1	3242	G	N3-C2-N2	-15.29	109.20	119.90
36	A1	2846	U	C5-C4-O4	15.27	135.06	125.90
36	A5	1450	G	C5-N7-C8	15.24	111.92	104.30
36	A1	644	G	C5-C6-O6	15.20	137.72	128.60
36	A1	1409	G	N1-C6-O6	-15.20	110.78	119.90
36	A1	3242	G	C8-N9-C1'	15.18	146.74	127.00
36	A1	804	C	N1-C2-O2	-15.14	109.82	118.90
1	A2	577	G	C4-C5-N7	15.02	116.81	110.80
36	A5	3245	A	C4-C5-N7	14.99	118.19	110.70
80	A6	163	G	C5-N7-C8	-14.81	96.89	104.30
36	A5	3245	A	N1-C6-N6	14.78	127.47	118.60
36	A1	1308	A	C8-N9-C4	-14.71	99.92	105.80
36	A1	3306	U	N1-C2-N3	14.70	123.72	114.90
36	A1	1492	G	C5-N7-C8	14.61	111.61	104.30
36	A5	3245	A	C6-C5-N7	-14.56	122.11	132.30
36	A1	1902	G	N1-C6-O6	14.47	128.58	119.90
36	A1	3242	G	N9-C4-C5	14.45	111.18	105.40
80	A6	337	G	C8-N9-C1'	-14.40	108.28	127.00
36	A5	1152	G	C5-C6-O6	-14.38	119.97	128.60
36	A1	2827	U	C5-C6-N1	-14.27	115.57	122.70
36	A1	1592	G	C5-C6-N1	14.27	118.63	111.50
1	A2	1200	G	C5-C6-O6	-14.23	120.06	128.60
36	A1	2278	C	N1-C2-O2	-14.20	110.38	118.90
80	A6	163	G	N3-C4-C5	14.20	135.70	128.60
80	A6	163	G	N3-C4-N9	-14.19	117.48	126.00
36	A1	3306	U	N3-C2-O2	-14.18	112.27	122.20
1	A2	1773	C	N3-C4-C5	-14.15	116.24	121.90
36	A5	2353	G	C5-C6-O6	-14.14	120.12	128.60
36	A1	2434	U	C5-C4-O4	14.07	134.34	125.90
36	A1	1492	G	C2-N3-C4	14.07	118.93	111.90
36	A5	2726	C	C5-C4-N4	14.02	130.02	120.20
36	A5	2634	U	C2-N3-C4	-13.99	118.61	127.00
36	A1	885	U	C5-C6-N1	-13.96	115.72	122.70
36	A5	2634	U	C5-C4-O4	-13.96	117.53	125.90
36	A5	776	U	N1-C2-N3	13.95	123.27	114.90
36	A1	2298	U	C5-C6-N1	-13.92	115.74	122.70

Continued on next page...

Continued from previous page...

Mol	Chain	Res	Type	Atoms	Z	Observed(°)	Ideal(°)
36	A5	1592	G	N1-C6-O6	-13.92	111.55	119.90
36	A1	2679	A	C2-N3-C4	-13.84	103.68	110.60
36	A1	709	A	C8-N9-C4	13.83	111.33	105.80
36	A1	776	U	C4-C5-C6	13.82	128.00	119.70
80	A6	163	G	C2-N3-C4	-13.82	104.99	111.90
80	A6	609	U	N3-C4-O4	-13.74	109.78	119.40
36	A1	2278	C	N1-C2-N3	13.64	128.75	119.20
36	A1	2617	U	C5-C4-O4	13.48	133.99	125.90
36	A5	2245	C	C6-N1-C2	-13.44	114.93	120.30
36	A5	776	U	C4-C5-C6	13.41	127.75	119.70
1	A2	1560	U	C5-C4-O4	13.36	133.91	125.90
36	A5	2372	A	C8-N9-C4	-13.34	100.47	105.80
80	A6	308	C	C5-C6-N1	-13.32	114.34	121.00
80	A6	337	G	C4-N9-C1'	13.31	143.80	126.50
36	A5	1450	G	N7-C8-N9	-13.30	106.45	113.10
36	A1	1216	C	C6-N1-C2	-13.27	114.99	120.30
1	A2	1773	C	C6-N1-C2	-13.23	115.01	120.30
36	A5	922	U	C4-C5-C6	13.22	127.63	119.70
36	A1	3242	G	C4-N9-C1'	-13.22	109.31	126.50
36	A1	1592	G	C4-C5-N7	13.19	116.08	110.80
36	A1	2836	C	C5-C4-N4	13.19	129.43	120.20
80	A6	1280	C	N3-C4-C5	-13.12	116.65	121.90
36	A5	631	U	N3-C2-O2	-13.11	113.02	122.20
36	A1	2278	C	C6-N1-C2	-13.07	115.07	120.30
80	A6	1773	C	N3-C4-N4	13.03	127.12	118.00
36	A1	2983	C	C5-C6-N1	-13.02	114.49	121.00
36	A5	2278	C	N1-C2-O2	-12.99	111.11	118.90
36	A5	2303	A	C2-N3-C4	12.97	117.08	110.60
36	A5	2361	A	C2-N3-C4	12.96	117.08	110.60
36	A5	3214	U	C5-C4-O4	12.88	133.63	125.90
36	A1	1846	C	N1-C2-O2	-12.87	111.18	118.90
36	A1	1342	C	N3-C4-C5	12.86	127.04	121.90
36	A5	2726	C	N1-C2-N3	12.84	128.19	119.20
36	A1	2983	C	C5-C4-N4	12.79	129.15	120.20
36	A1	3242	G	N1-C2-N2	12.77	127.69	116.20
36	A5	1208	U	N3-C4-O4	-12.77	110.46	119.40
36	A1	1592	G	N3-C2-N2	12.74	128.82	119.90
36	A1	2617	U	N3-C4-O4	-12.71	110.51	119.40
80	A6	453	U	N3-C2-O2	-12.70	113.31	122.20
1	A2	577	G	C5-N7-C8	-12.68	97.96	104.30
36	A5	1208	U	C5-C4-O4	12.68	133.51	125.90
36	A5	2308	C	N1-C2-O2	-12.67	111.30	118.90

Continued on next page...

Continued from previous page...

Mol	Chain	Res	Type	Atoms	Z	Observed(°)	Ideal(°)
36	A1	2617	U	C2-N3-C4	-12.66	119.40	127.00
36	A5	2327	U	C5-C6-N1	-12.66	116.37	122.70
36	A5	3214	U	N3-C2-O2	-12.64	113.35	122.20
36	A5	1152	G	C4-C5-C6	-12.63	111.22	118.80
36	A1	3269	U	N3-C2-O2	-12.62	113.37	122.20
68	De	43	ARG	NE-CZ-NH1	12.58	126.59	120.30
36	A1	3306	U	C5-C4-O4	12.57	133.44	125.90
36	A1	1492	G	C4-C5-N7	-12.56	105.78	110.80
36	A1	2314	U	N1-C2-N3	-12.56	107.36	114.90
36	A5	2758	A	C2-N3-C4	12.56	116.88	110.60
1	A2	1541	G	N1-C6-O6	-12.55	112.37	119.90
36	A1	709	A	N7-C8-N9	-12.51	107.54	113.80
36	A1	1911	A	N1-C6-N6	12.50	126.10	118.60
80	A6	308	C	C2-N3-C4	-12.46	113.67	119.90
36	A1	2726	C	C6-N1-C2	-12.44	115.33	120.30
36	A5	1371	G	N1-C6-O6	-12.43	112.44	119.90
36	A1	2983	C	N3-C4-N4	-12.43	109.30	118.00
36	A1	2899	C	C4-C5-C6	12.41	123.61	117.40
36	A5	776	U	N3-C2-O2	-12.40	113.52	122.20
36	A5	1846	C	C5-C6-N1	-12.38	114.81	121.00
80	A6	1773	C	C6-N1-C2	-12.38	115.35	120.30
80	A6	337	G	N9-C4-C5	-12.38	100.45	105.40
36	A1	1904	C	N1-C2-O2	-12.36	111.48	118.90
36	A1	2836	C	C4-C5-C6	12.35	123.58	117.40
36	A1	1495	U	N1-C2-O2	-12.35	114.16	122.80
36	A1	1902	G	C5-C6-O6	-12.34	121.19	128.60
36	A1	2952	G	N1-C6-O6	12.32	127.29	119.90
36	A5	1434	G	C5-N7-C8	12.31	110.46	104.30
36	A5	1450	G	C4-C5-N7	-12.30	105.88	110.80
36	A1	54	C	N3-C4-N4	-12.30	109.39	118.00
80	A6	65	A	C2-N3-C4	-12.30	104.45	110.60
36	A1	3344	A	N7-C8-N9	12.29	119.94	113.80
36	A1	1858	A	C2-N3-C4	12.29	116.74	110.60
36	A1	672	A	N1-C6-N6	12.28	125.97	118.60
37	A7	120	C	C6-N1-C2	12.26	125.20	120.30
36	A5	591	G	C5-C6-O6	-12.24	121.25	128.60
36	A1	295	A	C8-N9-C4	-12.24	100.90	105.80
36	A1	3362	A	N1-C6-N6	12.21	125.93	118.60
36	A1	3362	A	C6-C5-N7	-12.16	123.79	132.30
36	A1	1902	G	C6-C5-N7	-12.14	123.12	130.40
62	BY	13	ARG	NE-CZ-NH2	-12.11	114.25	120.30
36	A1	2726	C	N3-C2-O2	-12.08	113.44	121.90

Continued on next page...

Continued from previous page...

Mol	Chain	Res	Type	Atoms	Z	Observed(°)	Ideal(°)
36	A5	2340	U	N3-C4-O4	-12.06	110.96	119.40
36	A1	2846	U	N3-C2-O2	-12.02	113.79	122.20
36	A1	2952	G	C4-C5-N7	12.01	115.60	110.80
80	A6	144	U	N3-C2-O2	-12.00	113.80	122.20
36	A5	3245	A	N1-C2-N3	12.00	135.30	129.30
36	A1	517	G	N7-C8-N9	11.93	119.07	113.10
36	A1	1336	U	N3-C2-O2	-11.93	113.85	122.20
36	A5	1308	A	N7-C8-N9	11.93	119.76	113.80
36	A5	2726	C	C4-C5-C6	11.93	123.36	117.40
80	A6	553	G	C6-C5-N7	-11.92	123.25	130.40
36	A1	1495	U	C2-N3-C4	-11.91	119.85	127.00
36	A5	1056	U	C4-C5-C6	11.91	126.85	119.70
1	A2	1200	G	N3-C2-N2	-11.91	111.56	119.90
36	A1	2617	U	C4-C5-C6	11.89	126.83	119.70
36	A1	435	C	C6-N1-C2	11.84	125.04	120.30
36	A1	2130	G	N1-C6-O6	-11.83	112.80	119.90
36	A5	290	G	N1-C6-O6	-11.82	112.81	119.90
36	A5	966	U	N3-C2-O2	-11.77	113.96	122.20
36	A1	3306	U	N3-C4-O4	-11.76	111.17	119.40
36	A1	2617	U	N1-C2-N3	11.75	121.95	114.90
80	A6	553	G	C5-C6-O6	-11.75	121.55	128.60
36	A1	895	A	C5-N7-C8	-11.75	98.03	103.90
36	A5	667	C	C6-N1-C2	11.72	124.99	120.30
36	A1	2777	G	N3-C2-N2	11.72	128.10	119.90
36	A5	2278	C	N1-C2-N3	11.71	127.40	119.20
1	A2	577	G	C5-C6-O6	-11.69	121.58	128.60
36	A5	2726	C	N3-C4-C5	-11.67	117.23	121.90
36	A1	2633	U	N3-C2-O2	-11.64	114.05	122.20
36	A5	2808	A	N9-C4-C5	-11.64	101.14	105.80
36	A1	979	U	C6-N1-C2	-11.64	114.02	121.00
36	A1	942	U	N3-C4-O4	-11.61	111.27	119.40
36	A1	1156	C	N3-C4-C5	11.59	126.54	121.90
36	A1	3344	A	C6-C5-N7	-11.58	124.19	132.30
36	A1	2679	A	N1-C2-N3	11.57	135.09	129.30
80	A6	1773	C	N1-C2-O2	-11.56	111.96	118.90
80	A6	163	G	C4-C5-N7	11.55	115.42	110.80
80	A6	687	G	N3-C2-N2	-11.55	111.81	119.90
36	A5	1389	G	C4-C5-N7	11.53	115.41	110.80
36	A1	2278	C	C2-N3-C4	-11.52	114.14	119.90
36	A1	2817	A	C6-N1-C2	-11.51	111.69	118.60
1	A2	1782	A	N9-C4-C5	11.51	110.40	105.80
36	A1	2827	U	N3-C2-O2	-11.47	114.17	122.20

Continued on next page...

Continued from previous page...

Mol	Chain	Res	Type	Atoms	Z	Observed(°)	Ideal(°)
80	A6	1027	A	C8-N9-C4	-11.47	101.21	105.80
36	A1	3362	A	C5-N7-C8	-11.46	98.17	103.90
36	A1	645	A	C6-N1-C2	-11.46	111.72	118.60
36	A1	591	G	C5-C6-O6	-11.45	121.73	128.60
36	A1	2983	C	C4-C5-C6	11.44	123.12	117.40
36	A5	1130	A	C2-N3-C4	11.44	116.32	110.60
36	A1	1202	A	C2-N3-C4	-11.43	104.89	110.60
36	A1	3214	U	N3-C2-O2	-11.42	114.21	122.20
36	A5	1592	G	N3-C2-N2	11.41	127.89	119.90
80	A6	609	U	N3-C2-O2	-11.40	114.22	122.20
36	A1	2413	A	N1-C2-N3	-11.36	123.62	129.30
36	A5	2899	C	N3-C2-O2	-11.35	113.96	121.90
36	A5	1797	A	C5-N7-C8	11.34	109.57	103.90
1	A2	553	G	N3-C2-N2	-11.34	111.96	119.90
36	A1	664	U	C5-C6-N1	-11.33	117.04	122.70
36	A1	2726	C	N1-C2-N3	11.32	127.12	119.20
36	A1	1307	G	N1-C6-O6	-11.31	113.11	119.90
36	A1	963	G	C5-C6-O6	-11.31	121.81	128.60
80	A6	609	U	N1-C2-N3	11.31	121.68	114.90
36	A1	776	U	C5-C6-N1	-11.27	117.07	122.70
36	A5	2142	A	C5-C6-N1	11.26	123.33	117.70
1	A2	393	C	C6-N1-C2	11.25	124.80	120.30
36	A1	2353	G	C5-C6-O6	-11.24	121.86	128.60
36	A5	414	U	C4-C5-C6	11.24	126.44	119.70
36	A1	776	U	N1-C2-N3	11.24	121.64	114.90
37	A3	81	U	C5-C4-O4	-11.23	119.16	125.90
80	A6	1600	A	C2-N3-C4	-11.23	104.99	110.60
1	A2	639	U	N3-C2-O2	-11.22	114.35	122.20
36	A1	645	A	C5-C6-N1	11.21	123.31	117.70
80	A6	1596	C	N3-C2-O2	-11.20	114.06	121.90
1	A2	1280	C	N3-C4-C5	-11.19	117.42	121.90
36	A5	3377	G	C5-C6-O6	-11.18	121.89	128.60
36	A1	2772	C	C2-N1-C1'	11.18	131.09	118.80
1	A2	1600	A	C2-N3-C4	-11.17	105.02	110.60
36	A5	2744	U	N3-C2-O2	-11.17	114.38	122.20
36	A5	1004	U	N1-C2-O2	11.16	130.61	122.80
36	A1	1838	G	N1-C6-O6	11.16	126.59	119.90
36	A1	3362	A	N1-C2-N3	11.16	134.88	129.30
36	A1	895	A	C8-N9-C4	-11.15	101.34	105.80
1	A2	577	G	N1-C6-O6	11.13	126.58	119.90
36	A5	15	C	C6-N1-C2	-11.12	115.85	120.30
36	A1	895	A	N7-C8-N9	11.12	119.36	113.80

Continued on next page...

Continued from previous page...

Mol	Chain	Res	Type	Atoms	Z	Observed(°)	Ideal(°)
36	A1	1858	A	N3-C4-C5	-11.12	119.02	126.80
36	A1	3362	A	C2-N3-C4	-11.11	105.04	110.60
80	A6	639	U	N3-C2-O2	-11.11	114.42	122.20
36	A1	1741	A	C2-N3-C4	-11.11	105.04	110.60
36	A5	2278	C	N3-C4-N4	-11.08	110.25	118.00
38	A4	113	U	N1-C2-N3	11.06	121.53	114.90
80	A6	337	G	N1-C6-O6	11.05	126.53	119.90
80	A6	1560	U	N3-C2-O2	-11.05	114.47	122.20
36	A1	2634	U	C2-N3-C4	-11.02	120.39	127.00
36	A5	2836	C	C2-N3-C4	-11.02	114.39	119.90
36	A1	2993	G	N3-C4-N9	-11.01	119.40	126.00
36	A5	3060	C	N1-C2-O2	-11.00	112.30	118.90
36	A1	2169	G	N1-C6-O6	-10.98	113.31	119.90
36	A5	3138	U	N1-C2-O2	-10.98	115.12	122.80
36	A1	3362	A	N7-C8-N9	10.96	119.28	113.80
80	A6	1514	U	C5-C4-O4	10.96	132.47	125.90
80	A6	1773	C	C4-C5-C6	10.96	122.88	117.40
80	A6	453	U	C5-C4-O4	10.93	132.46	125.90
80	A6	1745	G	C5-C6-N1	10.93	116.97	111.50
1	A2	1782	A	C8-N9-C4	-10.91	101.43	105.80
36	A5	947	G	N3-C4-C5	-10.90	123.15	128.60
36	A5	776	U	C5-C4-O4	10.88	132.43	125.90
36	A5	931	C	C2-N3-C4	-10.88	114.46	119.90
36	A5	1119	C	N3-C4-C5	10.88	126.25	121.90
36	A1	2198	A	C8-N9-C4	10.88	110.15	105.80
36	A1	645	A	C2-N3-C4	10.87	116.04	110.60
36	A5	1403	C	C6-N1-C2	10.87	124.65	120.30
36	A5	420	G	C6-N1-C2	-10.87	118.58	125.10
36	A1	3375	A	C8-N9-C4	-10.86	101.45	105.80
36	A5	41	G	N1-C6-O6	10.86	126.42	119.90
36	A5	41	G	C5-C6-O6	-10.86	122.09	128.60
36	A1	2827	U	C5-C4-O4	10.85	132.41	125.90
36	A1	1929	G	C8-N9-C4	10.85	110.74	106.40
36	A5	2341	A	C8-N9-C4	10.84	110.14	105.80
36	A1	1409	G	C5-C6-O6	10.81	135.09	128.60
36	A1	644	G	C8-N9-C4	-10.81	102.08	106.40
36	A5	2343	C	N3-C4-C5	10.81	126.22	121.90
36	A1	3092	C	C6-N1-C2	10.80	124.62	120.30
36	A1	1048	A	N1-C2-N3	-10.79	123.90	129.30
36	A5	2726	C	N3-C2-O2	-10.79	114.35	121.90
1	A2	144	U	N3-C2-O2	-10.79	114.65	122.20
36	A5	2634	U	C5-C6-N1	-10.78	117.31	122.70

Continued on next page...

Continued from previous page...

Mol	Chain	Res	Type	Atoms	Z	Observed(°)	Ideal(°)
36	A5	922	U	C2-N1-C1'	-10.76	104.79	117.70
36	A1	105	C	C2-N3-C4	-10.76	114.52	119.90
36	A1	1403	C	C2-N3-C4	-10.75	114.52	119.90
36	A5	2632	G	N1-C6-O6	-10.75	113.45	119.90
36	A1	2726	C	C5-C4-N4	10.74	127.72	120.20
36	A1	2179	C	N3-C4-C5	10.73	126.19	121.90
1	A2	1560	U	N3-C2-O2	-10.71	114.70	122.20
1	A2	1455	G	C5-C6-N1	-10.71	106.15	111.50
80	A6	1595	U	N3-C4-O4	-10.70	111.91	119.40
36	A5	1147	G	C4-C5-N7	-10.70	106.52	110.80
36	A1	2142	A	C6-N1-C2	-10.69	112.19	118.60
36	A5	2234	G	C5-C6-O6	-10.69	122.19	128.60
80	A6	1634	C	N1-C2-O2	10.69	125.31	118.90
36	A1	929	A	N1-C2-N3	10.69	134.64	129.30
36	A5	2288	G	C5-C6-N1	10.68	116.84	111.50
36	A1	340	C	N3-C4-N4	-10.68	110.53	118.00
36	A1	963	G	N1-C6-O6	10.67	126.30	119.90
36	A5	2899	C	N1-C2-N3	10.66	126.66	119.20
36	A5	2353	G	N1-C6-O6	10.66	126.30	119.90
36	A5	1434	G	N7-C8-N9	-10.66	107.77	113.10
36	A1	1305	U	N1-C2-O2	10.65	130.25	122.80
36	A5	2290	C	C5-C6-N1	-10.64	115.68	121.00
36	A1	2242	A	N1-C2-N3	10.63	134.61	129.30
36	A1	2298	U	C2-N3-C4	-10.61	120.64	127.00
36	A5	2631	U	C2-N3-C4	-10.61	120.64	127.00
36	A5	2905	U	C5-C6-N1	-10.60	117.40	122.70
38	A4	113	U	C5-C4-O4	10.59	132.26	125.90
1	A2	553	G	C5-C6-N1	-10.57	106.21	111.50
38	A4	113	U	C5-C6-N1	-10.57	117.42	122.70
36	A5	957	C	N3-C4-C5	10.57	126.13	121.90
36	A5	2512	C	C6-N1-C2	-10.57	116.07	120.30
36	A5	1592	G	N1-C2-N2	-10.54	106.71	116.20
36	A1	1589	A	C5-C6-N6	-10.53	115.27	123.70
1	A2	577	G	C6-C5-N7	-10.53	124.08	130.40
36	A5	3122	A	C8-N9-C4	-10.53	101.59	105.80
36	A1	821	U	N3-C4-O4	-10.53	112.03	119.40
36	A1	2434	U	N3-C4-O4	-10.52	112.03	119.40
36	A1	3046	A	C8-N9-C4	-10.52	101.59	105.80
36	A5	546	C	C2-N1-C1'	10.50	130.35	118.80
36	A5	2314	U	C5-C4-O4	-10.50	119.60	125.90
36	A1	3181	C	C6-N1-C2	-10.50	116.10	120.30
36	A5	1911	A	C8-N9-C4	10.49	110.00	105.80

Continued on next page...

Continued from previous page...

Mol	Chain	Res	Type	Atoms	Z	Observed(°)	Ideal(°)
36	A1	1389	G	C5-C6-O6	-10.49	122.31	128.60
36	A1	340	C	N3-C2-O2	-10.48	114.56	121.90
36	A5	1907	C	C6-N1-C2	-10.48	116.11	120.30
80	A6	1539	G	N3-C4-C5	10.48	133.84	128.60
36	A5	2211	U	C4-C5-C6	10.48	125.99	119.70
36	A1	30	G	N1-C6-O6	-10.47	113.62	119.90
36	A1	1492	G	N3-C4-N9	10.47	132.28	126.00
36	A1	2868	U	C5-C6-N1	-10.47	117.47	122.70
36	A1	3344	A	C5-N7-C8	-10.46	98.67	103.90
36	A1	1119	C	C2-N3-C4	-10.44	114.68	119.90
36	A5	2314	U	N3-C4-O4	10.44	126.71	119.40
36	A1	2846	U	N1-C2-N3	10.44	121.16	114.90
80	A6	163	G	N7-C8-N9	10.43	118.32	113.10
36	A5	1848	G	C5-C6-O6	-10.43	122.34	128.60
36	A1	3217	C	N1-C2-O2	10.43	125.16	118.90
36	A1	2392	C	N3-C4-C5	10.42	126.07	121.90
80	A6	337	G	C4-C5-N7	10.42	114.97	110.80
36	A1	1367	G	N3-C2-N2	10.42	127.19	119.90
36	A1	2279	A	N9-C4-C5	-10.41	101.64	105.80
36	A5	3172	A	C8-N9-C4	10.41	109.97	105.80
1	A2	639	U	N1-C2-O2	10.40	130.08	122.80
36	A1	785	G	C2-N3-C4	10.40	117.10	111.90
36	A5	1301	A	N1-C6-N6	10.40	124.84	118.60
1	A2	1782	A	C5-C6-N6	10.40	132.02	123.70
36	A1	785	G	N3-C4-C5	-10.39	123.40	128.60
36	A1	931	C	C5-C6-N1	-10.39	115.80	121.00
68	De	27	ARG	NE-CZ-NH2	-10.39	115.10	120.30
80	A6	308	C	C2-N1-C1'	-10.39	107.37	118.80
36	A1	2983	C	N3-C2-O2	-10.38	114.64	121.90
80	A6	1329	A	N1-C6-N6	10.37	124.82	118.60
36	A1	2392	C	C2-N3-C4	-10.36	114.72	119.90
36	A5	965	A	C2-N3-C4	10.36	115.78	110.60
36	A5	2836	C	C5-C6-N1	-10.36	115.82	121.00
36	A1	2899	C	C2-N1-C1'	10.35	130.18	118.80
36	A5	930	U	N3-C4-C5	10.33	120.80	114.60
36	A5	2364	G	N1-C6-O6	-10.32	113.71	119.90
36	A1	1433	A	C5-C6-N1	10.32	122.86	117.70
36	A5	2211	U	C5-C4-O4	10.31	132.09	125.90
36	A1	847	A	N1-C6-N6	10.30	124.78	118.60
36	A5	1797	A	N7-C8-N9	-10.30	108.65	113.80
36	A1	2879	C	N3-C4-C5	-10.29	117.78	121.90
36	A1	2361	A	C8-N9-C4	-10.29	101.68	105.80

Continued on next page...

Continued from previous page...

Mol	Chain	Res	Type	Atoms	Z	Observed(°)	Ideal(°)
36	A1	1341	U	C5-C4-O4	10.29	132.07	125.90
80	A6	543	C	N3-C2-O2	-10.29	114.70	121.90
36	A5	1303	A	N1-C2-N3	-10.29	124.16	129.30
36	A1	2156	C	C6-N1-C2	10.28	124.41	120.30
36	A5	819	U	C5-C6-N1	-10.28	117.56	122.70
36	A1	3242	G	C5-C6-N1	-10.28	106.36	111.50
36	A5	1391	C	N1-C2-O2	-10.28	112.73	118.90
36	A1	2836	C	N1-C2-N3	10.27	126.39	119.20
36	A5	1004	U	N3-C4-O4	-10.26	112.22	119.40
36	A5	1429	G	N3-C2-N2	10.26	127.08	119.90
36	A5	1903	U	N3-C4-O4	10.26	126.58	119.40
36	A1	1164	G	C5-C6-O6	10.24	134.74	128.60
36	A5	2148	U	N1-C2-O2	-10.23	115.64	122.80
36	A1	1164	G	N1-C6-O6	-10.23	113.76	119.90
38	A8	8	C	C6-N1-C2	-10.22	116.21	120.30
36	A1	2289	U	N3-C2-O2	-10.21	115.05	122.20
36	A5	1513	G	C8-N9-C4	-10.21	102.32	106.40
36	A1	979	U	N1-C2-N3	10.20	121.02	114.90
36	A1	2314	U	C5-C4-O4	-10.20	119.78	125.90
36	A1	645	A	C5-C6-N6	-10.19	115.55	123.70
36	A5	1297	C	C2-N3-C4	-10.19	114.80	119.90
36	A5	847	A	C8-N9-C4	10.19	109.88	105.80
36	A1	2983	C	C2-N3-C4	-10.18	114.81	119.90
36	A1	979	U	N3-C2-O2	-10.18	115.08	122.20
36	A5	2257	C	C6-N1-C2	-10.18	116.23	120.30
36	A1	1119	C	N3-C4-C5	10.16	125.96	121.90
36	A5	1056	U	C6-N1-C2	-10.14	114.91	121.00
36	A1	2278	C	N3-C4-N4	-10.14	110.90	118.00
36	A5	414	U	C5-C6-N1	-10.13	117.63	122.70
36	A1	968	G	C8-N9-C4	-10.13	102.35	106.40
36	A1	369	A	C2-N3-C4	10.12	115.66	110.60
36	A1	2369	G	N3-C4-C5	-10.12	123.54	128.60
36	A5	2343	C	C2-N3-C4	-10.12	114.84	119.90
36	A5	1481	A	C8-N9-C4	-10.12	101.75	105.80
36	A5	3096	C	C4-C5-C6	10.11	122.46	117.40
36	A1	3143	C	C6-N1-C2	10.10	124.34	120.30
36	A1	3306	U	C2-N3-C4	-10.10	120.94	127.00
36	A1	644	G	C5-C6-N1	-10.10	106.45	111.50
36	A1	2279	A	N1-C6-N6	10.10	124.66	118.60
36	A5	652	G	N1-C2-N2	-10.09	107.12	116.20
36	A1	2942	C	N1-C2-O2	-10.09	112.85	118.90
36	A1	639	G	N1-C6-O6	10.09	125.95	119.90

Continued on next page...

Continued from previous page...

Mol	Chain	Res	Type	Atoms	Z	Observed(°)	Ideal(°)
36	A5	2632	G	C5-C6-O6	10.06	134.64	128.60
68	Be	33	ARG	NE-CZ-NH1	10.06	125.33	120.30
36	A5	1124	U	C4-C5-C6	-10.06	113.66	119.70
36	A1	1480	G	C5-C6-O6	-10.05	122.57	128.60
36	A5	1208	U	N3-C2-O2	-10.05	115.16	122.20
80	A6	1572	G	C5-C6-O6	-10.05	122.57	128.60
36	A1	3344	A	C8-N9-C4	-10.04	101.78	105.80
80	A6	314	C	C6-N1-C2	-10.04	116.28	120.30
36	A5	877	C	N3-C4-C5	10.04	125.92	121.90
36	A5	1389	G	N9-C4-C5	-10.03	101.39	105.40
36	A5	1440	G	N1-C6-O6	-10.03	113.88	119.90
1	A2	1486	G	C5-N7-C8	-10.03	99.29	104.30
36	A1	2719	U	C5-C6-N1	-10.02	117.69	122.70
36	A5	3006	A	C2-N3-C4	-10.02	105.59	110.60
36	A1	1902	G	N9-C4-C5	-10.02	101.39	105.40
36	A1	2870	C	C6-N1-C1'	10.01	132.81	120.80
36	A1	1119	C	C5-C6-N1	-10.00	116.00	121.00
38	A8	25	G	N1-C6-O6	-10.00	113.90	119.90
36	A1	966	U	N3-C2-O2	-9.99	115.21	122.20
36	A5	340	C	C2-N3-C4	-9.98	114.91	119.90
36	A5	1308	A	C8-N9-C4	-9.98	101.81	105.80
1	A2	507	U	N3-C2-O2	-9.97	115.22	122.20
36	A1	2292	U	C2-N3-C4	-9.97	121.02	127.00
38	A8	32	C	N1-C2-O2	-9.97	112.92	118.90
36	A1	2292	U	C5-C4-O4	-9.96	119.93	125.90
36	A1	2827	U	C4-C5-C6	9.96	125.67	119.70
36	A1	1137	C	C2-N3-C4	-9.94	114.93	119.90
36	A1	2572	C	N1-C2-O2	9.94	124.87	118.90
36	A5	339	C	N3-C4-N4	-9.94	111.04	118.00
36	A5	3362	A	C2-N3-C4	-9.94	105.63	110.60
36	A5	2905	U	C2-N3-C4	-9.94	121.03	127.00
36	A1	958	C	N3-C4-N4	-9.93	111.05	118.00
80	A6	553	G	C4-C5-C6	9.93	124.76	118.80
36	A1	2138	A	C8-N9-C4	-9.92	101.83	105.80
36	A1	2356	A	C5-N7-C8	-9.92	98.94	103.90
36	A1	808	A	N1-C6-N6	-9.91	112.65	118.60
36	A5	2824	G	N3-C2-N2	-9.91	112.96	119.90
36	A5	2366	C	C5-C6-N1	9.91	125.95	121.00
36	A1	743	C	C6-N1-C2	9.91	124.26	120.30
36	A5	2952	G	C5-C6-O6	-9.91	122.66	128.60
36	A5	420	G	C5-C6-O6	-9.90	122.66	128.60
1	A2	542	A	N7-C8-N9	9.90	118.75	113.80

Continued on next page...

Continued from previous page...

Mol	Chain	Res	Type	Atoms	Z	Observed(°)	Ideal(°)
36	A1	2617	U	N3-C2-O2	-9.90	115.27	122.20
1	A2	1096	C	C2-N1-C1'	9.89	129.68	118.80
36	A1	2306	C	N1-C2-O2	9.89	124.83	118.90
36	A1	498	A	N1-C6-N6	-9.89	112.67	118.60
36	A1	2611	U	C5-C6-N1	-9.89	117.76	122.70
36	A5	1484	U	C5-C6-N1	-9.89	117.75	122.70
36	A1	1489	A	N1-C6-N6	9.88	124.53	118.60
1	A2	1745	G	C5-C6-O6	-9.88	122.67	128.60
36	A1	960	U	C6-N1-C2	9.87	126.92	121.00
80	A6	1634	C	C2-N1-C1'	9.87	129.66	118.80
36	A5	2808	A	C8-N9-C4	9.86	109.75	105.80
80	A6	448	C	C6-N1-C2	-9.86	116.36	120.30
36	A5	2118	C	N3-C2-O2	-9.86	115.00	121.90
36	A1	1492	G	N1-C6-O6	-9.84	113.99	119.90
1	A2	1456	C	N3-C4-N4	-9.84	111.11	118.00
36	A1	2353	G	N1-C6-O6	9.83	125.80	119.90
1	A2	553	G	C5-C6-O6	-9.82	122.71	128.60
1	A2	1198	G	C8-N9-C4	-9.82	102.47	106.40
36	A1	2176	U	N3-C2-O2	-9.82	115.33	122.20
36	A5	1152	G	N7-C8-N9	9.82	118.01	113.10
36	A5	1392	G	C8-N9-C4	9.81	110.33	106.40
36	A1	2846	U	N3-C4-O4	-9.81	112.53	119.40
52	DO	182[B]	SER	O-C-N	-9.81	107.01	122.70
36	A5	1655	G	N7-C8-N9	9.80	118.00	113.10
36	A5	1655	G	C8-N9-C4	-9.80	102.48	106.40
36	A1	1475	A	C2-N3-C4	9.79	115.50	110.60
36	A1	940	G	N1-C6-O6	-9.79	114.03	119.90
36	A1	406	G	O4'-C1'-N9	9.78	116.02	108.20
36	A1	50	U	N1-C2-N3	9.78	120.77	114.90
36	A5	835	G	C5-C6-O6	-9.78	122.73	128.60
36	A1	938	C	C2-N3-C4	-9.77	115.01	119.90
36	A1	2609	A	N1-C6-N6	-9.76	112.74	118.60
36	A5	2917	G	C5-C6-O6	-9.76	122.75	128.60
36	A1	2165	G	C5-C6-O6	-9.75	122.75	128.60
36	A5	947	G	C5-C6-N1	9.75	116.38	111.50
36	A5	2134	G	N1-C6-O6	-9.75	114.05	119.90
36	A5	1064	A	N1-C6-N6	9.75	124.45	118.60
36	A1	867	G	N3-C2-N2	-9.75	113.08	119.90
36	A5	2246	G	N9-C4-C5	9.75	109.30	105.40
36	A1	1216	C	C5-C6-N1	9.75	125.87	121.00
36	A5	815	G	N1-C6-O6	-9.75	114.05	119.90
36	A1	3362	A	C4-C5-N7	9.75	115.57	110.70

Continued on next page...

Continued from previous page...

Mol	Chain	Res	Type	Atoms	Z	Observed(°)	Ideal(°)
38	A4	113	U	N3-C2-O2	-9.74	115.38	122.20
36	A5	1147	G	C5-N7-C8	9.74	109.17	104.30
36	A5	3096	C	C2-N3-C4	-9.73	115.03	119.90
36	A5	1448	U	C5-C6-N1	-9.73	117.83	122.70
36	A5	2361	A	N3-C4-C5	-9.73	119.99	126.80
36	A1	350	C	C6-N1-C2	-9.73	116.41	120.30
80	A6	609	U	C4-C5-C6	9.73	125.54	119.70
36	A5	2948	C	N3-C4-N4	-9.73	111.19	118.00
36	A5	1057	A	N1-C6-N6	9.72	124.43	118.60
36	A1	645	A	N3-C4-C5	-9.71	120.00	126.80
36	A5	645	A	C6-N1-C2	-9.71	112.77	118.60
36	A1	2679	A	N1-C6-N6	9.71	124.43	118.60
36	A1	716	A	N1-C6-N6	9.70	124.42	118.60
36	A1	2993	G	N3-C4-C5	9.70	133.45	128.60
36	A1	635	G	C5-C6-O6	-9.69	122.78	128.60
36	A5	2278	C	C6-N1-C2	-9.69	116.42	120.30
1	A2	553	G	C6-C5-N7	-9.69	124.59	130.40
36	A1	2350	C	C2-N3-C4	-9.68	115.06	119.90
36	A1	30	G	C5-C6-O6	9.68	134.41	128.60
80	A6	163	G	C8-N9-C4	-9.68	102.53	106.40
38	A4	81	U	N3-C2-O2	-9.67	115.43	122.20
36	A5	591	G	N1-C6-O6	9.67	125.70	119.90
36	A5	2211	U	N1-C2-N3	9.67	120.70	114.90
80	A6	1749	A	N1-C6-N6	9.67	124.40	118.60
36	A1	2283	G	N1-C6-O6	9.67	125.70	119.90
80	A6	1027	A	N7-C8-N9	9.67	118.63	113.80
36	A5	2391	G	C8-N9-C4	-9.66	102.54	106.40
36	A5	1888	U	C5-C6-N1	-9.65	117.88	122.70
36	A5	1327	C	N3-C4-N4	-9.64	111.25	118.00
36	A1	2142	A	N3-C4-C5	-9.64	120.05	126.80
36	A1	331	G	N1-C6-O6	-9.64	114.12	119.90
36	A1	2343	C	N3-C4-C5	9.63	125.75	121.90
36	A1	2817	A	C5-C6-N1	9.63	122.52	117.70
80	A6	99	C	C2-N3-C4	-9.63	115.08	119.90
36	A5	2757	U	N1-C2-N3	9.63	120.68	114.90
36	A5	3060	C	N3-C4-N4	9.63	124.74	118.00
36	A5	776	U	C2-N3-C4	-9.63	121.22	127.00
1	A2	1782	A	N1-C6-N6	-9.63	112.83	118.60
36	A5	1152	G	C8-N9-C4	-9.63	102.55	106.40
1	A2	1280	C	N3-C4-N4	9.62	124.73	118.00
36	A5	1042	U	N3-C4-O4	-9.62	112.67	119.40
37	A7	49	G	N1-C6-O6	9.62	125.67	119.90

Continued on next page...

Continued from previous page...

Mol	Chain	Res	Type	Atoms	Z	Observed(°)	Ideal(°)
36	A1	3181	C	N1-C2-N3	9.61	125.93	119.20
36	A5	518	G	C5-C6-O6	-9.61	122.83	128.60
36	A1	2572	C	N3-C2-O2	-9.61	115.17	121.90
36	A1	1114	U	C6-N1-C2	9.60	126.76	121.00
40	DB	10	ARG	NE-CZ-NH2	-9.60	115.50	120.30
36	A1	1122	U	C2-N3-C4	-9.59	121.24	127.00
36	A1	1480	G	N1-C6-O6	9.58	125.65	119.90
36	A1	3242	G	C6-C5-N7	9.58	136.15	130.40
36	A1	1405	U	N3-C4-C5	9.58	120.35	114.60
36	A1	952	A	C5-C6-N6	-9.58	116.04	123.70
38	A4	140	G	C8-N9-C4	-9.58	102.57	106.40
36	A5	2424	A	N1-C6-N6	9.58	124.35	118.60
36	A5	340	C	C5-C6-N1	-9.57	116.21	121.00
46	BH	91	ARG	NE-CZ-NH2	9.57	125.09	120.30
36	A5	1127	G	C5-C6-O6	-9.57	122.86	128.60
36	A1	2356	A	C4-C5-N7	9.57	115.48	110.70
36	A1	2944	U	N3-C4-C5	9.57	120.34	114.60
37	A3	81	U	N3-C4-C5	9.57	120.34	114.60
36	A1	2633	U	N1-C2-O2	9.56	129.49	122.80
36	A5	2899	C	C5-C4-N4	9.56	126.89	120.20
80	A6	1514	U	N3-C4-O4	-9.55	112.72	119.40
36	A5	2572	C	N1-C2-O2	9.55	124.63	118.90
1	A2	1486	G	N7-C8-N9	9.54	117.87	113.10
36	A1	2550	U	C5-C4-O4	9.54	131.62	125.90
36	A1	631	U	N1-C2-N3	9.54	120.62	114.90
36	A5	1056	U	N1-C2-N3	9.53	120.62	114.90
36	A1	2595	A	C5-N7-C8	-9.53	99.14	103.90
36	A5	905	U	C5-C4-O4	-9.53	120.18	125.90
36	A1	1339	C	C2-N3-C4	-9.52	115.14	119.90
36	A1	895	A	C2-N3-C4	-9.52	105.84	110.60
80	A6	1614	A	C5-N7-C8	-9.52	99.14	103.90
36	A5	1403	C	C5-C4-N4	-9.52	113.54	120.20
36	A5	1848	G	N1-C6-O6	9.51	125.61	119.90
36	A1	3083	G	N3-C4-C5	-9.51	123.85	128.60
80	A6	1537	C	C5-C6-N1	9.50	125.75	121.00
36	A1	2860	U	N3-C2-O2	9.49	128.84	122.20
80	A6	639	U	N1-C2-O2	9.49	129.45	122.80
36	A1	3214	U	C5-C4-O4	9.49	131.59	125.90
36	A5	1902	G	C5-C6-O6	-9.49	122.91	128.60
36	A1	637	C	C2-N1-C1'	-9.48	108.37	118.80
36	A1	637	C	C6-N1-C1'	9.48	132.18	120.80
1	A2	1456	C	C5-C4-N4	9.48	126.83	120.20

Continued on next page...

Continued from previous page...

Mol	Chain	Res	Type	Atoms	Z	Observed(°)	Ideal(°)
36	A1	2156	C	N3-C4-C5	9.48	125.69	121.90
36	A5	546	C	N1-C2-O2	9.47	124.58	118.90
36	A5	1239	C	C5-C6-N1	9.47	125.73	121.00
80	A6	553	G	N3-C2-N2	-9.46	113.28	119.90
36	A5	947	G	C2-N3-C4	9.46	116.63	111.90
36	A1	3217	C	N3-C2-O2	-9.46	115.28	121.90
38	A4	73	U	N3-C4-C5	9.46	120.27	114.60
36	A5	1888	U	C4-C5-C6	9.45	125.37	119.70
38	A8	113	U	C5-C6-N1	9.45	127.42	122.70
36	A5	2705	A	C5-C6-N1	9.45	122.42	117.70
80	A6	1481	C	C6-N1-C2	-9.45	116.52	120.30
80	A6	1560	U	C5-C4-O4	9.44	131.57	125.90
36	A1	1117	G	C8-N9-C4	9.44	110.18	106.40
36	A5	2202	C	C5-C4-N4	-9.44	113.59	120.20
36	A1	3344	A	N1-C6-N6	9.44	124.26	118.60
1	A2	139	C	C6-N1-C2	-9.44	116.53	120.30
36	A1	3344	A	C2-N3-C4	-9.43	105.88	110.60
36	A5	282	G	C8-N9-C4	-9.43	102.63	106.40
36	A5	3362	A	N7-C8-N9	9.43	118.51	113.80
36	A1	80	G	C6-N1-C2	-9.42	119.45	125.10
36	A5	644	G	C2-N3-C4	9.42	116.61	111.90
36	A5	386	A	N1-C6-N6	9.42	124.25	118.60
36	A5	708	G	C4-C5-N7	9.42	114.57	110.80
36	A5	40	A	N1-C2-N3	9.42	134.01	129.30
36	A5	1210	U	C5-C4-O4	9.42	131.55	125.90
36	A5	966	U	N1-C2-O2	9.42	129.39	122.80
36	A5	2899	C	C6-N1-C2	-9.41	116.54	120.30
1	A2	453	U	N3-C2-O2	-9.40	115.62	122.20
36	A1	2726	C	N3-C4-N4	-9.40	111.42	118.00
36	A5	2364	G	N9-C4-C5	9.40	109.16	105.40
36	A5	3376	A	C8-N9-C4	-9.39	102.04	105.80
1	A2	1282	U	N3-C2-O2	-9.39	115.63	122.20
36	A1	1169	A	C4-C5-C6	9.38	121.69	117.00
36	A5	1449	A	C2-N3-C4	-9.38	105.91	110.60
36	A5	1858	A	C8-N9-C4	-9.38	102.05	105.80
36	A1	1173	U	C5-C6-N1	-9.37	118.01	122.70
80	A6	1280	C	C6-N1-C2	-9.38	116.55	120.30
1	A2	1654	G	C5-C6-N1	9.37	116.19	111.50
36	A1	112	U	C2-N1-C1'	9.37	128.94	117.70
36	A1	970	A	C5-N7-C8	-9.37	99.22	103.90
36	A5	811	U	C5-C6-N1	-9.37	118.02	122.70
36	A1	295	A	N7-C8-N9	9.36	118.48	113.80

Continued on next page...

Continued from previous page...

Mol	Chain	Res	Type	Atoms	Z	Observed(°)	Ideal(°)
36	A1	1480	G	N9-C4-C5	-9.36	101.66	105.40
36	A5	2978	U	N3-C2-O2	-9.36	115.65	122.20
1	A2	1258	U	N3-C2-O2	-9.35	115.66	122.20
36	A1	1857	C	N1-C2-O2	-9.34	113.29	118.90
36	A5	3218	A	C5-N7-C8	-9.34	99.23	103.90
36	A1	2389	C	C5-C6-N1	-9.34	116.33	121.00
1	A2	1169	G	C8-N9-C4	-9.33	102.67	106.40
36	A1	24	G	C5-C6-O6	-9.33	123.00	128.60
36	A1	2827	U	N3-C4-O4	-9.33	112.87	119.40
68	Be	33	ARG	NE-CZ-NH2	-9.33	115.64	120.30
36	A5	1437	C	C6-N1-C2	-9.33	116.57	120.30
36	A5	21	G	C2-N3-C4	-9.33	107.24	111.90
36	A1	2621	G	N3-C2-N2	-9.32	113.37	119.90
80	A6	415	C	C6-N1-C2	9.32	124.03	120.30
36	A5	2340	U	N3-C4-C5	9.32	120.19	114.60
36	A5	2830	G	N9-C4-C5	9.31	109.12	105.40
36	A1	2719	U	N1-C2-O2	-9.31	116.28	122.80
36	A1	641	C	N3-C4-C5	9.30	125.62	121.90
80	A6	1596	C	C5-C4-N4	9.30	126.71	120.20
36	A5	721	G	N1-C6-O6	-9.30	114.32	119.90
36	A1	2823	G	C5-C6-O6	9.29	134.18	128.60
36	A1	3057	U	C5-C4-O4	9.29	131.47	125.90
36	A5	1447	G	C8-N9-C4	-9.29	102.68	106.40
36	A1	1295	G	N1-C6-O6	-9.29	114.33	119.90
36	A1	718	G	N3-C4-C5	9.28	133.24	128.60
80	A6	687	G	N3-C4-N9	-9.28	120.43	126.00
36	A5	1151	U	N3-C4-O4	-9.29	112.90	119.40
36	A1	2772	C	C6-N1-C1'	-9.28	109.67	120.80
36	A1	2174	G	C8-N9-C4	-9.28	102.69	106.40
36	A5	1879	A	N1-C6-N6	9.27	124.16	118.60
36	A5	3050	U	N3-C2-O2	-9.27	115.71	122.20
36	A1	2634	U	N1-C2-N3	9.27	120.46	114.90
36	A5	3186	A	C8-N9-C4	-9.26	102.10	105.80
36	A5	994	G	C5-C6-N1	9.26	116.13	111.50
36	A5	1064	A	N9-C4-C5	-9.26	102.10	105.80
36	A1	410	U	N1-C2-O2	-9.25	116.32	122.80
36	A1	2320	A	C2-N3-C4	-9.25	105.97	110.60
36	A5	1849	C	N1-C2-O2	9.25	124.45	118.90
36	A1	2302	G	C5-C6-O6	9.24	134.15	128.60
36	A1	2763	U	N1-C2-O2	-9.24	116.33	122.80
36	A1	2302	G	N1-C6-O6	-9.23	114.36	119.90
36	A1	3057	U	N3-C2-O2	-9.23	115.74	122.20

Continued on next page...

Continued from previous page...

Mol	Chain	Res	Type	Atoms	Z	Observed(°)	Ideal(°)
80	A6	1600	A	C5-N7-C8	-9.23	99.28	103.90
36	A1	2222	A	C8-N9-C4	-9.23	102.11	105.80
36	A5	3060	C	C5-C4-N4	-9.23	113.74	120.20
38	A8	80	A	C8-N9-C4	-9.23	102.11	105.80
36	A1	645	A	N3-C4-N9	9.23	134.78	127.40
36	A1	2393	G	C8-N9-C4	9.23	110.09	106.40
36	A5	1449	A	N1-C6-N6	9.23	124.14	118.60
36	A5	3309	G	N3-C4-C5	-9.23	123.99	128.60
36	A5	1371	G	C5-C6-N1	9.22	116.11	111.50
36	A5	3214	U	N3-C4-O4	-9.22	112.95	119.40
36	A5	2246	G	C4-C5-N7	-9.22	107.11	110.80
36	A5	1156	C	N3-C4-C5	9.22	125.59	121.90
36	A1	2378	C	N3-C4-C5	-9.20	118.22	121.90
36	A1	3242	G	C2-N3-C4	-9.20	107.30	111.90
36	A5	968	G	N3-C2-N2	9.20	126.34	119.90
36	A5	3377	G	C4-C5-N7	9.20	114.48	110.80
36	A1	931	C	N3-C4-N4	-9.20	111.56	118.00
36	A1	2283	G	N3-C2-N2	-9.20	113.46	119.90
36	A5	3245	A	C8-N9-C4	-9.20	102.12	105.80
36	A1	3181	C	N3-C2-O2	-9.19	115.46	121.90
36	A1	154	U	C5-C6-N1	-9.19	118.10	122.70
36	A1	1480	G	C8-N9-C4	9.19	110.08	106.40
36	A5	2550	U	C5-C4-O4	9.19	131.41	125.90
36	A1	3181	C	C5-C4-N4	9.18	126.63	120.20
36	A5	1101	G	N3-C2-N2	9.17	126.32	119.90
40	DB	2	SER	N-CA-C	-9.17	86.24	111.00
36	A1	2247	G	N1-C6-O6	9.17	125.40	119.90
36	A5	1050	U	N3-C2-O2	-9.17	115.78	122.20
36	A5	3266	G	C5-C6-O6	9.17	134.10	128.60
36	A5	2693	C	N3-C2-O2	-9.17	115.48	121.90
36	A1	857	G	C5-C6-N1	9.17	116.08	111.50
36	A1	3377	G	C5-C6-N1	9.16	116.08	111.50
80	A6	1105	C	N3-C2-O2	-9.15	115.49	121.90
36	A1	2280	A	C8-N9-C4	9.15	109.46	105.80
80	A6	163	G	N1-C6-O6	9.15	125.39	119.90
36	A1	2356	A	N9-C4-C5	-9.14	102.14	105.80
36	A1	3057	U	N3-C4-O4	-9.14	113.00	119.40
36	A1	3278	C	N1-C2-O2	9.14	124.39	118.90
36	A1	1514	G	N1-C6-O6	-9.14	114.42	119.90
36	A5	2142	A	C6-N1-C2	-9.14	113.12	118.60
36	A5	2354	C	N1-C2-O2	-9.14	113.42	118.90
36	A1	939	U	N1-C2-O2	-9.14	116.41	122.80

Continued on next page...

Continued from previous page...

Mol	Chain	Res	Type	Atoms	Z	Observed(°)	Ideal(°)
1	A2	558	U	N3-C2-O2	-9.13	115.81	122.20
36	A5	1911	A	N9-C4-C5	-9.13	102.15	105.80
36	A5	2365	C	N3-C4-N4	-9.12	111.61	118.00
36	A5	3308	C	C4-C5-C6	9.12	121.96	117.40
36	A5	834	U	N3-C4-C5	9.12	120.07	114.60
36	A5	3362	A	C5-N7-C8	-9.11	99.34	103.90
36	A5	2942	C	N3-C4-N4	9.11	124.38	118.00
40	DB	4	ARG	NE-CZ-NH1	9.11	124.85	120.30
36	A1	959	C	C6-N1-C2	9.10	123.94	120.30
36	A5	2176	U	N3-C2-O2	-9.10	115.83	122.20
1	A2	142	G	N3-C2-N2	-9.09	113.53	119.90
1	A2	402	C	C6-N1-C2	9.09	123.94	120.30
36	A1	907	G	N3-C4-C5	-9.09	124.05	128.60
36	A1	88	A	N1-C6-N6	9.09	124.06	118.60
36	A1	3181	C	N3-C4-N4	-9.09	111.64	118.00
80	A6	1456	C	C5-C4-N4	9.09	126.56	120.20
36	A1	591	G	N1-C6-O6	9.08	125.35	119.90
36	A5	1843	C	C6-N1-C2	-9.08	116.67	120.30
52	BO	158[B]	ASP	O-C-N	9.08	137.22	122.70
1	A2	1596	C	N3-C2-O2	-9.07	115.55	121.90
36	A1	1902	G	N3-C4-N9	9.07	131.44	126.00
36	A5	1133	A	C2-N3-C4	9.07	115.14	110.60
36	A1	641	C	C2-N1-C1'	-9.07	108.82	118.80
36	A1	818	C	C6-N1-C2	-9.06	116.67	120.30
36	A1	644	G	N1-C2-N2	-9.06	108.05	116.20
36	A5	2744	U	N1-C2-O2	9.05	129.14	122.80
36	A1	1341	U	N3-C2-O2	-9.05	115.86	122.20
36	A1	1405	U	C2-N3-C4	-9.05	121.57	127.00
36	A5	1911	A	N1-C6-N6	9.05	124.03	118.60
36	A1	2851	A	C8-N9-C4	9.05	109.42	105.80
54	DQ	66	ARG	NE-CZ-NH2	-9.04	115.78	120.30
36	A5	1450	G	C8-N9-C4	9.03	110.01	106.40
37	A3	81	U	C6-N1-C2	9.03	126.42	121.00
36	A1	2814	G	C8-N9-C4	9.03	110.01	106.40
36	A5	1181	U	C5-C6-N1	-9.02	118.19	122.70
36	A1	2884	C	N3-C4-C5	9.01	125.50	121.90
36	A1	2299	A	C4-C5-C6	9.01	121.50	117.00
36	A1	655	C	C5-C6-N1	-9.00	116.50	121.00
36	A5	369	A	C8-N9-C4	-9.00	102.20	105.80
80	A6	352	A	C8-N9-C4	9.00	109.40	105.80
36	A5	1317	A	C5-C6-N6	-9.00	116.50	123.70
36	A1	1592	G	N9-C4-C5	-9.00	101.80	105.40

Continued on next page...

Continued from previous page...

Mol	Chain	Res	Type	Atoms	Z	Observed(°)	Ideal(°)
38	A4	20	U	N3-C4-O4	-8.99	113.10	119.40
36	A1	2434	U	C5-C6-N1	-8.99	118.20	122.70
36	A5	2830	G	N1-C2-N3	8.99	129.30	123.90
36	A1	1510	G	N3-C2-N2	8.99	126.19	119.90
36	A5	1487	G	N1-C6-O6	-8.99	114.51	119.90
1	A2	794	U	N1-C2-O2	8.99	129.09	122.80
36	A5	2836	C	C4-C5-C6	8.99	121.89	117.40
36	A5	631	U	N1-C2-N3	8.98	120.29	114.90
36	A5	2320	A	C5-C6-N6	8.98	130.88	123.70
38	A4	140	G	N9-C4-C5	8.98	108.99	105.40
80	A6	321	C	N3-C2-O2	-8.98	115.62	121.90
36	A5	2857	C	N3-C4-C5	8.97	125.49	121.90
36	A1	112	U	C5-C6-N1	8.97	127.19	122.70
36	A1	365	A	N1-C6-N6	8.97	123.98	118.60
1	A2	969	C	C6-N1-C2	8.97	123.89	120.30
36	A5	3212	C	C2-N3-C4	-8.97	115.42	119.90
37	A7	101	G	N1-C6-O6	8.97	125.28	119.90
37	A3	86	U	C5-C4-O4	-8.96	120.52	125.90
1	A2	542	A	C5-N7-C8	-8.95	99.42	103.90
36	A5	2202	C	N1-C2-O2	-8.95	113.53	118.90
38	A8	113	U	C2-N1-C1'	8.95	128.44	117.70
36	A5	2327	U	N3-C4-O4	-8.95	113.13	119.40
36	A5	2372	A	N7-C8-N9	8.95	118.28	113.80
36	A5	1116	G	C4-C5-N7	-8.95	107.22	110.80
36	A5	726	G	C4-C5-N7	8.95	114.38	110.80
36	A5	802	C	C4-C5-C6	8.95	121.87	117.40
36	A5	2824	G	C6-N1-C2	-8.95	119.73	125.10
36	A1	2899	C	N3-C2-O2	-8.94	115.64	121.90
36	A5	2905	U	N3-C4-O4	-8.94	113.14	119.40
36	A5	2327	U	C2-N3-C4	-8.94	121.64	127.00
36	A1	2899	C	C2-N3-C4	-8.94	115.43	119.90
36	A5	2728	G	N9-C4-C5	8.94	108.97	105.40
80	A6	1105	C	N1-C2-O2	8.94	124.26	118.90
36	A5	802	C	C5-C6-N1	-8.94	116.53	121.00
36	A5	2833	A	N1-C6-N6	-8.94	113.24	118.60
1	A2	1596	C	C6-N1-C2	-8.93	116.73	120.30
4	CC	58	LEU	CA-CB-CG	8.93	135.85	115.30
36	A5	2808	A	C2-N3-C4	-8.92	106.14	110.60
36	A5	887	G	C5-C6-N1	-8.92	107.04	111.50
36	A5	1450	G	C6-C5-N7	8.92	135.75	130.40
36	A5	2382	G	C5-C6-O6	8.92	133.95	128.60
36	A1	2376	G	C8-N9-C4	-8.92	102.83	106.40

Continued on next page...

Continued from previous page...

Mol	Chain	Res	Type	Atoms	Z	Observed(°)	Ideal(°)
37	A3	86	U	C2-N3-C4	-8.92	121.65	127.00
36	A1	1377	G	C5-C6-N1	8.91	115.96	111.50
36	A5	1044	U	N3-C4-O4	-8.91	113.16	119.40
1	A2	1745	G	N3-C4-N9	8.91	131.35	126.00
37	A3	101	G	C8-N9-C4	8.91	109.96	106.40
80	A6	1503	A	C5-N7-C8	-8.91	99.45	103.90
80	A6	1745	G	C6-N1-C2	-8.91	119.76	125.10
36	A5	3382	U	C2-N1-C1'	8.91	128.39	117.70
36	A5	881	C	N1-C2-O2	8.90	124.24	118.90
12	AK	88	PRO	N-CA-CB	8.90	113.98	103.30
36	A1	2983	C	N1-C2-N3	8.89	125.43	119.20
36	A1	1404	G	C8-N9-C4	8.89	109.96	106.40
80	A6	1572	G	N1-C6-O6	8.89	125.23	119.90
36	A1	2808	A	N1-C6-N6	8.88	123.93	118.60
36	A5	2719	U	C2-N1-C1'	-8.88	107.04	117.70
80	A6	163	G	N3-C2-N2	-8.88	113.68	119.90
36	A5	1429	G	N1-C2-N2	-8.87	108.21	116.20
36	A5	1314	C	C2-N3-C4	-8.87	115.46	119.90
36	A5	3049	A	C5-C6-N1	-8.86	113.27	117.70
36	A5	1158	A	N1-C6-N6	8.86	123.92	118.60
1	A2	1455	G	N3-C2-N2	-8.86	113.70	119.90
36	A1	2298	U	N3-C4-O4	-8.86	113.20	119.40
80	A6	29	U	C5-C4-O4	8.86	131.21	125.90
80	A6	1539	G	N3-C4-N9	-8.86	120.69	126.00
80	A6	1596	C	N3-C4-N4	-8.85	111.81	118.00
36	A5	420	G	C5-C6-N1	8.85	115.92	111.50
36	A5	631	U	N3-C4-O4	-8.85	113.21	119.40
36	A5	3040	A	C8-N9-C4	8.85	109.34	105.80
36	A5	433	A	C2-N3-C4	-8.84	106.18	110.60
36	A5	3047	U	C5-C6-N1	-8.84	118.28	122.70
36	A1	1495	U	C2-N1-C1'	-8.84	107.10	117.70
80	A6	1537	C	C5-C4-N4	-8.84	114.02	120.20
36	A5	2881	C	C2-N3-C4	-8.83	115.48	119.90
36	A1	3000	A	C8-N9-C4	8.83	109.33	105.80
36	A5	1931	U	C2-N1-C1'	-8.83	107.10	117.70
36	A1	644	G	N9-C4-C5	8.83	108.93	105.40
36	A1	2280	A	N9-C4-C5	-8.82	102.27	105.80
36	A1	2142	A	C2-N3-C4	8.81	115.01	110.60
36	A5	2647	A	N9-C4-C5	8.81	109.33	105.80
37	A3	82	G	N1-C2-N2	-8.81	108.27	116.20
36	A5	819	U	C4-C5-C6	8.81	124.99	119.70
36	A1	2821	C	C5-C6-N1	8.81	125.41	121.00

Continued on next page...

Continued from previous page...

Mol	Chain	Res	Type	Atoms	Z	Observed(°)	Ideal(°)
36	A5	2393	G	C8-N9-C4	8.81	109.92	106.40
36	A1	1832	C	N3-C2-O2	-8.81	115.73	121.90
38	A4	57	C	C6-N1-C2	8.81	123.82	120.30
80	A6	539	G	N7-C8-N9	8.81	117.50	113.10
38	A4	39	G	N3-C2-N2	8.80	126.06	119.90
36	A5	1113	G	C2-N3-C4	-8.80	107.50	111.90
36	A5	2757	U	C4-C5-C6	8.80	124.98	119.70
36	A5	947	G	C6-N1-C2	-8.80	119.82	125.10
1	A2	1761	U	C5-C4-O4	8.80	131.18	125.90
36	A1	1049	C	N3-C4-C5	8.80	125.42	121.90
37	A3	103	A	C8-N9-C4	8.80	109.32	105.80
36	A1	1279	C	C6-N1-C2	-8.80	116.78	120.30
80	A6	1	U	C2-N1-C1'	8.80	128.26	117.70
36	A1	1911	A	C5-C6-N6	-8.79	116.67	123.70
36	A1	2870	C	N3-C4-N4	-8.79	111.84	118.00
36	A1	3143	C	N1-C2-O2	-8.79	113.62	118.90
80	A6	1456	C	N3-C2-O2	-8.79	115.74	121.90
36	A5	437	G	C8-N9-C4	-8.79	102.88	106.40
80	A6	687	G	N1-C2-N2	8.79	124.11	116.20
59	DV	48	ARG	NE-CZ-NH1	8.79	124.69	120.30
36	A5	1311	G	C2-N3-C4	8.78	116.29	111.90
1	A2	1749	A	N1-C6-N6	8.78	123.87	118.60
36	A1	730	C	N3-C4-C5	8.78	125.41	121.90
36	A5	3127	A	N1-C6-N6	-8.78	113.33	118.60
1	A2	1654	G	C6-N1-C2	-8.78	119.83	125.10
36	A1	2314	U	C5-C6-N1	8.78	127.09	122.70
36	A5	1907	C	N3-C4-C5	-8.78	118.39	121.90
1	A2	507	U	N1-C2-O2	8.77	128.94	122.80
38	A4	25	G	C4-C5-N7	-8.77	107.29	110.80
80	A6	1600	A	N1-C2-N3	8.77	133.69	129.30
80	A6	371	G	N1-C6-O6	8.77	125.16	119.90
36	A1	1115	G	N3-C2-N2	8.76	126.03	119.90
36	A1	3344	A	N1-C2-N3	8.76	133.68	129.30
36	A5	2434	U	C5-C6-N1	-8.76	118.32	122.70
1	A2	992	A	N3-C4-C5	8.75	132.93	126.80
36	A1	2828	G	N1-C6-O6	-8.75	114.65	119.90
36	A1	1329	U	N1-C2-N3	8.74	120.14	114.90
36	A1	2865	U	N3-C4-C5	8.74	119.84	114.60
36	A5	1149	G	C2-N3-C4	8.73	116.27	111.90
1	A2	1503	A	C2-N3-C4	-8.73	106.23	110.60
36	A1	1589	A	N1-C6-N6	8.73	123.84	118.60
36	A1	159	A	C8-N9-C4	8.73	109.29	105.80

Continued on next page...

Continued from previous page...

Mol	Chain	Res	Type	Atoms	Z	Observed(°)	Ideal(°)
36	A5	1161	G	C5-C6-N1	8.73	115.86	111.50
36	A5	1903	U	C4-C5-C6	8.73	124.94	119.70
36	A5	1846	C	C2-N3-C4	-8.72	115.54	119.90
36	A5	2416	U	C6-N1-C2	-8.72	115.77	121.00
36	A1	439	C	N1-C2-O2	8.71	124.13	118.90
36	A5	3123	A	C8-N9-C4	8.71	109.29	105.80
1	A2	453	U	C2-N1-C1'	8.71	128.16	117.70
36	A1	1007	U	C6-N1-C2	8.71	126.23	121.00
36	A1	1138	U	N3-C2-O2	-8.71	116.10	122.20
1	A2	558	U	N1-C2-O2	8.71	128.90	122.80
36	A1	369	A	C8-N9-C4	-8.71	102.32	105.80
36	A1	2714	G	C5-N7-C8	-8.70	99.95	104.30
36	A1	1120	A	N1-C2-N3	8.70	133.65	129.30
36	A5	834	U	C4-C5-C6	-8.70	114.48	119.70
80	A6	337	G	C4-C5-C6	8.70	124.02	118.80
36	A5	1840	U	N3-C2-O2	-8.70	116.11	122.20
36	A1	2413	A	C4-C5-C6	-8.70	112.65	117.00
36	A5	726	G	C6-C5-N7	-8.70	125.18	130.40
36	A5	1412	G	C8-N9-C4	-8.70	102.92	106.40
36	A5	2271	A	N7-C8-N9	-8.70	109.45	113.80
36	A5	2730	G	N1-C6-O6	8.69	125.11	119.90
36	A1	49	A	C5-C6-N1	-8.69	113.36	117.70
36	A1	2977	G	C5-C6-N1	8.69	115.84	111.50
38	A4	15	G	C5-C6-O6	-8.68	123.39	128.60
80	A6	1537	C	N3-C4-N4	8.68	124.08	118.00
36	A5	2858	U	N3-C2-O2	-8.68	116.12	122.20
36	A5	2409	G	C8-N9-C4	-8.68	102.93	106.40
36	A5	2865	U	C5-C6-N1	8.68	127.04	122.70
36	A1	718	G	C5-N7-C8	-8.68	99.96	104.30
36	A1	960	U	N3-C4-C5	8.67	119.80	114.60
36	A5	1134	G	C5-C6-O6	-8.67	123.40	128.60
36	A5	2292	U	N3-C2-O2	-8.67	116.13	122.20
36	A5	2832	C	C5-C6-N1	-8.67	116.66	121.00
36	A1	2653	C	N3-C4-N4	-8.67	111.93	118.00
36	A1	2679	A	C6-C5-N7	-8.67	126.23	132.30
40	BB	21	ARG	NE-CZ-NH2	8.67	124.63	120.30
36	A5	2434	U	N3-C4-O4	-8.67	113.33	119.40
36	A5	1119	C	C2-N3-C4	-8.66	115.57	119.90
36	A5	2290	C	C2-N3-C4	-8.66	115.57	119.90
37	A7	48	U	C2-N3-C4	-8.66	121.80	127.00
36	A1	2368	A	N1-C6-N6	-8.66	113.41	118.60
36	A1	3259	U	N1-C2-O2	-8.66	116.74	122.80

Continued on next page...

Continued from previous page...

Mol	Chain	Res	Type	Atoms	Z	Observed(°)	Ideal(°)
36	A1	2198	A	N1-C6-N6	8.65	123.79	118.60
36	A1	2406	C	C6-N1-C2	8.65	123.76	120.30
36	A5	2190	U	C5-C4-O4	8.65	131.09	125.90
36	A1	959	C	C5-C6-N1	-8.65	116.68	121.00
38	A8	17	A	N1-C6-N6	8.65	123.79	118.60
36	A5	2961	G	C8-N9-C4	-8.64	102.94	106.40
1	A2	92	A	C8-N9-C4	-8.64	102.34	105.80
1	A2	1291	G	N7-C8-N9	8.64	117.42	113.10
36	A5	3040	A	N7-C8-N9	-8.64	109.48	113.80
36	A5	796	U	N3-C2-O2	-8.64	116.15	122.20
36	A1	2728	G	C5-C6-O6	-8.63	123.42	128.60
36	A5	3143	C	N1-C2-O2	-8.64	113.72	118.90
54	DQ	151	ARG	NE-CZ-NH1	-8.64	115.98	120.30
36	A1	2777	G	C2-N3-C4	-8.63	107.58	111.90
36	A1	864	G	N3-C4-C5	-8.63	124.28	128.60
36	A1	1110	U	C5-C4-O4	-8.63	120.72	125.90
36	A5	66	A	C8-N9-C4	8.63	109.25	105.80
80	A6	558	U	C2-N1-C1'	8.62	128.05	117.70
36	A5	339	C	C5-C4-N4	8.62	126.24	120.20
36	A1	2168	A	C8-N9-C4	8.62	109.25	105.80
36	A1	2836	C	C5-C6-N1	-8.62	116.69	121.00
36	A5	938	C	C2-N3-C4	-8.62	115.59	119.90
36	A1	2836	C	N3-C4-N4	-8.62	111.97	118.00
1	A2	17	C	C6-N1-C2	-8.62	116.85	120.30
36	A5	821	U	C5-C6-N1	-8.62	118.39	122.70
80	A6	858	G	C4-C5-N7	8.61	114.25	110.80
36	A5	2385	G	N3-C4-C5	8.61	132.91	128.60
36	A5	3374	U	N3-C4-C5	8.61	119.77	114.60
36	A1	1929	G	N9-C4-C5	-8.61	101.96	105.40
36	A1	2314	U	C6-N1-C1'	-8.61	109.15	121.20
36	A1	2376	G	N3-C4-C5	-8.61	124.30	128.60
36	A1	3242	G	C6-N1-C2	8.61	130.26	125.10
36	A5	1327	C	N1-C2-O2	8.61	124.06	118.90
38	A4	53	A	C2-N3-C4	8.61	114.90	110.60
36	A1	197	G	N1-C6-O6	8.60	125.06	119.90
36	A5	644	G	C5-C6-N1	8.60	115.80	111.50
36	A1	407	A	C8-N9-C4	-8.60	102.36	105.80
36	A5	2728	G	N3-C2-N2	-8.60	113.88	119.90
37	A7	92	A	N1-C6-N6	8.60	123.76	118.60
1	A2	794	U	N3-C2-O2	-8.60	116.18	122.20
36	A5	2687	G	N1-C6-O6	-8.60	114.74	119.90
36	A1	2621	G	N9-C4-C5	8.59	108.84	105.40

Continued on next page...

Continued from previous page...

Mol	Chain	Res	Type	Atoms	Z	Observed(°)	Ideal(°)
36	A5	2638	C	N1-C2-O2	-8.59	113.75	118.90
36	A5	2913	C	C4-C5-C6	8.59	121.70	117.40
1	A2	7	G	N1-C6-O6	-8.59	114.75	119.90
36	A5	2391	G	N1-C6-O6	-8.59	114.75	119.90
36	A1	1911	A	C4-C5-N7	8.59	114.99	110.70
36	A1	44	U	C5-C6-N1	-8.59	118.41	122.70
36	A5	2988	C	N3-C2-O2	-8.59	115.89	121.90
36	A1	53	G	C8-N9-C4	8.58	109.83	106.40
36	A1	2867	C	N3-C4-N4	-8.58	111.99	118.00
36	A1	2393	G	N3-C4-N9	8.58	131.15	126.00
38	A4	96	A	C2-N3-C4	-8.58	106.31	110.60
36	A1	804	C	N3-C2-O2	8.58	127.91	121.90
36	A1	3001	C	C6-N1-C2	8.58	123.73	120.30
80	A6	512	A	N1-C6-N6	8.58	123.75	118.60
36	A5	2392	C	C2-N3-C4	-8.58	115.61	119.90
36	A5	2699	G	C5-C6-O6	-8.58	123.45	128.60
1	A2	1189	A	C8-N9-C4	8.57	109.23	105.80
36	A1	2151	C	N1-C2-O2	-8.57	113.76	118.90
1	A2	992	A	C5-C6-N1	-8.57	113.42	117.70
36	A5	2758	A	N1-C2-N3	-8.57	125.02	129.30
36	A1	1060	U	C5-C6-N1	-8.56	118.42	122.70
36	A1	37	U	N1-C2-O2	-8.56	116.81	122.80
80	A6	1085	G	N1-C6-O6	-8.56	114.76	119.90
36	A5	341	G	C5-C6-O6	-8.56	123.47	128.60
36	A5	345	G	C5-C6-N1	8.55	115.78	111.50
36	A1	785	G	N1-C6-O6	-8.55	114.77	119.90
36	A1	922	U	N3-C2-O2	-8.55	116.22	122.20
36	A1	3208	G	N3-C4-N9	-8.55	120.87	126.00
36	A1	709	A	C5-N7-C8	8.54	108.17	103.90
36	A1	3217	C	C2-N1-C1'	8.54	128.20	118.80
36	A1	1904	C	C6-N1-C2	-8.54	116.88	120.30
36	A1	2823	G	C4-C5-N7	-8.54	107.38	110.80
36	A1	2899	C	C6-N1-C1'	-8.54	110.55	120.80
36	A5	2634	U	N1-C2-O2	-8.54	116.82	122.80
36	A1	907	G	C8-N9-C4	-8.54	102.98	106.40
36	A1	2395	G	C6-N1-C2	-8.54	119.98	125.10
80	A6	1037	C	C6-N1-C2	8.54	123.72	120.30
1	A2	1745	G	C5-C6-N1	8.53	115.77	111.50
36	A1	1339	C	N1-C2-O2	-8.53	113.78	118.90
80	A6	453	U	C2-N1-C1'	8.53	127.94	117.70
36	A5	726	G	C5-C6-O6	-8.53	123.48	128.60
36	A5	2988	C	C4-C5-C6	8.53	121.67	117.40

Continued on next page...

Continued from previous page...

Mol	Chain	Res	Type	Atoms	Z	Observed(°)	Ideal(°)
80	A6	1749	A	N9-C4-C5	-8.53	102.39	105.80
36	A5	1050	U	N1-C2-O2	8.53	128.77	122.80
36	A5	946	U	N3-C2-O2	-8.53	116.23	122.20
36	A1	2823	G	N1-C6-O6	-8.53	114.78	119.90
36	A5	3010	U	N3-C2-O2	-8.53	116.23	122.20
36	A1	883	A	N1-C2-N3	-8.52	125.04	129.30
80	A6	858	G	C5-N7-C8	-8.52	100.04	104.30
1	A2	719	U	C2-N1-C1'	8.52	127.92	117.70
1	A2	1773	C	N3-C4-N4	8.52	123.96	118.00
36	A1	2165	G	C4-C5-N7	8.52	114.21	110.80
36	A5	326	U	C5-C4-O4	-8.52	120.79	125.90
36	A1	2282	U	C2-N3-C4	-8.51	121.89	127.00
36	A5	1409	G	N1-C6-O6	-8.51	114.79	119.90
36	A5	2301	U	C2-N3-C4	-8.51	121.89	127.00
38	A8	14	C	C5-C6-N1	-8.51	116.74	121.00
36	A1	2868	U	C2-N3-C4	-8.51	121.89	127.00
36	A1	588	G	N3-C4-C5	-8.51	124.35	128.60
80	A6	1269	U	N1-C2-N3	8.51	120.00	114.90
80	A6	314	C	N3-C2-O2	-8.50	115.95	121.90
36	A5	1143	A	C5-C6-N1	-8.50	113.45	117.70
1	A2	647	G	N3-C4-N9	-8.50	120.90	126.00
36	A1	2289	U	N1-C2-O2	8.50	128.75	122.80
36	A5	2524	A	C5-N7-C8	-8.50	99.65	103.90
36	A5	2952	G	N3-C2-N2	-8.50	113.95	119.90
80	A6	144	U	C2-N1-C1'	8.50	127.89	117.70
36	A1	931	C	C2-N3-C4	-8.49	115.66	119.90
1	A2	992	A	N3-C4-N9	-8.48	120.61	127.40
36	A5	2978	U	C5-C6-N1	-8.48	118.46	122.70
36	A1	1142	G	N3-C4-C5	-8.48	124.36	128.60
36	A1	1295	G	C5-C6-O6	8.48	133.69	128.60
36	A1	1142	G	C5-C6-O6	-8.48	123.51	128.60
36	A5	1085	A	N7-C8-N9	8.48	118.04	113.80
36	A5	1342	C	C5-C6-N1	-8.48	116.76	121.00
36	A1	2631	U	C5-C6-N1	-8.48	118.46	122.70
36	A5	887	G	C5-C6-O6	8.48	133.69	128.60
36	A5	2732	G	N1-C6-O6	-8.48	114.81	119.90
36	A1	2349	U	C2-N3-C4	-8.47	121.92	127.00
36	A1	592	A	N9-C4-C5	-8.47	102.41	105.80
36	A5	3377	G	C5-C6-N1	8.47	115.74	111.50
36	A1	95	A	C8-N9-C4	8.47	109.19	105.80
36	A1	633	C	C5-C6-N1	-8.47	116.77	121.00
36	A1	2870	C	C6-N1-C2	-8.47	116.91	120.30

Continued on next page...

Continued from previous page...

Mol	Chain	Res	Type	Atoms	Z	Observed(°)	Ideal(°)
36	A5	3321	C	C5-C6-N1	-8.46	116.77	121.00
1	A2	1486	G	C4-C5-N7	8.46	114.19	110.80
36	A5	1942	U	N1-C2-O2	-8.46	116.88	122.80
36	A1	895	A	C4-C5-N7	8.46	114.93	110.70
36	A5	343	U	N3-C2-O2	-8.46	116.28	122.20
36	A5	1047	A	C2-N3-C4	8.46	114.83	110.60
36	A1	2892	A	N1-C6-N6	-8.46	113.53	118.60
36	A5	224	C	N1-C2-O2	8.45	123.97	118.90
36	A1	3344	A	C4-C5-N7	8.45	114.93	110.70
36	A5	652	G	N3-C4-C5	-8.45	124.37	128.60
36	A5	2913	C	C2-N3-C4	-8.45	115.67	119.90
36	A1	1481	A	C8-N9-C4	-8.45	102.42	105.80
36	A5	2870	C	C6-N1-C2	-8.44	116.92	120.30
36	A1	3077	A	C8-N9-C4	-8.44	102.42	105.80
1	A2	1200	G	C6-C5-N7	-8.44	125.34	130.40
80	A6	1298	U	C5-C6-N1	-8.44	118.48	122.70
36	A5	2980	U	N1-C2-N3	8.44	119.96	114.90
36	A1	3306	U	C5-C6-N1	-8.43	118.48	122.70
36	A1	106	A	C8-N9-C4	8.43	109.17	105.80
37	A7	96	U	C2-N3-C4	-8.43	121.94	127.00
36	A5	945	C	N3-C4-C5	8.43	125.27	121.90
36	A1	1481	A	N7-C8-N9	8.43	118.01	113.80
80	A6	1596	C	C6-N1-C2	-8.43	116.93	120.30
36	A1	2277	C	N3-C4-C5	8.42	125.27	121.90
36	A5	3137	C	N3-C4-C5	8.42	125.27	121.90
36	A1	1592	G	N1-C2-N2	-8.42	108.62	116.20
36	A5	1402	C	N3-C2-O2	-8.42	116.00	121.90
36	A1	63	A	N1-C2-N3	-8.42	125.09	129.30
1	A2	1387	G	N1-C6-O6	8.42	124.95	119.90
36	A5	999	G	N1-C6-O6	-8.42	114.85	119.90
36	A5	1156	C	C2-N3-C4	-8.42	115.69	119.90
36	A5	2683	U	N1-C2-O2	8.42	128.69	122.80
36	A1	2418	G	C2-N3-C4	8.41	116.11	111.90
36	A5	1064	A	C5-C6-N6	-8.41	116.97	123.70
1	A2	577	G	N7-C8-N9	8.41	117.31	113.10
36	A5	2928	C	C4-C5-C6	8.41	121.61	117.40
36	A1	2334	U	C5-C6-N1	-8.41	118.50	122.70
36	A5	2345	A	N1-C6-N6	8.41	123.65	118.60
36	A1	2642	A	C8-N9-C4	8.41	109.16	105.80
36	A1	2752	U	N3-C4-O4	-8.40	113.52	119.40
36	A1	3083	G	C2-N3-C4	8.40	116.10	111.90
36	A5	1469	C	N3-C4-C5	-8.40	118.54	121.90

Continued on next page...

Continued from previous page...

Mol	Chain	Res	Type	Atoms	Z	Observed(°)	Ideal(°)
36	A1	1336	U	N1-C2-N3	8.40	119.94	114.90
36	A1	1403	C	N3-C4-C5	8.40	125.26	121.90
80	A6	1535	U	N1-C2-O2	8.40	128.68	122.80
36	A1	24	G	N3-C2-N2	-8.39	114.02	119.90
36	A1	2595	A	N7-C8-N9	8.39	118.00	113.80
1	A2	966	A	C8-N9-C4	8.39	109.16	105.80
36	A1	2909	U	N1-C2-O2	-8.39	116.92	122.80
80	A6	17	C	N3-C2-O2	-8.39	116.02	121.90
36	A5	580	C	C6-N1-C2	-8.39	116.94	120.30
36	A5	811	U	C2-N3-C4	-8.39	121.97	127.00
36	A1	2719	U	C2-N3-C4	-8.39	121.97	127.00
38	A8	55	U	N1-C2-N3	8.39	119.93	114.90
36	A1	3222	U	N3-C2-O2	-8.39	116.33	122.20
36	A1	573	C	N3-C4-C5	8.38	125.25	121.90
36	A1	938	C	N3-C4-C5	8.38	125.25	121.90
37	A7	48	U	C5-C4-O4	-8.38	120.87	125.90
36	A1	1119	C	C6-N1-C2	8.38	123.65	120.30
80	A6	1614	A	N1-C6-N6	8.38	123.63	118.60
36	A1	1382	G	C8-N9-C4	8.38	109.75	106.40
80	A6	1	U	N3-C2-O2	-8.38	116.33	122.20
80	A6	114	C	N1-C2-O2	8.38	123.93	118.90
1	A2	1541	G	C5-C6-O6	8.38	133.62	128.60
1	A2	1387	G	C6-C5-N7	-8.37	125.38	130.40
36	A1	2314	U	C4-C5-C6	-8.38	114.67	119.70
36	A5	2307	G	N3-C4-C5	-8.38	124.41	128.60
80	A6	1745	G	C5-C6-O6	-8.37	123.58	128.60
80	A6	102	U	N1-C2-O2	-8.36	116.94	122.80
36	A1	104	G	C5-C6-O6	-8.36	123.58	128.60
36	A5	3102	G	N3-C2-N2	8.36	125.75	119.90
36	A1	368	G	N1-C2-N3	8.36	128.92	123.90
36	A1	2944	U	N1-C2-O2	8.36	128.65	122.80
36	A1	2279	A	C5-C6-N6	-8.36	117.02	123.70
36	A5	817	A	C8-N9-C4	-8.36	102.46	105.80
37	A7	96	U	N1-C2-N3	8.36	119.91	114.90
1	A2	736	C	C2-N1-C1'	8.35	127.99	118.80
36	A1	1838	G	C6-C5-N7	-8.35	125.39	130.40
36	A5	511	G	N1-C6-O6	-8.35	114.89	119.90
36	A5	916	G	C5-C6-O6	8.35	133.61	128.60
36	A1	1858	A	N3-C4-N9	8.35	134.08	127.40
36	A5	926	A	C5-C6-N1	8.35	121.88	117.70
36	A5	2234	G	N9-C4-C5	-8.35	102.06	105.40
36	A5	2820	A	C8-N9-C4	-8.35	102.46	105.80

Continued on next page...

Continued from previous page...

Mol	Chain	Res	Type	Atoms	Z	Observed(°)	Ideal(°)
1	A2	136	C	C2-N1-C1'	8.35	127.98	118.80
80	A6	359	A	C4-C5-C6	-8.35	112.83	117.00
36	A5	616	G	C5-C6-N1	8.35	115.67	111.50
37	A7	93	C	C2-N3-C4	-8.35	115.73	119.90
36	A5	3173	G	C5-C6-O6	-8.34	123.59	128.60
36	A1	3143	C	C5-C6-N1	-8.34	116.83	121.00
36	A1	347	G	C5-C6-O6	-8.34	123.60	128.60
36	A1	2356	A	N1-C6-N6	8.33	123.60	118.60
36	A1	2763	U	C5-C6-N1	-8.33	118.53	122.70
36	A1	2393	G	N9-C4-C5	-8.33	102.07	105.40
36	A1	3180	A	C8-N9-C4	-8.33	102.47	105.80
36	A1	2237	C	C6-N1-C2	8.33	123.63	120.30
36	A1	2409	G	C5-C6-O6	8.33	133.60	128.60
36	A5	1487	G	C5-C6-O6	8.33	133.60	128.60
36	A5	2320	A	C2-N3-C4	-8.33	106.44	110.60
36	A1	47	C	C4-C5-C6	8.32	121.56	117.40
36	A1	2400	G	N3-C4-C5	8.32	132.76	128.60
80	A6	376	C	N3-C4-C5	8.32	125.23	121.90
37	A3	28	C	N3-C4-N4	8.32	123.82	118.00
36	A1	1191	U	C5-C6-N1	-8.32	118.54	122.70
36	A1	1507	G	N3-C2-N2	-8.31	114.08	119.90
36	A1	2283	G	C5-C6-O6	-8.31	123.61	128.60
36	A5	3050	U	C5-C4-O4	8.31	130.89	125.90
73	Bj	21	ARG	NE-CZ-NH2	-8.31	116.14	120.30
36	A1	702	C	C6-N1-C2	-8.31	116.98	120.30
36	A1	1918	C	C6-N1-C2	-8.31	116.98	120.30
36	A1	646	A	C8-N9-C4	-8.30	102.48	105.80
36	A1	1115	G	N1-C6-O6	-8.30	114.92	119.90
36	A1	2827	U	N1-C2-N3	8.30	119.88	114.90
38	A4	21	C	C6-N1-C2	8.30	123.62	120.30
36	A5	2683	U	N3-C2-O2	-8.30	116.39	122.20
36	A5	1898	G	C2-N3-C4	8.30	116.05	111.90
36	A1	2836	C	N3-C4-C5	-8.29	118.58	121.90
36	A1	2958	A	C5-C6-N1	8.29	121.85	117.70
36	A5	986	U	C5-C4-O4	-8.29	120.92	125.90
36	A5	1480	G	N7-C8-N9	-8.29	108.95	113.10
52	DO	197[B]	PHE	C-N-CA	-8.29	104.88	122.30
36	A5	715	A	N1-C6-N6	-8.29	113.62	118.60
38	A8	80	A	N7-C8-N9	8.29	117.94	113.80
1	A2	542	A	C4-N9-C1'	8.28	141.20	126.30
36	A1	106	A	C2-N3-C4	-8.28	106.46	110.60
36	A1	1890	U	C5-C6-N1	-8.28	118.56	122.70

Continued on next page...

Continued from previous page...

Mol	Chain	Res	Type	Atoms	Z	Observed(°)	Ideal(°)
1	A2	1280	C	N1-C2-O2	-8.27	113.94	118.90
36	A1	39	A	C4-C5-C6	8.27	121.14	117.00
36	A1	2977	G	N7-C8-N9	-8.27	108.96	113.10
36	A1	957	C	C6-N1-C2	8.27	123.61	120.30
36	A5	2360	C	C4-C5-C6	8.27	121.53	117.40
1	A2	1131	A	C8-N9-C4	8.27	109.11	105.80
36	A5	1392	G	N7-C8-N9	-8.27	108.97	113.10
36	A1	2814	G	C5-C6-O6	-8.26	123.64	128.60
37	A7	69	C	C6-N1-C2	8.26	123.61	120.30
38	A4	73	U	N3-C4-O4	-8.26	113.62	119.40
80	A6	272	U	N3-C2-O2	-8.26	116.42	122.20
36	A5	1604	G	C8-N9-C1'	-8.26	116.26	127.00
80	A6	1614	A	C4-C5-N7	8.26	114.83	110.70
36	A5	715	A	C2-N3-C4	8.26	114.73	110.60
36	A1	2130	G	C5-C6-O6	8.26	133.55	128.60
36	A1	2642	A	N7-C8-N9	-8.26	109.67	113.80
36	A5	2621	G	N1-C6-O6	8.26	124.85	119.90
37	A7	93	C	C5-C6-N1	-8.26	116.87	121.00
47	DI	128	ARG	NE-CZ-NH2	-8.25	116.17	120.30
1	A2	1782	A	N1-C2-N3	8.25	133.42	129.30
47	BI	24	ARG	NE-CZ-NH1	8.25	124.42	120.30
36	A1	2169	G	C4-C5-N7	-8.24	107.50	110.80
80	A6	1119	G	C5-C6-O6	8.24	133.55	128.60
36	A1	2714	G	C8-N9-C1'	8.24	137.72	127.00
36	A1	1122	U	N3-C4-C5	8.24	119.54	114.60
38	A8	55	U	C6-N1-C2	-8.24	116.06	121.00
36	A5	2695	A	C8-N9-C4	-8.23	102.51	105.80
36	A1	3143	C	N3-C2-O2	8.23	127.66	121.90
38	A4	125	U	N1-C2-O2	8.23	128.56	122.80
36	A5	1494	U	C6-N1-C2	8.23	125.94	121.00
36	A5	2371	G	N3-C2-N2	8.23	125.66	119.90
36	A1	2426	U	N3-C4-O4	-8.23	113.64	119.40
36	A1	2808	A	C6-C5-N7	-8.23	126.54	132.30
1	A2	1119	G	N1-C6-O6	-8.23	114.96	119.90
80	A6	342	C	C5-C6-N1	-8.23	116.89	121.00
36	A1	973	A	C8-N9-C4	-8.23	102.51	105.80
36	A1	3269	U	N1-C2-N3	8.23	119.84	114.90
36	A1	2123	G	C8-N9-C4	8.22	109.69	106.40
36	A5	2859	U	N3-C4-O4	-8.22	113.65	119.40
36	A1	369	A	N1-C6-N6	-8.22	113.67	118.60
1	A2	992	A	C5-N7-C8	-8.22	99.79	103.90
36	A5	818	C	N1-C2-O2	-8.22	113.97	118.90

Continued on next page...

Continued from previous page...

Mol	Chain	Res	Type	Atoms	Z	Observed(°)	Ideal(°)
36	A5	1178	G	C8-N9-C4	-8.22	103.11	106.40
1	A2	319	U	N3-C2-O2	8.22	127.95	122.20
1	A2	1096	C	N1-C2-O2	8.22	123.83	118.90
38	A4	79	A	C8-N9-C4	-8.21	102.51	105.80
36	A5	15	C	C5-C6-N1	8.21	125.11	121.00
36	A5	1586	G	C5-C6-O6	-8.21	123.67	128.60
36	A1	2293	C	C5-C4-N4	-8.21	114.45	120.20
36	A5	2735	U	C5-C6-N1	8.21	126.81	122.70
36	A5	435	C	N3-C4-C5	8.21	125.18	121.90
36	A1	1515	A	C4-C5-C6	8.21	121.11	117.00
80	A6	1595	U	C5-C4-O4	8.21	130.82	125.90
36	A5	1015	U	C5-C6-N1	8.21	126.80	122.70
36	A5	2211	U	N3-C2-O2	-8.21	116.45	122.20
36	A1	2909	U	N3-C4-O4	8.20	125.14	119.40
36	A5	591	G	N9-C4-C5	-8.21	102.12	105.40
36	A5	922	U	C6-N1-C1'	8.21	132.69	121.20
36	A5	1404	G	C8-N9-C4	8.20	109.68	106.40
36	A1	2169	G	C6-C5-N7	8.20	135.32	130.40
36	A1	2816	G	C5-C6-N1	8.20	115.60	111.50
36	A5	2202	C	N3-C2-O2	8.20	127.64	121.90
36	A1	345	G	N3-C4-C5	-8.20	124.50	128.60
36	A1	432	G	C2-N3-C4	-8.20	107.80	111.90
36	A1	2572	C	C6-N1-C2	-8.20	117.02	120.30
36	A5	1054	A	C8-N9-C4	8.20	109.08	105.80
36	A5	968	G	N9-C4-C5	-8.20	102.12	105.40
36	A1	3318	G	C4-N9-C1'	8.20	137.16	126.50
36	A1	2618	G	C5-C6-N1	8.20	115.60	111.50
36	A1	1133	A	C8-N9-C4	8.19	109.08	105.80
36	A5	514	G	C5-C6-O6	-8.19	123.68	128.60
36	A1	1142	G	N3-C4-N9	8.19	130.91	126.00
36	A1	2990	G	C4-C5-N7	-8.19	107.52	110.80
38	A4	58	G	N3-C4-N9	8.19	130.91	126.00
36	A1	2777	G	N3-C4-C5	8.19	132.69	128.60
36	A5	2190	U	N3-C4-O4	-8.19	113.67	119.40
36	A5	343	U	N1-C2-O2	8.19	128.53	122.80
36	A1	874	U	N3-C4-O4	-8.18	113.67	119.40
36	A5	949	C	C4-C5-C6	8.18	121.49	117.40
38	A4	103	G	N1-C6-O6	-8.18	114.99	119.90
56	DS	115	ARG	NE-CZ-NH1	8.18	124.39	120.30
36	A1	1180	A	N1-C2-N3	8.18	133.39	129.30
36	A1	544	C	C6-N1-C2	-8.17	117.03	120.30
38	A4	32	C	N1-C2-O2	-8.17	114.00	118.90

Continued on next page...

Continued from previous page...

Mol	Chain	Res	Type	Atoms	Z	Observed(°)	Ideal(°)
36	A5	2609	A	C5-N7-C8	8.17	107.99	103.90
36	A5	2913	C	N1-C2-N3	8.17	124.92	119.20
36	A1	2595	A	C4-C5-N7	8.17	114.78	110.70
36	A5	805	G	C8-N9-C4	8.17	109.67	106.40
36	A5	280	U	C2-N3-C4	-8.17	122.10	127.00
36	A5	435	C	C5-C4-N4	-8.17	114.48	120.20
36	A5	1110	U	N3-C4-C5	8.17	119.50	114.60
36	A5	3317	U	C5-C4-O4	8.17	130.80	125.90
36	A1	631	U	C2-N3-C4	-8.16	122.10	127.00
36	A5	926	A	C5-C6-N6	-8.16	117.17	123.70
36	A5	726	G	N1-C6-O6	8.16	124.80	119.90
36	A5	1445	U	C5-C4-O4	-8.16	121.00	125.90
36	A5	2302	G	C5-C6-O6	8.15	133.49	128.60
36	A5	3122	A	N9-C4-C5	8.15	109.06	105.80
36	A5	708	G	C5-N7-C8	-8.15	100.22	104.30
36	A1	2176	U	N1-C2-O2	8.15	128.50	122.80
36	A5	2970	C	C4-C5-C6	8.15	121.47	117.40
36	A1	2572	C	C2-N1-C1'	8.15	127.76	118.80
36	A1	2409	G	N9-C4-C5	8.14	108.66	105.40
36	A1	2622	C	C6-N1-C2	-8.14	117.04	120.30
1	A2	1241	G	C5-N7-C8	-8.14	100.23	104.30
36	A1	883	A	C2-N3-C4	8.14	114.67	110.60
36	A1	2278	C	N3-C4-C5	8.14	125.16	121.90
80	A6	17	C	N1-C2-O2	8.14	123.78	118.90
36	A5	987	U	N1-C2-N3	8.14	119.78	114.90
36	A1	2356	A	N1-C2-N3	-8.13	125.23	129.30
36	A5	1176	C	C5-C6-N1	-8.13	116.93	121.00
36	A5	2412	G	C8-N9-C4	-8.13	103.15	106.40
1	A2	308	C	C5-C6-N1	-8.13	116.94	121.00
36	A1	1434	G	C4-C5-C6	8.13	123.68	118.80
36	A5	1085	A	C5-N7-C8	-8.13	99.83	103.90
36	A1	1617	G	C8-N9-C4	8.13	109.65	106.40
1	A2	1129	U	N3-C4-C5	8.13	119.48	114.60
36	A5	2838	A	C5-C6-N6	-8.13	117.20	123.70
36	A1	405	U	C5-C4-O4	-8.12	121.03	125.90
36	A1	1049	C	C5-C4-N4	-8.12	114.52	120.20
36	A1	1362	G	C8-N9-C4	8.12	109.65	106.40
38	A4	113	U	C4-C5-C6	8.12	124.57	119.70
36	A5	2665	U	N1-C2-N3	-8.12	110.03	114.90
36	A5	2859	U	C5-C4-O4	8.12	130.77	125.90
1	A2	1291	G	N1-C2-N3	8.11	128.77	123.90
36	A1	3049	A	C5-C6-N1	-8.12	113.64	117.70

Continued on next page...

Continued from previous page...

Mol	Chain	Res	Type	Atoms	Z	Observed(°)	Ideal(°)
36	A5	769	G	C8-N9-C4	8.12	109.65	106.40
36	A5	842	G	C5-C6-O6	-8.11	123.73	128.60
36	A1	651	G	N3-C4-C5	-8.11	124.54	128.60
36	A1	653	A	C5-C6-N1	8.11	121.76	117.70
36	A5	2634	U	N3-C4-C5	8.11	119.47	114.60
36	A1	847	A	N9-C4-C5	-8.11	102.56	105.80
36	A1	1132	C	N3-C4-N4	-8.11	112.33	118.00
36	A1	1947	G	N3-C2-N2	-8.11	114.23	119.90
36	A5	637	C	N1-C2-O2	-8.10	114.04	118.90
36	A1	1523	U	N1-C2-O2	-8.10	117.13	122.80
36	A5	2246	G	N1-C6-O6	-8.10	115.04	119.90
36	A5	290	G	C5-C6-O6	8.10	133.46	128.60
36	A5	817	A	C2-N3-C4	8.10	114.65	110.60
36	A1	1123	U	C5-C6-N1	-8.10	118.65	122.70
36	A1	2165	G	N1-C6-O6	8.09	124.76	119.90
36	A1	2288	G	C8-N9-C4	-8.09	103.16	106.40
36	A5	2175	U	C5-C6-N1	-8.09	118.65	122.70
36	A5	916	G	N1-C6-O6	-8.09	115.05	119.90
36	A1	2200	U	C6-N1-C2	-8.09	116.15	121.00
36	A5	2278	C	C5-C4-N4	8.09	125.86	120.20
36	A5	2440	G	C8-N9-C4	-8.09	103.17	106.40
36	A5	3362	A	N1-C2-N3	8.09	133.34	129.30
36	A1	2550	U	N1-C2-N3	8.08	119.75	114.90
36	A1	3207	U	C5-C4-O4	8.08	130.75	125.90
36	A5	329	U	C5-C6-N1	-8.08	118.66	122.70
36	A5	1512	U	N1-C2-N3	8.08	119.75	114.90
36	A5	2182	A	N1-C6-N6	-8.08	113.75	118.60
36	A5	3215	A	N1-C6-N6	8.08	123.45	118.60
38	A8	38	U	C5-C6-N1	-8.08	118.66	122.70
36	A5	2290	C	C4-C5-C6	8.08	121.44	117.40
1	A2	1773	C	C5-C6-N1	8.08	125.04	121.00
36	A5	1390	A	N9-C4-C5	8.07	109.03	105.80
36	A5	1516	C	C2-N3-C4	-8.07	115.86	119.90
36	A5	945	C	C2-N3-C4	-8.07	115.86	119.90
38	A8	2	A	C8-N9-C4	-8.07	102.57	105.80
80	A6	418	G	C6-C5-N7	-8.07	125.56	130.40
36	A5	41	G	C5-N7-C8	-8.07	100.27	104.30
37	A7	112	G	N1-C6-O6	-8.07	115.06	119.90
36	A5	1879	A	C8-N9-C4	-8.07	102.57	105.80
1	A2	1436	A	N1-C6-N6	8.07	123.44	118.60
38	A8	113	U	N3-C4-O4	8.06	125.04	119.40
36	A1	2735	U	N3-C4-C5	8.05	119.43	114.60

Continued on next page...

Continued from previous page...

Mol	Chain	Res	Type	Atoms	Z	Observed(°)	Ideal(°)
38	A4	32	C	C2-N1-C1'	-8.05	109.94	118.80
36	A5	1449	A	C5-N7-C8	-8.05	99.88	103.90
80	A6	1000	C	C2-N1-C1'	8.05	127.65	118.80
36	A5	359	U	C2-N3-C4	-8.05	122.17	127.00
36	A5	1193	A	N1-C2-N3	8.05	133.32	129.30
36	A5	1858	A	N3-C4-C5	-8.05	121.17	126.80
1	A2	1200	G	N1-C2-N2	8.04	123.44	116.20
36	A1	2318	U	C2-N3-C4	-8.04	122.17	127.00
36	A5	413	U	C2-N3-C4	-8.04	122.17	127.00
36	A5	631	U	C2-N3-C4	-8.04	122.17	127.00
1	A2	1324	G	N3-C4-N9	-8.04	121.17	126.00
36	A1	2952	G	C5-N7-C8	-8.04	100.28	104.30
36	A1	2382	G	N1-C6-O6	-8.04	115.08	119.90
36	A1	2893	C	N3-C4-C5	8.04	125.12	121.90
36	A5	3110	C	C4-C5-C6	8.04	121.42	117.40
36	A1	2284	C	C2-N3-C4	-8.04	115.88	119.90
54	BQ	178	ARG	NE-CZ-NH1	-8.04	116.28	120.30
52	DO	3[B]	SER	O-C-N	8.04	135.56	122.70
80	A6	100	A	C8-N9-C4	8.04	109.02	105.80
36	A5	1879	A	C6-C5-N7	-8.04	126.67	132.30
44	DF	88	ARG	NE-CZ-NH2	-8.04	116.28	120.30
36	A1	2595	A	C2-N3-C4	-8.04	106.58	110.60
36	A1	2821	C	C6-N1-C2	-8.04	117.08	120.30
36	A1	2836	C	C6-N1-C2	-8.04	117.09	120.30
36	A1	3180	A	N9-C4-C5	8.04	109.01	105.80
36	A5	278	U	C5-C6-N1	8.03	126.72	122.70
80	A6	1389	C	C2-N1-C1'	8.03	127.64	118.80
36	A5	945	C	C6-N1-C2	8.03	123.51	120.30
36	A1	3119	U	N3-C4-O4	-8.03	113.78	119.40
36	A5	824	C	C6-N1-C2	-8.03	117.09	120.30
36	A5	2278	C	C2-N3-C4	-8.03	115.89	119.90
36	A1	2860	U	C5-C4-O4	-8.03	121.08	125.90
36	A5	2189	U	N1-C2-N3	8.03	119.72	114.90
80	A6	1782	A	C8-N9-C4	-8.03	102.59	105.80
38	A8	74	U	C5-C4-O4	-8.02	121.09	125.90
36	A1	1848	G	C5-C6-O6	-8.02	123.79	128.60
36	A1	2328	U	N3-C4-O4	-8.02	113.79	119.40
1	A2	1662	G	N1-C6-O6	-8.02	115.09	119.90
36	A1	817	A	C6-N1-C2	-8.02	113.79	118.60
36	A1	2329	C	N1-C2-O2	-8.02	114.09	118.90
80	A6	1735	U	N3-C4-C5	8.02	119.41	114.60
36	A5	2572	C	C2-N1-C1'	8.02	127.62	118.80

Continued on next page...

Continued from previous page...

Mol	Chain	Res	Type	Atoms	Z	Observed(°)	Ideal(°)
36	A1	1395	G	N3-C2-N2	8.02	125.51	119.90
36	A5	2630	C	N3-C4-C5	8.02	125.11	121.90
1	A2	1490	C	C6-N1-C2	-8.01	117.09	120.30
36	A1	1397	C	N1-C2-O2	-8.01	114.09	118.90
36	A5	2281	A	C8-N9-C4	8.01	109.00	105.80
36	A1	1483	G	N1-C6-O6	-8.01	115.09	119.90
80	A6	418	G	C8-N9-C4	-8.01	103.20	106.40
80	A6	1644	C	C2-N3-C4	-8.01	115.90	119.90
36	A5	1592	G	C5-C6-N1	8.01	115.50	111.50
1	A2	316	A	C8-N9-C4	8.00	109.00	105.80
36	A5	857	G	C5-C6-N1	8.00	115.50	111.50
36	A5	3309	G	N3-C4-N9	8.00	130.80	126.00
37	A3	81	U	C6-N1-C1'	-8.00	110.00	121.20
65	Db	39	PHE	N-CA-CB	8.00	125.00	110.60
1	A2	349	U	N3-C2-O2	-8.00	116.60	122.20
36	A1	1881	A	C8-N9-C4	8.00	109.00	105.80
36	A1	2360	C	C4-C5-C6	8.00	121.40	117.40
80	A6	65	A	N1-C6-N6	8.00	123.40	118.60
36	A5	3362	A	C8-N9-C4	-8.00	102.60	105.80
80	A6	858	G	N7-C8-N9	7.99	117.10	113.10
36	A5	1481	A	N7-C8-N9	7.99	117.80	113.80
36	A5	1441	G	N1-C6-O6	-7.99	115.11	119.90
36	A1	620	U	C6-N1-C2	-7.99	116.21	121.00
36	A1	891	G	C5-C6-O6	7.99	133.39	128.60
36	A5	1113	G	C8-N9-C4	7.99	109.60	106.40
36	A5	2777	G	C5-C6-O6	7.99	133.39	128.60
36	A1	3214	U	N1-C2-N3	7.99	119.69	114.90
37	A3	82	G	N1-C2-N3	7.99	128.69	123.90
36	A1	56	G	C5-C6-O6	-7.98	123.81	128.60
36	A5	2350	C	C5-C6-N1	-7.98	117.01	121.00
36	A1	695	C	N3-C4-N4	-7.98	112.41	118.00
37	A7	81	U	N3-C4-C5	7.98	119.39	114.60
36	A1	2395	G	N3-C4-C5	-7.98	124.61	128.60
36	A5	3215	A	C2-N3-C4	-7.98	106.61	110.60
36	A1	966	U	N3-C4-C5	7.98	119.39	114.60
36	A5	2317	A	C8-N9-C4	-7.97	102.61	105.80
36	A5	2512	C	C5-C6-N1	7.97	124.99	121.00
36	A5	3343	G	N9-C4-C5	-7.97	102.21	105.40
37	A7	85	G	N1-C6-O6	-7.97	115.12	119.90
36	A1	281	G	C8-N9-C4	-7.97	103.21	106.40
36	A1	960	U	C2-N3-C4	-7.97	122.22	127.00
80	A6	826	U	C5-C6-N1	7.97	126.68	122.70

Continued on next page...

Continued from previous page...

Mol	Chain	Res	Type	Atoms	Z	Observed(°)	Ideal(°)
80	A6	1100	G	C6-N1-C2	-7.97	120.32	125.10
36	A5	345	G	N1-C6-O6	-7.97	115.12	119.90
36	A5	1148	G	C2-N3-C4	7.97	115.88	111.90
36	A1	24	G	N1-C6-O6	7.97	124.68	119.90
36	A5	1297	C	C5-C6-N1	-7.97	117.02	121.00
36	A5	2366	C	N3-C4-N4	7.96	123.58	118.00
36	A5	3343	G	N3-C4-N9	7.96	130.78	126.00
36	A5	2288	G	C2-N3-C4	7.96	115.88	111.90
36	A1	54	C	N3-C4-C5	7.96	125.08	121.90
36	A1	1309	U	C5-C4-O4	-7.96	121.12	125.90
36	A1	2369	G	N3-C4-N9	7.96	130.78	126.00
36	A5	2870	C	C6-N1-C1'	7.96	130.35	120.80
80	A6	400	A	N1-C6-N6	7.95	123.37	118.60
36	A5	784	A	N1-C6-N6	7.95	123.37	118.60
36	A1	1003	A	N1-C6-N6	7.95	123.37	118.60
36	A1	2138	A	N9-C4-C5	7.95	108.98	105.80
80	A6	1749	A	C4-C5-N7	7.95	114.67	110.70
36	A1	121	A	C8-N9-C4	7.95	108.98	105.80
36	A1	962	A	N1-C2-N3	7.95	133.27	129.30
36	A1	2751	G	C5-C6-O6	-7.95	123.83	128.60
52	BO	158[B]	ASP	C-N-CA	-7.95	101.84	121.70
36	A5	3377	G	N9-C4-C5	-7.94	102.22	105.40
36	A1	1556	C	C6-N1-C2	-7.94	117.12	120.30
36	A1	2885	C	N3-C4-C5	7.94	125.08	121.90
36	A1	2952	G	N9-C4-C5	-7.94	102.22	105.40
36	A5	3151	U	C6-N1-C2	7.94	125.76	121.00
1	A2	1611	A	N7-C8-N9	7.94	117.77	113.80
36	A1	3278	C	N3-C2-O2	-7.94	116.34	121.90
36	A5	1317	A	N1-C6-N6	7.94	123.36	118.60
36	A5	2757	U	N3-C4-O4	7.94	124.96	119.40
36	A1	1907	C	C2-N3-C4	7.94	123.87	119.90
36	A1	2356	A	C5-C6-N6	-7.94	117.35	123.70
36	A1	3277	U	N3-C2-O2	-7.94	116.64	122.20
36	A5	355	A	C2-N3-C4	-7.94	106.63	110.60
36	A5	629	U	N3-C4-C5	7.94	119.36	114.60
36	A1	2829	U	N3-C2-O2	-7.93	116.65	122.20
36	A5	3102	G	N1-C6-O6	-7.93	115.14	119.90
36	A5	1484	U	C6-N1-C2	7.93	125.76	121.00
1	A2	145	A	C8-N9-C4	-7.93	102.63	105.80
36	A1	3375	A	N7-C8-N9	7.93	117.76	113.80
36	A1	909	G	C8-N9-C4	7.92	109.57	106.40
36	A1	1741	A	N1-C2-N3	7.92	133.26	129.30

Continued on next page...

Continued from previous page...

Mol	Chain	Res	Type	Atoms	Z	Observed(°)	Ideal(°)
1	A2	1432	U	C6-N1-C2	7.92	125.75	121.00
1	A2	189	C	C2-N1-C1'	7.92	127.51	118.80
38	A4	58	G	C5-C6-O6	-7.92	123.85	128.60
36	A5	277	G	N1-C6-O6	-7.92	115.15	119.90
80	A6	453	U	N3-C4-O4	-7.92	113.86	119.40
36	A5	2550	U	N1-C2-N3	7.91	119.65	114.90
1	A2	1481	C	C6-N1-C2	-7.91	117.14	120.30
36	A1	1307	G	N3-C2-N2	7.91	125.44	119.90
36	A1	963	G	C6-C5-N7	-7.91	125.65	130.40
36	A1	2117	A	N1-C6-N6	-7.91	113.86	118.60
68	De	43	ARG	NE-CZ-NH2	-7.91	116.35	120.30
36	A5	2836	C	N1-C2-N3	7.91	124.73	119.20
36	A5	934	G	C5-C6-O6	-7.91	123.86	128.60
36	A5	2531	C	C2-N1-C1'	7.91	127.50	118.80
52	DO	27[B]	VAL	O-C-N	-7.90	110.05	122.70
36	A1	2776	C	C2-N3-C4	-7.90	115.95	119.90
80	A6	864	U	N3-C2-O2	-7.90	116.67	122.20
36	A5	960	U	C5-C6-N1	-7.90	118.75	122.70
36	A5	1940	G	N3-C2-N2	7.90	125.43	119.90
36	A1	47	C	C5-C6-N1	-7.90	117.05	121.00
36	A5	2381	G	C8-N9-C4	-7.90	103.24	106.40
36	A5	851	C	C6-N1-C2	-7.90	117.14	120.30
36	A1	2714	G	C4-C5-C6	-7.89	114.06	118.80
80	A6	1	U	C6-N1-C2	-7.89	116.26	121.00
36	A1	1919	G	N1-C6-O6	-7.89	115.16	119.90
36	A1	2380	U	C2-N3-C4	-7.89	122.26	127.00
36	A5	2618	G	C5-C6-O6	-7.89	123.86	128.60
36	A1	3302	U	C6-N1-C2	7.89	125.73	121.00
80	A6	1535	U	N3-C2-O2	-7.89	116.68	122.20
36	A5	2913	C	C5-C6-N1	-7.89	117.06	121.00
36	A5	1939	G	C5-C6-O6	7.89	133.33	128.60
36	A1	2281	A	C8-N9-C4	7.88	108.95	105.80
36	A5	2919	A	N1-C6-N6	-7.88	113.87	118.60
36	A5	2993	G	C5-C6-O6	-7.88	123.87	128.60
1	A2	864	U	N3-C2-O2	-7.88	116.68	122.20
36	A1	508	U	C5-C4-O4	-7.88	121.17	125.90
37	A7	26	C	C4-C5-C6	7.88	121.34	117.40
36	A5	2130	G	N3-C2-N2	7.88	125.41	119.90
36	A1	1048	A	C6-N1-C2	7.87	123.32	118.60
36	A5	2865	U	C5-C4-O4	-7.87	121.18	125.90
36	A1	1138	U	N1-C2-N3	7.87	119.62	114.90
80	A6	1489	U	N3-C2-O2	-7.87	116.69	122.20

Continued on next page...

Continued from previous page...

Mol	Chain	Res	Type	Atoms	Z	Observed(°)	Ideal(°)
36	A5	3146	G	C5-C6-O6	7.87	133.32	128.60
36	A5	630	A	N1-C2-N3	7.87	133.23	129.30
36	A5	2366	C	C2-N1-C1'	7.87	127.46	118.80
36	A1	660	A	N1-C6-N6	-7.87	113.88	118.60
36	A1	718	G	C4-C5-N7	7.87	113.95	110.80
36	A1	62	A	C2-N3-C4	7.87	114.53	110.60
36	A1	3034	C	N1-C2-O2	7.87	123.62	118.90
36	A5	1480	G	C5-N7-C8	7.87	108.23	104.30
44	DF	88	ARG	NE-CZ-NH1	7.87	124.23	120.30
36	A1	344	A	N1-C6-N6	-7.86	113.88	118.60
36	A1	2870	C	C2-N1-C1'	-7.86	110.15	118.80
80	A6	542	A	C8-N9-C4	-7.86	102.66	105.80
36	A1	301	G	N1-C6-O6	-7.86	115.19	119.90
36	A1	1858	A	C8-N9-C4	-7.86	102.66	105.80
36	A1	2996	U	N1-C2-O2	7.86	128.30	122.80
80	A6	337	G	N3-C4-N9	7.86	130.71	126.00
36	A1	340	C	N3-C4-C5	7.85	125.04	121.90
36	A1	1403	C	C5-C6-N1	-7.85	117.07	121.00
36	A1	3275	U	C5-C6-N1	7.85	126.62	122.70
36	A5	813	G	C8-N9-C4	-7.85	103.26	106.40
41	DC	339	LEU	CA-CB-CG	7.85	133.35	115.30
80	A6	1456	C	N3-C4-N4	-7.85	112.51	118.00
36	A5	1140	G	N1-C6-O6	-7.85	115.19	119.90
36	A5	1793	C	N3-C4-C5	-7.85	118.76	121.90
36	A5	1834	U	C2-N1-C1'	-7.85	108.28	117.70
36	A5	1845	G	C5-C6-N1	7.85	115.42	111.50
36	A1	1796	G	C8-N9-C4	-7.85	103.26	106.40
1	A2	581	U	C2-N1-C1'	7.84	127.11	117.70
36	A1	2777	G	C5-C6-N1	7.84	115.42	111.50
36	A5	343	U	N3-C4-O4	-7.84	113.91	119.40
36	A5	2400	G	C2-N3-C4	-7.84	107.98	111.90
80	A6	1745	G	N3-C4-N9	7.84	130.70	126.00
36	A5	2303	A	N9-C4-C5	7.84	108.93	105.80
36	A5	3130	A	N1-C2-N3	7.84	133.22	129.30
36	A1	434	U	C4-C5-C6	-7.83	115.00	119.70
36	A1	1341	U	N1-C2-O2	7.83	128.28	122.80
36	A1	2814	G	N7-C8-N9	-7.83	109.18	113.10
36	A1	655	C	C4-C5-C6	7.83	121.31	117.40
36	A5	530	G	N1-C6-O6	-7.83	115.20	119.90
36	A1	1392	G	N3-C4-N9	7.83	130.70	126.00
36	A1	1494	U	C5-C6-N1	-7.83	118.79	122.70
36	A1	2214	A	N1-C6-N6	7.83	123.30	118.60

Continued on next page...

Continued from previous page...

Mol	Chain	Res	Type	Atoms	Z	Observed(°)	Ideal(°)
80	A6	397	A	C2-N3-C4	-7.82	106.69	110.60
36	A1	545	U	C2-N1-C1'	7.82	127.09	117.70
80	A6	1185	U	N1-C2-O2	7.82	128.28	122.80
36	A5	2288	G	C6-N1-C2	-7.82	120.41	125.10
36	A1	2719	U	N1-C2-N3	7.82	119.59	114.90
36	A1	2400	G	N3-C4-N9	-7.81	121.31	126.00
1	A2	555	A	C8-N9-C4	-7.81	102.67	105.80
36	A1	2156	C	C5-C6-N1	-7.81	117.09	121.00
36	A5	1392	G	N3-C4-N9	7.81	130.69	126.00
36	A5	3096	C	N1-C2-N3	7.81	124.67	119.20
36	A1	1152	G	N1-C2-N3	7.81	128.59	123.90
36	A1	3209	A	N1-C6-N6	7.81	123.29	118.60
36	A5	226	C	C6-N1-C2	7.81	123.42	120.30
36	A5	2395	G	C5-N7-C8	7.81	108.20	104.30
36	A5	2705	A	C5-C6-N6	-7.81	117.45	123.70
36	A1	644	G	C4-C5-N7	-7.80	107.68	110.80
36	A1	644	G	N3-C2-N2	7.80	125.36	119.90
36	A5	1295	G	N1-C6-O6	-7.80	115.22	119.90
36	A5	1390	A	C8-N9-C4	-7.80	102.68	105.80
1	A2	1751	C	N3-C4-C5	7.80	125.02	121.90
36	A1	50	U	C2-N3-C4	-7.80	122.32	127.00
36	A1	659	G	N3-C2-N2	7.80	125.36	119.90
36	A5	276	U	C5-C6-N1	-7.80	118.80	122.70
36	A5	2882	U	N1-C2-N3	7.80	119.58	114.90
36	A5	1364	C	N1-C2-O2	-7.80	114.22	118.90
36	A5	2807	U	C5-C4-O4	-7.80	121.22	125.90
36	A5	641	C	N1-C2-O2	-7.80	114.22	118.90
36	A5	708	G	C5-C6-O6	-7.79	123.92	128.60
1	A2	1560	U	N3-C4-O4	-7.79	113.94	119.40
36	A5	3206	C	N3-C2-O2	-7.79	116.44	121.90
36	A1	50	U	N3-C4-O4	-7.79	113.95	119.40
36	A1	634	C	N3-C2-O2	-7.79	116.45	121.90
36	A1	635	G	C5-C6-N1	7.79	115.39	111.50
80	A6	421	A	C8-N9-C4	7.79	108.92	105.80
36	A1	2787	G	C5-C6-O6	-7.79	123.93	128.60
36	A5	216	G	N1-C6-O6	7.79	124.57	119.90
36	A5	2905	U	N3-C4-C5	7.79	119.27	114.60
36	A1	2203	U	N1-C2-N3	7.79	119.57	114.90
36	A1	1164	G	N9-C4-C5	7.79	108.52	105.40
36	A5	1311	G	C5-C6-N1	7.79	115.39	111.50
36	A5	1440	G	C5-C6-O6	7.79	133.27	128.60
36	A1	53	G	N9-C4-C5	-7.79	102.29	105.40

Continued on next page...

Continued from previous page...

Mol	Chain	Res	Type	Atoms	Z	Observed(°)	Ideal(°)
1	A2	1291	G	C8-N9-C4	-7.78	103.29	106.40
36	A5	2303	A	C8-N9-C4	-7.78	102.69	105.80
36	A5	3050	U	N1-C2-O2	7.78	128.25	122.80
36	A5	3187	A	C5-N7-C8	7.78	107.79	103.90
36	A5	1150	A	C2-N3-C4	-7.78	106.71	110.60
36	A5	2975	U	N3-C4-C5	7.78	119.27	114.60
36	A1	1733	G	N3-C4-C5	-7.78	124.71	128.60
36	A1	2363	A	N1-C6-N6	-7.78	113.93	118.60
80	A6	306	U	C5-C6-N1	-7.78	118.81	122.70
36	A1	282	G	C8-N9-C4	-7.78	103.29	106.40
36	A1	1520	G	C5-N7-C8	7.78	108.19	104.30
36	A1	290	G	C5-C6-N1	7.78	115.39	111.50
36	A1	2311	G	C5-C6-O6	-7.78	123.93	128.60
80	A6	364	G	C5-C6-O6	-7.78	123.93	128.60
80	A6	1514	U	C5-C6-N1	-7.78	118.81	122.70
36	A5	2134	G	C5-C6-N1	7.78	115.39	111.50
36	A1	2130	G	N3-C4-C5	-7.78	124.71	128.60
80	A6	194	U	C2-N1-C1'	7.78	127.03	117.70
36	A5	2891	U	C2-N3-C4	-7.78	122.33	127.00
36	A1	1400	G	C8-N9-C4	7.77	109.51	106.40
36	A5	3187	A	N1-C6-N6	-7.77	113.94	118.60
36	A1	573	C	C2-N3-C4	-7.77	116.01	119.90
36	A5	1792	C	N1-C2-O2	-7.77	114.24	118.90
36	A1	651	G	N3-C4-N9	7.77	130.66	126.00
36	A5	2550	U	N3-C4-O4	-7.77	113.96	119.40
80	A6	539	G	C8-N9-C4	-7.76	103.29	106.40
36	A5	1391	C	N3-C2-O2	7.76	127.33	121.90
36	A1	3344	A	C4-C5-C6	7.76	120.88	117.00
36	A1	1150	A	C5-C6-N6	7.76	129.91	123.70
36	A5	3266	G	N9-C4-C5	7.76	108.50	105.40
1	A2	992	A	C6-N1-C2	7.76	123.26	118.60
36	A1	368	G	N1-C2-N2	-7.76	109.22	116.20
36	A1	2714	G	C4-N9-C1'	-7.76	116.41	126.50
36	A5	1480	G	C8-N9-C4	7.76	109.50	106.40
36	A5	2246	G	C5-C6-O6	7.76	133.26	128.60
36	A5	3185	U	C2-N3-C4	-7.76	122.34	127.00
36	A5	2899	C	N3-C4-N4	-7.76	112.57	118.00
36	A1	2632	G	N3-C2-N2	7.76	125.33	119.90
36	A1	519	A	N1-C6-N6	7.75	123.25	118.60
36	A5	859	G	C8-N9-C4	-7.75	103.30	106.40
36	A5	990	U	N1-C2-O2	7.75	128.23	122.80
36	A5	3377	G	N3-C4-N9	7.75	130.65	126.00

Continued on next page...

Continued from previous page...

Mol	Chain	Res	Type	Atoms	Z	Observed(°)	Ideal(°)
36	A1	1143	A	C5-N7-C8	-7.75	100.02	103.90
36	A5	2393	G	N1-C6-O6	7.75	124.55	119.90
36	A1	664	U	C2-N3-C4	-7.75	122.35	127.00
38	A4	85	G	C8-N9-C4	-7.75	103.30	106.40
36	A1	2827	U	C2-N3-C4	-7.75	122.35	127.00
80	A6	1620	C	C6-N1-C2	-7.75	117.20	120.30
36	A1	1126	G	N7-C8-N9	-7.74	109.23	113.10
36	A1	2719	U	C2-N1-C1'	-7.74	108.41	117.70
36	A5	2202	C	N3-C4-N4	7.74	123.42	118.00
80	A6	769	A	C8-N9-C4	-7.74	102.70	105.80
36	A5	1370	G	N1-C6-O6	-7.74	115.25	119.90
36	A1	2306	C	N3-C2-O2	-7.74	116.48	121.90
64	Ba	42	ARG	NE-CZ-NH2	-7.74	116.43	120.30
1	A2	142	G	N3-C4-N9	-7.74	121.36	126.00
36	A5	904	A	N1-C6-N6	-7.74	113.96	118.60
36	A5	2278	C	C6-N1-C1'	7.74	130.08	120.80
80	A6	36	C	C5-C4-N4	-7.74	114.78	120.20
80	A6	1568	C	C6-N1-C2	-7.74	117.21	120.30
1	A2	704	C	N1-C2-O2	7.73	123.54	118.90
36	A1	2653	C	N3-C2-O2	-7.73	116.49	121.90
80	A6	1634	C	C6-N1-C1'	-7.73	111.52	120.80
36	A5	2960	C	N3-C4-C5	7.73	124.99	121.90
36	A1	1492	G	C4-N9-C1'	7.73	136.55	126.50
47	DI	167	LEU	CA-CB-CG	7.73	133.08	115.30
1	A2	1486	G	C8-N9-C4	-7.73	103.31	106.40
36	A5	974	G	N3-C4-C5	-7.73	124.74	128.60
36	A1	1841	A	C2-N3-C4	7.73	114.46	110.60
36	A1	891	G	N1-C6-O6	-7.72	115.27	119.90
36	A1	3112	G	C5-C6-O6	-7.72	123.97	128.60
36	A5	3308	C	N1-C2-N3	7.72	124.60	119.20
80	A6	1549	C	N3-C4-C5	-7.72	118.81	121.90
36	A1	386	A	N1-C6-N6	7.71	123.23	118.60
36	A1	1448	U	C2-N3-C4	-7.71	122.37	127.00
36	A5	1833	G	N1-C6-O6	-7.71	115.27	119.90
36	A5	546	C	C6-N1-C1'	-7.71	111.55	120.80
36	A1	664	U	C4-C5-C6	7.71	124.32	119.70
36	A1	3208	G	C8-N9-C1'	7.71	137.02	127.00
36	A1	2249	G	C3'-C2'-C1'	-7.70	95.34	101.50
36	A5	1889	G	N1-C6-O6	-7.70	115.28	119.90
36	A5	2757	U	C2-N3-C4	-7.70	122.38	127.00
1	A2	1455	G	C4-C5-N7	-7.70	107.72	110.80
36	A1	1117	G	N7-C8-N9	-7.70	109.25	113.10

Continued on next page...

Continued from previous page...

Mol	Chain	Res	Type	Atoms	Z	Observed(°)	Ideal(°)
36	A1	363	G	N1-C2-N3	7.70	128.52	123.90
36	A5	376	G	C5-C6-N1	7.70	115.35	111.50
36	A5	2315	G	C8-N9-C4	7.70	109.48	106.40
36	A5	2584	G	C4-N9-C1'	7.70	136.50	126.50
80	A6	1473	U	N3-C2-O2	-7.69	116.81	122.20
36	A5	753	C	C2-N3-C4	-7.69	116.05	119.90
36	A1	2339	C	N1-C2-O2	-7.69	114.29	118.90
36	A1	1143	A	N1-C6-N6	7.69	123.21	118.60
36	A1	218	G	C2-N3-C4	7.68	115.74	111.90
36	A1	2376	G	C5-C6-N1	7.68	115.34	111.50
68	De	45	ARG	NE-CZ-NH2	-7.68	116.46	120.30
36	A1	384	A	C8-N9-C4	7.68	108.87	105.80
70	Bg	51	LEU	CA-CB-CG	7.68	132.96	115.30
1	A2	334	G	C2-N3-C4	-7.68	108.06	111.90
36	A1	1156	C	N3-C4-N4	-7.68	112.63	118.00
36	A1	1846	C	C5-C6-N1	-7.68	117.16	121.00
36	A1	2811	A	N1-C6-N6	-7.68	113.99	118.60
49	DL	21	ARG	NE-CZ-NH1	-7.68	116.46	120.30
36	A1	2777	G	N1-C2-N3	-7.67	119.30	123.90
36	A5	2346	C	C2-N3-C4	-7.67	116.06	119.90
36	A5	3065	G	N1-C6-O6	-7.67	115.30	119.90
36	A5	1604	G	C4-N9-C1'	7.67	136.47	126.50
38	A8	11	C	N3-C2-O2	-7.67	116.53	121.90
37	A3	96	U	C5-C6-N1	-7.67	118.86	122.70
38	A4	35	C	C6-N1-C2	-7.67	117.23	120.30
36	A5	630	A	C2-N3-C4	-7.67	106.76	110.60
36	A5	519	A	N1-C6-N6	7.67	123.20	118.60
36	A5	2703	A	C8-N9-C4	-7.67	102.73	105.80
36	A5	2887	A	C5-C6-N1	-7.67	113.87	117.70
36	A1	1507	G	C6-N1-C2	-7.67	120.50	125.10
37	A7	39	C	C6-N1-C2	-7.67	117.23	120.30
36	A1	24	G	C8-N9-C4	7.66	109.47	106.40
36	A1	874	U	C4-C5-C6	-7.66	115.10	119.70
36	A1	1305	U	N3-C2-O2	-7.66	116.83	122.20
80	A6	46	A	C2-N3-C4	-7.66	106.77	110.60
36	A1	583	G	N1-C6-O6	-7.66	115.30	119.90
80	A6	1644	C	C5-C6-N1	-7.66	117.17	121.00
36	A1	1386	A	C6-N1-C2	-7.66	114.00	118.60
36	A1	1489	A	C2-N3-C4	-7.66	106.77	110.60
36	A5	594	U	C6-N1-C2	-7.66	116.40	121.00
1	A2	1305	U	C5-C4-O4	7.66	130.49	125.90
36	A1	643	U	N3-C2-O2	7.66	127.56	122.20

Continued on next page...

Continued from previous page...

Mol	Chain	Res	Type	Atoms	Z	Observed(°)	Ideal(°)
36	A5	2643	A	C2-N3-C4	7.66	114.43	110.60
36	A1	970	A	C8-N9-C4	-7.65	102.74	105.80
36	A1	1124	U	N3-C4-C5	7.65	119.19	114.60
36	A5	3245	A	C5-C6-N1	-7.65	113.87	117.70
37	A7	11	A	C8-N9-C4	7.65	108.86	105.80
36	A5	2634	U	C6-N1-C2	7.65	125.59	121.00
36	A5	3330	A	C5-C6-N1	7.65	121.52	117.70
1	A2	553	G	C4-C5-C6	7.65	123.39	118.80
36	A5	1124	U	N1-C2-N3	-7.65	110.31	114.90
36	A5	1381	A	C8-N9-C4	7.65	108.86	105.80
36	A1	1130	A	C8-N9-C4	-7.64	102.74	105.80
36	A1	832	G	N1-C6-O6	-7.64	115.31	119.90
36	A1	2776	C	N3-C4-C5	7.64	124.96	121.90
36	A1	39	A	C5-N7-C8	7.64	107.72	103.90
36	A1	3382	U	N3-C2-O2	-7.64	116.85	122.20
36	A1	810	A	N1-C6-N6	-7.64	114.02	118.60
36	A1	2541	U	C2-N1-C1'	7.64	126.86	117.70
36	A5	2237	C	N3-C4-N4	-7.64	112.65	118.00
36	A5	1402	C	C5-C6-N1	-7.63	117.18	121.00
36	A5	2611	U	C5-C6-N1	-7.63	118.88	122.70
36	A1	3318	G	N3-C4-C5	-7.63	124.78	128.60
36	A1	1335	C	N3-C4-C5	7.63	124.95	121.90
80	A6	1305	U	N1-C2-O2	-7.63	117.46	122.80
36	A5	2234	G	C8-N9-C4	7.63	109.45	106.40
36	A1	30	G	C8-N9-C4	-7.63	103.35	106.40
36	A1	1420	C	N3-C2-O2	-7.63	116.56	121.90
36	A1	2389	C	C2-N3-C4	-7.62	116.09	119.90
36	A1	678	G	N3-C2-N2	-7.62	114.56	119.90
36	A1	1110	U	N3-C4-C5	7.62	119.17	114.60
36	A1	2343	C	C2-N3-C4	-7.62	116.09	119.90
12	CK	97	PRO	N-CA-CB	7.62	112.45	103.30
36	A5	665	A	N1-C6-N6	7.62	123.17	118.60
36	A1	963	G	N9-C4-C5	-7.62	102.35	105.40
36	A1	1543	G	C2-N3-C4	7.62	115.71	111.90
1	A2	704	C	C2-N1-C1'	7.62	127.18	118.80
36	A1	417	A	N1-C6-N6	7.62	123.17	118.60
36	A5	3055	U	N3-C2-O2	-7.62	116.87	122.20
80	A6	1280	C	N1-C2-O2	-7.62	114.33	118.90
36	A1	2415	C	C6-N1-C2	7.61	123.34	120.30
36	A5	121	A	C8-N9-C4	7.61	108.85	105.80
36	A1	847	A	C5-C6-N6	-7.61	117.61	123.70
36	A5	877	C	C4-C5-C6	-7.61	113.59	117.40

Continued on next page...

Continued from previous page...

Mol	Chain	Res	Type	Atoms	Z	Observed(°)	Ideal(°)
36	A5	2433	U	C6-N1-C2	7.61	125.57	121.00
38	A8	144	G	N1-C6-O6	7.61	124.47	119.90
36	A1	2281	A	N9-C4-C5	-7.61	102.76	105.80
36	A5	1890	U	C4-C5-C6	7.61	124.27	119.70
36	A1	3159	C	N3-C2-O2	-7.61	116.58	121.90
36	A5	1163	A	N1-C6-N6	-7.61	114.04	118.60
36	A1	545	U	N1-C2-O2	7.61	128.12	122.80
36	A1	890	C	N3-C4-C5	7.60	124.94	121.90
36	A1	1313	G	C5-C6-O6	-7.60	124.04	128.60
80	A6	418	G	C4-N9-C1'	7.60	136.38	126.50
36	A5	1370	G	C5-C6-N1	7.60	115.30	111.50
36	A5	3088	G	C4-C5-N7	7.60	113.84	110.80
36	A1	2857	C	C5-C4-N4	-7.60	114.88	120.20
80	A6	1310	U	N3-C2-O2	-7.60	116.88	122.20
37	A7	67	G	N3-C2-N2	-7.60	114.58	119.90
36	A1	54	C	C5-C4-N4	7.59	125.52	120.20
80	A6	359	A	N1-C2-N3	-7.59	125.50	129.30
36	A5	1342	C	C2-N3-C4	-7.59	116.10	119.90
36	A1	1392	G	C2-N3-C4	7.59	115.69	111.90
80	A6	1572	G	C4-C5-N7	7.59	113.84	110.80
36	A1	1478	C	C5-C6-N1	-7.59	117.20	121.00
36	A5	2698	G	C8-N9-C4	7.59	109.44	106.40
38	A8	6	U	C2-N3-C4	-7.59	122.45	127.00
36	A1	1115	G	N1-C2-N2	-7.59	109.37	116.20
36	A5	419	G	C5-C6-O6	-7.59	124.05	128.60
36	A5	2289	U	N1-C2-O2	7.59	128.11	122.80
36	A5	2372	A	N9-C4-C5	7.59	108.83	105.80
36	A5	3006	A	C5-C6-N1	-7.59	113.91	117.70
36	A5	2138	A	C8-N9-C4	-7.59	102.77	105.80
36	A5	2693	C	N3-C4-C5	7.59	124.94	121.90
36	A1	218	G	N3-C4-C5	-7.58	124.81	128.60
36	A1	2278	C	C6-N1-C1'	7.58	129.90	120.80
80	A6	565	C	N1-C2-O2	7.58	123.45	118.90
36	A1	61	A	C8-N9-C4	7.58	108.83	105.80
36	A5	1014	U	C2-N1-C1'	7.58	126.79	117.70
36	A5	1390	A	N1-C6-N6	-7.58	114.05	118.60
36	A1	835	G	C8-N9-C4	7.58	109.43	106.40
36	A1	339	C	N3-C4-N4	-7.58	112.70	118.00
36	A1	2187	G	C4-C5-N7	7.57	113.83	110.80
36	A5	2271	A	C8-N9-C4	7.57	108.83	105.80
36	A1	83	U	C5-C4-O4	-7.57	121.36	125.90
36	A1	1467	A	N9-C4-C5	7.57	108.83	105.80

Continued on next page...

Continued from previous page...

Mol	Chain	Res	Type	Atoms	Z	Observed(°)	Ideal(°)
36	A1	2179	C	C5-C4-N4	-7.57	114.90	120.20
36	A1	2897	A	C8-N9-C4	7.57	108.83	105.80
36	A5	1305	U	C5-C4-O4	-7.57	121.36	125.90
80	A6	1016	C	N3-C4-C5	7.57	124.93	121.90
36	A1	2948	C	N3-C4-C5	7.56	124.92	121.90
36	A5	929	A	C8-N9-C4	7.56	108.83	105.80
36	A5	1163	A	C5-N7-C8	7.56	107.68	103.90
36	A5	3154	C	N1-C2-O2	7.56	123.44	118.90
36	A5	3172	A	N7-C8-N9	-7.56	110.02	113.80
36	A1	1055	A	C8-N9-C4	7.56	108.82	105.80
36	A1	106	A	N9-C4-C5	-7.56	102.78	105.80
80	A6	308	C	N3-C4-N4	-7.56	112.71	118.00
36	A5	81	C	N3-C4-C5	7.56	124.92	121.90
36	A5	2849	C	N3-C4-C5	-7.56	118.88	121.90
37	A7	49	G	C5-C6-O6	-7.56	124.06	128.60
36	A1	15	C	C6-N1-C2	-7.56	117.28	120.30
36	A1	54	C	C2-N1-C1'	-7.56	110.49	118.80
36	A5	1396	C	N3-C4-C5	7.55	124.92	121.90
36	A1	2409	G	C8-N9-C4	-7.55	103.38	106.40
36	A5	641	C	N3-C4-N4	-7.55	112.71	118.00
36	A1	2246	G	N9-C4-C5	7.55	108.42	105.40
36	A5	289	A	C6-N1-C2	-7.55	114.07	118.60
36	A5	1848	G	C4-C5-N7	7.55	113.82	110.80
36	A1	2777	G	C8-N9-C1'	-7.55	117.19	127.00
36	A5	633	C	N1-C2-O2	-7.55	114.37	118.90
36	A5	3096	C	C5-C6-N1	-7.55	117.23	121.00
1	A2	1291	G	C2-N3-C4	-7.54	108.13	111.90
36	A1	2846	U	C6-N1-C2	-7.54	116.47	121.00
36	A5	1130	A	C5-C6-N1	7.54	121.47	117.70
36	A5	3378	C	N3-C4-C5	7.54	124.92	121.90
36	A5	324	A	C8-N9-C4	-7.54	102.78	105.80
36	A5	1176	C	C2-N3-C4	-7.54	116.13	119.90
36	A5	2838	A	N1-C6-N6	7.54	123.13	118.60
36	A1	2714	G	C4-C5-N7	7.54	113.82	110.80
36	A5	851	C	C5-C6-N1	7.54	124.77	121.00
36	A5	2234	G	C4-C5-N7	7.54	113.82	110.80
36	A1	1403	C	C5-C4-N4	-7.54	114.92	120.20
36	A5	928	C	C4-C5-C6	7.54	121.17	117.40
36	A1	88	A	C8-N9-C4	7.54	108.82	105.80
80	A6	308	C	C6-N1-C1'	7.54	129.85	120.80
1	A2	647	G	N9-C4-C5	7.54	108.42	105.40
36	A1	3218	A	C8-N9-C4	-7.54	102.78	105.80

Continued on next page...

Continued from previous page...

Mol	Chain	Res	Type	Atoms	Z	Observed(°)	Ideal(°)
80	A6	163	G	C5-C6-O6	-7.54	124.08	128.60
36	A5	400	G	C5-C6-O6	-7.54	124.08	128.60
59	DV	45	ARG	NE-CZ-NH1	-7.54	116.53	120.30
36	A1	270	U	N3-C2-O2	-7.54	116.93	122.20
36	A1	1476	G	C5-C6-O6	7.54	133.12	128.60
36	A5	1216	C	N1-C2-O2	-7.54	114.38	118.90
36	A1	582	G	N9-C4-C5	7.53	108.41	105.40
36	A5	42	C	C4-C5-C6	-7.53	113.63	117.40
38	A8	144	G	N3-C2-N2	-7.53	114.63	119.90
36	A5	2625	C	C2-N3-C4	-7.53	116.13	119.90
80	A6	65	A	N3-C4-C5	7.53	132.07	126.80
36	A5	1910	A	C8-N9-C4	7.53	108.81	105.80
1	A2	1280	C	C6-N1-C2	-7.53	117.29	120.30
36	A5	2381	G	N9-C4-C5	7.53	108.41	105.40
80	A6	555	A	C8-N9-C4	-7.53	102.79	105.80
38	A8	2	A	N9-C4-C5	7.53	108.81	105.80
36	A1	1467	A	N1-C6-N6	-7.53	114.08	118.60
36	A1	1494	U	C6-N1-C2	7.53	125.52	121.00
1	A2	1758	U	N3-C2-O2	-7.52	116.94	122.20
36	A1	1157	G	N1-C6-O6	-7.52	115.39	119.90
1	A2	323	A	C8-N9-C4	-7.52	102.79	105.80
1	A2	871	G	N3-C4-C5	-7.52	124.84	128.60
36	A1	2142	A	C5-C6-N1	7.52	121.46	117.70
36	A1	2932	U	C5-C4-O4	7.52	130.41	125.90
36	A5	1515	A	C2-N3-C4	-7.52	106.84	110.60
36	A5	2342	U	N3-C4-O4	-7.52	114.14	119.40
36	A5	2524	A	N7-C8-N9	7.52	117.56	113.80
36	A1	1308	A	C5-N7-C8	-7.52	100.14	103.90
36	A1	2826	U	C5-C4-O4	-7.52	121.39	125.90
80	A6	1280	C	N3-C4-N4	7.52	123.26	118.00
36	A1	1142	G	C2-N3-C4	7.52	115.66	111.90
80	A6	542	A	C6-C5-N7	-7.52	127.04	132.30
36	A5	1057	A	C5-C6-N6	-7.51	117.69	123.70
36	A1	2152	A	N1-C6-N6	-7.51	114.09	118.60
36	A1	662	U	N3-C4-O4	-7.51	114.14	119.40
36	A1	2756	C	N1-C2-O2	-7.51	114.39	118.90
36	A1	3058	U	C2-N1-C1'	7.51	126.71	117.70
80	A6	768	C	C6-N1-C2	7.51	123.30	120.30
36	A5	3140	G	C4-C5-N7	7.51	113.80	110.80
1	A2	758	U	N3-C2-O2	-7.51	116.94	122.20
36	A1	2856	G	C8-N9-C4	7.51	109.40	106.40
36	A1	2369	G	C2-N3-C4	7.51	115.65	111.90

Continued on next page...

Continued from previous page...

Mol	Chain	Res	Type	Atoms	Z	Observed(°)	Ideal(°)
36	A1	2948	C	N3-C4-N4	-7.51	112.75	118.00
36	A1	880	G	C5-C6-N1	7.50	115.25	111.50
38	A8	12	A	C5-N7-C8	-7.50	100.15	103.90
1	A2	978	A	C8-N9-C4	7.50	108.80	105.80
36	A5	2791	G	C5-C6-O6	-7.50	124.10	128.60
36	A5	426	G	C8-N9-C4	7.50	109.40	106.40
36	A5	971	G	C2-N3-C4	7.50	115.65	111.90
36	A5	2726	C	N3-C4-N4	-7.50	112.75	118.00
36	A1	228	U	N3-C2-O2	-7.50	116.95	122.20
38	A4	20	U	C5-C4-O4	7.50	130.40	125.90
80	A6	603	U	N1-C2-N3	7.50	119.40	114.90
36	A5	622	A	N1-C6-N6	7.50	123.10	118.60
36	A5	971	G	N7-C8-N9	-7.50	109.35	113.10
36	A5	2718	U	N1-C2-N3	7.50	119.40	114.90
36	A1	1052	U	N3-C4-C5	7.50	119.10	114.60
36	A5	971	G	C5-N7-C8	7.50	108.05	104.30
36	A5	1516	C	N1-C2-O2	-7.50	114.40	118.90
36	A1	88	A	N9-C4-C5	-7.50	102.80	105.80
80	A6	1478	G	C4-N9-C1'	7.50	136.24	126.50
36	A5	1389	G	N3-C2-N2	7.49	125.14	119.90
36	A5	1887	A	N1-C6-N6	7.49	123.09	118.60
36	A5	2630	C	C2-N3-C4	-7.49	116.16	119.90
1	A2	594	A	C2-N3-C4	7.49	114.34	110.60
38	A8	14	C	C4-C5-C6	7.49	121.14	117.40
36	A1	678	G	N1-C2-N2	7.49	122.94	116.20
36	A1	2653	C	C5-C4-N4	7.49	125.44	120.20
80	A6	144	U	C6-N1-C2	-7.49	116.51	121.00
36	A5	924	G	N1-C2-N2	7.49	122.94	116.20
36	A5	1407	A	C6-N1-C2	7.49	123.09	118.60
36	A5	3138	U	C2-N3-C4	-7.49	122.51	127.00
36	A5	3308	C	N1-C2-O2	-7.49	114.41	118.90
1	A2	1291	G	C5-N7-C8	-7.48	100.56	104.30
36	A1	1370	G	C5-C6-O6	7.48	133.09	128.60
36	A5	1459	C	N3-C4-C5	7.48	124.89	121.90
36	A5	3007	U	C2-N3-C4	-7.48	122.51	127.00
80	A6	308	C	N1-C2-N3	7.48	124.44	119.20
36	A5	150	A	N1-C6-N6	7.48	123.09	118.60
1	A2	507	U	C2-N1-C1'	7.48	126.67	117.70
36	A1	730	C	C2-N3-C4	-7.48	116.16	119.90
36	A1	2093	A	C2-N3-C4	7.48	114.34	110.60
36	A1	1592	G	N3-C4-N9	7.48	130.49	126.00
36	A1	1848	G	N1-C6-O6	7.47	124.38	119.90

Continued on next page...

Continued from previous page...

Mol	Chain	Res	Type	Atoms	Z	Observed(°)	Ideal(°)
36	A5	307	A	N1-C6-N6	-7.47	114.12	118.60
36	A1	1503	A	C2-N3-C4	-7.47	106.86	110.60
80	A6	308	C	C4-C5-C6	7.47	121.14	117.40
36	A1	686	G	C4-C5-N7	-7.47	107.81	110.80
36	A1	2276	G	C2-N3-C4	7.47	115.63	111.90
36	A1	3279	A	C8-N9-C4	-7.47	102.81	105.80
36	A1	3312	U	C2-N3-C4	-7.47	122.52	127.00
36	A5	2366	C	C5-C4-N4	-7.47	114.97	120.20
36	A5	74	G	N1-C6-O6	-7.47	115.42	119.90
36	A5	2341	A	N7-C8-N9	-7.47	110.07	113.80
36	A1	426	G	C8-N9-C4	7.46	109.39	106.40
36	A1	2969	A	C8-N9-C4	-7.46	102.81	105.80
36	A5	1879	A	N7-C8-N9	7.46	117.53	113.80
36	A5	3025	C	N3-C4-N4	-7.46	112.78	118.00
36	A1	2323	G	C5-C6-O6	7.46	133.08	128.60
1	A2	1761	U	C6-N1-C2	-7.46	116.52	121.00
36	A1	93	C	C6-N1-C2	-7.46	117.31	120.30
36	A1	1279	C	C5-C6-N1	7.46	124.73	121.00
80	A6	453	U	N1-C2-O2	7.46	128.02	122.80
36	A1	2376	G	N7-C8-N9	7.46	116.83	113.10
36	A5	931	C	N3-C4-C5	7.46	124.88	121.90
36	A5	1205	A	C8-N9-C4	-7.46	102.82	105.80
36	A5	3192	U	C5-C6-N1	-7.46	118.97	122.70
37	A7	41	G	C8-N9-C4	7.46	109.38	106.40
36	A1	3209	A	N9-C4-C5	-7.46	102.82	105.80
36	A1	686	G	N9-C4-C5	7.45	108.38	105.40
36	A1	1351	U	N3-C2-O2	-7.45	116.98	122.20
80	A6	901	G	C4-C5-N7	7.45	113.78	110.80
36	A5	3167	A	C8-N9-C4	-7.45	102.82	105.80
38	A8	2	A	N1-C6-N6	-7.45	114.13	118.60
36	A1	963	G	C8-N9-C4	7.45	109.38	106.40
36	A1	80	G	N1-C2-N3	7.45	128.37	123.90
80	A6	610	G	C8-N9-C1'	-7.45	117.32	127.00
36	A5	1586	G	N3-C4-N9	7.45	130.47	126.00
36	A5	2621	G	N3-C2-N2	-7.45	114.69	119.90
1	A2	608	U	C2-N3-C4	-7.45	122.53	127.00
36	A1	2647	A	N9-C4-C5	7.45	108.78	105.80
36	A5	1124	U	C5-C6-N1	7.45	126.42	122.70
36	A5	1317	A	C2-N3-C4	7.45	114.32	110.60
36	A5	3381	U	N3-C4-O4	-7.45	114.19	119.40
80	A6	359	A	C6-N1-C2	7.44	123.07	118.60
36	A5	645	A	C5-C6-N6	-7.44	117.75	123.70

Continued on next page...

Continued from previous page...

Mol	Chain	Res	Type	Atoms	Z	Observed(°)	Ideal(°)
36	A5	2395	G	N7-C8-N9	-7.44	109.38	113.10
1	A2	1432	U	C5-C6-N1	-7.44	118.98	122.70
36	A1	1351	U	N1-C2-O2	7.44	128.01	122.80
36	A1	1145	G	N7-C8-N9	-7.44	109.38	113.10
36	A5	2743	A	C8-N9-C4	7.44	108.78	105.80
36	A5	1014	U	C5-C4-O4	-7.44	121.44	125.90
36	A5	436	A	N1-C6-N6	7.44	123.06	118.60
36	A5	2311	G	C8-N9-C4	7.44	109.37	106.40
1	A2	1075	C	N1-C2-O2	-7.43	114.44	118.90
36	A1	46	U	N3-C4-O4	-7.43	114.20	119.40
36	A1	1396	C	N3-C4-C5	7.43	124.87	121.90
36	A5	2179	C	C6-N1-C2	7.43	123.27	120.30
36	A5	3081	C	N3-C4-C5	7.43	124.87	121.90
36	A1	576	C	C2-N3-C4	-7.43	116.18	119.90
36	A1	646	A	N1-C2-N3	7.43	133.02	129.30
36	A5	1144	U	N1-C2-N3	7.43	119.36	114.90
36	A5	1372	C	N1-C2-O2	-7.43	114.44	118.90
36	A1	1130	A	C2-N3-C4	7.43	114.31	110.60
36	A5	2908	G	C8-N9-C4	-7.43	103.43	106.40
36	A5	2991	A	N1-C6-N6	-7.43	114.14	118.60
36	A1	2600	C	N1-C2-O2	7.42	123.35	118.90
36	A5	1506	A	C8-N9-C4	-7.42	102.83	105.80
36	A1	857	G	N3-C2-N2	7.42	125.09	119.90
36	A1	1145	G	C8-N9-C4	7.42	109.37	106.40
36	A5	2245	C	C5-C6-N1	7.42	124.71	121.00
1	A2	1012	U	C2-N3-C4	7.42	131.45	127.00
80	A6	1423	U	C5-C6-N1	-7.42	118.99	122.70
36	A5	2996	U	N1-C2-O2	7.42	127.99	122.80
80	A6	392	G	N1-C6-O6	-7.42	115.45	119.90
36	A5	1327	C	N3-C4-C5	7.42	124.87	121.90
36	A5	1340	G	C8-N9-C4	7.42	109.37	106.40
36	A5	2308	C	N3-C2-O2	7.41	127.09	121.90
18	AQ	40	GLU	C-N-CD	-7.41	104.29	120.60
36	A1	2985	C	N1-C2-O2	-7.41	114.45	118.90
36	A5	2350	C	C4-C5-C6	7.41	121.11	117.40
1	A2	831	U	C5-C6-N1	7.41	126.41	122.70
36	A1	1100	U	C2-N3-C4	-7.41	122.55	127.00
36	A1	2631	U	C2-N3-C4	-7.41	122.55	127.00
36	A1	1476	G	N1-C6-O6	-7.41	115.45	119.90
80	A6	60	U	N1-C2-O2	7.41	127.99	122.80
80	A6	807	A	C8-N9-C4	-7.41	102.84	105.80
36	A5	2572	C	N3-C2-O2	-7.41	116.71	121.90

Continued on next page...

Continued from previous page...

Mol	Chain	Res	Type	Atoms	Z	Observed(°)	Ideal(°)
36	A1	3207	U	N1-C2-N3	7.41	119.34	114.90
36	A5	1085	A	C2-N3-C4	-7.41	106.90	110.60
36	A5	1484	U	C2-N3-C4	-7.41	122.56	127.00
36	A5	3151	U	N1-C2-N3	-7.41	110.46	114.90
37	A7	96	U	N3-C2-O2	-7.41	117.02	122.20
1	A2	1762	A	N1-C6-N6	7.40	123.04	118.60
36	A5	2851	A	N1-C2-N3	7.40	133.00	129.30
36	A1	988	U	C5-C6-N1	-7.40	119.00	122.70
36	A1	2139	A	C5-N7-C8	7.40	107.60	103.90
36	A5	2943	G	N3-C2-N2	7.40	125.08	119.90
36	A1	942	U	N3-C4-C5	7.40	119.04	114.60
36	A1	1180	A	C2-N3-C4	-7.40	106.90	110.60
80	A6	609	U	C2-N3-C4	-7.40	122.56	127.00
80	A6	1644	C	N3-C4-C5	7.40	124.86	121.90
36	A5	280	U	C5-C6-N1	-7.40	119.00	122.70
36	A5	2717	U	C5-C6-N1	-7.40	119.00	122.70
38	A8	144	G	C5-C6-O6	-7.40	124.16	128.60
80	A6	1643	U	C5-C6-N1	-7.40	119.00	122.70
36	A1	3208	G	N9-C4-C5	7.40	108.36	105.40
36	A5	1117	G	C5-C6-N1	7.40	115.20	111.50
36	A5	3102	G	N1-C2-N2	-7.40	109.54	116.20
38	A8	2	A	C5-C6-N6	7.40	129.62	123.70
36	A1	1165	A	C8-N9-C4	7.39	108.76	105.80
36	A5	1192	C	C4-C5-C6	7.39	121.10	117.40
38	A8	99	C	C6-N1-C2	7.39	123.26	120.30
36	A1	1911	A	C6-C5-N7	-7.39	127.12	132.30
80	A6	622	A	N9-C4-C5	7.39	108.76	105.80
36	A5	1604	G	N3-C4-N9	7.39	130.44	126.00
36	A5	2370	G	C6-N1-C2	-7.39	120.67	125.10
36	A1	909	G	N7-C8-N9	-7.39	109.41	113.10
36	A1	994	G	N1-C6-O6	-7.39	115.47	119.90
36	A1	3373	U	C5-C6-N1	-7.39	119.00	122.70
80	A6	1304	G	C5-C6-O6	-7.39	124.17	128.60
36	A5	2245	C	N3-C2-O2	-7.39	116.73	121.90
80	A6	815	G	C4-C5-N7	7.39	113.75	110.80
36	A1	374	A	N1-C6-N6	-7.39	114.17	118.60
36	A1	124	U	N3-C2-O2	-7.38	117.03	122.20
36	A1	966	U	N1-C2-O2	7.38	127.97	122.80
36	A1	1118	C	C4-C5-C6	7.38	121.09	117.40
36	A5	2142	A	C2-N3-C4	7.38	114.29	110.60
36	A5	2639	G	C5-C6-O6	-7.38	124.17	128.60
1	A2	355	G	C5-C6-N1	7.38	115.19	111.50

Continued on next page...

Continued from previous page...

Mol	Chain	Res	Type	Atoms	Z	Observed(°)	Ideal(°)
1	A2	583	C	C6-N1-C2	-7.38	117.35	120.30
36	A1	333	G	C5-C6-O6	7.38	133.03	128.60
36	A1	1082	U	C2-N1-C1'	7.38	126.55	117.70
36	A5	1437	C	C5-C6-N1	7.38	124.69	121.00
38	A4	39	G	N1-C2-N2	-7.38	109.56	116.20
36	A5	957	C	C2-N3-C4	-7.38	116.21	119.90
36	A1	1464	G	C8-N9-C4	7.38	109.35	106.40
1	A2	1389	C	N1-C2-O2	7.37	123.32	118.90
36	A1	1634	G	C8-N9-C4	-7.37	103.45	106.40
36	A1	2756	C	C5-C4-N4	-7.37	115.04	120.20
36	A1	2867	C	N3-C4-C5	7.37	124.85	121.90
80	A6	1269	U	N3-C2-O2	-7.37	117.04	122.20
80	A6	1503	A	N7-C8-N9	7.37	117.49	113.80
36	A5	2531	C	N1-C2-O2	7.37	123.32	118.90
36	A5	2621	G	C5-C6-N1	-7.37	107.81	111.50
36	A1	98	G	C8-N9-C4	7.37	109.35	106.40
36	A1	666	A	N7-C8-N9	-7.37	110.11	113.80
36	A1	768	C	C6-N1-C2	-7.37	117.35	120.30
36	A1	1359	C	C5-C4-N4	-7.37	115.04	120.20
36	A1	2891	U	C5-C4-O4	-7.37	121.48	125.90
36	A5	65	A	C8-N9-C4	-7.37	102.85	105.80
36	A1	210	U	N3-C2-O2	-7.37	117.04	122.20
36	A5	2541	U	C2-N1-C1'	7.37	126.54	117.70
36	A5	2810	C	N3-C2-O2	-7.37	116.74	121.90
56	DS	40	ARG	NE-CZ-NH1	7.37	123.98	120.30
36	A1	3047	U	C2-N3-C4	-7.37	122.58	127.00
37	A3	53	U	N1-C2-O2	-7.37	117.64	122.80
36	A5	3369	G	C5-C6-O6	-7.37	124.18	128.60
36	A1	327	A	C8-N9-C4	7.37	108.75	105.80
36	A1	952	A	N1-C6-N6	7.37	123.02	118.60
36	A1	2242	A	C2-N3-C4	-7.37	106.92	110.60
36	A1	2958	A	N1-C6-N6	-7.37	114.18	118.60
38	A4	38	U	N3-C2-O2	-7.37	117.04	122.20
36	A5	1855	U	C2-N3-C4	-7.37	122.58	127.00
36	A1	2772	C	C3'-C2'-C1'	-7.36	95.61	101.50
36	A5	795	G	N7-C8-N9	-7.36	109.42	113.10
36	A5	2307	G	N3-C4-N9	7.36	130.42	126.00
36	A5	2385	G	C4-N9-C1'	-7.36	116.93	126.50
36	A1	644	G	C2-N3-C4	-7.36	108.22	111.90
36	A1	776	U	C5-C4-O4	7.36	130.32	125.90
36	A1	816	A	N1-C2-N3	-7.36	125.62	129.30
36	A5	98	G	C5-C6-N1	7.36	115.18	111.50

Continued on next page...

Continued from previous page...

Mol	Chain	Res	Type	Atoms	Z	Observed(°)	Ideal(°)
36	A5	2743	A	N7-C8-N9	-7.36	110.12	113.80
36	A1	1422	G	N1-C6-O6	-7.36	115.48	119.90
36	A1	3190	C	N3-C4-C5	7.36	124.84	121.90
36	A1	416	A	N1-C6-N6	-7.36	114.19	118.60
36	A1	643	U	C4-C5-C6	-7.36	115.29	119.70
36	A1	1492	G	C5-C6-O6	7.36	133.01	128.60
80	A6	815	G	N1-C6-O6	7.36	124.31	119.90
36	A1	650	C	C5-C6-N1	-7.35	117.32	121.00
1	A2	1241	G	N7-C8-N9	7.35	116.78	113.10
36	A1	1510	G	N3-C4-N9	7.35	130.41	126.00
36	A1	3217	C	C6-N1-C1'	-7.35	111.98	120.80
36	A5	2802	A	C2-N3-C4	7.35	114.28	110.60
1	A2	142	G	N3-C4-C5	7.35	132.28	128.60
36	A1	689	U	N1-C2-O2	7.35	127.95	122.80
36	A1	1081	U	C5-C6-N1	7.35	126.38	122.70
36	A1	1480	G	N7-C8-N9	-7.35	109.42	113.10
36	A5	2954	U	C6-N1-C1'	-7.35	110.91	121.20
36	A1	899	U	N3-C4-O4	-7.35	114.26	119.40
36	A1	2395	G	C5-C6-N1	7.35	115.17	111.50
36	A1	1378	U	C2-N3-C4	-7.35	122.59	127.00
36	A1	2123	G	N7-C8-N9	-7.35	109.43	113.10
36	A1	1137	C	C5-C4-N4	-7.34	115.06	120.20
36	A1	3294	A	C8-N9-C4	-7.34	102.86	105.80
38	A4	125	U	C2-N1-C1'	7.34	126.51	117.70
36	A5	3290	G	C8-N9-C4	-7.34	103.46	106.40
36	A1	517	G	N3-C4-C5	-7.34	124.93	128.60
36	A1	821	U	C5-C6-N1	-7.34	119.03	122.70
36	A1	1041	U	C5-C6-N1	-7.34	119.03	122.70
36	A1	716	A	N9-C4-C5	-7.34	102.86	105.80
36	A1	1665	C	N3-C4-C5	7.34	124.84	121.90
36	A1	1848	G	C6-C5-N7	-7.34	126.00	130.40
36	A1	2124	G	N1-C6-O6	7.34	124.30	119.90
36	A5	2288	G	N3-C4-N9	7.34	130.41	126.00
1	A2	377	G	N3-C2-N2	-7.34	114.76	119.90
36	A5	3218	A	C4-C5-N7	7.34	114.37	110.70
57	DT	130	ARG	NE-CZ-NH2	-7.34	116.63	120.30
36	A1	652	G	N1-C2-N2	-7.34	109.60	116.20
36	A1	1496	C	C5-C6-N1	7.34	124.67	121.00
36	A1	510	G	C5-C6-O6	-7.34	124.20	128.60
36	A5	3289	G	C8-N9-C4	-7.34	103.47	106.40
36	A1	35	A	C5-N7-C8	-7.33	100.23	103.90
36	A1	874	U	N3-C4-C5	7.33	119.00	114.60

Continued on next page...

Continued from previous page...

Mol	Chain	Res	Type	Atoms	Z	Observed(°)	Ideal(°)
36	A1	962	A	C6-N1-C2	-7.33	114.20	118.60
37	A7	41	G	N9-C4-C5	-7.33	102.47	105.40
36	A5	2234	G	N1-C6-O6	7.33	124.30	119.90
80	A6	240	U	C2-N1-C1'	7.33	126.50	117.70
36	A5	804	C	C4-C5-C6	7.33	121.06	117.40
36	A5	1449	A	C4-C5-N7	7.33	114.36	110.70
36	A1	689	U	N3-C2-O2	-7.33	117.07	122.20
36	A5	931	C	C5-C6-N1	-7.33	117.34	121.00
36	A5	2410	U	C4-C5-C6	-7.33	115.30	119.70
36	A5	2701	U	C5-C4-O4	-7.33	121.50	125.90
36	A1	649	A	C5-N7-C8	7.32	107.56	103.90
36	A1	1902	G	C4-C5-N7	7.32	113.73	110.80
36	A1	2963	C	C4-C5-C6	7.32	121.06	117.40
1	A2	89	G	C8-N9-C4	7.32	109.33	106.40
36	A5	2884	C	C2-N3-C4	-7.32	116.24	119.90
36	A1	959	C	N1-C2-O2	-7.32	114.51	118.90
36	A1	2247	G	C5-C6-O6	-7.32	124.21	128.60
38	A4	32	C	N3-C2-O2	7.32	127.02	121.90
38	A4	85	G	N7-C8-N9	7.32	116.76	113.10
80	A6	421	A	N1-C6-N6	7.32	122.99	118.60
36	A5	2320	A	C5-C6-N1	-7.32	114.04	117.70
36	A5	2736	A	N1-C6-N6	-7.32	114.21	118.60
36	A1	957	C	C5-C6-N1	-7.32	117.34	121.00
36	A1	3382	U	N1-C2-O2	7.32	127.92	122.80
80	A6	800	U	C6-N1-C2	-7.32	116.61	121.00
36	A5	834	U	C6-N1-C2	7.31	125.39	121.00
36	A5	924	G	N1-C6-O6	7.31	124.29	119.90
36	A1	1717	U	C6-N1-C2	-7.31	116.61	121.00
36	A1	83	U	N3-C4-C5	7.31	118.98	114.60
36	A1	1201	C	C6-N1-C2	-7.31	117.38	120.30
80	A6	794	U	C2-N1-C1'	7.31	126.47	117.70
36	A5	578	A	N1-C6-N6	7.31	122.99	118.60
36	A5	971	G	C4-C5-N7	-7.31	107.88	110.80
36	A5	1921	A	N1-C6-N6	7.31	122.98	118.60
36	A1	2163	C	N3-C4-N4	-7.31	112.89	118.00
80	A6	542	A	N7-C8-N9	7.31	117.45	113.80
80	A6	1542	G	N9-C4-C5	7.31	108.32	105.40
36	A1	2130	G	C4-C5-N7	-7.31	107.88	110.80
36	A1	2632	G	N1-C6-O6	-7.30	115.52	119.90
36	A1	2967	A	C8-N9-C4	7.30	108.72	105.80
36	A5	1133	A	C5-C6-N1	7.30	121.35	117.70
36	A1	2977	G	C8-N9-C4	7.30	109.32	106.40

Continued on next page...

Continued from previous page...

Mol	Chain	Res	Type	Atoms	Z	Observed(°)	Ideal(°)
38	A4	28	C	C5-C6-N1	-7.30	117.35	121.00
80	A6	56	U	C5-C6-N1	-7.30	119.05	122.70
36	A5	3382	U	N1-C2-O2	7.30	127.91	122.80
69	Df	18	ARG	NE-CZ-NH1	-7.30	116.65	120.30
1	A2	1096	C	C6-N1-C1'	-7.30	112.04	120.80
36	A5	1014	U	C6-N1-C1'	-7.30	110.98	121.20
36	A5	1506	A	N7-C8-N9	7.30	117.45	113.80
36	A5	2892	A	C5-C6-N6	7.30	129.54	123.70
37	A7	104	A	N1-C6-N6	7.30	122.98	118.60
36	A1	2798	C	C4-C5-C6	7.29	121.05	117.40
36	A5	2620	G	C5-C6-N1	7.29	115.15	111.50
36	A1	954	U	C6-N1-C2	-7.29	116.62	121.00
80	A6	160	C	N1-C2-O2	7.29	123.28	118.90
80	A6	1796	C	C5-C6-N1	-7.29	117.35	121.00
36	A5	800	G	C8-N9-C4	7.29	109.32	106.40
36	A1	2857	C	N3-C4-C5	7.29	124.82	121.90
36	A5	3122	A	N7-C8-N9	7.29	117.44	113.80
36	A5	2611	U	N3-C2-O2	-7.29	117.10	122.20
36	A1	944	C	N3-C4-C5	-7.29	118.99	121.90
36	A5	3131	U	N3-C4-C5	7.29	118.97	114.60
80	A6	1560	U	N3-C4-O4	-7.28	114.30	119.40
36	A1	821	U	C5-C4-O4	7.28	130.27	125.90
36	A1	2357	A	N1-C6-N6	7.28	122.97	118.60
36	A5	2758	A	C8-N9-C4	-7.28	102.89	105.80
36	A1	1656	A	C8-N9-C4	7.28	108.71	105.80
68	Be	45	ARG	NE-CZ-NH1	7.28	123.94	120.30
36	A5	1189	C	N1-C2-O2	-7.28	114.53	118.90
36	A5	2836	C	N3-C4-N4	-7.28	112.90	118.00
36	A1	3046	A	N7-C8-N9	7.28	117.44	113.80
37	A3	83	U	C2-N3-C4	-7.28	122.63	127.00
36	A5	669	U	N1-C2-N3	7.28	119.27	114.90
36	A5	2942	C	C4-C5-C6	7.28	121.04	117.40
36	A1	28	C	C6-N1-C2	7.28	123.21	120.30
36	A1	2376	G	C6-N1-C2	-7.28	120.73	125.10
36	A5	1426	C	N3-C4-C5	7.28	124.81	121.90
36	A1	960	U	C2-N1-C1'	-7.27	108.97	117.70
36	A1	3362	A	C4-C5-C6	7.27	120.64	117.00
36	A1	1858	A	C5-C6-N1	7.27	121.34	117.70
36	A1	2615	G	C5-C6-O6	-7.27	124.24	128.60
36	A5	1049	C	N3-C4-C5	7.27	124.81	121.90
80	A6	1781	A	C5-N7-C8	7.27	107.53	103.90
80	A6	410	A	N1-C6-N6	-7.27	114.24	118.60

Continued on next page...

Continued from previous page...

Mol	Chain	Res	Type	Atoms	Z	Observed(°)	Ideal(°)
80	A6	1781	A	C5-C6-N1	-7.27	114.07	117.70
36	A5	267	G	C8-N9-C4	7.27	109.31	106.40
36	A1	345	G	N3-C4-N9	7.26	130.36	126.00
80	A6	1542	G	C8-N9-C4	-7.26	103.49	106.40
36	A5	2815	G	C8-N9-C4	7.26	109.31	106.40
36	A1	2902	A	C8-N9-C4	7.26	108.70	105.80
36	A5	652	G	N3-C2-N2	7.26	124.98	119.90
36	A5	1430	U	C5-C6-N1	-7.26	119.07	122.70
36	A1	272	G	N7-C8-N9	-7.26	109.47	113.10
36	A1	885	U	N3-C4-O4	-7.26	114.32	119.40
80	A6	1600	A	N7-C8-N9	7.26	117.43	113.80
80	A6	800	U	N3-C4-C5	-7.26	110.24	114.60
36	A5	1364	C	C2-N3-C4	-7.26	116.27	119.90
80	A6	1304	G	N9-C4-C5	-7.26	102.50	105.40
36	A1	1902	G	C4-C5-C6	7.26	123.15	118.80
1	A2	728	U	C2-N1-C1'	7.25	126.41	117.70
36	A1	786	A	C2-N3-C4	7.25	114.23	110.60
36	A5	2848	G	N3-C2-N2	-7.25	114.82	119.90
36	A5	3255	U	C5-C4-O4	-7.25	121.55	125.90
36	A1	666	A	C8-N9-C4	7.25	108.70	105.80
36	A5	1538	G	C8-N9-C4	7.25	109.30	106.40
36	A5	1846	C	C4-C5-C6	7.25	121.03	117.40
36	A5	283	G	C6-C5-N7	-7.25	126.05	130.40
36	A5	580	C	C4-C5-C6	7.25	121.03	117.40
80	A6	1073	G	N1-C6-O6	-7.25	115.55	119.90
36	A5	2699	G	C2-N3-C4	7.25	115.52	111.90
36	A1	508	U	C5-C6-N1	-7.25	119.08	122.70
36	A5	514	G	C4-C5-N7	7.25	113.70	110.80
80	A6	1596	C	N1-C2-N3	7.24	124.27	119.20
36	A1	521	A	N1-C6-N6	7.24	122.94	118.60
36	A1	696	C	N3-C4-C5	7.24	124.80	121.90
36	A1	919	U	N3-C4-C5	7.24	118.94	114.60
36	A5	2372	A	P-O3'-C3'	7.24	128.39	119.70
80	A6	1145	U	N1-C2-O2	-7.24	117.73	122.80
36	A1	1122	U	C5-C6-N1	-7.24	119.08	122.70
47	BI	57	LEU	CA-CB-CG	7.24	131.94	115.30
10	CI	29	LEU	CA-CB-CG	7.24	131.94	115.30
36	A5	643	U	N3-C4-C5	7.24	118.94	114.60
36	A5	1144	U	C5-C6-N1	-7.24	119.08	122.70
36	A5	2758	A	N9-C4-C5	7.24	108.69	105.80
37	A7	11	A	N7-C8-N9	-7.24	110.18	113.80
36	A1	1741	A	C6-C5-N7	-7.23	127.24	132.30

Continued on next page...

Continued from previous page...

Mol	Chain	Res	Type	Atoms	Z	Observed(°)	Ideal(°)
38	A4	21	C	N1-C2-O2	-7.23	114.56	118.90
36	A5	1660	C	C6-N1-C2	-7.23	117.41	120.30
36	A5	1887	A	C2-N3-C4	-7.23	106.98	110.60
36	A1	112	U	C6-N1-C1'	-7.23	111.08	121.20
36	A1	1327	C	C4-C5-C6	-7.23	113.78	117.40
36	A1	2857	C	C2-N3-C4	-7.23	116.28	119.90
80	A6	999	U	N3-C4-O4	-7.23	114.34	119.40
36	A5	1336	U	C5-C4-O4	-7.23	121.56	125.90
36	A5	2370	G	C5-C6-O6	-7.23	124.26	128.60
36	A5	1724	U	C6-N1-C2	-7.23	116.66	121.00
36	A1	3302	U	N3-C4-O4	-7.23	114.34	119.40
36	A1	3318	G	C6-C5-N7	-7.23	126.06	130.40
80	A6	815	G	C6-C5-N7	-7.23	126.06	130.40
36	A5	1833	G	N3-C2-N2	7.23	124.96	119.90
36	A1	2161	G	C8-N9-C4	-7.23	103.51	106.40
36	A5	1518	U	N3-C4-O4	-7.23	114.34	119.40
36	A1	1387	G	C4-C5-N7	-7.22	107.91	110.80
80	A6	1000	C	C6-N1-C2	-7.22	117.41	120.30
1	A2	1329	A	N1-C6-N6	7.22	122.93	118.60
1	A2	1611	A	C5-N7-C8	-7.22	100.29	103.90
80	A6	1091	A	N1-C6-N6	7.22	122.93	118.60
1	A2	1654	G	C5-C6-O6	-7.22	124.27	128.60
36	A1	695	C	C5-C6-N1	-7.22	117.39	121.00
36	A1	2169	G	C5-C6-O6	7.22	132.93	128.60
80	A6	1787	C	N1-C2-O2	-7.22	114.57	118.90
36	A5	2662	G	C8-N9-C4	-7.22	103.51	106.40
36	A1	1496	C	C2-N1-C1'	7.22	126.74	118.80
36	A5	2383	C	N1-C2-O2	-7.22	114.57	118.90
80	A6	18	C	C6-N1-C2	-7.22	117.41	120.30
36	A1	636	C	C5-C6-N1	-7.22	117.39	121.00
80	A6	1649	G	C5-C6-O6	7.22	132.93	128.60
36	A5	2754	G	N1-C2-N2	-7.22	109.70	116.20
1	A2	1745	G	C4-C5-N7	7.21	113.69	110.80
36	A5	810	A	N1-C6-N6	-7.21	114.27	118.60
36	A5	2964	G	C8-N9-C4	7.21	109.28	106.40
37	A7	49	G	N3-C2-N2	-7.21	114.85	119.90
36	A1	816	A	C2-N3-C4	7.21	114.20	110.60
36	A5	594	U	N3-C2-O2	-7.21	117.15	122.20
36	A5	643	U	C2-N3-C4	-7.21	122.67	127.00
36	A5	1407	A	C5-C6-N1	-7.21	114.09	117.70
1	A2	1000	C	N3-C4-N4	-7.21	112.95	118.00
36	A1	1372	C	C2-N3-C4	-7.21	116.30	119.90

Continued on next page...

Continued from previous page...

Mol	Chain	Res	Type	Atoms	Z	Observed(°)	Ideal(°)
36	A1	1116	G	C8-N9-C4	-7.21	103.52	106.40
36	A1	1376	C	C4-C5-C6	7.21	121.00	117.40
36	A1	1442	U	C5-C4-O4	-7.21	121.58	125.90
36	A1	1510	G	N1-C2-N2	-7.21	109.71	116.20
36	A5	46	U	N1-C2-O2	7.21	127.85	122.80
36	A5	2911	A	C2-N3-C4	7.21	114.20	110.60
80	A6	53	G	N1-C6-O6	-7.21	115.58	119.90
36	A5	2584	G	C6-C5-N7	-7.21	126.08	130.40
36	A5	639	G	N1-C6-O6	7.21	124.22	119.90
36	A1	1304	A	N9-C4-C5	7.20	108.68	105.80
36	A1	2179	C	C6-N1-C2	7.20	123.18	120.30
80	A6	1793	G	C4-C5-N7	-7.20	107.92	110.80
36	A5	39	A	C4-C5-C6	7.20	120.60	117.00
36	A5	2148	U	C2-N3-C4	-7.20	122.68	127.00
36	A5	3060	C	N3-C2-O2	7.20	126.94	121.90
38	A4	103	G	N3-C4-C5	-7.20	125.00	128.60
36	A1	1657	C	N3-C2-O2	7.20	126.94	121.90
36	A1	153	U	N3-C4-C5	-7.20	110.28	114.60
36	A1	2768	U	N1-C2-O2	7.20	127.84	122.80
80	A6	1634	C	C5-C6-N1	7.20	124.60	121.00
36	A5	1858	A	C2-N3-C4	7.20	114.20	110.60
36	A1	281	G	N9-C4-C5	7.20	108.28	105.40
1	A2	1642	G	C2-N3-C4	7.19	115.50	111.90
40	DB	266	ARG	NE-CZ-NH2	-7.19	116.70	120.30
36	A1	2318	U	N1-C2-N3	7.19	119.22	114.90
36	A1	2550	U	N3-C2-O2	-7.19	117.17	122.20
38	A4	16	G	N7-C8-N9	-7.19	109.50	113.10
80	A6	1190	C	C6-N1-C2	7.19	123.18	120.30
36	A5	37	U	C2-N3-C4	-7.19	122.68	127.00
36	A5	1172	G	N1-C6-O6	-7.19	115.58	119.90
36	A5	272	G	C8-N9-C4	7.19	109.28	106.40
36	A5	1169	A	C5-C6-N1	-7.19	114.11	117.70
36	A5	1434	G	C4-C5-C6	7.19	123.11	118.80
36	A1	340	C	C2-N3-C4	-7.19	116.31	119.90
36	A1	1017	C	C6-N1-C2	-7.19	117.42	120.30
80	A6	1031	U	C6-N1-C2	7.19	125.31	121.00
52	DO	16[B]	LEU	C-N-CA	7.19	137.40	122.30
1	A2	1174	C	N1-C2-O2	7.19	123.21	118.90
80	A6	321	C	N1-C2-O2	7.19	123.21	118.90
36	A5	2337	C	C6-N1-C2	7.19	123.17	120.30
36	A1	1411	C	N3-C4-N4	-7.18	112.97	118.00
36	A1	2339	C	N3-C2-O2	7.18	126.93	121.90

Continued on next page...

Continued from previous page...

Mol	Chain	Res	Type	Atoms	Z	Observed(°)	Ideal(°)
36	A5	960	U	N1-C2-O2	7.18	127.83	122.80
36	A5	1406	A	C6-N1-C2	-7.18	114.29	118.60
36	A5	2824	G	N9-C4-C5	7.18	108.27	105.40
36	A1	279	U	N3-C2-O2	-7.18	117.17	122.20
80	A6	29	U	N3-C4-O4	-7.18	114.37	119.40
36	A5	1140	G	N3-C2-N2	7.18	124.93	119.90
36	A1	878	G	C2-N3-C4	-7.18	108.31	111.90
80	A6	542	A	C4-N9-C1'	7.18	139.22	126.30
36	A5	2244	A	N1-C6-N6	-7.18	114.29	118.60
36	A5	2870	C	N3-C4-N4	-7.18	112.97	118.00
36	A5	838	G	N1-C6-O6	-7.18	115.59	119.90
36	A5	2732	G	C5-C6-O6	7.18	132.91	128.60
36	A1	641	C	N3-C4-N4	-7.17	112.98	118.00
52	BO	158[B]	ASP	CA-C-N	-7.17	101.42	117.20
80	A6	1106	U	N1-C2-N3	7.17	119.20	114.90
36	A5	39	A	N1-C6-N6	7.17	122.90	118.60
36	A1	813	G	C5-C6-N1	7.17	115.09	111.50
36	A1	672	A	C5-C6-N6	-7.17	117.96	123.70
36	A1	2389	C	N3-C4-C5	7.17	124.77	121.90
38	A8	54	A	C2-N3-C4	-7.17	107.02	110.60
1	A2	1241	G	C4-C5-N7	7.17	113.67	110.80
36	A1	351	A	C8-N9-C4	7.17	108.67	105.80
36	A1	2302	G	N1-C2-N2	-7.17	109.75	116.20
57	BT	14	MET	CG-SD-CE	-7.17	88.73	100.20
36	A5	1403	C	C5-C6-N1	-7.17	117.42	121.00
36	A5	2320	A	C4-C5-N7	-7.17	107.12	110.70
36	A1	285	A	N1-C6-N6	7.17	122.90	118.60
80	A6	376	C	C6-N1-C2	7.17	123.17	120.30
36	A5	419	G	N9-C4-C5	-7.17	102.53	105.40
36	A5	1167	U	C5-C4-O4	-7.17	121.60	125.90
36	A5	2908	G	N9-C4-C5	7.17	108.27	105.40
36	A5	3040	A	C5-N7-C8	7.17	107.48	103.90
36	A1	640	U	N3-C2-O2	-7.16	117.19	122.20
36	A1	2763	U	C2-N3-C4	-7.16	122.70	127.00
36	A1	3317	U	N3-C2-O2	-7.16	117.19	122.20
36	A5	969	C	C2-N3-C4	-7.16	116.32	119.90
36	A5	974	G	C4-N9-C1'	7.16	135.81	126.50
36	A1	2679	A	C5-N7-C8	-7.16	100.32	103.90
36	A1	2960	C	C2-N3-C4	-7.16	116.32	119.90
37	A3	48	U	C5-C4-O4	-7.16	121.60	125.90
36	A5	2965	U	C4-C5-C6	7.16	124.00	119.70
36	A5	3052	G	N1-C6-O6	-7.16	115.60	119.90

Continued on next page...

Continued from previous page...

Mol	Chain	Res	Type	Atoms	Z	Observed(°)	Ideal(°)
37	A7	44	C	N1-C2-O2	-7.16	114.60	118.90
68	Be	45	ARG	NE-CZ-NH2	-7.16	116.72	120.30
36	A5	2305	G	N9-C4-C5	-7.16	102.54	105.40
36	A1	1405	U	C6-N1-C2	7.16	125.29	121.00
80	A6	337	G	N3-C2-N2	7.16	124.91	119.90
36	A1	969	C	C2-N3-C4	-7.16	116.32	119.90
36	A5	629	U	C2-N3-C4	-7.16	122.71	127.00
36	A5	1206	G	N9-C4-C5	7.16	108.26	105.40
36	A5	2979	U	C6-N1-C2	7.16	125.29	121.00
36	A1	2726	C	C2-N3-C4	-7.15	116.32	119.90
36	A5	518	G	N9-C4-C5	-7.15	102.54	105.40
36	A1	907	G	N3-C4-N9	7.15	130.29	126.00
36	A1	1472	U	C6-N1-C2	7.15	125.29	121.00
36	A5	1591	G	N1-C6-O6	-7.15	115.61	119.90
36	A1	50	U	C5-C4-O4	7.15	130.19	125.90
36	A5	801	A	C5-C6-N1	-7.15	114.12	117.70
36	A5	1209	G	N3-C2-N2	-7.15	114.89	119.90
36	A5	2396	G	N9-C4-C5	7.15	108.26	105.40
36	A5	2917	G	C6-C5-N7	-7.15	126.11	130.40
1	A2	1611	A	C2-N3-C4	-7.15	107.03	110.60
80	A6	387	A	N1-C6-N6	-7.15	114.31	118.60
36	A5	563	U	N1-C2-O2	7.15	127.80	122.80
36	A5	2942	C	N3-C4-C5	-7.15	119.04	121.90
36	A1	2952	G	C6-C5-N7	-7.15	126.11	130.40
36	A5	1158	A	C5-C6-N6	-7.15	117.98	123.70
36	A1	1507	G	C5-C6-O6	-7.15	124.31	128.60
36	A5	922	U	N3-C4-O4	-7.14	114.40	119.40
1	A2	628	G	C2-N3-C4	-7.14	108.33	111.90
36	A1	921	A	N1-C6-N6	7.14	122.89	118.60
36	A1	2647	A	C6-N1-C2	-7.14	114.31	118.60
36	A5	3379	C	C5-C6-N1	-7.14	117.43	121.00
36	A5	1458	U	C2-N3-C4	-7.14	122.72	127.00
36	A1	1164	G	N1-C2-N3	7.14	128.18	123.90
36	A5	46	U	C5-C4-O4	7.14	130.18	125.90
36	A5	2363	A	C8-N9-C4	-7.14	102.94	105.80
36	A1	548	G	N3-C4-N9	-7.14	121.72	126.00
36	A5	3005	A	N9-C4-C5	7.14	108.66	105.80
36	A1	2289	U	C5-C4-O4	7.14	130.18	125.90
36	A5	1292	C	C6-N1-C2	7.14	123.15	120.30
1	A2	992	A	C2-N3-C4	-7.13	107.03	110.60
36	A1	2899	C	N3-C4-N4	7.13	122.99	118.00
80	A6	93	A	N1-C6-N6	7.13	122.88	118.60

Continued on next page...

Continued from previous page...

Mol	Chain	Res	Type	Atoms	Z	Observed(°)	Ideal(°)
36	A5	2305	G	N3-C2-N2	7.13	124.89	119.90
36	A1	2372	A	C8-N9-C4	-7.13	102.95	105.80
36	A1	2945	G	C8-N9-C4	7.13	109.25	106.40
1	A2	783	G	C4-C5-N7	7.13	113.65	110.80
80	A6	22	A	C8-N9-C4	7.13	108.65	105.80
36	A1	104	G	C4-C5-N7	7.13	113.65	110.80
36	A1	2620	G	C5-C6-N1	7.13	115.06	111.50
37	A3	81	U	C2-N3-C4	-7.13	122.72	127.00
80	A6	653	C	C2-N1-C1'	7.13	126.64	118.80
36	A5	577	C	C2-N3-C4	-7.13	116.34	119.90
80	A6	371	G	C6-C5-N7	-7.13	126.12	130.40
36	A5	928	C	N1-C2-N3	7.13	124.19	119.20
36	A5	1548	C	C2-N3-C4	-7.13	116.34	119.90
36	A5	2344	U	C5-C6-N1	-7.13	119.14	122.70
36	A1	1335	C	N3-C4-N4	-7.12	113.01	118.00
36	A1	1414	G	C8-N9-C4	-7.12	103.55	106.40
36	A5	384	A	C8-N9-C4	7.12	108.65	105.80
36	A5	2242	A	N1-C6-N6	-7.12	114.33	118.60
36	A1	2817	A	N1-C2-N3	7.12	132.86	129.30
53	DP	69	ARG	NE-CZ-NH2	-7.12	116.74	120.30
36	A1	650	C	C2-N3-C4	-7.12	116.34	119.90
36	A1	2808	A	C5-C6-N1	-7.12	114.14	117.70
36	A5	1939	G	N3-C2-N2	7.12	124.88	119.90
36	A1	1142	G	C5-C6-N1	7.12	115.06	111.50
36	A5	3245	A	N3-C4-C5	7.12	131.78	126.80
36	A1	851	C	C5-C6-N1	7.12	124.56	121.00
36	A1	2747	A	N1-C6-N6	-7.12	114.33	118.60
36	A1	2762	A	C8-N9-C4	7.12	108.65	105.80
36	A5	3086	A	N7-C8-N9	-7.12	110.24	113.80
1	A2	1274	C	C5-C6-N1	-7.11	117.44	121.00
36	A5	1004	U	N3-C4-C5	7.11	118.87	114.60
36	A1	1719	G	N1-C6-O6	7.11	124.17	119.90
36	A1	369	A	N9-C4-C5	7.11	108.64	105.80
36	A1	1719	G	C6-C5-N7	-7.11	126.13	130.40
36	A5	434	U	N3-C4-C5	7.11	118.87	114.60
36	A5	1902	G	C8-N9-C4	7.11	109.24	106.40
36	A5	3076	C	N3-C4-C5	7.11	124.74	121.90
36	A1	415	G	C5-C6-O6	7.11	132.87	128.60
36	A1	821	U	N3-C2-O2	-7.11	117.22	122.20
36	A5	327	A	N7-C8-N9	-7.11	110.25	113.80
1	A2	1456	C	N3-C2-O2	-7.11	116.92	121.90
36	A5	24	G	N1-C6-O6	7.11	124.17	119.90

Continued on next page...

Continued from previous page...

Mol	Chain	Res	Type	Atoms	Z	Observed(°)	Ideal(°)
36	A5	511	G	C5-C6-O6	7.11	132.86	128.60
38	A8	42	G	C8-N9-C4	7.11	109.24	106.40
36	A1	2323	G	N1-C6-O6	-7.11	115.64	119.90
36	A1	3269	U	C5-C4-O4	7.11	130.16	125.90
38	A4	113	U	N3-C4-O4	-7.11	114.43	119.40
36	A1	973	A	N9-C4-C5	7.10	108.64	105.80
36	A1	1520	G	N7-C8-N9	-7.10	109.55	113.10
36	A1	718	G	N3-C4-N9	-7.10	121.74	126.00
36	A1	2710	C	N3-C4-C5	7.10	124.74	121.90
48	DJ	112	LEU	CA-CB-CG	7.10	131.64	115.30
36	A1	1342	C	C2-N3-C4	-7.10	116.35	119.90
36	A1	2177	G	C5-C6-O6	-7.10	124.34	128.60
1	A2	1121	C	C4-C5-C6	7.10	120.95	117.40
1	A2	1324	G	N3-C2-N2	-7.10	114.93	119.90
36	A1	1741	A	N1-C6-N6	7.10	122.86	118.60
36	A5	3086	A	C5-N7-C8	7.10	107.45	103.90
36	A5	3110	C	N1-C2-N3	7.10	124.17	119.20
1	A2	1749	A	C2-N3-C4	-7.10	107.05	110.60
37	A7	101	G	C5-C6-O6	-7.10	124.34	128.60
36	A1	2957	G	C4-C5-N7	-7.10	107.96	110.80
36	A1	1395	G	C5-C6-N1	7.09	115.05	111.50
80	A6	876	G	C5-N7-C8	7.09	107.85	104.30
80	A6	1000	C	N3-C2-O2	-7.09	116.93	121.90
36	A5	2993	G	C4-C5-N7	7.09	113.64	110.80
38	A8	139	U	N3-C4-O4	-7.09	114.43	119.40
36	A1	1878	G	C5-C6-O6	-7.09	124.34	128.60
36	A1	652	G	N3-C2-N2	7.09	124.86	119.90
36	A1	1888	U	C5-C6-N1	-7.09	119.15	122.70
36	A5	436	A	C6-C5-N7	-7.09	127.33	132.30
36	A5	2616	C	C6-N1-C2	7.09	123.14	120.30
1	A2	1654	G	N3-C4-C5	-7.09	125.06	128.60
36	A1	302	U	C2-N3-C4	-7.09	122.75	127.00
36	A1	1125	U	C2-N3-C4	-7.09	122.75	127.00
36	A1	1507	G	C5-N7-C8	7.09	107.84	104.30
36	A5	1328	C	C4-C5-C6	7.09	120.94	117.40
36	A5	3006	A	N1-C2-N3	7.09	132.84	129.30
36	A1	1175	C	C2-N3-C4	-7.09	116.36	119.90
80	A6	421	A	N9-C4-C5	-7.09	102.97	105.80
36	A5	2169	G	C5-C6-N1	7.09	115.04	111.50
36	A5	2584	G	N3-C4-N9	7.09	130.25	126.00
36	A1	31	C	N3-C4-C5	7.08	124.73	121.90
36	A1	920	A	N1-C2-N3	7.08	132.84	129.30

Continued on next page...

Continued from previous page...

Mol	Chain	Res	Type	Atoms	Z	Observed(°)	Ideal(°)
36	A1	1042	U	N1-C2-O2	7.08	127.76	122.80
36	A1	2413	A	C5-C6-N1	7.08	121.24	117.70
37	A3	36	C	N3-C2-O2	-7.08	116.94	121.90
80	A6	1269	U	C4-C5-C6	7.08	123.95	119.70
80	A6	1503	A	C2-N3-C4	-7.08	107.06	110.60
36	A5	622	A	N9-C4-C5	-7.08	102.97	105.80
36	A5	1340	G	N1-C2-N2	-7.08	109.82	116.20
36	A5	2881	C	C5-C6-N1	-7.08	117.46	121.00
36	A1	2389	C	C6-N1-C2	7.08	123.13	120.30
36	A1	3092	C	N3-C4-C5	7.08	124.73	121.90
36	A5	1085	A	C8-N9-C4	-7.08	102.97	105.80
36	A5	2127	U	N1-C2-N3	7.08	119.15	114.90
36	A5	2631	U	N3-C4-C5	7.08	118.85	114.60
56	DS	115	ARG	NE-CZ-NH2	-7.08	116.76	120.30
36	A1	994	G	C5-C6-N1	7.08	115.04	111.50
36	A1	2696	A	N1-C6-N6	-7.08	114.35	118.60
36	A5	1917	C	N1-C2-O2	-7.08	114.65	118.90
36	A5	2327	U	C6-N1-C2	7.08	125.25	121.00
1	A2	577	G	N9-C4-C5	-7.08	102.57	105.40
36	A1	1166	G	C5-C6-O6	-7.08	124.35	128.60
36	A1	1307	G	C5-C6-O6	7.08	132.85	128.60
36	A1	2198	A	N9-C4-C5	-7.08	102.97	105.80
36	A1	2373	A	N1-C6-N6	7.08	122.85	118.60
80	A6	1796	C	C5-C4-N4	7.08	125.15	120.20
1	A2	108	A	N1-C2-N3	7.08	132.84	129.30
36	A1	1592	G	N1-C6-O6	-7.08	115.65	119.90
36	A1	1150	A	C2-N3-C4	-7.07	107.06	110.60
36	A1	1339	C	C4-C5-C6	7.07	120.94	117.40
36	A5	3052	G	C5-C6-O6	7.07	132.84	128.60
36	A5	872	U	N3-C4-C5	7.07	118.84	114.60
36	A1	711	A	N1-C6-N6	-7.07	114.36	118.60
36	A1	2727	A	C2-N3-C4	7.07	114.14	110.60
36	A5	546	C	C5-C6-N1	7.07	124.53	121.00
36	A5	2149	A	C8-N9-C4	-7.07	102.97	105.80
36	A1	876	A	N1-C6-N6	-7.07	114.36	118.60
36	A1	1118	C	C2-N3-C4	-7.07	116.37	119.90
36	A1	742	G	C8-N9-C4	7.07	109.23	106.40
36	A1	3362	A	C5-C6-N6	-7.07	118.05	123.70
36	A5	2988	C	C5-C6-N1	-7.07	117.47	121.00
36	A1	2145	A	C2-N3-C4	7.06	114.13	110.60
36	A1	2595	A	N1-C6-N6	7.06	122.84	118.60
80	A6	3	U	C5-C6-N1	-7.06	119.17	122.70

Continued on next page...

Continued from previous page...

Mol	Chain	Res	Type	Atoms	Z	Observed(°)	Ideal(°)
36	A5	1879	A	C5-N7-C8	-7.06	100.37	103.90
36	A5	3107	U	N3-C2-O2	-7.06	117.26	122.20
36	A5	3192	U	N3-C4-O4	-7.06	114.46	119.40
38	A8	101	U	C6-N1-C2	-7.06	116.76	121.00
36	A1	1589	A	C6-N1-C2	-7.06	114.37	118.60
36	A1	1447	G	N9-C4-C5	7.06	108.22	105.40
36	A1	1528	G	C8-N9-C4	-7.06	103.58	106.40
36	A1	1870	C	N3-C4-C5	7.06	124.72	121.90
36	A1	3052	G	C5-C6-O6	7.06	132.83	128.60
41	BC	313	LEU	CA-CB-CG	7.06	131.53	115.30
38	A8	126	A	C8-N9-C4	-7.05	102.98	105.80
80	A6	1789	G	C5-N7-C8	7.05	107.83	104.30
36	A5	641	C	C6-N1-C1'	7.05	129.26	120.80
36	A5	1592	G	C5-C6-O6	7.05	132.83	128.60
36	A1	95	A	N7-C8-N9	-7.05	110.27	113.80
80	A6	310	C	N1-C2-O2	-7.05	114.67	118.90
36	A5	437	G	N7-C8-N9	7.05	116.63	113.10
36	A1	2139	A	N1-C6-N6	-7.05	114.37	118.60
36	A1	3208	G	C4-N9-C1'	-7.05	117.33	126.50
37	A3	28	C	N1-C2-O2	-7.05	114.67	118.90
80	A6	512	A	C5-C6-N6	-7.05	118.06	123.70
80	A6	1188	G	C5-C6-O6	-7.05	124.37	128.60
36	A5	834	U	N3-C4-O4	-7.05	114.47	119.40
1	A2	610	G	C8-N9-C1'	-7.05	117.84	127.00
36	A5	2832	C	C2-N3-C4	-7.05	116.38	119.90
52	DO	4[B]	GLN	O-C-N	7.05	134.49	121.10
36	A5	929	A	N7-C8-N9	-7.04	110.28	113.80
1	A2	1057	U	C5-C6-N1	7.04	126.22	122.70
1	A2	1462	G	C8-N9-C4	7.04	109.22	106.40
36	A1	2406	C	C5-C6-N1	-7.04	117.48	121.00
36	A1	2799	A	C6-N1-C2	-7.04	114.37	118.60
80	A6	371	G	C5-C6-O6	-7.04	124.37	128.60
36	A5	1370	G	N3-C2-N2	7.04	124.83	119.90
36	A5	2618	G	C6-N1-C2	-7.04	120.87	125.10
36	A1	700	C	C6-N1-C2	7.04	123.12	120.30
80	A6	1606	C	C6-N1-C2	7.04	123.12	120.30
80	A6	543	C	N1-C2-O2	7.04	123.12	118.90
80	A6	756	A	N7-C8-N9	7.04	117.32	113.80
36	A5	1417	G	N1-C6-O6	-7.04	115.68	119.90
36	A5	2300	G	N3-C2-N2	7.04	124.83	119.90
36	A1	1145	G	N1-C6-O6	-7.04	115.68	119.90
36	A1	1200	A	N9-C4-C5	7.04	108.61	105.80

Continued on next page...

Continued from previous page...

Mol	Chain	Res	Type	Atoms	Z	Observed(°)	Ideal(°)
36	A5	1389	G	C5-C6-O6	-7.04	124.38	128.60
36	A1	788	C	C6-N1-C2	7.04	123.11	120.30
36	A1	1480	G	N3-C4-N9	7.04	130.22	126.00
36	A1	2325	G	C5-C6-N1	7.04	115.02	111.50
36	A5	708	G	N7-C8-N9	7.04	116.62	113.10
36	A5	2618	G	N3-C4-N9	7.04	130.22	126.00
36	A5	2189	U	C2-N3-C4	-7.03	122.78	127.00
36	A5	2350	C	C2-N3-C4	-7.03	116.38	119.90
36	A5	2426	U	N1-C2-O2	7.03	127.72	122.80
36	A5	3154	C	N3-C2-O2	-7.03	116.98	121.90
36	A5	2190	U	N1-C2-N3	7.03	119.12	114.90
1	A2	1773	C	C2-N3-C4	7.03	123.42	119.90
36	A1	22	G	N9-C4-C5	7.03	108.21	105.40
36	A1	28	C	N3-C4-C5	7.03	124.71	121.90
36	A1	895	A	N3-C4-C5	7.03	131.72	126.80
36	A5	1314	C	C2-N1-C1'	7.03	126.53	118.80
36	A5	1434	G	C4-C5-N7	-7.03	107.99	110.80
36	A5	2280	A	C2-N3-C4	-7.03	107.08	110.60
36	A5	3317	U	C6-N1-C2	-7.03	116.78	121.00
36	A1	357	A	C6-N1-C2	-7.03	114.38	118.60
80	A6	114	C	N3-C2-O2	-7.03	116.98	121.90
36	A1	153	U	C5-C4-O4	7.03	130.12	125.90
36	A1	1495	U	C5-C4-O4	7.03	130.12	125.90
36	A5	2167	A	C6-N1-C2	-7.03	114.38	118.60
1	A2	1747	G	C2-N3-C4	-7.03	108.39	111.90
36	A1	2369	G	C8-N9-C4	-7.03	103.59	106.40
36	A1	3111	U	N3-C4-O4	-7.03	114.48	119.40
36	A5	1152	G	N1-C2-N3	7.03	128.12	123.90
36	A5	2293	C	N3-C4-C5	7.03	124.71	121.90
36	A1	1838	G	C5-C6-O6	-7.02	124.39	128.60
36	A1	3126	C	C5-C6-N1	-7.02	117.49	121.00
80	A6	1560	U	N1-C2-N3	7.02	119.11	114.90
36	A5	1441	G	N7-C8-N9	-7.02	109.59	113.10
36	A5	2302	G	N1-C6-O6	-7.02	115.69	119.90
36	A1	2595	A	C8-N9-C4	-7.02	102.99	105.80
36	A5	2917	G	C6-N1-C2	-7.02	120.89	125.10
1	A2	159	U	C6-N1-C2	7.02	125.21	121.00
36	A1	95	A	C5-C6-N1	-7.02	114.19	117.70
36	A1	2130	G	C5-N7-C8	7.02	107.81	104.30
64	Da	12	ARG	NE-CZ-NH2	-7.02	116.79	120.30
36	A1	81	C	C2-N3-C4	-7.02	116.39	119.90
36	A1	3129	A	C8-N9-C4	7.02	108.61	105.80

Continued on next page...

Continued from previous page...

Mol	Chain	Res	Type	Atoms	Z	Observed(°)	Ideal(°)
80	A6	11	A	C2-N3-C4	7.02	114.11	110.60
36	A5	2693	C	C2-N3-C4	-7.02	116.39	119.90
36	A1	709	A	N9-C4-C5	-7.02	102.99	105.80
36	A1	1127	G	N1-C6-O6	7.02	124.11	119.90
36	A1	2146	C	C6-N1-C2	-7.02	117.49	120.30
36	A5	3098	G	C5-C6-O6	7.02	132.81	128.60
36	A1	84	U	C5-C4-O4	-7.01	121.69	125.90
36	A1	889	U	N3-C2-O2	-7.01	117.29	122.20
36	A1	1893	A	N1-C2-N3	7.01	132.81	129.30
36	A5	81	C	N3-C4-N4	-7.01	113.09	118.00
36	A5	706	A	C8-N9-C4	7.01	108.61	105.80
36	A1	814	U	C5-C6-N1	-7.01	119.19	122.70
36	A1	908	G	C8-N9-C1'	-7.01	117.89	127.00
36	A5	859	G	N1-C6-O6	-7.01	115.69	119.90
1	A2	321	C	C6-N1-C2	-7.01	117.50	120.30
36	A1	2274	U	N1-C2-O2	7.01	127.70	122.80
36	A5	804	C	N3-C4-C5	-7.00	119.10	121.90
36	A5	945	C	C5-C6-N1	-7.00	117.50	121.00
36	A1	1389	G	C4-C5-N7	7.00	113.60	110.80
36	A1	1947	G	N1-C2-N2	7.00	122.50	116.20
36	A5	591	G	C4-C5-N7	7.00	113.60	110.80
36	A5	1110	U	C4-C5-C6	-7.00	115.50	119.70
1	A2	74	U	O4'-C1'-N1	7.00	113.80	108.20
36	A1	895	A	C5-C6-N1	-7.00	114.20	117.70
36	A1	2814	G	N1-C6-O6	7.00	124.10	119.90
80	A6	610	G	C4-N9-C1'	7.00	135.60	126.50
36	A5	3214	U	N1-C2-N3	7.00	119.10	114.90
37	A3	28	C	C5-C4-N4	-7.00	115.30	120.20
36	A5	418	A	N1-C6-N6	7.00	122.80	118.60
36	A1	662	U	N3-C2-O2	-7.00	117.30	122.20
36	A1	926	A	C2-N3-C4	7.00	114.10	110.60
80	A6	297	U	C2-N1-C1'	7.00	126.10	117.70
36	A5	3182	G	N1-C6-O6	-7.00	115.70	119.90
36	A1	987	U	N1-C2-N3	7.00	119.10	114.90
36	A1	950	G	C6-N1-C2	6.99	129.30	125.10
36	A1	2139	A	C4-C5-N7	-6.99	107.20	110.70
80	A6	424	C	C6-N1-C2	6.99	123.10	120.30
36	A5	32	U	N3-C4-C5	-6.99	110.40	114.60
36	A5	802	C	C2-N3-C4	-6.99	116.40	119.90
36	A5	1925	U	C2-N3-C4	-6.99	122.80	127.00
36	A1	361	A	C2-N3-C4	6.99	114.09	110.60
36	A5	2943	G	N1-C6-O6	-6.99	115.70	119.90

Continued on next page...

Continued from previous page...

Mol	Chain	Res	Type	Atoms	Z	Observed(°)	Ideal(°)
36	A5	930	U	N3-C4-O4	-6.99	114.51	119.40
36	A5	2169	G	C6-C5-N7	6.99	134.59	130.40
36	A5	2932	U	N1-C2-O2	6.99	127.69	122.80
36	A1	78	U	C2-N3-C4	-6.99	122.81	127.00
52	DO	104[B]	ILE	O-C-N	6.99	133.88	122.70
36	A1	636	C	C2-N3-C4	-6.98	116.41	119.90
1	A2	1600	A	C5-C6-N1	-6.98	114.21	117.70
80	A6	408	C	C6-N1-C2	-6.98	117.51	120.30
36	A1	363	G	N3-C2-N2	-6.98	115.01	119.90
36	A1	791	A	C8-N9-C4	6.98	108.59	105.80
36	A1	1156	C	C2-N3-C4	-6.98	116.41	119.90
36	A5	2882	U	C2-N3-C4	-6.98	122.81	127.00
36	A1	33	G	N3-C2-N2	-6.98	115.02	119.90
36	A1	54	C	C6-N1-C2	6.98	123.09	120.30
36	A1	2364	G	C5-C6-O6	-6.98	124.41	128.60
80	A6	9	U	C5-C6-N1	-6.98	119.21	122.70
36	A1	3304	U	C2-N1-C1'	-6.98	109.33	117.70
36	A5	1118	C	N3-C4-C5	6.98	124.69	121.90
36	A5	2290	C	C6-N1-C2	6.98	123.09	120.30
36	A5	3218	A	C2-N3-C4	-6.98	107.11	110.60
36	A5	1149	G	N9-C4-C5	6.97	108.19	105.40
36	A1	359	U	C2-N3-C4	-6.97	122.82	127.00
36	A1	958	C	C5-C4-N4	6.97	125.08	120.20
36	A5	933	A	N1-C2-N3	6.97	132.79	129.30
36	A5	2917	G	N3-C4-N9	6.97	130.18	126.00
36	A5	1673	G	N1-C6-O6	-6.97	115.72	119.90
1	A2	1533	C	C4-C5-C6	6.97	120.88	117.40
36	A1	427	C	C2-N3-C4	-6.97	116.42	119.90
36	A1	2678	A	N1-C6-N6	-6.97	114.42	118.60
80	A6	605	A	C8-N9-C4	6.97	108.59	105.80
38	A8	70	G	C8-N9-C4	6.97	109.19	106.40
1	A2	1162	C	C6-N1-C2	-6.96	117.51	120.30
38	A4	6	U	C5-C4-O4	-6.96	121.72	125.90
36	A5	2314	U	C5-C6-N1	6.96	126.18	122.70
36	A5	369	A	N7-C8-N9	6.96	117.28	113.80
36	A1	650	C	N1-C2-O2	-6.96	114.72	118.90
36	A1	1132	C	C5-C4-N4	6.96	125.07	120.20
36	A1	1741	A	C4-C5-N7	6.96	114.18	110.70
36	A1	2169	G	C2-N3-C4	6.96	115.38	111.90
38	A8	112	U	C2-N1-C1'	-6.96	109.35	117.70
80	A6	1455	G	N9-C4-C5	6.96	108.18	105.40
36	A5	3172	A	C5-N7-C8	6.96	107.38	103.90

Continued on next page...

Continued from previous page...

Mol	Chain	Res	Type	Atoms	Z	Observed(°)	Ideal(°)
1	A2	61	A	N7-C8-N9	6.96	117.28	113.80
36	A1	2757	U	N1-C2-N3	6.96	119.08	114.90
80	A6	411	C	C4-C5-C6	6.96	120.88	117.40
36	A5	2631	U	C5-C6-N1	-6.96	119.22	122.70
36	A5	3070	A	C2-N3-C4	-6.96	107.12	110.60
36	A5	3099	C	C5-C6-N1	-6.96	117.52	121.00
80	A6	144	U	N1-C2-O2	6.96	127.67	122.80
38	A8	139	U	C5-C6-N1	-6.96	119.22	122.70
36	A1	352	A	C5-C6-N1	-6.95	114.22	117.70
36	A1	376	G	C4-C5-N7	-6.95	108.02	110.80
36	A1	1491	A	N7-C8-N9	-6.95	110.32	113.80
80	A6	647	G	N3-C4-N9	-6.95	121.83	126.00
36	A5	2644	C	N1-C2-O2	-6.95	114.73	118.90
36	A5	2689	A	C6-N1-C2	-6.95	114.43	118.60
36	A1	885	U	C2-N3-C4	-6.95	122.83	127.00
36	A1	2958	A	N7-C8-N9	-6.95	110.33	113.80
36	A5	751	A	C2-N3-C4	-6.95	107.12	110.60
36	A5	2249	G	C3'-C2'-C1'	-6.95	95.94	101.50
36	A1	963	G	N7-C8-N9	-6.95	109.62	113.10
36	A1	1371	G	N1-C6-O6	-6.95	115.73	119.90
36	A5	1199	C	C4-C5-C6	6.95	120.87	117.40
36	A1	653	A	C6-N1-C2	-6.95	114.43	118.60
36	A5	2626	A	C5-C6-N6	6.95	129.26	123.70
36	A5	3333	G	C5-C6-O6	-6.95	124.43	128.60
1	A2	981	U	N3-C2-O2	-6.95	117.34	122.20
1	A2	1782	A	N7-C8-N9	6.95	117.27	113.80
36	A1	1429	G	N1-C2-N2	-6.95	109.95	116.20
1	A2	542	A	C8-N9-C1'	-6.94	115.20	127.70
36	A1	1926	C	N3-C4-C5	6.94	124.68	121.90
36	A5	2184	U	C2-N3-C4	-6.94	122.83	127.00
80	A6	351	C	C2-N1-C1'	6.94	126.44	118.80
36	A1	2600	C	N3-C2-O2	-6.94	117.04	121.90
36	A1	3372	A	C5-C6-N1	6.94	121.17	117.70
36	A1	407	A	N7-C8-N9	6.94	117.27	113.80
36	A5	835	G	C5-C6-N1	6.94	114.97	111.50
36	A5	1834	U	N3-C4-O4	-6.94	114.54	119.40
1	A2	360	A	N9-C4-C5	-6.94	103.03	105.80
39	BA	207	VAL	CB-CA-C	-6.94	98.22	111.40
80	A6	1681	A	C2-N3-C4	-6.94	107.13	110.60
15	AN	22	ALA	C-N-CD	-6.93	105.34	120.60
36	A1	1182	A	C8-N9-C4	6.93	108.57	105.80
36	A1	2899	C	C5-C6-N1	-6.93	117.53	121.00

Continued on next page...

Continued from previous page...

Mol	Chain	Res	Type	Atoms	Z	Observed(°)	Ideal(°)
80	A6	1793	G	N1-C6-O6	-6.93	115.74	119.90
1	A2	1548	G	C2-N3-C4	6.93	115.36	111.90
36	A1	1858	A	C6-N1-C2	-6.93	114.44	118.60
36	A1	2977	G	C6-N1-C2	-6.93	120.94	125.10
80	A6	310	C	C4-C5-C6	6.93	120.86	117.40
36	A5	1285	G	C8-N9-C4	6.93	109.17	106.40
36	A5	1589	A	C2-N3-C4	6.93	114.06	110.60
36	A5	1833	G	C8-N9-C4	6.93	109.17	106.40
1	A2	1749	A	N9-C4-C5	-6.93	103.03	105.80
36	A5	857	G	N9-C4-C5	-6.93	102.63	105.40
36	A1	371	G	N9-C4-C5	-6.93	102.63	105.40
36	A1	987	U	C2-N3-C4	-6.93	122.84	127.00
36	A1	873	C	C6-N1-C2	-6.92	117.53	120.30
36	A1	1839	A	C8-N9-C4	-6.92	103.03	105.80
46	BH	62	ARG	NE-CZ-NH1	6.92	123.76	120.30
80	A6	385	A	C5-N7-C8	6.92	107.36	103.90
13	CL	103	ARG	NE-CZ-NH1	6.92	123.76	120.30
80	A6	65	A	N9-C4-C5	-6.92	103.03	105.80
36	A5	96	G	C5-C6-O6	6.92	132.75	128.60
36	A1	1851	G	N3-C4-N9	6.92	130.15	126.00
36	A1	2184	U	C2-N1-C1'	6.92	126.01	117.70
36	A5	343	U	C5-C4-O4	6.92	130.05	125.90
80	A6	339	C	N1-C2-O2	-6.92	114.75	118.90
80	A6	687	G	N9-C4-C5	6.92	108.17	105.40
1	A2	313	U	N3-C4-O4	-6.91	114.56	119.40
36	A1	903	U	C2-N3-C4	-6.91	122.85	127.00
36	A1	2393	G	C5-C6-O6	-6.91	124.45	128.60
36	A1	2631	U	N3-C4-O4	-6.91	114.56	119.40
37	A3	67	G	N1-C6-O6	6.91	124.05	119.90
36	A5	784	A	C5-C6-N6	-6.91	118.17	123.70
36	A5	2412	G	N3-C4-C5	-6.91	125.14	128.60
37	A7	74	C	N1-C2-O2	-6.91	114.75	118.90
52	DO	3[B]	SER	CA-C-N	-6.91	101.99	117.20
68	De	33	ARG	NE-CZ-NH1	6.91	123.76	120.30
1	A2	736	C	C6-N1-C1'	-6.91	112.51	120.80
36	A1	2941	A	C5-C6-N1	6.91	121.16	117.70
36	A5	3020	U	N1-C2-O2	-6.91	117.96	122.80
36	A1	57	A	C2-N3-C4	-6.91	107.14	110.60
36	A1	83	U	C2-N3-C4	-6.91	122.85	127.00
36	A1	644	G	N1-C6-O6	-6.91	115.75	119.90
36	A1	2836	C	N3-C2-O2	-6.91	117.06	121.90
36	A1	3057	U	N1-C2-N3	6.91	119.05	114.90

Continued on next page...

Continued from previous page...

Mol	Chain	Res	Type	Atoms	Z	Observed(°)	Ideal(°)
36	A1	24	G	C6-N1-C2	-6.91	120.95	125.10
36	A1	1460	A	C5-C6-N1	6.91	121.15	117.70
36	A1	1515	A	C6-C5-N7	-6.91	127.46	132.30
38	A4	13	A	C5-C6-N6	-6.91	118.17	123.70
36	A5	942	U	C5-C4-O4	-6.91	121.75	125.90
36	A5	1210	U	N3-C2-O2	-6.91	117.36	122.20
36	A5	3362	A	C6-C5-N7	-6.91	127.46	132.30
36	A5	3362	A	C5-C6-N1	-6.91	114.25	117.70
36	A1	967	A	N7-C8-N9	-6.91	110.35	113.80
36	A1	2252	A	C8-N9-C4	-6.91	103.04	105.80
37	A3	88	G	N1-C6-O6	-6.91	115.76	119.90
36	A1	1646	G	C5-C6-O6	-6.91	124.46	128.60
36	A1	302	U	N3-C4-C5	6.90	118.74	114.60
36	A1	917	A	N1-C6-N6	-6.90	114.46	118.60
36	A5	1609	C	N3-C4-N4	6.90	122.83	118.00
73	Dj	73	ARG	NE-CZ-NH2	-6.90	116.85	120.30
36	A1	1130	A	C5-C6-N6	-6.90	118.18	123.70
36	A1	3179	U	N3-C2-O2	-6.90	117.37	122.20
36	A5	2732	G	N3-C2-N2	6.90	124.73	119.90
36	A1	339	C	C5-C4-N4	6.90	125.03	120.20
80	A6	868	G	C5-C6-O6	-6.90	124.46	128.60
36	A5	3019	U	C2-N3-C4	-6.90	122.86	127.00
80	A6	29	U	N3-C2-O2	-6.90	117.37	122.20
36	A5	1883	A	N1-C6-N6	-6.90	114.46	118.60
36	A1	1741	A	C5-N7-C8	-6.89	100.45	103.90
36	A5	221	A	C8-N9-C4	6.89	108.56	105.80
36	A1	980	A	C8-N9-C4	-6.89	103.04	105.80
80	A6	987	G	C5-C6-O6	-6.89	124.46	128.60
48	DJ	9	MET	N-CA-C	-6.89	92.39	111.00
80	A6	354	C	N3-C4-C5	6.89	124.66	121.90
36	A5	419	G	N3-C4-N9	6.89	130.13	126.00
36	A1	1150	A	C5-C6-N1	-6.89	114.25	117.70
46	BH	91	ARG	NE-CZ-NH1	-6.89	116.86	120.30
1	A2	1206	U	N3-C4-O4	6.89	124.22	119.40
38	A4	142	C	N1-C2-O2	-6.89	114.77	118.90
80	A6	638	U	N1-C2-O2	6.89	127.62	122.80
36	A5	1603	A	C8-N9-C4	-6.89	103.05	105.80
36	A1	1932	A	C2-N3-C4	6.88	114.04	110.60
36	A1	2288	G	N7-C8-N9	6.88	116.54	113.10
36	A5	1370	G	N1-C2-N2	-6.88	110.00	116.20
36	A5	2246	G	C8-N9-C4	-6.88	103.65	106.40
1	A2	305	C	C6-N1-C2	-6.88	117.55	120.30

Continued on next page...

Continued from previous page...

Mol	Chain	Res	Type	Atoms	Z	Observed(°)	Ideal(°)
1	A2	1361	U	N1-C2-O2	6.88	127.62	122.80
80	A6	1124	A	C8-N9-C4	6.88	108.55	105.80
80	A6	1631	A	C2-N3-C4	-6.88	107.16	110.60
36	A5	833	G	C6-N1-C2	-6.88	120.97	125.10
36	A5	1875	G	N1-C6-O6	-6.88	115.77	119.90
36	A1	356	C	C2-N3-C4	-6.88	116.46	119.90
80	A6	1592	A	N1-C2-N3	6.88	132.74	129.30
36	A1	317	A	N1-C2-N3	-6.88	125.86	129.30
36	A1	2641	U	C5-C6-N1	-6.88	119.26	122.70
36	A1	2669	G	C2-N3-C4	-6.88	108.46	111.90
80	A6	418	G	N7-C8-N9	6.88	116.54	113.10
36	A5	2978	U	N3-C4-O4	-6.88	114.58	119.40
36	A1	2980	U	N3-C2-O2	-6.88	117.39	122.20
36	A5	1406	A	N1-C2-N3	6.88	132.74	129.30
36	A1	2306	C	C6-N1-C2	-6.88	117.55	120.30
36	A1	2952	G	N3-C4-C5	6.88	132.04	128.60
1	A2	92	A	N9-C4-C5	6.87	108.55	105.80
36	A5	864	G	C6-N1-C2	-6.87	120.98	125.10
36	A5	2207	A	N1-C6-N6	6.87	122.72	118.60
36	A5	2695	A	N7-C8-N9	6.87	117.24	113.80
36	A5	3308	C	C6-N1-C2	-6.87	117.55	120.30
36	A1	369	A	N1-C2-N3	-6.87	125.86	129.30
36	A1	3343	G	N1-C2-N2	-6.87	110.02	116.20
36	A5	3376	A	N7-C8-N9	6.87	117.24	113.80
36	A1	1374	G	N3-C2-N2	6.87	124.71	119.90
36	A5	857	G	C8-N9-C4	6.87	109.15	106.40
36	A5	1513	G	N7-C8-N9	6.87	116.53	113.10
36	A5	1903	U	N3-C4-C5	-6.87	110.48	114.60
36	A1	1346	G	C2-N3-C4	-6.87	108.47	111.90
56	BS	167	ARG	NE-CZ-NH1	6.87	123.73	120.30
36	A5	2705	A	C2-N3-C4	6.87	114.03	110.60
36	A1	1409	G	N9-C4-C5	6.87	108.15	105.40
36	A1	2921	U	N3-C4-C5	6.87	118.72	114.60
36	A1	3268	A	C2-N3-C4	-6.87	107.17	110.60
38	A4	67	U	C5-C6-N1	-6.87	119.27	122.70
36	A5	1417	G	C5-C6-N1	6.86	114.93	111.50
36	A5	2382	G	N1-C6-O6	-6.86	115.78	119.90
36	A1	580	C	C6-N1-C2	-6.86	117.56	120.30
36	A1	2279	A	C4-C5-N7	6.86	114.13	110.70
80	A6	18	C	N1-C2-O2	-6.86	114.78	118.90
80	A6	467	G	N1-C6-O6	-6.86	115.78	119.90
36	A5	2884	C	N1-C2-O2	-6.86	114.78	118.90

Continued on next page...

Continued from previous page...

Mol	Chain	Res	Type	Atoms	Z	Observed(°)	Ideal(°)
36	A1	2306	C	C5-C4-N4	6.86	125.00	120.20
80	A6	87	C	C4-C5-C6	6.86	120.83	117.40
51	BN	105	ARG	NE-CZ-NH1	6.86	123.73	120.30
80	A6	638	U	N3-C2-O2	-6.86	117.40	122.20
1	A2	453	U	N1-C2-O2	6.86	127.60	122.80
36	A5	189	G	N1-C6-O6	-6.86	115.78	119.90
36	A5	3105	U	N3-C2-O2	6.86	127.00	122.20
36	A1	281	G	N7-C8-N9	6.86	116.53	113.10
80	A6	1782	A	N7-C8-N9	6.86	117.23	113.80
36	A1	3230	G	C6-N1-C2	-6.85	120.99	125.10
36	A5	2729	U	C5-C6-N1	6.85	126.13	122.70
36	A1	187	A	N3-C4-C5	-6.85	122.00	126.80
36	A1	988	U	N3-C4-O4	-6.85	114.60	119.40
36	A5	2524	A	C3'-C2'-C1'	-6.85	96.02	101.50
36	A5	2987	A	C5-N7-C8	6.85	107.33	103.90
36	A1	1191	U	N1-C2-N3	6.85	119.01	114.90
36	A1	715	A	N7-C8-N9	6.85	117.22	113.80
36	A1	2982	A	C8-N9-C4	6.85	108.54	105.80
36	A5	693	A	N1-C6-N6	-6.85	114.49	118.60
36	A5	2385	G	C2-N3-C4	-6.85	108.47	111.90
36	A5	3176	G	N1-C2-N3	6.85	128.01	123.90
80	A6	9	U	C2-N3-C4	-6.85	122.89	127.00
36	A5	881	C	C2-N3-C4	6.85	123.32	119.90
37	A7	112	G	C5-C6-O6	6.85	132.71	128.60
36	A1	517	G	N9-C4-C5	6.85	108.14	105.40
36	A1	1515	A	N1-C6-N6	6.84	122.71	118.60
36	A5	3149	G	C2-N3-C4	-6.84	108.48	111.90
36	A1	2823	G	C5-N7-C8	6.84	107.72	104.30
1	A2	934	C	C2-N1-C1'	6.84	126.33	118.80
80	A6	337	G	N1-C2-N3	-6.84	119.80	123.90
80	A6	351	C	N3-C4-C5	-6.84	119.16	121.90
36	A1	1076	C	C6-N1-C2	6.84	123.04	120.30
36	A5	2237	C	N1-C2-O2	6.84	123.00	118.90
36	A5	2359	C	C6-N1-C2	6.84	123.04	120.30
36	A1	1136	A	C5-C6-N1	6.84	121.12	117.70
80	A6	372	G	C8-N9-C4	6.84	109.14	106.40
80	A6	617	U	C6-N1-C2	-6.84	116.90	121.00
36	A5	815	G	C4-C5-N7	-6.84	108.06	110.80
36	A5	1297	C	N1-C2-O2	-6.84	114.80	118.90
36	A5	2362	C	N3-C4-C5	6.84	124.64	121.90
36	A5	2401	A	C2-N3-C4	6.84	114.02	110.60
36	A1	584	G	N9-C4-C5	6.83	108.13	105.40

Continued on next page...

Continued from previous page...

Mol	Chain	Res	Type	Atoms	Z	Observed(°)	Ideal(°)
37	A3	22	A	N1-C6-N6	6.83	122.70	118.60
80	A6	1030	A	N9-C4-C5	6.83	108.53	105.80
80	A6	1796	C	N3-C4-N4	-6.83	113.22	118.00
36	A5	3056	U	N1-C2-N3	6.83	119.00	114.90
1	A2	73	U	O4'-C1'-N1	6.83	113.67	108.20
36	A1	2816	G	C5-C6-O6	-6.83	124.50	128.60
36	A1	3015	G	C5-C6-N1	6.83	114.92	111.50
38	A4	25	G	C5-N7-C8	6.83	107.72	104.30
80	A6	342	C	C4-C5-C6	6.83	120.81	117.40
36	A1	1592	G	C5-N7-C8	-6.83	100.89	104.30
40	BB	7	GLU	OE1-CD-OE2	-6.83	115.10	123.30
36	A5	2664	C	N3-C4-C5	6.83	124.63	121.90
36	A5	3081	C	C4-C5-C6	-6.83	113.98	117.40
36	A1	750	G	C5-C6-O6	6.83	132.70	128.60
36	A1	2280	A	N1-C6-N6	6.83	122.70	118.60
80	A6	1246	C	N3-C2-O2	-6.83	117.12	121.90
36	A5	1868	G	C8-N9-C4	6.83	109.13	106.40
1	A2	1146	G	C8-N9-C4	-6.83	103.67	106.40
36	A1	1169	A	C6-C5-N7	-6.83	127.52	132.30
36	A1	1695	U	C5-C6-N1	-6.83	119.29	122.70
36	A5	622	A	C5-C6-N6	-6.83	118.24	123.70
36	A5	1902	G	C6-N1-C2	-6.83	121.00	125.10
36	A5	1941	C	C2-N3-C4	-6.83	116.49	119.90
1	A2	607	G	N1-C6-O6	6.82	123.99	119.90
36	A1	3172	A	C8-N9-C4	6.82	108.53	105.80
80	A6	453	U	C6-N1-C2	-6.82	116.91	121.00
80	A6	1472	C	N3-C4-N4	-6.82	113.22	118.00
1	A2	1319	A	N1-C6-N6	6.82	122.69	118.60
36	A1	331	G	C4-C5-N7	-6.82	108.07	110.80
36	A1	1858	A	C4-N9-C1'	6.82	138.58	126.30
36	A5	2400	G	N3-C4-C5	6.82	132.01	128.60
36	A5	3321	C	C4-C5-C6	6.82	120.81	117.40
36	A5	1481	A	P-O3'-C3'	6.82	127.88	119.70
38	A8	23	U	N1-C2-N3	6.82	118.99	114.90
36	A1	639	G	C6-C5-N7	-6.82	126.31	130.40
36	A5	578	A	C5-C6-N6	-6.82	118.25	123.70
41	DC	90	PHE	C-N-CA	-6.82	107.98	122.30
38	A4	7	U	C5-C6-N1	-6.82	119.29	122.70
36	A5	1124	U	N1-C2-O2	6.81	127.57	122.80
36	A5	1941	C	N3-C4-C5	6.81	124.62	121.90
36	A1	851	C	C2-N1-C1'	6.81	126.30	118.80
36	A5	1138	U	N3-C4-C5	6.81	118.69	114.60

Continued on next page...

Continued from previous page...

Mol	Chain	Res	Type	Atoms	Z	Observed(°)	Ideal(°)
36	A5	1940	G	N1-C6-O6	-6.81	115.81	119.90
36	A5	2389	C	C2-N3-C4	-6.81	116.49	119.90
36	A5	2821	C	C6-N1-C2	-6.81	117.58	120.30
1	A2	240	U	C2-N1-C1'	6.81	125.87	117.70
36	A1	1489	A	C6-C5-N7	-6.81	127.53	132.30
1	A2	1611	A	N1-C2-N3	6.81	132.71	129.30
36	A1	545	U	N3-C2-O2	-6.81	117.43	122.20
36	A5	327	A	C8-N9-C4	6.81	108.52	105.80
36	A5	1369	A	C8-N9-C4	6.81	108.52	105.80
36	A5	3101	G	C5-C6-O6	6.81	132.69	128.60
36	A1	2678	A	N9-C4-C5	6.81	108.52	105.80
36	A1	2865	U	C5-C4-O4	-6.81	121.82	125.90
36	A5	41	G	C4-C5-N7	6.81	113.52	110.80
36	A5	1448	U	C2-N3-C4	-6.81	122.92	127.00
1	A2	410	A	C8-N9-C4	6.81	108.52	105.80
40	BB	19	ARG	NE-CZ-NH2	-6.81	116.90	120.30
1	A2	1195	C	C6-N1-C2	-6.80	117.58	120.30
38	A4	63	G	N1-C6-O6	-6.80	115.82	119.90
36	A5	1652	G	N7-C8-N9	-6.80	109.70	113.10
36	A5	2524	A	C4-C5-N7	6.80	114.10	110.70
36	A1	637	C	N1-C2-N3	6.80	123.96	119.20
36	A1	864	G	N1-C6-O6	-6.80	115.82	119.90
36	A1	2111	G	C5-C6-O6	6.80	132.68	128.60
36	A5	1556	C	C6-N1-C2	-6.80	117.58	120.30
36	A5	2341	A	N9-C4-C5	-6.80	103.08	105.80
1	A2	360	A	C8-N9-C4	6.80	108.52	105.80
36	A5	564	G	C4-C5-N7	-6.80	108.08	110.80
36	A1	1411	C	N3-C2-O2	-6.80	117.14	121.90
36	A1	2222	A	N9-C4-C5	6.80	108.52	105.80
36	A5	3374	U	N3-C4-O4	-6.80	114.64	119.40
36	A1	347	G	C8-N9-C4	6.80	109.12	106.40
36	A5	669	U	C2-N3-C4	-6.80	122.92	127.00
36	A1	1906	G	C5-C6-O6	-6.80	124.52	128.60
36	A1	2237	C	N3-C4-C5	6.80	124.62	121.90
36	A5	1205	A	N7-C8-N9	6.80	117.20	113.80
36	A5	2434	U	C5-C4-O4	6.80	129.98	125.90
36	A1	948	C	C4-C5-C6	6.79	120.80	117.40
36	A1	1173	U	C2-N3-C4	-6.79	122.92	127.00
80	A6	1085	G	C5-C6-O6	6.79	132.68	128.60
37	A7	11	A	C5-N7-C8	6.79	107.30	103.90
1	A2	1006	C	C6-N1-C2	-6.79	117.58	120.30
36	A5	2619	G	C5-C6-O6	-6.79	124.52	128.60

Continued on next page...

Continued from previous page...

Mol	Chain	Res	Type	Atoms	Z	Observed(°)	Ideal(°)
36	A1	2639	G	C8-N9-C4	6.79	109.12	106.40
36	A5	63	A	N1-C6-N6	6.79	122.67	118.60
36	A1	394	G	N3-C2-N2	6.79	124.65	119.90
36	A1	521	A	N9-C4-C5	-6.79	103.08	105.80
36	A1	548	G	N3-C4-C5	6.79	132.00	128.60
36	A1	2362	C	N1-C2-O2	6.79	122.97	118.90
36	A1	2826	U	C5-C6-N1	-6.79	119.31	122.70
36	A1	2830	G	N3-C2-N2	-6.79	115.15	119.90
36	A5	2692	A	N1-C6-N6	-6.79	114.53	118.60
1	A2	1318	G	N1-C6-O6	6.79	123.97	119.90
36	A1	1060	U	C2-N3-C4	-6.79	122.93	127.00
36	A1	1200	A	N1-C6-N6	-6.79	114.53	118.60
36	A1	1329	U	N3-C2-O2	-6.79	117.45	122.20
36	A1	2351	U	N3-C2-O2	-6.79	117.45	122.20
79	Dp	17	ARG	NE-CZ-NH1	-6.79	116.91	120.30
80	A6	622	A	C4-C5-N7	-6.79	107.31	110.70
1	A2	142	G	N1-C2-N2	6.79	122.31	116.20
36	A1	383	G	C8-N9-C4	6.79	109.11	106.40
36	A1	1137	C	N1-C2-N3	6.79	123.95	119.20
47	DI	48	LEU	CA-CB-CG	6.79	130.91	115.30
38	A8	38	U	C4-C5-C6	6.78	123.77	119.70
1	A2	1762	A	C8-N9-C4	6.78	108.51	105.80
36	A1	895	A	N3-C4-N9	-6.78	121.97	127.40
36	A1	2650	U	C5-C4-O4	6.78	129.97	125.90
36	A5	1327	C	N3-C2-O2	-6.78	117.15	121.90
36	A1	304	G	N1-C2-N2	6.78	122.30	116.20
36	A1	1300	G	C8-N9-C4	6.78	109.11	106.40
36	A1	1432	C	C6-N1-C2	-6.78	117.59	120.30
80	A6	622	A	C8-N9-C4	-6.78	103.09	105.80
36	A5	838	G	C5-C6-O6	6.78	132.67	128.60
36	A5	1449	A	C6-C5-N7	-6.78	127.55	132.30
36	A5	2824	G	C4-C5-N7	-6.78	108.09	110.80
37	A7	49	G	C8-N9-C4	6.78	109.11	106.40
36	A1	3137	C	N1-C2-O2	-6.78	114.83	118.90
36	A1	30	G	N1-C2-N2	-6.78	110.10	116.20
80	A6	430	G	C5-C6-O6	-6.78	124.53	128.60
36	A5	2730	G	C2-N3-C4	-6.78	108.51	111.90
36	A5	2810	C	C4-C5-C6	6.78	120.79	117.40
36	A5	3076	C	C2-N3-C4	-6.78	116.51	119.90
36	A5	48	A	C8-N9-C4	-6.78	103.09	105.80
36	A5	413	U	C4-C5-C6	6.78	123.77	119.70
36	A5	1130	A	N1-C2-N3	-6.77	125.91	129.30

Continued on next page...

Continued from previous page...

Mol	Chain	Res	Type	Atoms	Z	Observed(°)	Ideal(°)
36	A5	1469	C	C6-N1-C2	-6.77	117.59	120.30
36	A1	2231	C	C6-N1-C2	6.77	123.01	120.30
36	A5	652	G	C6-N1-C2	-6.77	121.04	125.10
36	A5	1685	C	N3-C2-O2	-6.77	117.16	121.90
36	A1	2831	G	N3-C2-N2	-6.77	115.16	119.90
36	A5	146	U	C5-C4-O4	6.77	129.96	125.90
36	A5	2693	C	N1-C2-O2	6.77	122.96	118.90
1	A2	553	G	N1-C2-N2	6.77	122.29	116.20
31	Ad	36	LEU	CA-CB-CG	6.77	130.87	115.30
36	A1	2357	A	C4-C5-C6	6.77	120.39	117.00
80	A6	297	U	N3-C4-O4	6.77	124.14	119.40
80	A6	777	C	C5-C6-N1	6.77	124.38	121.00
80	A6	1614	A	N7-C8-N9	6.77	117.19	113.80
36	A5	2899	C	C4-C5-C6	6.77	120.78	117.40
37	A7	22	A	N1-C6-N6	6.77	122.66	118.60
36	A1	2350	C	N3-C4-C5	6.77	124.61	121.90
36	A1	2392	C	C5-C4-N4	-6.77	115.46	120.20
36	A5	2932	U	N3-C2-O2	-6.77	117.46	122.20
1	A2	1190	C	C6-N1-C2	6.77	123.01	120.30
36	A1	1495	U	C6-N1-C1'	6.77	130.67	121.20
36	A1	2378	C	N3-C4-N4	6.77	122.74	118.00
80	A6	163	G	C8-N9-C1'	6.77	135.80	127.00
36	A1	593	C	N1-C2-O2	-6.76	114.84	118.90
36	A1	2808	A	C4-C5-C6	6.76	120.38	117.00
36	A1	3083	G	N3-C4-N9	6.76	130.06	126.00
4	CC	235	LEU	CA-CB-CG	6.76	130.86	115.30
36	A5	644	G	N3-C4-C5	-6.76	125.22	128.60
36	A5	960	U	N3-C2-O2	-6.76	117.46	122.20
36	A5	1843	C	N3-C2-O2	-6.76	117.17	121.90
36	A1	1007	U	C5-C6-N1	-6.76	119.32	122.70
36	A1	1417	G	C8-N9-C4	6.76	109.11	106.40
36	A1	1615	C	C2-N3-C4	-6.76	116.52	119.90
36	A1	2984	C	N3-C4-N4	-6.76	113.27	118.00
36	A1	3034	C	N3-C2-O2	-6.76	117.17	121.90
38	A4	58	G	N9-C4-C5	-6.76	102.70	105.40
80	A6	677	G	N3-C4-C5	6.76	131.98	128.60
80	A6	1008	G	C5-C6-O6	-6.76	124.54	128.60
36	A5	749	C	C6-N1-C2	-6.76	117.59	120.30
36	A5	888	A	C5-C6-N1	-6.76	114.32	117.70
36	A5	2820	A	C6-N1-C2	-6.76	114.54	118.60
36	A5	3088	G	N3-C2-N2	6.76	124.63	119.90
36	A5	3313	U	C5-C4-O4	6.76	129.96	125.90

Continued on next page...

Continued from previous page...

Mol	Chain	Res	Type	Atoms	Z	Observed(°)	Ideal(°)
36	A1	1665	C	C2-N3-C4	-6.76	116.52	119.90
36	A5	205	C	N3-C2-O2	-6.76	117.17	121.90
36	A5	1116	G	N9-C4-C5	6.76	108.10	105.40
36	A5	1421	G	C2-N3-C4	-6.76	108.52	111.90
36	A5	3375	A	C2-N3-C4	6.76	113.98	110.60
36	A1	1405	U	C5-C6-N1	-6.76	119.32	122.70
36	A1	2611	U	C2-N3-C4	-6.76	122.94	127.00
80	A6	617	U	C2-N1-C1'	6.76	125.81	117.70
36	A1	1492	G	C4-C5-C6	6.76	122.85	118.80
36	A1	2274	U	N3-C2-O2	-6.76	117.47	122.20
80	A6	354	C	C4-C5-C6	-6.76	114.02	117.40
36	A5	2391	G	N7-C8-N9	6.76	116.48	113.10
36	A5	2647	A	N1-C6-N6	-6.76	114.55	118.60
1	A2	539	G	N7-C8-N9	6.75	116.48	113.10
36	A1	2415	C	C5-C6-N1	-6.75	117.62	121.00
36	A5	345	G	N1-C2-N2	-6.75	110.12	116.20
36	A5	890	C	N3-C4-C5	6.75	124.60	121.90
36	A1	3279	A	N7-C8-N9	6.75	117.17	113.80
80	A6	95	G	C8-N9-C4	-6.75	103.70	106.40
80	A6	426	G	N3-C4-C5	-6.75	125.22	128.60
36	A5	1910	A	N7-C8-N9	-6.75	110.42	113.80
37	A7	50	U	C5-C6-N1	6.75	126.08	122.70
1	A2	1210	C	N3-C4-C5	-6.75	119.20	121.90
36	A5	908	G	C4-N9-C1'	6.75	135.27	126.50
36	A5	2908	G	C5-C6-O6	6.75	132.65	128.60
36	A1	2286	U	N1-C2-N3	6.75	118.95	114.90
80	A6	44	U	N1-C2-N3	6.75	118.95	114.90
80	A6	543	C	C5-C4-N4	6.75	124.92	120.20
80	A6	624	G	C8-N9-C4	6.75	109.10	106.40
80	A6	1280	C	C4-C5-C6	6.75	120.77	117.40
36	A5	776	U	N3-C4-O4	-6.75	114.68	119.40
36	A5	1197	A	N1-C2-N3	6.75	132.67	129.30
36	A5	2584	G	C8-N9-C1'	-6.75	118.23	127.00
36	A1	2174	G	N7-C8-N9	6.75	116.47	113.10
36	A5	95	A	C5-C6-N6	-6.75	118.30	123.70
36	A1	96	G	C2-N3-C4	-6.74	108.53	111.90
36	A1	397	A	N1-C6-N6	-6.74	114.55	118.60
36	A1	1181	U	C5-C6-N1	-6.74	119.33	122.70
36	A1	2702	A	C8-N9-C4	-6.74	103.10	105.80
36	A5	3324	C	C6-N1-C2	6.74	123.00	120.30
36	A5	2685	C	C2-N3-C4	-6.74	116.53	119.90
36	A1	2153	U	N1-C2-N3	6.74	118.94	114.90

Continued on next page...

Continued from previous page...

Mol	Chain	Res	Type	Atoms	Z	Observed(°)	Ideal(°)
36	A1	3319	U	N3-C2-O2	-6.74	117.48	122.20
36	A5	887	G	C2-N3-C4	-6.74	108.53	111.90
36	A5	2830	G	C4-C5-N7	-6.74	108.10	110.80
36	A1	1138	U	C2-N3-C4	-6.74	122.96	127.00
80	A6	382	C	N3-C4-C5	6.74	124.59	121.90
36	A5	322	U	C5-C4-O4	-6.74	121.86	125.90
36	A5	644	G	C8-N9-C4	-6.74	103.70	106.40
36	A1	1517	G	C5-N7-C8	6.74	107.67	104.30
36	A5	1134	G	C5-C6-N1	6.74	114.87	111.50
36	A1	374	A	C5-C6-N6	6.74	129.09	123.70
36	A1	649	A	C5-C6-N6	6.74	129.09	123.70
36	A1	1911	A	N9-C4-C5	-6.74	103.11	105.80
36	A5	1375	G	C2-N3-C4	6.74	115.27	111.90
36	A5	2317	A	N7-C8-N9	6.74	117.17	113.80
36	A5	3336	A	N1-C2-N3	6.74	132.67	129.30
36	A5	1911	A	C5-C6-N6	-6.73	118.31	123.70
36	A1	197	G	C5-C6-O6	-6.73	124.56	128.60
36	A1	1339	C	C5-C6-N1	-6.73	117.63	121.00
80	A6	1329	A	N9-C4-C5	-6.73	103.11	105.80
36	A5	2145	A	N1-C6-N6	-6.73	114.56	118.60
36	A1	1491	A	C8-N9-C4	6.73	108.49	105.80
36	A1	1507	G	C4-C5-C6	6.73	122.84	118.80
36	A5	1686	U	C5-C4-O4	-6.73	121.86	125.90
36	A5	2231	C	C4-C5-C6	6.73	120.77	117.40
56	DS	40	ARG	CG-CD-NE	6.73	125.94	111.80
1	A2	89	G	N7-C8-N9	-6.73	109.74	113.10
36	A1	928	C	C6-N1-C2	-6.73	117.61	120.30
36	A5	1056	U	N3-C4-O4	6.73	124.11	119.40
36	A5	1652	G	C5-N7-C8	6.73	107.66	104.30
36	A1	1309	U	N1-C2-O2	-6.73	118.09	122.80
80	A6	1095	U	C5-C6-N1	-6.73	119.34	122.70
36	A5	587	U	N3-C4-C5	6.73	118.64	114.60
36	A5	1044	U	C5-C6-N1	-6.73	119.34	122.70
36	A5	2920	U	C2-N3-C4	-6.73	122.96	127.00
36	A1	758	C	C6-N1-C2	-6.72	117.61	120.30
36	A1	1164	G	C8-N9-C4	-6.72	103.71	106.40
80	A6	1478	G	C6-C5-N7	-6.72	126.37	130.40
36	A5	1496	C	C2-N1-C1'	6.72	126.20	118.80
36	A1	410	U	N1-C2-N3	6.72	118.93	114.90
53	BP	131	ARG	NE-CZ-NH1	-6.72	116.94	120.30
36	A5	518	G	C4-C5-N7	6.72	113.49	110.80
36	A5	1392	G	C5-N7-C8	6.72	107.66	104.30

Continued on next page...

Continued from previous page...

Mol	Chain	Res	Type	Atoms	Z	Observed(°)	Ideal(°)
36	A5	1113	G	N3-C4-C5	6.72	131.96	128.60
36	A5	3309	G	C5-C6-O6	-6.72	124.57	128.60
36	A5	3140	G	C5-C6-O6	-6.72	124.57	128.60
36	A5	3050	U	N3-C4-O4	-6.72	114.70	119.40
36	A1	251	G	C4-N9-C1'	6.71	135.23	126.50
36	A1	1169	A	C5-C6-N1	-6.71	114.34	117.70
44	BF	160	ARG	NE-CZ-NH1	6.71	123.66	120.30
36	A5	215	G	C8-N9-C4	-6.71	103.71	106.40
1	A2	838	G	C8-N9-C4	6.71	109.08	106.40
36	A5	413	U	C5-C6-N1	-6.71	119.34	122.70
36	A5	1206	G	C8-N9-C4	-6.71	103.72	106.40
36	A5	2868	U	N3-C4-C5	6.71	118.63	114.60
1	A2	1246	C	N3-C2-O2	-6.71	117.20	121.90
1	A2	1521	G	N3-C4-C5	-6.71	125.24	128.60
36	A1	1339	C	N1-C2-N3	6.71	123.90	119.20
36	A1	2187	G	C6-C5-N7	-6.71	126.37	130.40
36	A1	2735	U	C4-C5-C6	-6.71	115.67	119.70
80	A6	119	A	C2-N3-C4	-6.71	107.24	110.60
36	A5	2892	A	N9-C4-C5	6.71	108.48	105.80
36	A5	3140	G	N1-C6-O6	6.71	123.93	119.90
36	A1	196	G	N9-C4-C5	-6.71	102.72	105.40
36	A5	2767	U	C5-C4-O4	6.71	129.93	125.90
36	A5	1042	U	C5-C4-O4	6.71	129.93	125.90
36	A5	2407	C	C5-C4-N4	-6.71	115.50	120.20
36	A5	3266	G	N1-C6-O6	-6.71	115.87	119.90
36	A1	943	U	C2-N3-C4	-6.71	122.98	127.00
40	BB	323	MET	CG-SD-CE	-6.71	89.47	100.20
36	A1	2909	U	C5-C4-O4	-6.71	121.88	125.90
36	A5	2422	C	N1-C2-O2	6.71	122.92	118.90
36	A1	637	C	O4'-C1'-N1	6.70	113.56	108.20
36	A1	1478	C	C6-N1-C2	6.70	122.98	120.30
36	A5	2135	U	C6-N1-C2	6.70	125.02	121.00
37	A7	25	G	N1-C6-O6	6.70	123.92	119.90
1	A2	192	U	C2-N1-C1'	6.70	125.74	117.70
36	A1	2649	A	N7-C8-N9	-6.70	110.45	113.80
36	A5	1882	G	C4-C5-N7	-6.70	108.12	110.80
38	A8	42	G	C4-N9-C1'	-6.70	117.79	126.50
36	A5	3214	U	N1-C2-O2	6.70	127.49	122.80
36	A5	614	C	C6-N1-C2	6.70	122.98	120.30
36	A5	2929	C	N1-C2-O2	-6.70	114.88	118.90
36	A1	1452	A	C8-N9-C4	6.70	108.48	105.80
36	A5	835	G	C6-N1-C2	-6.70	121.08	125.10

Continued on next page...

Continued from previous page...

Mol	Chain	Res	Type	Atoms	Z	Observed(°)	Ideal(°)
36	A5	1042	U	N1-C2-O2	6.70	127.49	122.80
36	A1	2860	U	N1-C2-N3	-6.69	110.88	114.90
1	A2	266	A	N9-C4-C5	-6.69	103.12	105.80
1	A2	340	U	N1-C2-O2	6.69	127.48	122.80
36	A1	426	G	N9-C4-C5	-6.69	102.72	105.40
80	A6	110	U	N3-C4-C5	6.69	118.61	114.60
36	A5	1057	A	N9-C4-C5	-6.69	103.12	105.80
38	A8	25	G	C5-C6-O6	6.69	132.62	128.60
36	A1	660	A	C8-N9-C4	6.69	108.48	105.80
36	A1	1305	U	N3-C4-O4	-6.69	114.72	119.40
36	A5	376	G	C2-N3-C4	6.69	115.25	111.90
50	DM	72	LEU	CA-CB-CG	6.69	130.69	115.30
36	A5	649	A	C8-N9-C4	-6.69	103.12	105.80
1	A2	736	C	C5-C6-N1	6.69	124.34	121.00
36	A1	361	A	N1-C6-N6	-6.69	114.59	118.60
36	A1	1387	G	C5-N7-C8	6.69	107.64	104.30
36	A1	2390	A	C6-N1-C2	-6.69	114.59	118.60
36	A1	2809	C	N1-C2-O2	6.69	122.91	118.90
80	A6	1783	C	C4-C5-C6	6.69	120.74	117.40
4	CC	111	VAL	CB-CA-C	-6.69	98.69	111.40
36	A5	400	G	C4-C5-N7	6.69	113.47	110.80
36	A1	339	C	N3-C2-O2	-6.69	117.22	121.90
36	A1	2175	U	C5-C6-N1	-6.68	119.36	122.70
36	A1	3110	C	C6-N1-C2	-6.68	117.63	120.30
36	A5	620	U	C5-C6-N1	6.68	126.04	122.70
36	A5	2411	U	N3-C4-O4	-6.68	114.72	119.40
36	A5	3138	U	N1-C2-N3	6.68	118.91	114.90
39	DA	246	LEU	CA-CB-CG	6.68	130.68	115.30
36	A1	1325	U	N1-C2-O2	-6.68	118.12	122.80
36	A1	1451	C	C6-N1-C2	6.68	122.97	120.30
36	A1	1513	G	C8-N9-C4	-6.68	103.73	106.40
36	A1	1537	A	N1-C6-N6	6.68	122.61	118.60
36	A1	2808	A	N9-C4-C5	-6.68	103.13	105.80
36	A5	436	A	N7-C8-N9	6.68	117.14	113.80
36	A5	1392	G	N9-C4-C5	-6.68	102.73	105.40
36	A5	1848	G	C6-C5-N7	-6.68	126.39	130.40
36	A5	3185	U	C5-C6-N1	-6.68	119.36	122.70
36	A1	2870	C	C4-C5-C6	-6.68	114.06	117.40
80	A6	232	U	C2-N1-C1'	6.68	125.72	117.70
36	A5	2279	A	N1-C2-N3	6.68	132.64	129.30
1	A2	1679	G	N3-C4-C5	-6.68	125.26	128.60
52	BO	104[B]	ILE	O-C-N	6.68	133.38	122.70

Continued on next page...

Continued from previous page...

Mol	Chain	Res	Type	Atoms	Z	Observed(°)	Ideal(°)
80	A6	1206	U	N3-C4-O4	6.68	124.07	119.40
1	A2	1258	U	C5-C4-O4	6.68	129.91	125.90
36	A5	3128	G	C5-C6-O6	-6.68	124.59	128.60
36	A1	546	C	C6-N1-C2	-6.67	117.63	120.30
36	A5	1359	C	C5-C4-N4	-6.67	115.53	120.20
36	A1	421	G	C5-C6-N1	6.67	114.83	111.50
36	A1	1382	G	C5-C6-O6	-6.67	124.60	128.60
36	A1	1402	C	C2-N3-C4	-6.67	116.56	119.90
36	A5	1389	G	C6-C5-N7	-6.67	126.40	130.40
36	A1	32	U	C5-C6-N1	-6.67	119.36	122.70
36	A1	2314	U	C2-N1-C1'	6.67	125.70	117.70
80	A6	1767	G	C8-N9-C4	6.67	109.07	106.40
36	A1	2808	A	C2-N3-C4	-6.67	107.27	110.60
36	A5	1307	G	C2-N3-C4	6.67	115.23	111.90
36	A1	791	A	C2-N3-C4	-6.67	107.27	110.60
36	A1	1112	A	N1-C6-N6	6.67	122.60	118.60
80	A6	1235	C	C5-C6-N1	6.67	124.33	121.00
80	A6	1609	U	N3-C2-O2	6.67	126.87	122.20
36	A1	664	U	C5-C4-O4	-6.67	121.90	125.90
36	A5	2403	G	C5-N7-C8	6.67	107.63	104.30
80	A6	1778	G	N1-C6-O6	-6.66	115.90	119.90
36	A5	332	C	C4-C5-C6	6.66	120.73	117.40
36	A5	930	U	C4-C5-C6	-6.66	115.70	119.70
36	A5	1159	A	C4-C5-N7	6.66	114.03	110.70
1	A2	131	C	C6-N1-C2	-6.66	117.64	120.30
36	A1	922	U	N1-C2-O2	6.66	127.46	122.80
36	A5	615	U	C5-C4-O4	-6.66	121.90	125.90
36	A5	3376	A	N9-C4-C5	6.66	108.46	105.80
36	A1	935	U	C5-C6-N1	-6.66	119.37	122.70
36	A1	2977	G	N1-C6-O6	-6.66	115.91	119.90
36	A1	3362	A	C4-N9-C1'	6.66	138.28	126.30
80	A6	65	A	C4-C5-N7	6.66	114.03	110.70
36	A5	652	G	N1-C2-N3	6.66	127.89	123.90
36	A5	2717	U	N1-C2-N3	6.66	118.89	114.90
1	A2	566	C	N1-C2-O2	6.66	122.89	118.90
36	A1	1807	G	C8-N9-C4	-6.66	103.74	106.40
36	A5	267	G	N9-C4-C5	-6.66	102.74	105.40
36	A1	633	C	C4-C5-C6	6.65	120.73	117.40
36	A1	2325	G	C2-N3-C4	6.65	115.23	111.90
36	A1	2111	G	N1-C6-O6	-6.65	115.91	119.90
36	A1	2187	G	C5-C6-O6	-6.65	124.61	128.60
80	A6	355	G	N1-C6-O6	-6.65	115.91	119.90

Continued on next page...

Continued from previous page...

Mol	Chain	Res	Type	Atoms	Z	Observed(°)	Ideal(°)
36	A5	934	G	C2-N3-C4	6.65	115.22	111.90
36	A5	1439	U	C2-N3-C4	-6.65	123.01	127.00
36	A5	1890	U	C5-C6-N1	-6.65	119.38	122.70
36	A5	2292	U	C2-N1-C1'	6.65	125.68	117.70
36	A5	2743	A	C5-N7-C8	6.65	107.22	103.90
36	A5	3049	A	C6-N1-C2	6.65	122.59	118.60
36	A5	355	A	N1-C2-N3	6.65	132.62	129.30
36	A1	1056	U	C6-N1-C2	-6.65	117.01	121.00
36	A1	2550	U	N3-C4-O4	-6.65	114.75	119.40
36	A1	2799	A	N1-C2-N3	6.65	132.62	129.30
36	A1	2993	G	C5-C6-O6	6.65	132.59	128.60
36	A5	669	U	C4-C5-C6	6.65	123.69	119.70
36	A5	1146	C	N3-C2-O2	-6.65	117.25	121.90
36	A5	1208	U	C5-C6-N1	-6.65	119.38	122.70
36	A5	1844	C	N1-C2-O2	-6.65	114.91	118.90
36	A5	1931	U	N3-C4-O4	-6.65	114.75	119.40
36	A5	3007	U	N3-C4-C5	6.65	118.59	114.60
36	A1	1429	G	N3-C2-N2	6.65	124.55	119.90
36	A1	508	U	C6-N1-C2	6.64	124.99	121.00
36	A1	2899	C	N1-C2-N3	6.64	123.85	119.20
36	A5	361	A	N1-C6-N6	-6.64	114.61	118.60
36	A5	1409	G	C5-C6-O6	6.64	132.59	128.60
36	A5	3216	G	C6-C5-N7	-6.64	126.41	130.40
10	AI	172	ARG	NE-CZ-NH1	6.64	123.62	120.30
36	A1	432	G	C5-C6-N1	-6.64	108.18	111.50
36	A1	546	C	C2-N1-C1'	6.64	126.11	118.80
36	A1	903	U	N3-C2-O2	-6.64	117.55	122.20
36	A1	2286	U	N3-C2-O2	-6.64	117.55	122.20
80	A6	364	G	C5-C6-N1	6.64	114.82	111.50
36	A1	2952	G	C2-N3-C4	-6.64	108.58	111.90
80	A6	825	U	C6-N1-C2	6.64	124.98	121.00
36	A1	1050	U	N1-C2-O2	6.64	127.45	122.80
38	A4	13	A	C5-C6-N1	6.64	121.02	117.70
36	A1	1799	A	C8-N9-C4	6.64	108.45	105.80
36	A1	2172	A	N1-C6-N6	6.64	122.58	118.60
36	A5	2961	G	C5-C6-O6	6.64	132.58	128.60
36	A1	2184	U	C5-C6-N1	6.64	126.02	122.70
36	A1	3174	A	C5-N7-C8	-6.64	100.58	103.90
36	A5	625	G	N9-C4-C5	6.64	108.05	105.40
36	A5	3244	A	C2-N3-C4	-6.64	107.28	110.60
1	A2	1462	G	N9-C4-C5	-6.63	102.75	105.40
36	A5	2889	C	N3-C2-O2	-6.63	117.26	121.90

Continued on next page...

Continued from previous page...

Mol	Chain	Res	Type	Atoms	Z	Observed(°)	Ideal(°)
80	A6	1455	G	C5-C6-N1	-6.63	108.18	111.50
36	A5	3333	G	N1-C6-O6	6.63	123.88	119.90
36	A1	44	U	N3-C4-C5	6.63	118.58	114.60
38	A4	96	A	C8-N9-C4	6.63	108.45	105.80
1	A2	608	U	N1-C2-N3	6.63	118.88	114.90
36	A1	2657	A	C8-N9-C4	-6.63	103.15	105.80
36	A1	2884	C	C6-N1-C2	6.63	122.95	120.30
36	A5	1312	C	C6-N1-C2	-6.63	117.65	120.30
36	A5	226	C	N3-C4-C5	6.62	124.55	121.90
36	A1	112	U	N1-C2-O2	6.62	127.44	122.80
80	A6	36	C	N3-C4-N4	6.62	122.64	118.00
36	A5	2719	U	C6-N1-C1'	6.62	130.47	121.20
36	A5	3025	C	C5-C4-N4	6.62	124.84	120.20
36	A5	3039	C	C6-N1-C2	-6.62	117.65	120.30
1	A2	1297	G	C8-N9-C4	6.62	109.05	106.40
36	A1	2113	A	C8-N9-C4	6.62	108.45	105.80
36	A1	2638	C	C6-N1-C2	6.62	122.95	120.30
36	A5	1007	U	C5-C6-N1	-6.62	119.39	122.70
36	A5	2392	C	N1-C2-O2	-6.62	114.93	118.90
36	A1	923	C	N3-C2-O2	6.62	126.53	121.90
80	A6	380	U	N3-C2-O2	-6.62	117.57	122.20
80	A6	538	A	N1-C6-N6	-6.62	114.63	118.60
36	A1	1408	G	C5-C6-O6	6.62	132.57	128.60
36	A1	3295	A	C8-N9-C4	-6.62	103.15	105.80
80	A6	484	C	C5-C6-N1	6.62	124.31	121.00
36	A5	600	G	N7-C8-N9	6.62	116.41	113.10
36	A5	640	U	N3-C2-O2	-6.62	117.57	122.20
36	A5	966	U	C2-N3-C4	-6.62	123.03	127.00
36	A5	1876	U	C5-C6-N1	6.62	126.01	122.70
36	A5	925	A	C4-C5-C6	6.62	120.31	117.00
36	A1	326	U	C5-C4-O4	-6.62	121.93	125.90
36	A1	1297	C	C5-C6-N1	-6.62	117.69	121.00
44	BF	216	VAL	N-CA-C	6.62	128.86	111.00
36	A5	2201	G	N1-C6-O6	-6.62	115.93	119.90
36	A1	3349	C	C6-N1-C2	-6.61	117.66	120.30
36	A5	145	G	N3-C4-N9	-6.61	122.03	126.00
38	A8	24	G	N1-C6-O6	-6.61	115.93	119.90
36	A1	2198	A	N7-C8-N9	-6.61	110.50	113.80
80	A6	346	G	N1-C6-O6	-6.61	115.93	119.90
80	A6	1273	G	C5-C6-N1	6.61	114.81	111.50
36	A1	1367	G	N1-C2-N2	-6.61	110.25	116.20
36	A5	1518	U	N3-C4-C5	6.61	118.57	114.60

Continued on next page...

Continued from previous page...

Mol	Chain	Res	Type	Atoms	Z	Observed(°)	Ideal(°)
80	A6	1008	G	N1-C6-O6	6.61	123.86	119.90
80	A6	1030	A	N1-C6-N6	-6.61	114.64	118.60
36	A5	986	U	N3-C4-O4	6.61	124.03	119.40
36	A5	1754	G	N1-C6-O6	-6.61	115.94	119.90
36	A5	3303	G	N3-C2-N2	6.61	124.53	119.90
47	DI	10	ARG	NE-CZ-NH1	-6.61	117.00	120.30
1	A2	687	G	N3-C2-N2	-6.61	115.28	119.90
36	A5	3335	A	C2-N3-C4	-6.60	107.30	110.60
36	A1	970	A	N7-C8-N9	6.60	117.10	113.80
36	A1	2752	U	C5-C4-O4	6.60	129.86	125.90
36	A1	3000	A	N7-C8-N9	-6.60	110.50	113.80
36	A5	1049	C	C4-C5-C6	-6.60	114.10	117.40
80	A6	240	U	N1-C2-O2	6.60	127.42	122.80
36	A5	990	U	N3-C2-O2	-6.60	117.58	122.20
36	A1	35	A	N7-C8-N9	6.60	117.10	113.80
36	A1	1152	G	C2-N3-C4	-6.60	108.60	111.90
36	A1	1507	G	N1-C6-O6	6.60	123.86	119.90
36	A1	2552	C	N3-C2-O2	-6.60	117.28	121.90
36	A5	2357	A	N1-C6-N6	6.60	122.56	118.60
36	A5	2954	U	C2-N1-C1'	6.60	125.62	117.70
36	A1	885	U	C6-N1-C2	6.60	124.96	121.00
36	A1	1717	U	C5-C4-O4	6.60	129.86	125.90
36	A5	2207	A	C6-C5-N7	-6.60	127.68	132.30
36	A5	784	A	C6-C5-N7	-6.60	127.68	132.30
36	A5	792	G	N1-C2-N3	6.60	127.86	123.90
36	A5	2851	A	C8-N9-C4	6.60	108.44	105.80
36	A5	3122	A	C4-C5-C6	6.60	120.30	117.00
36	A1	391	A	N1-C6-N6	-6.59	114.64	118.60
80	A6	565	C	C6-N1-C1'	-6.59	112.89	120.80
49	DL	171	ARG	NE-CZ-NH1	-6.59	117.00	120.30
36	A1	954	U	N1-C2-N3	6.59	118.86	114.90
36	A5	721	G	C5-C6-N1	6.59	114.80	111.50
36	A5	2114	C	C6-N1-C2	-6.59	117.66	120.30
1	A2	783	G	N9-C4-C5	-6.59	102.76	105.40
36	A1	1903	U	N1-C2-O2	6.59	127.42	122.80
36	A1	2400	G	C2-N3-C4	-6.59	108.60	111.90
80	A6	1200	G	C8-N9-C1'	6.59	135.57	127.00
36	A1	1846	C	C4-C5-C6	6.59	120.69	117.40
36	A1	2115	G	C5-C6-O6	-6.59	124.65	128.60
36	A1	2293	C	N3-C4-C5	6.59	124.54	121.90
36	A1	2958	A	C8-N9-C4	6.59	108.44	105.80
80	A6	1	U	N1-C2-O2	6.59	127.41	122.80

Continued on next page...

Continued from previous page...

Mol	Chain	Res	Type	Atoms	Z	Observed(°)	Ideal(°)
36	A1	3204	C	N3-C4-C5	6.59	124.53	121.90
80	A6	1258	U	N3-C2-O2	-6.59	117.59	122.20
36	A5	1004	U	N3-C2-O2	-6.59	117.59	122.20
36	A5	2811	A	C6-N1-C2	-6.59	114.65	118.60
36	A5	3115	C	N1-C2-O2	-6.59	114.95	118.90
36	A5	3289	G	N7-C8-N9	6.58	116.39	113.10
36	A1	2916	U	N3-C4-O4	6.58	124.01	119.40
36	A5	1159	A	N1-C2-N3	-6.58	126.01	129.30
36	A5	2866	U	N1-C2-O2	-6.58	118.19	122.80
36	A1	817	A	C8-N9-C4	-6.58	103.17	105.80
36	A1	2349	U	C5-C6-N1	-6.58	119.41	122.70
36	A5	828	A	N3-C4-C5	-6.58	122.19	126.80
36	A5	880	G	C5-C6-O6	-6.58	124.65	128.60
36	A5	2169	G	C2-N3-C4	6.58	115.19	111.90
36	A5	2647	A	C8-N9-C4	-6.58	103.17	105.80
36	A1	798	G	N3-C2-N2	-6.58	115.29	119.90
36	A1	1513	G	C6-N1-C2	-6.58	121.15	125.10
36	A1	2616	C	C5-C4-N4	-6.58	115.59	120.20
36	A1	3318	G	C8-N9-C4	-6.58	103.77	106.40
80	A6	711	U	C5-C6-N1	6.58	125.99	122.70
80	A6	1389	C	C6-N1-C1'	-6.58	112.91	120.80
37	A7	92	A	C5-N7-C8	-6.58	100.61	103.90
36	A1	1148	G	C2-N3-C4	6.58	115.19	111.90
36	A1	2381	G	N7-C8-N9	-6.58	109.81	113.10
80	A6	539	G	C5-N7-C8	-6.58	101.01	104.30
80	A6	1514	U	N3-C2-O2	-6.58	117.60	122.20
36	A5	2309	A	N1-C2-N3	-6.58	126.01	129.30
1	A2	557	G	C4-N9-C1'	6.58	135.05	126.50
39	BA	191	LEU	CA-CB-CG	-6.58	100.17	115.30
80	A6	1299	G	N3-C4-C5	-6.58	125.31	128.60
41	DC	138	ARG	NE-CZ-NH2	-6.58	117.01	120.30
36	A1	2328	U	C5-C4-O4	6.57	129.84	125.90
38	A4	55	U	N3-C2-O2	-6.57	117.60	122.20
36	A5	518	G	N1-C6-O6	6.57	123.84	119.90
36	A5	1200	A	C4-C5-C6	6.57	120.29	117.00
36	A5	3270	U	N3-C4-O4	-6.57	114.80	119.40
36	A5	3310	A	N1-C6-N6	-6.57	114.66	118.60
36	A5	360	G	C8-N9-C4	6.57	109.03	106.40
36	A1	1556	C	N3-C2-O2	-6.57	117.30	121.90
36	A5	1906	G	N1-C2-N3	6.57	127.84	123.90
36	A5	3105	U	N1-C2-O2	-6.57	118.20	122.80
38	A8	59	A	C2-N3-C4	6.57	113.89	110.60

Continued on next page...

Continued from previous page...

Mol	Chain	Res	Type	Atoms	Z	Observed(°)	Ideal(°)
36	A5	916	G	C8-N9-C4	-6.57	103.77	106.40
36	A5	1151	U	N3-C4-C5	6.57	118.54	114.60
36	A1	500	C	C4-C5-C6	6.57	120.68	117.40
36	A5	2675	C	N1-C2-O2	-6.57	114.96	118.90
36	A1	1472	U	N3-C2-O2	6.57	126.80	122.20
36	A1	2860	U	C4-C5-C6	-6.57	115.76	119.70
36	A5	2257	C	N3-C2-O2	-6.57	117.30	121.90
38	A8	11	C	C4-C5-C6	6.57	120.68	117.40
36	A1	3208	G	N1-C2-N2	6.56	122.11	116.20
36	A1	1174	G	C5-C6-O6	-6.56	124.66	128.60
36	A1	1947	G	N3-C4-N9	-6.56	122.06	126.00
36	A1	3142	A	N1-C2-N3	6.56	132.58	129.30
36	A5	1788	C	N3-C4-C5	-6.56	119.28	121.90
37	A7	57	G	C4-C5-N7	-6.56	108.17	110.80
36	A1	3094	A	C5-C6-N1	6.56	120.98	117.70
37	A3	36	C	N1-C2-O2	6.56	122.84	118.90
80	A6	1781	A	C4-C5-N7	-6.56	107.42	110.70
36	A5	2347	U	N3-C4-O4	-6.56	114.81	119.40
36	A1	2649	A	C5-N7-C8	6.56	107.18	103.90
36	A5	1151	U	C4-C5-C6	-6.56	115.77	119.70
36	A5	1342	C	C4-C5-C6	6.56	120.68	117.40
36	A5	2301	U	C5-C6-N1	-6.56	119.42	122.70
36	A5	3153	U	N1-C2-O2	6.56	127.39	122.80
36	A5	2385	G	C8-N9-C4	6.56	109.02	106.40
36	A1	519	A	C5-C6-N6	-6.55	118.46	123.70
80	A6	282	C	C6-N1-C2	6.55	122.92	120.30
80	A6	901	G	N1-C6-O6	6.55	123.83	119.90
36	A5	1138	U	C2-N3-C4	-6.55	123.07	127.00
36	A5	1365	G	C8-N9-C1'	-6.55	118.48	127.00
36	A1	765	C	N1-C2-O2	6.55	122.83	118.90
80	A6	1170	G	N3-C4-N9	6.55	129.93	126.00
36	A1	2369	G	C6-N1-C2	-6.55	121.17	125.10
38	A4	1	A	C4-C5-N7	6.55	113.98	110.70
36	A5	2884	C	N1-C2-N3	6.55	123.79	119.20
36	A5	3263	G	N3-C2-N2	6.55	124.49	119.90
36	A5	3341	U	C6-N1-C2	-6.55	117.07	121.00
1	A2	647	G	N3-C2-N2	-6.55	115.31	119.90
36	A1	2967	A	N7-C8-N9	-6.55	110.53	113.80
80	A6	1414	U	N1-C2-N3	6.55	118.83	114.90
36	A5	2957	G	C8-N9-C4	6.55	109.02	106.40
36	A5	435	C	C2-N3-C4	-6.55	116.63	119.90
36	A5	2377	G	C2-N3-C4	6.55	115.17	111.90

Continued on next page...

Continued from previous page...

Mol	Chain	Res	Type	Atoms	Z	Observed(°)	Ideal(°)
36	A1	785	G	C5-C6-N1	6.55	114.77	111.50
80	A6	1310	U	N1-C2-O2	6.55	127.38	122.80
36	A5	648	C	C6-N1-C2	-6.55	117.68	120.30
36	A5	815	G	C5-C6-O6	6.55	132.53	128.60
36	A1	823	C	C2-N3-C4	-6.54	116.63	119.90
36	A1	1801	U	C4-C5-C6	6.54	123.63	119.70
36	A5	2336	U	N3-C4-O4	-6.54	114.82	119.40
36	A5	3126	C	N3-C4-C5	6.54	124.52	121.90
36	A1	628	A	C8-N9-C4	6.54	108.42	105.80
36	A1	2870	C	C5-C4-N4	6.54	124.78	120.20
80	A6	1106	U	C4-C5-C6	6.54	123.63	119.70
36	A5	3186	A	N9-C4-C5	6.54	108.42	105.80
36	A1	654	C	C4-C5-C6	6.54	120.67	117.40
36	A1	2697	A	C5-C6-N1	6.54	120.97	117.70
36	A1	3304	U	C6-N1-C1'	6.54	130.36	121.20
80	A6	1106	U	C6-N1-C2	-6.54	117.08	121.00
80	A6	1652	C	C6-N1-C2	-6.54	117.68	120.30
36	A1	1911	A	C5-N7-C8	-6.54	100.63	103.90
36	A5	299	G	C2-N3-C4	6.54	115.17	111.90
36	A5	424	G	N3-C2-N2	6.54	124.48	119.90
37	A7	68	C	C2-N3-C4	-6.54	116.63	119.90
1	A2	6	G	N1-C2-N3	6.54	127.82	123.90
36	A1	63	A	C2-N3-C4	6.54	113.87	110.60
36	A1	2198	A	N1-C2-N3	6.54	132.57	129.30
36	A1	2388	U	N1-C2-O2	-6.54	118.22	122.80
36	A1	2958	A	C5-N7-C8	6.54	107.17	103.90
36	A5	828	A	C2-N3-C4	6.54	113.87	110.60
36	A5	1722	U	N3-C2-O2	6.54	126.78	122.20
36	A5	3306	U	C5-C6-N1	-6.54	119.43	122.70
36	A1	153	U	C6-N1-C2	-6.54	117.08	121.00
36	A1	281	G	N3-C2-N2	-6.54	115.33	119.90
80	A6	280	U	N3-C2-O2	-6.54	117.62	122.20
80	A6	352	A	N7-C8-N9	-6.54	110.53	113.80
36	A5	386	A	C6-C5-N7	-6.54	127.73	132.30
36	A5	884	A	N3-C4-N9	-6.54	122.17	127.40
36	A5	1215	U	N3-C4-O4	6.54	123.97	119.40
1	A2	557	G	C8-N9-C1'	-6.53	118.51	127.00
36	A1	785	G	C4-C5-N7	-6.53	108.19	110.80
80	A6	113	U	N1-C2-O2	-6.53	118.23	122.80
36	A5	641	C	C2-N1-C1'	-6.53	111.61	118.80
36	A5	2549	G	C6-C5-N7	-6.53	126.48	130.40
36	A5	2617	U	N3-C4-O4	-6.53	114.83	119.40

Continued on next page...

Continued from previous page...

Mol	Chain	Res	Type	Atoms	Z	Observed(°)	Ideal(°)
47	DI	182	LEU	CA-CB-CG	-6.53	100.27	115.30
1	A2	558	U	C2-N1-C1'	6.53	125.54	117.70
36	A1	1351	U	C2-N1-C1'	6.53	125.54	117.70
36	A1	3317	U	C6-N1-C2	-6.53	117.08	121.00
36	A5	859	G	N9-C4-C5	6.53	108.01	105.40
36	A1	1114	U	N3-C4-C5	6.53	118.52	114.60
80	A6	432	G	N3-C2-N2	-6.53	115.33	119.90
36	A5	1516	C	C5-C6-N1	-6.53	117.73	121.00
38	A8	6	U	C5-C6-N1	-6.53	119.44	122.70
1	A2	355	G	C6-N1-C2	-6.53	121.18	125.10
36	A1	1433	A	C6-N1-C2	-6.53	114.68	118.60
80	A6	1110	G	C4-C5-N7	-6.53	108.19	110.80
36	A5	2211	U	C5-C6-N1	-6.53	119.44	122.70
1	A2	266	A	C8-N9-C4	6.53	108.41	105.80
1	A2	1274	C	N3-C4-N4	-6.53	113.43	118.00
80	A6	101	U	C6-N1-C2	-6.53	117.08	121.00
36	A5	675	C	N3-C4-N4	6.53	122.57	118.00
36	A5	2626	A	C4-C5-N7	-6.53	107.44	110.70
1	A2	1282	U	C5-C4-O4	6.53	129.82	125.90
36	A1	2787	G	C2-N3-C4	6.53	115.16	111.90
68	Be	19	ARG	NE-CZ-NH2	6.53	123.56	120.30
80	A6	1542	G	N1-C6-O6	-6.53	115.98	119.90
36	A5	1211	U	N3-C4-C5	6.53	118.52	114.60
36	A5	2626	A	C5-C6-N1	-6.53	114.44	117.70
36	A5	3148	U	C5-C4-O4	-6.53	121.98	125.90
36	A1	800	G	C5-C6-N1	-6.52	108.24	111.50
80	A6	999	U	N3-C2-O2	-6.52	117.63	122.20
36	A5	1901	A	C4-C5-C6	6.52	120.26	117.00
36	A5	2147	A	N1-C6-N6	6.52	122.51	118.60
36	A1	3268	A	N1-C6-N6	6.52	122.51	118.60
36	A5	1448	U	N1-C2-O2	-6.52	118.23	122.80
36	A5	2699	G	N1-C6-O6	6.52	123.81	119.90
36	A5	3306	U	C6-N1-C2	6.52	124.91	121.00
37	A7	20	A	C5-C6-N6	-6.52	118.48	123.70
69	Df	49	ILE	CB-CA-C	-6.52	98.56	111.60
36	A5	370	U	N3-C2-O2	-6.52	117.64	122.20
36	A1	279	U	N3-C4-O4	-6.52	114.84	119.40
36	A5	1131	G	C2-N3-C4	-6.52	108.64	111.90
36	A5	2833	A	C8-N9-C4	6.52	108.41	105.80
1	A2	1503	A	N1-C2-N3	6.52	132.56	129.30
36	A1	623	U	C2-N1-C1'	-6.52	109.88	117.70
36	A1	1515	A	C2-N3-C4	-6.52	107.34	110.60

Continued on next page...

Continued from previous page...

Mol	Chain	Res	Type	Atoms	Z	Observed(°)	Ideal(°)
36	A1	2198	A	C5-C6-N6	-6.52	118.49	123.70
37	A3	97	A	N1-C6-N6	-6.52	114.69	118.60
36	A5	1215	U	N1-C2-O2	-6.52	118.24	122.80
36	A5	2800	G	N9-C4-C5	6.52	108.01	105.40
38	A8	54	A	C5-N7-C8	-6.52	100.64	103.90
36	A1	1851	G	N3-C4-C5	-6.52	125.34	128.60
36	A1	2145	A	N1-C2-N3	-6.52	126.04	129.30
80	A6	1473	U	N1-C2-N3	6.52	118.81	114.90
36	A5	1408	G	N3-C4-N9	-6.52	122.09	126.00
36	A1	903	U	C5-C6-N1	-6.51	119.44	122.70
36	A1	1902	G	C8-N9-C1'	-6.51	118.53	127.00
36	A1	2177	G	C5-C6-N1	6.51	114.76	111.50
80	A6	1087	A	C2-N3-C4	-6.51	107.34	110.60
36	A5	290	G	N3-C2-N2	6.51	124.46	119.90
36	A5	2303	A	N3-C4-C5	-6.51	122.24	126.80
36	A5	3190	C	C6-N1-C2	-6.51	117.69	120.30
36	A1	371	G	C8-N9-C4	6.51	109.00	106.40
36	A5	1496	C	C6-N1-C2	-6.51	117.69	120.30
80	A6	801	G	N1-C6-O6	-6.51	115.99	119.90
1	A2	1422	A	C8-N9-C4	6.51	108.40	105.80
36	A1	573	C	C5-C6-N1	-6.51	117.75	121.00
80	A6	151	G	N9-C4-C5	6.51	108.00	105.40
80	A6	394	C	C4-C5-C6	6.51	120.66	117.40
80	A6	448	C	C6-N1-C1'	6.51	128.61	120.80
80	A6	1510	U	C5-C4-O4	6.51	129.81	125.90
36	A5	2984	C	C2-N3-C4	-6.51	116.64	119.90
36	A5	3174	A	C4-C5-N7	6.51	113.95	110.70
35	Ah	134	ASP	OD1-CG-OD2	-6.51	110.94	123.30
80	A6	3	U	C6-N1-C2	6.51	124.91	121.00
36	A1	102	C	C5-C4-N4	-6.51	115.65	120.20
36	A1	1819	U	C2-N1-C1'	6.51	125.51	117.70
36	A5	420	G	N3-C4-C5	-6.51	125.35	128.60
36	A5	692	A	N1-C2-N3	-6.51	126.05	129.30
36	A1	819	U	N1-C2-O2	-6.50	118.25	122.80
36	A1	2885	C	C2-N3-C4	-6.50	116.65	119.90
36	A5	2904	U	C5-C6-N1	-6.50	119.45	122.70
40	DB	21	ARG	NE-CZ-NH1	6.50	123.55	120.30
36	A5	2849	C	C5-C6-N1	6.50	124.25	121.00
36	A1	506	U	C5-C6-N1	-6.50	119.45	122.70
36	A1	2647	A	C8-N9-C4	-6.50	103.20	105.80
20	CS	18	LEU	CA-CB-CG	6.50	130.25	115.30
36	A1	1060	U	C6-N1-C2	6.50	124.90	121.00

Continued on next page...

Continued from previous page...

Mol	Chain	Res	Type	Atoms	Z	Observed(°)	Ideal(°)
36	A1	2948	C	C5-C6-N1	-6.50	117.75	121.00
37	A3	93	C	N3-C4-C5	6.50	124.50	121.90
80	A6	1650	U	C2-N3-C4	-6.50	123.10	127.00
36	A5	370	U	C6-N1-C2	-6.50	117.10	121.00
36	A5	2320	A	N1-C2-N3	6.50	132.55	129.30
36	A5	3330	A	N1-C6-N6	-6.50	114.70	118.60
1	A2	132	U	C2-N1-C1'	-6.50	109.91	117.70
36	A1	2679	A	C4-C5-N7	6.50	113.95	110.70
49	BL	57	VAL	CB-CA-C	-6.50	99.06	111.40
80	A6	1340	U	N3-C2-O2	-6.50	117.65	122.20
38	A4	81	U	N1-C2-N3	6.50	118.80	114.90
36	A5	519	A	C5-C6-N6	-6.50	118.50	123.70
36	A1	1905	G	C5-C6-N1	6.49	114.75	111.50
36	A1	2152	A	C5-C6-N6	6.49	128.89	123.70
38	A4	53	A	C5-C6-N1	6.49	120.95	117.70
36	A5	783	A	N1-C6-N6	6.49	122.50	118.60
36	A5	2314	U	C2-N1-C1'	6.49	125.49	117.70
36	A1	859	G	C6-C5-N7	-6.49	126.50	130.40
36	A1	1180	A	N9-C4-C5	6.49	108.40	105.80
36	A1	2852	C	C6-N1-C1'	-6.49	113.01	120.80
36	A5	2258	U	N3-C2-O2	-6.49	117.66	122.20
36	A1	2662	G	C6-C5-N7	-6.49	126.50	130.40
36	A1	2945	G	N3-C2-N2	6.49	124.44	119.90
36	A5	345	G	N3-C2-N2	6.49	124.44	119.90
36	A5	429	U	N3-C4-C5	6.49	118.49	114.60
36	A5	947	G	N1-C6-O6	-6.49	116.01	119.90
36	A5	1434	G	C8-N9-C4	6.49	109.00	106.40
35	Ah	134	ASP	CB-CG-OD2	-6.49	112.46	118.30
36	A1	3063	C	N3-C2-O2	-6.49	117.36	121.90
36	A5	1190	A	C5-C6-N6	6.49	128.89	123.70
36	A1	184	U	N3-C2-O2	-6.49	117.66	122.20
38	A4	91	C	N1-C2-O2	6.49	122.79	118.90
36	A5	1215	U	C5-C4-O4	-6.49	122.01	125.90
36	A5	2288	G	C5-C6-O6	-6.49	124.71	128.60
36	A5	2433	U	N3-C4-C5	6.49	118.49	114.60
1	A2	830	U	N3-C2-O2	-6.49	117.66	122.20
1	A2	1473	U	N3-C2-O2	-6.49	117.66	122.20
36	A1	1604	G	C4-N9-C1'	6.49	134.93	126.50
36	A5	3043	C	N3-C4-C5	6.49	124.49	121.90
36	A1	644	G	C4-C5-C6	6.48	122.69	118.80
80	A6	580	A	C8-N9-C4	-6.48	103.21	105.80
1	A2	404	G	C5-C6-O6	-6.48	124.71	128.60

Continued on next page...

Continued from previous page...

Mol	Chain	Res	Type	Atoms	Z	Observed(°)	Ideal(°)
36	A1	2909	U	N3-C2-O2	6.48	126.74	122.20
80	A6	695	U	N1-C2-N3	6.48	118.79	114.90
36	A5	2396	G	N3-C4-C5	-6.48	125.36	128.60
1	A2	1024	U	N3-C2-O2	-6.48	117.66	122.20
36	A1	80	G	C5-C6-N1	6.48	114.74	111.50
36	A1	1329	U	C4-C5-C6	6.48	123.59	119.70
80	A6	1634	C	C2-N3-C4	6.48	123.14	119.90
36	A5	963	G	C5-C6-O6	-6.48	124.71	128.60
1	A2	965	U	C5-C6-N1	6.48	125.94	122.70
36	A5	3004	C	C5-C4-N4	-6.48	115.67	120.20
36	A1	359	U	C5-C6-N1	-6.48	119.46	122.70
36	A1	715	A	N1-C6-N6	6.48	122.49	118.60
36	A1	953	G	C8-N9-C1'	6.48	135.42	127.00
36	A1	1141	C	C4-C5-C6	6.48	120.64	117.40
36	A1	1578	C	C2-N1-C1'	6.48	125.93	118.80
51	DN	68	ARG	NE-CZ-NH1	6.48	123.54	120.30
80	A6	1478	G	C4-C5-C6	6.48	122.69	118.80
80	A6	1721	A	C8-N9-C4	6.48	108.39	105.80
36	A5	1298	C	N1-C2-O2	-6.48	115.01	118.90
36	A5	1897	G	C5-C6-O6	-6.48	124.71	128.60
36	A5	2857	C	C6-N1-C2	6.48	122.89	120.30
1	A2	1455	G	N1-C6-O6	6.47	123.78	119.90
36	A1	1523	U	N3-C2-O2	6.47	126.73	122.20
36	A1	1608	C	N1-C2-O2	6.47	122.78	118.90
36	A5	1408	G	N3-C4-C5	6.47	131.84	128.60
36	A5	2431	C	N3-C4-C5	-6.47	119.31	121.90
80	A6	815	G	C5-N7-C8	-6.47	101.06	104.30
80	A6	1298	U	C2-N3-C4	-6.47	123.12	127.00
36	A5	1392	G	C8-N9-C1'	-6.47	118.59	127.00
36	A5	2320	A	C5-N7-C8	6.47	107.14	103.90
36	A5	2518	C	C5-C6-N1	-6.47	117.76	121.00
36	A5	2719	U	C5-C6-N1	-6.47	119.46	122.70
67	Dd	90	PHE	CB-CA-C	-6.47	97.45	110.40
36	A1	427	C	N1-C2-O2	-6.47	115.02	118.90
36	A5	1161	G	N7-C8-N9	-6.47	109.86	113.10
36	A5	1399	A	C8-N9-C4	6.47	108.39	105.80
36	A5	1879	A	C4-C5-N7	6.47	113.94	110.70
36	A5	2351	U	N3-C4-O4	-6.47	114.87	119.40
36	A5	2837	A	C2-N3-C4	6.47	113.83	110.60
36	A1	579	G	N3-C2-N2	6.47	124.43	119.90
36	A1	1717	U	N3-C4-C5	-6.47	110.72	114.60
36	A5	217	U	C5-C6-N1	-6.47	119.47	122.70

Continued on next page...

Continued from previous page...

Mol	Chain	Res	Type	Atoms	Z	Observed(°)	Ideal(°)
36	A5	1284	C	C6-N1-C2	-6.47	117.71	120.30
1	A2	1085	G	N3-C2-N2	6.47	124.43	119.90
36	A1	610	G	C5-C6-N1	6.47	114.73	111.50
80	A6	1503	A	C4-C5-N7	6.47	113.93	110.70
36	A5	2746	A	C8-N9-C4	6.47	108.39	105.80
52	DO	27[B]	VAL	C-N-CA	6.47	137.87	121.70
36	A1	686	G	N1-C6-O6	-6.46	116.02	119.90
36	A1	3060	C	C5-C4-N4	-6.46	115.68	120.20
36	A1	646	A	C4-C5-C6	6.46	120.23	117.00
36	A1	974	G	N3-C4-C5	-6.46	125.37	128.60
36	A1	1083	G	N3-C4-C5	-6.46	125.37	128.60
36	A1	1371	G	C5-C6-O6	6.46	132.48	128.60
36	A1	1202	A	N1-C2-N3	6.46	132.53	129.30
80	A6	941	A	N1-C6-N6	-6.46	114.72	118.60
36	A5	2998	U	C5-C6-N1	-6.46	119.47	122.70
37	A7	12	U	N3-C4-C5	6.46	118.48	114.60
1	A2	1536	G	N3-C4-N9	6.46	129.88	126.00
38	A4	32	C	C6-N1-C1'	6.46	128.55	120.80
36	A5	284	A	C2-N3-C4	6.46	113.83	110.60
36	A5	369	A	N9-C4-C5	6.46	108.38	105.80
36	A5	1929	G	C8-N9-C4	6.46	108.98	106.40
36	A5	2631	U	N1-C2-N3	6.46	118.78	114.90
36	A5	2930	A	N1-C6-N6	-6.46	114.72	118.60
1	A2	1235	C	N1-C2-O2	-6.46	115.03	118.90
36	A1	948	C	C5-C6-N1	-6.46	117.77	121.00
36	A1	1042	U	N3-C2-O2	-6.46	117.68	122.20
36	A1	1126	G	C5-N7-C8	6.46	107.53	104.30
36	A1	1450	G	N3-C2-N2	-6.46	115.38	119.90
36	A1	2763	U	N3-C2-O2	6.46	126.72	122.20
36	A5	2440	G	N7-C8-N9	6.46	116.33	113.10
36	A1	324	A	C4-C5-C6	6.46	120.23	117.00
36	A1	2276	G	N9-C4-C5	6.46	107.98	105.40
36	A1	327	A	C5-C6-N6	-6.45	118.54	123.70
36	A1	2376	G	C2-N3-C4	6.45	115.13	111.90
36	A1	3151	U	C5-C4-O4	-6.45	122.03	125.90
38	A4	25	G	C5-C6-O6	6.45	132.47	128.60
38	A4	96	A	N9-C4-C5	-6.45	103.22	105.80
36	A5	1749	A	C8-N9-C4	6.45	108.38	105.80
36	A5	1894	U	C2-N3-C4	-6.45	123.13	127.00
37	A7	93	C	C4-C5-C6	6.45	120.63	117.40
36	A1	3204	C	C2-N3-C4	-6.45	116.67	119.90
80	A6	1000	C	C4-C5-C6	6.45	120.63	117.40

Continued on next page...

Continued from previous page...

Mol	Chain	Res	Type	Atoms	Z	Observed(°)	Ideal(°)
36	A1	588	G	C5-C6-N1	6.45	114.73	111.50
36	A1	944	C	C6-N1-C2	-6.45	117.72	120.30
36	A1	966	U	C2-N3-C4	-6.45	123.13	127.00
36	A1	2202	C	C4-C5-C6	6.45	120.63	117.40
80	A6	139	C	C6-N1-C2	-6.45	117.72	120.30
37	A7	38	U	C6-N1-C1'	-6.45	112.17	121.20
38	A4	17	A	C5-C6-N1	-6.45	114.48	117.70
80	A6	565	C	C2-N1-C1'	6.45	125.89	118.80
80	A6	1035	G	C8-N9-C4	6.45	108.98	106.40
36	A5	894	G	C5-C6-O6	-6.45	124.73	128.60
36	A5	2662	G	C3'-C2'-C1'	-6.45	96.34	101.50
80	A6	687	G	C8-N9-C1'	6.45	135.38	127.00
1	A2	136	C	N1-C2-O2	6.45	122.77	118.90
36	A1	660	A	C5-C6-N1	6.45	120.92	117.70
36	A1	1148	G	C5-C6-N1	6.45	114.72	111.50
36	A1	1389	G	N1-C6-O6	6.45	123.77	119.90
36	A1	2368	A	N9-C4-C5	6.45	108.38	105.80
36	A5	343	U	C5-C6-N1	-6.45	119.48	122.70
1	A2	407	A	C4-C5-C6	6.44	120.22	117.00
1	A2	732	G	N9-C4-C5	-6.44	102.82	105.40
36	A1	802	C	N3-C2-O2	-6.44	117.39	121.90
36	A1	1727	G	C8-N9-C4	-6.44	103.82	106.40
36	A1	1934	G	C8-N9-C4	-6.44	103.82	106.40
36	A5	2993	G	N9-C4-C5	-6.44	102.82	105.40
1	A2	554	C	C2-N1-C1'	6.44	125.89	118.80
36	A1	864	G	N1-C2-N2	-6.44	110.40	116.20
36	A1	1931	U	C2-N1-C1'	-6.44	109.97	117.70
36	A1	2369	G	N7-C8-N9	6.44	116.32	113.10
36	A1	3382	U	C2-N1-C1'	6.44	125.43	117.70
80	A6	1755	A	C5-N7-C8	-6.44	100.68	103.90
36	A5	971	G	N1-C2-N2	6.44	122.00	116.20
36	A5	1451	C	C5-C6-N1	-6.44	117.78	121.00
36	A5	1607	U	N1-C2-N3	6.44	118.77	114.90
36	A5	1843	C	C2-N1-C1'	6.44	125.89	118.80
36	A5	2124	G	C8-N9-C4	6.44	108.98	106.40
36	A5	3306	U	N3-C4-C5	6.44	118.47	114.60
1	A2	75	U	N1-C2-O2	6.44	127.31	122.80
36	A1	386	A	C6-C5-N7	-6.44	127.79	132.30
80	A6	805	U	C6-N1-C2	-6.44	117.14	121.00
36	A5	3175	U	N3-C4-C5	-6.44	110.74	114.60
36	A1	1107	C	N3-C4-C5	6.44	124.48	121.90
36	A1	952	A	C5-C6-N1	6.44	120.92	117.70

Continued on next page...

Continued from previous page...

Mol	Chain	Res	Type	Atoms	Z	Observed(°)	Ideal(°)
36	A5	1413	G	N1-C6-O6	-6.44	116.04	119.90
80	A6	1473	U	C2-N1-C1'	6.44	125.42	117.70
37	A7	1	G	C4-N9-C1'	6.44	134.87	126.50
36	A1	105	C	N3-C4-C5	6.43	124.47	121.90
36	A5	3006	A	N3-C4-N9	-6.43	122.25	127.40
1	A2	1200	G	C4-C5-C6	6.43	122.66	118.80
36	A1	2349	U	N1-C2-N3	6.43	118.76	114.90
36	A5	393	U	N3-C2-O2	-6.43	117.70	122.20
36	A5	1840	U	C5-C6-N1	-6.43	119.48	122.70
36	A5	2246	G	N3-C4-C5	-6.43	125.38	128.60
36	A5	2879	C	N1-C2-O2	6.43	122.76	118.90
36	A1	2257	C	N3-C2-O2	-6.43	117.40	121.90
36	A1	1834	U	C5-C6-N1	-6.43	119.49	122.70
36	A5	667	C	N3-C4-C5	6.43	124.47	121.90
36	A1	91	G	C5-N7-C8	-6.43	101.09	104.30
38	A4	51	G	N1-C6-O6	6.43	123.76	119.90
36	A1	922	U	C5-C6-N1	6.43	125.91	122.70
80	A6	612	U	N3-C4-O4	-6.43	114.90	119.40
80	A6	653	C	N3-C4-N4	6.43	122.50	118.00
36	A1	205	C	N3-C4-C5	6.42	124.47	121.90
36	A5	824	C	C4-C5-C6	6.42	120.61	117.40
36	A5	2754	G	N3-C2-N2	6.42	124.40	119.90
1	A2	1169	G	N7-C8-N9	6.42	116.31	113.10
36	A5	1402	C	C4-C5-C6	6.42	120.61	117.40
38	A4	25	G	N1-C2-N3	6.42	127.75	123.90
38	A4	38	U	N1-C2-O2	6.42	127.30	122.80
36	A5	436	A	C4-N9-C1'	6.42	137.86	126.30
36	A5	1403	C	N3-C4-N4	6.42	122.50	118.00
36	A1	3155	U	N1-C2-O2	6.42	127.29	122.80
36	A5	779	G	C8-N9-C4	-6.42	103.83	106.40
1	A2	610	G	C4-N9-C1'	6.42	134.84	126.50
80	A6	1571	C	C4-C5-C6	6.42	120.61	117.40
36	A5	651	G	C8-N9-C4	-6.42	103.83	106.40
36	A5	2891	U	C5-C6-N1	-6.42	119.49	122.70
36	A1	1481	A	C6-C5-N7	-6.42	127.81	132.30
36	A1	1948	G	N3-C4-N9	6.42	129.85	126.00
80	A6	1652	C	N1-C2-N3	6.42	123.69	119.20
36	A5	1907	C	N1-C2-O2	-6.42	115.05	118.90
36	A5	2340	U	C2-N3-C4	-6.42	123.15	127.00
42	DD	152	ARG	NE-CZ-NH1	6.42	123.51	120.30
38	A4	16	G	C8-N9-C4	6.42	108.97	106.40
36	A5	1064	A	C4-C5-N7	6.42	113.91	110.70

Continued on next page...

Continued from previous page...

Mol	Chain	Res	Type	Atoms	Z	Observed(°)	Ideal(°)
36	A1	843	A	C2-N3-C4	-6.41	107.39	110.60
80	A6	317	C	C2-N3-C4	-6.41	116.69	119.90
13	CL	5	LEU	CA-CB-CG	6.41	130.05	115.30
36	A5	950	G	N3-C2-N2	6.41	124.39	119.90
36	A5	1321	G	C5-C6-N1	-6.41	108.29	111.50
1	A2	1185	U	C2-N1-C1'	6.41	125.39	117.70
36	A1	2639	G	N9-C4-C5	-6.41	102.84	105.40
36	A1	2987	A	N1-C2-N3	6.41	132.50	129.30
80	A6	1112	G	C6-N1-C2	-6.41	121.25	125.10
36	A5	2231	C	N3-C4-C5	-6.41	119.34	121.90
36	A1	2356	A	C8-N9-C4	6.41	108.36	105.80
36	A5	679	U	C5-C6-N1	-6.41	119.50	122.70
36	A5	2302	G	N1-C2-N2	-6.41	110.43	116.20
37	A7	40	C	N1-C2-O2	-6.41	115.05	118.90
36	A5	2611	U	C4-C5-C6	6.41	123.54	119.70
36	A1	641	C	C2-N3-C4	-6.41	116.70	119.90
80	A6	1649	G	N3-C2-N2	6.41	124.38	119.90
36	A5	2408	U	N1-C2-N3	6.41	118.74	114.90
36	A5	3354	U	N3-C2-O2	-6.41	117.72	122.20
36	A1	1042	U	N3-C4-C5	6.40	118.44	114.60
36	A5	584	G	C5-C6-O6	6.40	132.44	128.60
1	A2	1000	C	N1-C2-O2	6.40	122.74	118.90
36	A1	77	A	N1-C6-N6	-6.40	114.76	118.60
36	A1	2866	U	N3-C2-O2	-6.40	117.72	122.20
36	A5	2345	A	C5-C6-N6	-6.40	118.58	123.70
68	De	45	ARG	NE-CZ-NH1	6.40	123.50	120.30
80	A6	621	A	C8-N9-C4	6.40	108.36	105.80
36	A5	2817	A	N3-C4-C5	-6.40	122.32	126.80
36	A1	66	A	C2-N3-C4	-6.40	107.40	110.60
36	A1	408	A	N1-C6-N6	-6.40	114.76	118.60
36	A1	582	G	C6-C5-N7	6.40	134.24	130.40
36	A1	1891	A	C2-N3-C4	-6.40	107.40	110.60
36	A1	2987	A	C2-N3-C4	-6.40	107.40	110.60
37	A3	10	C	C6-N1-C2	-6.40	117.74	120.30
36	A5	1390	A	C5-C6-N6	6.40	128.82	123.70
36	A1	2653	C	N1-C2-N3	6.40	123.68	119.20
36	A1	2980	U	N1-C2-N3	6.40	118.74	114.90
36	A5	2134	G	N3-C4-C5	-6.40	125.40	128.60
36	A5	3003	G	C5-C6-N1	6.40	114.70	111.50
36	A1	87	U	N1-C2-N3	6.39	118.74	114.90
36	A1	1166	G	C4-C5-N7	6.39	113.36	110.80
80	A6	1484	G	N3-C4-N9	6.39	129.84	126.00

Continued on next page...

Continued from previous page...

Mol	Chain	Res	Type	Atoms	Z	Observed(°)	Ideal(°)
36	A5	1115	G	C4-N9-C1'	6.39	134.81	126.50
41	BC	95	ARG	NE-CZ-NH2	6.39	123.50	120.30
36	A5	1793	C	C2-N3-C4	6.39	123.10	119.90
36	A5	2130	G	N1-C6-O6	-6.39	116.06	119.90
36	A5	2365	C	C5-C4-N4	6.39	124.67	120.20
36	A5	3303	G	N1-C2-N2	-6.39	110.45	116.20
54	DQ	176	ARG	NE-CZ-NH1	-6.39	117.10	120.30
36	A1	641	C	C6-N1-C1'	6.39	128.47	120.80
37	A3	98	C	C5-C6-N1	-6.39	117.81	121.00
80	A6	603	U	N1-C2-O2	-6.39	118.33	122.80
36	A5	65	A	N7-C8-N9	6.39	117.00	113.80
36	A5	943	U	C5-C6-N1	-6.39	119.50	122.70
36	A5	3174	A	C5-N7-C8	-6.39	100.70	103.90
37	A7	48	U	N1-C2-O2	-6.39	118.33	122.80
1	A2	136	C	C6-N1-C1'	-6.39	113.13	120.80
36	A1	2193	U	N1-C2-N3	6.39	118.73	114.90
80	A6	1111	G	C5-C6-O6	-6.39	124.77	128.60
36	A5	2677	G	N3-C2-N2	-6.39	115.43	119.90
37	A7	15	C	N3-C4-C5	6.39	124.46	121.90
36	A1	582	G	N3-C4-N9	-6.39	122.17	126.00
36	A5	645	A	C5-C6-N1	6.39	120.89	117.70
36	A5	909	G	C4-C5-N7	-6.39	108.25	110.80
36	A1	630	A	N1-C6-N6	-6.39	114.77	118.60
36	A1	2973	G	C8-N9-C4	6.39	108.95	106.40
36	A1	3362	A	C8-N9-C4	-6.39	103.25	105.80
80	A6	541	A	C8-N9-C4	-6.39	103.25	105.80
36	A5	1211	U	C4-C5-C6	-6.39	115.87	119.70
36	A5	1518	U	N1-C2-O2	6.39	127.27	122.80
36	A5	2389	C	N3-C4-C5	6.39	124.45	121.90
36	A1	835	G	N9-C4-C5	-6.38	102.85	105.40
36	A1	973	A	N7-C8-N9	6.38	116.99	113.80
36	A1	1719	G	N9-C4-C5	-6.38	102.85	105.40
36	A5	2117	A	N1-C6-N6	-6.38	114.77	118.60
36	A5	2349	U	N3-C4-C5	6.38	118.43	114.60
36	A5	2753	G	N3-C2-N2	-6.38	115.43	119.90
25	AX	33	LEU	CA-CB-CG	-6.38	100.62	115.30
36	A1	3072	C	N1-C2-O2	6.38	122.73	118.90
36	A5	2416	U	C5-C6-N1	6.38	125.89	122.70
36	A1	1060	U	N3-C4-O4	-6.38	114.93	119.40
36	A1	2870	C	C5-C6-N1	6.38	124.19	121.00
36	A5	1851	G	C4-C5-C6	6.38	122.63	118.80
54	BQ	111	ARG	NE-CZ-NH1	-6.38	117.11	120.30

Continued on next page...

Continued from previous page...

Mol	Chain	Res	Type	Atoms	Z	Observed(°)	Ideal(°)
36	A5	652	G	N3-C4-N9	6.38	129.83	126.00
36	A5	891	G	C5-C6-O6	6.38	132.43	128.60
38	A8	29	U	C2-N3-C4	-6.38	123.17	127.00
64	Da	28	HIS	N-CA-C	6.38	128.23	111.00
1	A2	1096	C	N3-C2-O2	-6.38	117.44	121.90
36	A1	102	C	N3-C4-N4	6.38	122.47	118.00
36	A1	2377	G	C5-C6-O6	6.38	132.43	128.60
36	A1	2661	G	C5-C6-O6	-6.38	124.77	128.60
38	A8	19	C	C4-C5-C6	6.38	120.59	117.40
36	A1	1589	A	C5-C6-N1	6.38	120.89	117.70
36	A1	1846	C	N1-C2-N3	6.38	123.66	119.20
36	A1	2921	U	C2-N3-C4	-6.38	123.17	127.00
80	A6	7	G	C5-C6-N1	6.38	114.69	111.50
36	A5	75	G	C5-C6-O6	-6.38	124.77	128.60
36	A5	2964	G	N7-C8-N9	-6.38	109.91	113.10
38	A8	28	C	N3-C4-C5	6.38	124.45	121.90
36	A5	2363	A	C2-N3-C4	6.38	113.79	110.60
1	A2	1758	U	C6-N1-C2	-6.37	117.17	121.00
36	A1	2187	G	N1-C6-O6	6.37	123.72	119.90
80	A6	470	A	N7-C8-N9	6.37	116.99	113.80
36	A5	2146	C	C6-N1-C2	-6.37	117.75	120.30
36	A5	2351	U	N3-C2-O2	-6.37	117.74	122.20
36	A5	2894	C	N3-C4-C5	6.37	124.45	121.90
36	A1	21	G	N1-C6-O6	-6.37	116.08	119.90
59	BV	48	ARG	NE-CZ-NH1	6.37	123.48	120.30
25	CX	79	ASN	CB-CA-C	-6.37	97.66	110.40
36	A5	2288	G	N3-C4-C5	-6.37	125.42	128.60
36	A5	2948	C	C5-C4-N4	6.37	124.66	120.20
1	A2	144	U	C6-N1-C2	-6.37	117.18	121.00
36	A1	72	C	C2-N3-C4	-6.37	116.72	119.90
36	A1	716	A	C4-C5-N7	6.37	113.88	110.70
36	A1	1520	G	C2-N3-C4	6.37	115.08	111.90
80	A6	101	U	N3-C2-O2	-6.37	117.74	122.20
80	A6	402	C	C6-N1-C2	6.37	122.85	120.30
36	A5	1832	C	C2-N3-C4	-6.37	116.72	119.90
36	A5	2261	G	C8-N9-C4	6.37	108.95	106.40
36	A1	1082	U	C5-C6-N1	6.37	125.88	122.70
36	A1	1801	U	C5-C6-N1	-6.37	119.52	122.70
36	A1	2353	G	C4-C5-N7	6.37	113.35	110.80
80	A6	1082	C	C2-N1-C1'	6.37	125.80	118.80
1	A2	628	G	N3-C2-N2	6.36	124.35	119.90
36	A1	702	C	C2-N3-C4	-6.36	116.72	119.90

Continued on next page...

Continued from previous page...

Mol	Chain	Res	Type	Atoms	Z	Observed(°)	Ideal(°)
36	A1	2533	G	N3-C4-N9	6.36	129.82	126.00
36	A1	2616	C	C2-N3-C4	-6.36	116.72	119.90
80	A6	1188	G	N1-C6-O6	6.36	123.72	119.90
36	A5	1042	U	C5-C6-N1	-6.36	119.52	122.70
36	A5	1416	C	N3-C2-O2	-6.36	117.45	121.90
52	DO	23[B]	ILE	O-C-N	6.36	132.88	122.70
36	A1	670	C	C4-C5-C6	6.36	120.58	117.40
36	A1	2198	A	C2-N3-C4	-6.36	107.42	110.60
80	A6	1099	U	C5-C4-O4	6.36	129.72	125.90
55	BR	125	LYS	CD-CE-NZ	6.36	126.33	111.70
80	A6	539	G	N3-C4-N9	-6.36	122.18	126.00
80	A6	639	U	C2-N1-C1'	6.36	125.33	117.70
36	A5	665	A	C2-N3-C4	-6.36	107.42	110.60
37	A7	92	A	C4-C5-N7	6.36	113.88	110.70
1	A2	1611	A	C8-N9-C4	-6.36	103.26	105.80
1	A2	1745	G	N9-C4-C5	-6.36	102.86	105.40
36	A1	196	G	C5-C6-N1	6.36	114.68	111.50
36	A1	875	G	N1-C6-O6	-6.36	116.08	119.90
36	A1	1177	G	N3-C2-N2	-6.36	115.45	119.90
36	A1	1379	G	C5-C6-O6	6.36	132.41	128.60
36	A1	2203	U	N1-C2-O2	-6.36	118.35	122.80
80	A6	795	U	N3-C2-O2	-6.36	117.75	122.20
80	A6	1113	A	N1-C2-N3	6.36	132.48	129.30
36	A5	903	U	N3-C2-O2	-6.36	117.75	122.20
36	A5	1172	G	N3-C2-N2	6.36	124.35	119.90
36	A1	2291	A	C2-N3-C4	6.36	113.78	110.60
80	A6	1091	A	C5-C6-N1	-6.36	114.52	117.70
36	A5	2817	A	C6-N1-C2	-6.36	114.79	118.60
38	A8	17	A	C4-C5-N7	6.36	113.88	110.70
55	DR	88	ARG	NE-CZ-NH1	-6.36	117.12	120.30
36	A5	3189	G	N1-C2-N3	6.35	127.71	123.90
36	A1	331	G	C5-C6-O6	6.35	132.41	128.60
36	A1	1919	G	C5-C6-O6	6.35	132.41	128.60
36	A1	2298	U	N3-C4-C5	6.35	118.41	114.60
36	A1	2703	A	N7-C8-N9	6.35	116.98	113.80
36	A5	833	G	N1-C2-N3	6.35	127.71	123.90
36	A5	940	G	C8-N9-C4	-6.35	103.86	106.40
36	A5	1147	G	N7-C8-N9	-6.35	109.92	113.10
36	A5	42	C	C5-C6-N1	6.35	124.17	121.00
36	A1	823	C	C5-C6-N1	-6.35	117.83	121.00
36	A5	1403	C	C6-N1-C1'	-6.35	113.18	120.80
36	A5	3167	A	N7-C8-N9	6.35	116.97	113.80

Continued on next page...

Continued from previous page...

Mol	Chain	Res	Type	Atoms	Z	Observed(°)	Ideal(°)
36	A1	761	A	C2-N3-C4	-6.35	107.43	110.60
36	A1	1371	G	C4-C5-N7	-6.35	108.26	110.80
36	A1	3092	C	C2-N3-C4	-6.35	116.73	119.90
80	A6	364	G	C8-N9-C4	6.35	108.94	106.40
36	A5	787	G	C2-N3-C4	-6.35	108.73	111.90
36	A5	1200	A	N1-C2-N3	6.35	132.47	129.30
38	A8	111	A	C2-N3-C4	-6.35	107.43	110.60
36	A5	2802	A	N1-C2-N3	-6.35	126.13	129.30
38	A4	32	C	N3-C4-C5	6.34	124.44	121.90
80	A6	1030	A	C8-N9-C4	-6.34	103.26	105.80
36	A5	938	C	C6-N1-C2	6.34	122.84	120.30
36	A5	1690	C	N1-C2-O2	-6.34	115.09	118.90
36	A1	2409	G	N1-C6-O6	-6.34	116.09	119.90
41	DC	327	LEU	CA-CB-CG	6.34	129.89	115.30
36	A1	1411	C	N1-C2-O2	6.34	122.70	118.90
36	A5	1340	G	N3-C2-N2	6.34	124.34	119.90
36	A5	2361	A	C8-N9-C4	-6.34	103.26	105.80
36	A5	2625	C	N3-C2-O2	-6.34	117.46	121.90
36	A5	2633	U	C5-C6-N1	-6.34	119.53	122.70
36	A1	688	G	N1-C6-O6	-6.34	116.10	119.90
36	A1	295	A	N9-C4-C5	6.34	108.33	105.80
80	A6	1520	U	N1-C2-O2	-6.34	118.36	122.80
36	A5	2305	G	C4-C5-N7	6.34	113.33	110.80
36	A5	3309	G	C4-N9-C1'	6.34	134.74	126.50
36	A5	1149	G	N1-C2-N3	-6.33	120.10	123.90
36	A5	1496	C	C5-C6-N1	6.33	124.17	121.00
80	A6	392	G	C5-C6-N1	6.33	114.67	111.50
36	A1	1003	A	C6-C5-N7	-6.33	127.87	132.30
36	A1	2935	U	C2-N3-C4	6.33	130.80	127.00
36	A5	1041	U	C6-N1-C2	6.33	124.80	121.00
36	A5	2277	C	C6-N1-C2	6.33	122.83	120.30
77	Dn	9	ARG	NE-CZ-NH2	-6.33	117.14	120.30
36	A1	327	A	N9-C4-C5	-6.33	103.27	105.80
38	A8	29	U	N1-C2-N3	6.33	118.70	114.90
1	A2	557	G	C4-C5-C6	6.33	122.60	118.80
36	A1	1425	U	N3-C4-O4	-6.33	114.97	119.40
36	A1	2795	U	N3-C4-O4	-6.33	114.97	119.40
80	A6	351	C	C4-C5-C6	6.33	120.56	117.40
36	A5	1858	A	N7-C8-N9	6.33	116.97	113.80
36	A5	2123	G	C2-N3-C4	6.33	115.06	111.90
36	A1	953	G	N3-C4-N9	-6.33	122.20	126.00
80	A6	1627	U	C5-C4-O4	6.33	129.69	125.90

Continued on next page...

Continued from previous page...

Mol	Chain	Res	Type	Atoms	Z	Observed(°)	Ideal(°)
36	A1	1869	C	N3-C4-C5	6.32	124.43	121.90
36	A1	2608	G	N3-C2-N2	6.32	124.33	119.90
80	A6	756	A	C8-N9-C4	-6.32	103.27	105.80
80	A6	1619	C	C6-N1-C2	-6.32	117.77	120.30
32	Ce	10	ARG	NE-CZ-NH1	-6.32	117.14	120.30
36	A5	2393	G	N9-C4-C5	-6.32	102.87	105.40
36	A1	2973	G	N1-C6-O6	6.32	123.69	119.90
38	A4	81	U	C6-N1-C2	-6.32	117.21	121.00
80	A6	355	G	C5-C6-N1	6.32	114.66	111.50
36	A5	2375	G	C5-C6-N1	6.32	114.66	111.50
1	A2	1246	C	C5-C4-N4	6.32	124.62	120.20
36	A1	1474	A	C2-N3-C4	-6.32	107.44	110.60
36	A5	248	U	N1-C2-O2	6.32	127.22	122.80
36	A5	892	U	N3-C4-C5	6.32	118.39	114.60
36	A5	1733	G	N1-C6-O6	6.32	123.69	119.90
36	A5	1407	A	C8-N9-C4	6.32	108.33	105.80
36	A5	2996	U	C2-N1-C1'	6.32	125.28	117.70
36	A5	625	G	C5-C6-O6	6.32	132.39	128.60
36	A5	947	G	N3-C4-N9	6.32	129.79	126.00
36	A5	1833	G	N7-C8-N9	-6.32	109.94	113.10
36	A5	2614	G	C8-N9-C1'	-6.32	118.79	127.00
1	A2	377	G	C5-C6-O6	-6.32	124.81	128.60
36	A1	335	G	C8-N9-C4	-6.32	103.87	106.40
36	A1	1294	A	C8-N9-C4	-6.32	103.27	105.80
36	A1	1518	U	N1-C2-N3	6.32	118.69	114.90
36	A1	3001	C	N3-C4-C5	6.32	124.43	121.90
36	A5	436	A	C5-N7-C8	-6.32	100.74	103.90
36	A5	3011	A	N1-C2-N3	-6.32	126.14	129.30
36	A5	3309	G	C6-N1-C2	-6.32	121.31	125.10
36	A1	1472	U	N1-C2-O2	-6.31	118.38	122.80
36	A1	1492	G	N9-C4-C5	6.31	107.93	105.40
80	A6	350	U	N3-C2-O2	-6.31	117.78	122.20
36	A5	510	G	C5-C6-N1	6.31	114.66	111.50
36	A5	631	U	N3-C4-C5	6.31	118.39	114.60
36	A5	1130	A	N3-C4-C5	-6.31	122.38	126.80
1	A2	1430	U	C5-C4-O4	6.31	129.69	125.90
36	A1	1846	C	C2-N3-C4	-6.31	116.74	119.90
36	A1	2369	G	C5-C6-N1	6.31	114.66	111.50
36	A5	676	G	C8-N9-C4	-6.31	103.88	106.40
36	A5	1188	U	C5-C4-O4	-6.31	122.11	125.90
36	A5	1300	G	C5-C6-O6	-6.31	124.81	128.60
36	A5	1902	G	N3-C4-N9	6.31	129.79	126.00

Continued on next page...

Continued from previous page...

Mol	Chain	Res	Type	Atoms	Z	Observed(°)	Ideal(°)
36	A5	3245	A	C5-C6-N6	-6.31	118.65	123.70
36	A1	434	U	N1-C2-O2	6.31	127.22	122.80
36	A5	904	A	C8-N9-C4	-6.31	103.28	105.80
36	A5	2420	C	C5-C4-N4	-6.31	115.78	120.20
36	A1	2906	C	N1-C2-N3	6.31	123.62	119.20
80	A6	65	A	C5-C6-N1	-6.31	114.55	117.70
36	A5	3187	A	C4-C5-N7	-6.31	107.55	110.70
36	A1	953	G	C4-N9-C1'	-6.31	118.30	126.50
36	A1	1136	A	C6-N1-C2	-6.31	114.82	118.60
36	A1	1646	G	C4-C5-N7	6.31	113.32	110.80
36	A5	600	G	C8-N9-C4	-6.31	103.88	106.40
36	A5	1123	U	C5-C6-N1	-6.31	119.55	122.70
36	A5	3270	U	C5-C6-N1	-6.31	119.55	122.70
39	DA	204	MET	CG-SD-CE	-6.31	90.11	100.20
36	A5	3258	U	C6-N1-C2	6.31	124.78	121.00
1	A2	1027	A	N7-C8-N9	6.30	116.95	113.80
36	A1	285	A	C5-C6-N6	-6.30	118.66	123.70
36	A1	658	G	C4-N9-C1'	6.30	134.69	126.50
36	A1	1153	A	N1-C6-N6	6.30	122.38	118.60
64	Ba	12	ARG	NE-CZ-NH2	-6.30	117.15	120.30
80	A6	653	C	C6-N1-C1'	-6.30	113.23	120.80
36	A5	1449	A	C5-C6-N1	-6.30	114.55	117.70
36	A5	1844	C	C2-N3-C4	-6.30	116.75	119.90
36	A5	2821	C	C5-C6-N1	6.30	124.15	121.00
1	A2	189	C	N1-C2-O2	6.30	122.68	118.90
68	De	47	ARG	NE-CZ-NH2	-6.30	117.15	120.30
1	A2	973	A	C2-N3-C4	-6.30	107.45	110.60
36	A1	509	U	N1-C2-N3	6.30	118.68	114.90
36	A1	1000	C	C6-N1-C1'	-6.30	113.24	120.80
36	A1	2851	A	N7-C8-N9	-6.30	110.65	113.80
62	BY	13	ARG	NE-CZ-NH1	6.30	123.45	120.30
80	A6	87	C	N1-C2-O2	-6.30	115.12	118.90
36	A5	112	U	C5-C4-O4	-6.30	122.12	125.90
36	A5	1306	G	C6-N1-C2	-6.30	121.32	125.10
36	A5	2303	A	N1-C6-N6	-6.30	114.82	118.60
37	A7	48	U	N3-C4-C5	6.30	118.38	114.60
1	A2	159	U	C2-N1-C1'	-6.30	110.14	117.70
36	A1	228	U	N1-C2-O2	6.30	127.21	122.80
36	A1	954	U	N1-C2-O2	-6.30	118.39	122.80
36	A1	2806	U	C2-N3-C4	-6.30	123.22	127.00
36	A5	582	G	C5-C6-O6	6.30	132.38	128.60
36	A5	2389	C	C5-C6-N1	-6.30	117.85	121.00

Continued on next page...

Continued from previous page...

Mol	Chain	Res	Type	Atoms	Z	Observed(°)	Ideal(°)
36	A1	90	C	C2-N3-C4	-6.30	116.75	119.90
49	DL	27	ASP	CB-CG-OD2	6.30	123.97	118.30
36	A1	3328	G	C8-N9-C4	-6.30	103.88	106.40
38	A4	2	A	N7-C8-N9	6.30	116.95	113.80
36	A5	2364	G	C5-C6-O6	6.30	132.38	128.60
36	A5	2777	G	C4-C5-N7	-6.30	108.28	110.80
36	A5	3317	U	N3-C4-O4	-6.30	114.99	119.40
1	A2	213	A	C8-N9-C4	6.29	108.32	105.80
36	A1	1082	U	C6-N1-C2	-6.29	117.22	121.00
36	A1	2390	A	N1-C2-N3	6.29	132.45	129.30
42	DD	248	ARG	NE-CZ-NH2	-6.29	117.15	120.30
36	A1	91	G	N3-C4-N9	-6.29	122.22	126.00
36	A1	405	U	C2-N3-C4	-6.29	123.22	127.00
36	A1	1433	A	C2-N3-C4	6.29	113.75	110.60
36	A1	1948	G	C5-C6-O6	-6.29	124.82	128.60
36	A5	276	U	C2-N3-C4	-6.29	123.22	127.00
36	A5	3360	C	C6-N1-C2	-6.29	117.78	120.30
36	A1	2805	G	N3-C2-N2	6.29	124.31	119.90
36	A5	1115	G	C8-N9-C4	-6.29	103.88	106.40
36	A5	1314	C	C6-N1-C1'	-6.29	113.25	120.80
36	A5	3330	A	C2-N3-C4	6.29	113.75	110.60
38	A4	21	C	N3-C2-O2	6.29	126.30	121.90
36	A5	793	C	N1-C2-O2	-6.29	115.13	118.90
36	A5	2211	U	N3-C4-C5	-6.29	110.83	114.60
36	A1	907	G	C2-N3-C4	6.29	115.04	111.90
80	A6	768	C	N3-C4-N4	6.29	122.40	118.00
36	A5	1940	G	N1-C2-N2	-6.29	110.54	116.20
36	A5	2833	A	N7-C8-N9	-6.29	110.66	113.80
36	A1	394	G	N1-C2-N3	-6.29	120.13	123.90
36	A1	1948	G	N9-C4-C5	-6.29	102.89	105.40
56	BS	40	ARG	CG-CD-NE	6.29	125.00	111.80
36	A5	1506	A	C5-N7-C8	-6.29	100.76	103.90
38	A8	52	A	C8-N9-C4	-6.29	103.29	105.80
1	A2	590	C	C2-N1-C1'	6.28	125.71	118.80
36	A1	1460	A	C6-N1-C2	-6.28	114.83	118.60
80	A6	687	G	C6-C5-N7	6.28	134.17	130.40
80	A6	1469	A	C8-N9-C4	6.28	108.31	105.80
80	A6	1793	G	C5-N7-C8	6.28	107.44	104.30
36	A5	2289	U	N3-C4-O4	-6.28	115.00	119.40
1	A2	68	A	C8-N9-C4	-6.28	103.29	105.80
1	A2	942	G	N1-C6-O6	-6.28	116.13	119.90
1	A2	627	C	N3-C4-N4	6.28	122.40	118.00

Continued on next page...

Continued from previous page...

Mol	Chain	Res	Type	Atoms	Z	Observed(°)	Ideal(°)
36	A1	365	A	C5-C6-N1	-6.28	114.56	117.70
36	A1	938	C	N1-C2-O2	-6.28	115.13	118.90
36	A1	942	U	C5-C4-O4	6.28	129.67	125.90
36	A1	2930	A	N9-C4-C5	6.28	108.31	105.80
80	A6	453	U	N1-C2-N3	6.28	118.67	114.90
80	A6	565	C	N3-C2-O2	-6.28	117.50	121.90
80	A6	1438	G	C8-N9-C4	6.28	108.91	106.40
36	A5	2616	C	C5-C4-N4	-6.28	115.80	120.20
36	A5	1168	U	N3-C4-C5	6.28	118.37	114.60
36	A5	1408	G	C2-N3-C4	-6.28	108.76	111.90
36	A5	2952	G	N1-C6-O6	6.28	123.67	119.90
36	A1	398	A	C2-N3-C4	6.28	113.74	110.60
36	A1	1341	U	N3-C4-O4	-6.28	115.01	119.40
80	A6	1044	U	N3-C2-O2	-6.28	117.81	122.20
1	A2	1000	C	C5-C6-N1	-6.28	117.86	121.00
1	A2	1515	A	C8-N9-C4	-6.28	103.29	105.80
36	A1	2417	U	C2-N3-C4	-6.28	123.23	127.00
36	A5	1056	U	N3-C4-C5	-6.28	110.83	114.60
36	A1	832	G	C8-N9-C4	6.27	108.91	106.40
36	A1	2284	C	N1-C2-O2	-6.27	115.14	118.90
36	A1	2299	A	C6-N1-C2	-6.27	114.84	118.60
37	A3	86	U	N1-C2-O2	-6.27	118.41	122.80
80	A6	402	C	C5-C4-N4	-6.27	115.81	120.20
38	A8	84	C	C6-N1-C2	-6.27	117.79	120.30
36	A1	808	A	C5-C6-N6	6.27	128.72	123.70
36	A1	1007	U	C5-C4-O4	-6.27	122.14	125.90
36	A1	1393	A	C6-N1-C2	-6.27	114.84	118.60
38	A4	15	G	N7-C8-N9	-6.27	109.96	113.10
80	A6	449	C	N3-C4-N4	-6.27	113.61	118.00
36	A5	2352	A	N1-C2-N3	6.27	132.44	129.30
36	A5	3317	U	C5-C6-N1	6.27	125.84	122.70
1	A2	1363	U	N1-C2-O2	6.27	127.19	122.80
1	A2	1456	C	C6-N1-C2	-6.27	117.79	120.30
1	A2	1465	C	N3-C4-C5	-6.27	119.39	121.90
36	A5	586	C	N3-C4-C5	6.27	124.41	121.90
36	A5	1383	G	N1-C6-O6	-6.27	116.14	119.90
36	A5	1511	U	C5-C6-N1	-6.27	119.56	122.70
1	A2	75	U	N3-C2-O2	-6.27	117.81	122.20
1	A2	1198	G	N9-C4-C5	6.27	107.91	105.40
36	A1	1297	C	C6-N1-C2	6.27	122.81	120.30
80	A6	1073	G	C5-C6-N1	6.27	114.63	111.50
36	A5	2735	U	C6-N1-C2	-6.27	117.24	121.00

Continued on next page...

Continued from previous page...

Mol	Chain	Res	Type	Atoms	Z	Observed(°)	Ideal(°)
36	A5	3218	A	N3-C4-C5	6.27	131.19	126.80
1	A2	340	U	N3-C2-O2	-6.27	117.81	122.20
1	A2	377	G	N3-C4-C5	6.27	131.73	128.60
36	A1	1144	U	N3-C4-C5	6.27	118.36	114.60
36	A1	1492	G	C8-N9-C1'	-6.27	118.85	127.00
38	A4	10	A	N9-C4-C5	6.27	108.31	105.80
64	Ba	46	ASP	N-CA-C	-6.27	94.08	111.00
36	A5	2139	A	C5-N7-C8	6.27	107.03	103.90
36	A1	1448	U	N1-C2-O2	-6.27	118.41	122.80
36	A1	1796	G	N3-C4-C5	-6.27	125.47	128.60
36	A5	1411	C	N1-C2-O2	-6.27	115.14	118.90
36	A1	124	U	N3-C4-O4	-6.26	115.02	119.40
36	A1	1336	U	C6-N1-C2	-6.26	117.24	121.00
36	A1	3260	G	C5-C6-O6	6.26	132.36	128.60
40	BB	21	ARG	NE-CZ-NH1	-6.26	117.17	120.30
80	A6	62	A	N1-C6-N6	6.26	122.36	118.60
80	A6	1550	A	C5-C6-N6	-6.26	118.69	123.70
36	A5	637	C	C2-N1-C1'	-6.26	111.91	118.80
36	A5	2164	A	C8-N9-C4	-6.26	103.29	105.80
38	A8	38	U	C5-C4-O4	6.26	129.66	125.90
1	A2	404	G	C8-N9-C4	6.26	108.91	106.40
1	A2	868	G	N1-C6-O6	6.26	123.66	119.90
1	A2	942	G	C8-N9-C4	-6.26	103.89	106.40
36	A1	1003	A	C5-C6-N6	-6.26	118.69	123.70
36	A1	2382	G	C5-C6-O6	6.26	132.36	128.60
80	A6	382	C	C2-N3-C4	-6.26	116.77	119.90
80	A6	769	A	N9-C4-C5	6.26	108.31	105.80
36	A1	847	A	C6-C5-N7	-6.26	127.92	132.30
36	A1	3143	C	C2-N1-C1'	-6.26	111.91	118.80
38	A4	12	A	N9-C4-C5	6.26	108.31	105.80
36	A5	950	G	C8-N9-C4	6.26	108.91	106.40
36	A5	1211	U	N3-C4-O4	-6.26	115.02	119.40
36	A1	2340	U	N3-C4-O4	-6.26	115.02	119.40
36	A1	2361	A	C6-N1-C2	-6.26	114.84	118.60
36	A5	314	U	C5-C4-O4	6.26	129.66	125.90
36	A5	674	G	C8-N9-C4	-6.26	103.90	106.40
1	A2	810	G	C6-C5-N7	-6.26	126.64	130.40
36	A1	281	G	C6-N1-C2	-6.26	121.34	125.10
36	A1	2308	C	N1-C2-O2	-6.26	115.14	118.90
36	A1	3219	G	N3-C4-N9	6.26	129.75	126.00
38	A4	135	G	N9-C4-C5	6.26	107.90	105.40
36	A1	304	G	C2-N3-C4	6.26	115.03	111.90

Continued on next page...

Continued from previous page...

Mol	Chain	Res	Type	Atoms	Z	Observed(°)	Ideal(°)
36	A1	347	G	C4-C5-N7	6.26	113.30	110.80
36	A1	2249	G	C5-C6-N1	6.26	114.63	111.50
41	BC	283	THR	CB-CA-C	-6.26	94.70	111.60
36	A5	1297	C	C4-C5-C6	6.26	120.53	117.40
36	A5	2808	A	N1-C2-N3	6.26	132.43	129.30
37	A7	92	A	C6-C5-N7	-6.26	127.92	132.30
40	DB	10	ARG	NE-CZ-NH1	6.26	123.43	120.30
36	A1	498	A	C5-C6-N6	6.25	128.70	123.70
36	A1	80	G	N3-C4-C5	-6.25	125.47	128.60
36	A1	278	U	C6-N1-C2	-6.25	117.25	121.00
36	A1	421	G	C4-C5-N7	6.25	113.30	110.80
36	A1	1204	A	C5-C6-N1	-6.25	114.57	117.70
36	A5	2429	G	C8-N9-C4	-6.25	103.90	106.40
36	A1	365	A	C2-N3-C4	-6.25	107.47	110.60
36	A1	1052	U	N3-C4-O4	-6.25	115.02	119.40
80	A6	396	G	C4-C5-N7	6.25	113.30	110.80
80	A6	400	A	C5-C6-N6	-6.25	118.70	123.70
36	A5	2516	U	C2-N3-C4	-6.25	123.25	127.00
36	A5	2886	U	N3-C2-O2	-6.25	117.82	122.20
80	A6	767	U	C5-C4-O4	6.25	129.65	125.90
36	A5	2128	C	N3-C2-O2	-6.25	117.53	121.90
36	A1	656	A	C4-C5-C6	6.25	120.12	117.00
36	A1	808	A	C4-C5-N7	-6.25	107.58	110.70
36	A1	2877	G	C4-C5-N7	-6.25	108.30	110.80
36	A5	1389	G	C5-N7-C8	-6.25	101.18	104.30
36	A5	1688	U	N1-C2-O2	6.25	127.17	122.80
37	A7	44	C	N3-C4-C5	-6.25	119.40	121.90
1	A2	1654	G	C8-N9-C4	-6.25	103.90	106.40
36	A1	407	A	C5-N7-C8	-6.25	100.78	103.90
36	A1	979	U	C5-C4-O4	6.25	129.65	125.90
36	A1	1173	U	N3-C4-C5	6.25	118.35	114.60
36	A1	1337	A	C5-C6-N1	6.25	120.82	117.70
80	A6	391	A	C5-N7-C8	6.25	107.02	103.90
80	A6	1471	A	C8-N9-C4	-6.25	103.30	105.80
49	BL	85	LEU	CA-CB-CG	6.25	129.66	115.30
36	A5	644	G	N1-C6-O6	-6.25	116.15	119.90
36	A5	3052	G	N7-C8-N9	-6.25	109.98	113.10
1	A2	543	C	N3-C2-O2	-6.24	117.53	121.90
1	A2	1633	A	N9-C4-C5	6.24	108.30	105.80
7	CF	92	ARG	NE-CZ-NH1	6.24	123.42	120.30
36	A5	2777	G	N9-C4-C5	6.24	107.90	105.40
36	A1	417	A	C8-N9-C4	6.24	108.30	105.80

Continued on next page...

Continued from previous page...

Mol	Chain	Res	Type	Atoms	Z	Observed(°)	Ideal(°)
36	A1	1455	U	C5-C6-N1	-6.24	119.58	122.70
36	A1	2305	G	C8-N9-C1'	-6.24	118.89	127.00
36	A5	1449	A	N3-C4-C5	6.24	131.17	126.80
36	A1	1163	A	N7-C8-N9	6.24	116.92	113.80
36	A1	1464	G	N7-C8-N9	-6.24	109.98	113.10
36	A1	2867	C	N3-C2-O2	-6.24	117.53	121.90
80	A6	372	G	C6-C5-N7	6.24	134.14	130.40
36	A5	2930	A	C8-N9-C4	-6.24	103.30	105.80
1	A2	1670	G	C8-N9-C1'	-6.24	118.89	127.00
36	A1	1400	G	N7-C8-N9	-6.24	109.98	113.10
36	A1	2517	U	C5-C6-N1	-6.24	119.58	122.70
80	A6	1643	U	C5-C4-O4	6.24	129.64	125.90
36	A5	146	U	N3-C4-O4	-6.24	115.03	119.40
36	A5	2754	G	N1-C6-O6	-6.24	116.16	119.90
1	A2	1766	A	C8-N9-C4	6.24	108.30	105.80
36	A5	2728	G	C8-N9-C4	-6.24	103.91	106.40
1	A2	933	A	C8-N9-C4	-6.24	103.31	105.80
36	A1	784	A	N1-C6-N6	6.24	122.34	118.60
36	A1	797	U	N3-C4-C5	6.24	118.34	114.60
38	A4	88	A	C5-C6-N6	-6.24	118.71	123.70
36	A5	891	G	C8-N9-C4	6.24	108.89	106.40
36	A5	1425	U	N3-C4-O4	-6.24	115.03	119.40
36	A5	1500	G	C8-N9-C4	6.24	108.89	106.40
36	A1	331	G	C6-C5-N7	6.23	134.14	130.40
36	A1	416	A	C5-C6-N6	6.23	128.69	123.70
1	A2	494	U	N1-C2-O2	6.23	127.16	122.80
12	AK	76	LEU	CA-CB-CG	6.23	129.63	115.30
36	A1	328	U	N3-C2-O2	-6.23	117.84	122.20
36	A1	786	A	C5-N7-C8	6.23	107.02	103.90
36	A5	670	C	N3-C4-C5	6.23	124.39	121.90
36	A5	1009	A	C8-N9-C4	-6.23	103.31	105.80
1	A2	1595	U	C5-C4-O4	-6.23	122.16	125.90
36	A1	576	C	C5-C6-N1	-6.23	117.88	121.00
38	A4	30	C	N3-C4-N4	-6.23	113.64	118.00
44	BF	163	LEU	CA-CB-CG	-6.23	100.97	115.30
36	A5	1911	A	N7-C8-N9	-6.23	110.69	113.80
36	A5	2133	U	N3-C4-C5	6.23	118.34	114.60
36	A5	3216	G	C6-N1-C2	-6.23	121.36	125.10
36	A5	3298	C	N1-C2-O2	-6.23	115.16	118.90
36	A5	1115	G	N3-C4-C5	-6.23	125.49	128.60
36	A5	1753	G	N3-C4-C5	-6.23	125.49	128.60
1	A2	1329	A	C5-C6-N6	-6.23	118.72	123.70

Continued on next page...

Continued from previous page...

Mol	Chain	Res	Type	Atoms	Z	Observed(°)	Ideal(°)
36	A1	940	G	C5-C6-O6	6.23	132.34	128.60
36	A1	1392	G	N1-C2-N3	-6.23	120.16	123.90
80	A6	1027	A	C5-N7-C8	-6.23	100.79	103.90
80	A6	1410	A	N1-C6-N6	6.23	122.34	118.60
36	A5	437	G	N3-C2-N2	-6.23	115.54	119.90
36	A5	2716	U	C6-N1-C2	-6.23	117.26	121.00
36	A1	1515	A	C5-C6-N1	-6.23	114.59	117.70
36	A5	974	G	N3-C4-N9	6.23	129.74	126.00
36	A1	677	A	N9-C4-C5	-6.22	103.31	105.80
36	A1	2197	C	C2-N3-C4	6.22	123.01	119.90
36	A1	2985	C	N3-C4-C5	-6.22	119.41	121.90
54	BQ	99	THR	N-CA-C	6.22	127.81	111.00
80	A6	66	U	C5-C6-N1	-6.22	119.59	122.70
36	A5	691	A	C2-N3-C4	-6.22	107.49	110.60
36	A5	2301	U	N3-C4-C5	6.22	118.33	114.60
38	A8	53	A	C2-N3-C4	6.22	113.71	110.60
1	A2	1297	G	N7-C8-N9	-6.22	109.99	113.10
1	A2	1454	G	C5-C6-O6	6.22	132.33	128.60
36	A1	935	U	C4-C5-C6	6.22	123.43	119.70
36	A1	1051	U	C5-C4-O4	6.22	129.63	125.90
36	A1	2762	A	N7-C8-N9	-6.22	110.69	113.80
36	A1	2960	C	N3-C4-C5	6.22	124.39	121.90
36	A1	3119	U	N3-C2-O2	-6.22	117.84	122.20
36	A1	3190	C	C2-N3-C4	-6.22	116.79	119.90
80	A6	1030	A	C5-C6-N6	6.22	128.68	123.70
80	A6	1257	U	N3-C2-O2	-6.22	117.84	122.20
36	A5	514	G	N1-C6-O6	6.22	123.63	119.90
36	A5	3308	C	C5-C6-N1	-6.22	117.89	121.00
1	A2	523	G	N3-C4-C5	-6.22	125.49	128.60
36	A1	702	C	N1-C2-O2	-6.22	115.17	118.90
36	A1	867	G	N1-C2-N2	6.22	121.80	116.20
36	A1	2828	G	N3-C2-N2	6.22	124.25	119.90
36	A5	32	U	N1-C2-O2	-6.22	118.44	122.80
36	A5	150	A	C5-C6-N6	-6.22	118.72	123.70
36	A1	439	C	C2-N1-C1'	6.22	125.64	118.80
36	A1	2246	G	C8-N9-C4	-6.22	103.91	106.40
36	A1	3344	A	C4-N9-C1'	6.22	137.50	126.30
80	A6	1478	G	C8-N9-C1'	-6.22	118.91	127.00
36	A5	2242	A	C5-C6-N6	6.22	128.68	123.70
1	A2	1747	G	C8-N9-C4	6.22	108.89	106.40
36	A1	909	G	C5-C6-N1	6.22	114.61	111.50
36	A1	1374	G	C4-C5-N7	6.22	113.29	110.80

Continued on next page...

Continued from previous page...

Mol	Chain	Res	Type	Atoms	Z	Observed(°)	Ideal(°)
36	A5	1148	G	C5-C6-O6	-6.22	124.87	128.60
36	A5	2572	C	C6-N1-C2	-6.22	117.81	120.30
36	A1	496	C	N1-C2-O2	-6.22	115.17	118.90
36	A1	3318	G	N3-C4-N9	6.22	129.73	126.00
12	CK	83	PRO	N-CA-CB	6.22	110.76	103.30
36	A1	576	C	C5-C4-N4	-6.21	115.85	120.20
36	A1	998	A	C2-N3-C4	6.21	113.71	110.60
36	A1	1889	G	C5-C6-N1	-6.21	108.39	111.50
80	A6	396	G	N3-C2-N2	6.21	124.25	119.90
36	A5	1300	G	C4-C5-N7	6.21	113.29	110.80
36	A5	2198	A	C2-N3-C4	-6.21	107.49	110.60
36	A5	3000	A	C8-N9-C4	6.21	108.29	105.80
36	A5	1468	A	C8-N9-C4	-6.21	103.31	105.80
36	A1	701	G	N1-C6-O6	-6.21	116.17	119.90
36	A5	624	G	C8-N9-C4	6.21	108.88	106.40
36	A5	656	A	C8-N9-C4	6.21	108.28	105.80
1	A2	1218	G	N1-C6-O6	6.21	123.63	119.90
36	A1	2246	G	N3-C2-N2	-6.21	115.55	119.90
80	A6	1396	U	C6-N1-C2	-6.21	117.27	121.00
36	A1	2276	G	C8-N9-C4	-6.21	103.92	106.40
36	A1	2361	A	N9-C4-C5	6.21	108.28	105.80
38	A4	74	U	C5-C6-N1	-6.21	119.60	122.70
56	BS	58	ILE	CG1-CB-CG2	-6.21	97.74	111.40
36	A5	359	U	C5-C4-O4	-6.21	122.17	125.90
36	A5	1161	G	C2-N3-C4	6.21	115.00	111.90
36	A5	1888	U	C2-N3-C4	-6.21	123.28	127.00
36	A5	2117	A	C6-N1-C2	-6.21	114.87	118.60
36	A5	2645	G	C6-N1-C2	-6.21	121.38	125.10
1	A2	736	C	N1-C2-O2	6.21	122.62	118.90
80	A6	290	G	C8-N9-C4	-6.21	103.92	106.40
37	A7	25	G	N3-C2-N2	-6.21	115.56	119.90
36	A5	994	G	N3-C2-N2	6.21	124.24	119.90
36	A5	2133	U	N3-C4-O4	-6.21	115.06	119.40
36	A1	2679	A	C5-C6-N1	-6.20	114.60	117.70
37	A3	103	A	N7-C8-N9	-6.20	110.70	113.80
80	A6	447	U	N1-C2-N3	6.20	118.62	114.90
36	A5	726	G	C5-N7-C8	-6.20	101.20	104.30
36	A1	1307	G	C2-N3-C4	6.20	115.00	111.90
36	A1	2957	G	N3-C2-N2	-6.20	115.56	119.90
80	A6	364	G	C6-N1-C2	-6.20	121.38	125.10
80	A6	987	G	N3-C2-N2	-6.20	115.56	119.90
36	A5	3014	U	C5-C4-O4	-6.20	122.18	125.90

Continued on next page...

Continued from previous page...

Mol	Chain	Res	Type	Atoms	Z	Observed(°)	Ideal(°)
36	A5	3175	U	C6-N1-C2	-6.20	117.28	121.00
53	DP	127	ARG	NE-CZ-NH1	6.20	123.40	120.30
36	A1	751	A	N1-C2-N3	-6.20	126.20	129.30
36	A1	1369	A	N9-C4-C5	-6.20	103.32	105.80
41	BC	138	ARG	NE-CZ-NH2	-6.20	117.20	120.30
80	A6	1200	G	C4-N9-C1'	-6.20	118.44	126.50
80	A6	1600	A	C4-C5-N7	6.20	113.80	110.70
36	A5	425	G	N7-C8-N9	-6.20	110.00	113.10
36	A5	1307	G	C8-N9-C4	-6.20	103.92	106.40
36	A5	1810	A	C8-N9-C4	6.20	108.28	105.80
36	A5	2930	A	N9-C4-C5	6.20	108.28	105.80
36	A1	352	A	C2-N3-C4	-6.20	107.50	110.60
36	A1	3218	A	N9-C4-C5	6.20	108.28	105.80
80	A6	1354	G	C8-N9-C4	-6.20	103.92	106.40
80	A6	1666	U	C5-C4-O4	6.20	129.62	125.90
36	A5	326	U	N3-C4-C5	6.20	118.32	114.60
36	A5	911	C	N1-C2-O2	-6.20	115.18	118.90
36	A5	3334	U	N3-C2-O2	-6.20	117.86	122.20
36	A1	2856	G	N7-C8-N9	-6.20	110.00	113.10
36	A5	2169	G	N1-C6-O6	-6.20	116.18	119.90
36	A5	2524	A	C6-N1-C2	6.20	122.32	118.60
36	A5	2552	C	N3-C2-O2	-6.20	117.56	121.90
1	A2	186	C	C5-C6-N1	6.20	124.10	121.00
1	A2	189	C	C6-N1-C1'	-6.20	113.36	120.80
1	A2	1436	A	N9-C4-C5	-6.20	103.32	105.80
1	A2	1560	U	N1-C2-N3	6.20	118.62	114.90
36	A1	104	G	C5-C6-N1	6.20	114.60	111.50
36	A1	1326	A	C8-N9-C4	6.20	108.28	105.80
36	A1	2733	A	C8-N9-C4	6.20	108.28	105.80
80	A6	152	U	C5-C4-O4	6.20	129.62	125.90
36	A5	511	G	N3-C2-N2	6.20	124.24	119.90
36	A5	1389	G	N3-C4-N9	6.20	129.72	126.00
36	A1	420	G	C8-N9-C4	6.19	108.88	106.40
36	A1	2826	U	C4-C5-C6	6.19	123.42	119.70
36	A5	35	A	C2-N3-C4	-6.19	107.50	110.60
36	A5	494	G	N3-C4-C5	-6.19	125.50	128.60
36	A5	819	U	C6-N1-C2	6.19	124.72	121.00
36	A5	2615	G	C5-C6-O6	-6.19	124.88	128.60
36	A1	44	U	C6-N1-C2	6.19	124.72	121.00
36	A1	576	C	C6-N1-C2	6.19	122.78	120.30
36	A1	713	U	N3-C2-O2	-6.19	117.87	122.20
36	A1	2204	C	N1-C2-N3	6.19	123.53	119.20

Continued on next page...

Continued from previous page...

Mol	Chain	Res	Type	Atoms	Z	Observed(°)	Ideal(°)
80	A6	1749	A	C2-N3-C4	-6.19	107.50	110.60
36	A5	294	U	C5-C4-O4	-6.19	122.19	125.90
36	A5	823	C	N3-C4-C5	6.19	124.38	121.90
36	A5	2865	U	N1-C2-N3	-6.19	111.18	114.90
68	De	4	LEU	C-N-CD	6.19	141.40	128.40
36	A1	1114	U	N1-C2-O2	6.19	127.13	122.80
80	A6	1127	G	C8-N9-C4	-6.19	103.92	106.40
36	A5	1346	G	N3-C4-C5	6.19	131.70	128.60
36	A5	1883	A	N9-C4-C5	6.19	108.28	105.80
36	A5	3365	U	N1-C2-N3	6.19	118.61	114.90
36	A1	2314	U	N3-C2-O2	6.19	126.53	122.20
36	A5	83	U	C5-C4-O4	-6.19	122.19	125.90
36	A5	1035	G	N3-C4-N9	6.19	129.71	126.00
36	A5	2846	U	N1-C2-O2	-6.19	118.47	122.80
36	A1	1387	G	N7-C8-N9	-6.19	110.01	113.10
36	A1	2182	A	N1-C6-N6	-6.19	114.89	118.60
36	A1	2618	G	C6-N1-C2	-6.19	121.39	125.10
36	A1	3301	U	N3-C2-O2	-6.19	117.87	122.20
80	A6	359	A	C4-N9-C1'	-6.19	115.16	126.30
36	A5	818	C	N3-C4-C5	-6.19	119.42	121.90
36	A5	2808	A	N1-C6-N6	6.19	122.31	118.60
1	A2	874	C	C5-C6-N1	6.19	124.09	121.00
24	AW	65	LEU	CA-CB-CG	6.19	129.53	115.30
36	A1	592	A	C5-C6-N6	-6.19	118.75	123.70
36	A5	436	A	C8-N9-C1'	-6.19	116.56	127.70
36	A5	1430	U	C6-N1-C2	6.19	124.71	121.00
36	A1	1415	U	C5-C4-O4	6.18	129.61	125.90
41	BC	309	ARG	NE-CZ-NH1	6.18	123.39	120.30
36	A5	904	A	N9-C4-C5	6.18	108.27	105.80
36	A5	1143	A	C6-N1-C2	6.18	122.31	118.60
36	A5	1161	G	C8-N9-C4	6.18	108.87	106.40
1	A2	767	U	N3-C4-O4	-6.18	115.07	119.40
1	A2	1628	U	N3-C2-O2	-6.18	117.87	122.20
36	A1	2422	C	N1-C2-O2	6.18	122.61	118.90
36	A1	2786	G	N3-C4-C5	-6.18	125.51	128.60
36	A5	1119	C	C5-C4-N4	-6.18	115.87	120.20
52	DO	3[B]	SER	C-N-CA	-6.18	106.24	121.70
1	A2	1305	U	N1-C2-N3	6.18	118.61	114.90
36	A5	3065	G	C5-C6-O6	6.18	132.31	128.60
1	A2	1670	G	C4-N9-C1'	6.18	134.53	126.50
36	A1	857	G	N1-C6-O6	-6.18	116.19	119.90
36	A1	1382	G	N9-C4-C5	-6.18	102.93	105.40

Continued on next page...

Continued from previous page...

Mol	Chain	Res	Type	Atoms	Z	Observed(°)	Ideal(°)
36	A1	2197	C	N1-C2-O2	6.18	122.61	118.90
36	A1	2533	G	C4-N9-C1'	6.18	134.53	126.50
36	A1	2611	U	N3-C4-C5	6.18	118.31	114.60
36	A1	2952	G	C8-N9-C4	6.18	108.87	106.40
68	Be	27	ARG	NE-CZ-NH2	-6.18	117.21	120.30
36	A5	2399	A	C8-N9-C4	6.18	108.27	105.80
36	A1	922	U	C6-N1-C2	-6.18	117.29	121.00
36	A1	776	U	C2-N3-C4	-6.18	123.30	127.00
36	A1	2798	C	C5-C4-N4	6.18	124.52	120.20
38	A4	50	C	C6-N1-C2	-6.18	117.83	120.30
80	A6	1329	A	C5-C6-N6	-6.18	118.76	123.70
36	A5	1301	A	C5-C6-N6	-6.18	118.76	123.70
36	A1	1001	G	C8-N9-C4	-6.17	103.93	106.40
36	A1	2357	A	C5-C6-N6	-6.17	118.76	123.70
36	A1	2663	G	N3-C4-C5	-6.17	125.51	128.60
36	A5	32	U	C6-N1-C2	-6.17	117.30	121.00
36	A5	722	G	N9-C4-C5	6.17	107.87	105.40
36	A5	734	C	N1-C2-O2	6.17	122.61	118.90
36	A5	1134	G	C6-N1-C2	-6.17	121.39	125.10
36	A1	1187	C	N1-C2-N3	6.17	123.52	119.20
36	A1	1294	A	N9-C4-C5	6.17	108.27	105.80
36	A5	87	U	N3-C4-O4	-6.17	115.08	119.40
36	A5	1525	G	C4-N9-C1'	6.17	134.52	126.50
1	A2	734	A	N1-C6-N6	6.17	122.30	118.60
36	A1	546	C	C5-C6-N1	6.17	124.09	121.00
38	A4	39	G	N1-C6-O6	-6.17	116.20	119.90
80	A6	603	U	C2-N3-C4	-6.17	123.30	127.00
36	A5	408	A	N1-C2-N3	6.17	132.39	129.30
36	A5	3330	A	C6-N1-C2	-6.17	114.90	118.60
80	A6	44	U	N3-C4-O4	-6.17	115.08	119.40
36	A1	1118	C	C5-C6-N1	-6.17	117.92	121.00
36	A1	2380	U	N3-C4-C5	6.17	118.30	114.60
36	A1	2635	A	C5-N7-C8	-6.17	100.81	103.90
36	A1	3317	U	C5-C4-O4	6.17	129.60	125.90
80	A6	956	C	C5-C6-N1	-6.17	117.92	121.00
80	A6	1480	G	C8-N9-C4	-6.17	103.93	106.40
80	A6	1595	U	N1-C2-O2	6.17	127.12	122.80
36	A1	278	U	N1-C2-N3	6.17	118.60	114.90
36	A5	2228	A	C8-N9-C4	-6.17	103.33	105.80
36	A5	3266	G	C8-N9-C4	-6.17	103.93	106.40
36	A1	889	U	N3-C4-O4	-6.17	115.08	119.40
36	A5	1931	U	C5-C6-N1	-6.17	119.62	122.70

Continued on next page...

Continued from previous page...

Mol	Chain	Res	Type	Atoms	Z	Observed(°)	Ideal(°)
36	A1	1227	C	C5-C6-N1	6.16	124.08	121.00
80	A6	778	G	N3-C4-N9	6.16	129.70	126.00
80	A6	956	C	C6-N1-C2	6.16	122.77	120.30
36	A5	386	A	C4-C5-N7	6.16	113.78	110.70
36	A5	753	C	C5-C4-N4	-6.16	115.89	120.20
37	A7	46	A	C8-N9-C4	-6.16	103.33	105.80
36	A1	1142	G	C6-N1-C2	-6.16	121.40	125.10
38	A4	85	G	C6-C5-N7	-6.16	126.70	130.40
80	A6	1433	G	C8-N9-C4	-6.16	103.94	106.40
36	A5	590	G	C5-C6-N1	6.16	114.58	111.50
36	A5	600	G	C6-C5-N7	-6.16	126.70	130.40
36	A5	949	C	C5-C6-N1	-6.16	117.92	121.00
36	A5	1064	A	C8-N9-C4	6.16	108.26	105.80
1	A2	1258	U	C4-C5-C6	6.16	123.39	119.70
36	A1	2302	G	N3-C2-N2	6.16	124.21	119.90
80	A6	306	U	C6-N1-C2	6.16	124.69	121.00
36	A5	42	C	C2-N3-C4	6.16	122.98	119.90
36	A5	999	G	C2-N3-C4	6.16	114.98	111.90
36	A5	1007	U	C2-N3-C4	-6.16	123.30	127.00
36	A5	2381	G	N1-C6-O6	-6.16	116.20	119.90
36	A5	2858	U	N1-C2-N3	6.16	118.59	114.90
1	A2	36	C	N3-C4-N4	6.16	122.31	118.00
1	A2	704	C	C6-N1-C1'	-6.16	113.41	120.80
36	A5	2396	G	C8-N9-C4	-6.16	103.94	106.40
36	A1	61	A	N9-C4-C5	-6.16	103.34	105.80
36	A1	203	G	N1-C6-O6	-6.16	116.21	119.90
36	A1	641	C	N1-C2-O2	-6.16	115.21	118.90
36	A1	1392	G	C5-C6-N1	6.16	114.58	111.50
36	A1	2816	G	N3-C2-N2	6.16	124.21	119.90
78	Bo	74	CYS	CA-CB-SG	6.16	125.08	114.00
80	A6	1614	A	C6-C5-N7	-6.16	127.99	132.30
36	A5	351	A	C5-C6-N6	-6.16	118.78	123.70
36	A5	1381	A	C2-N3-C4	-6.16	107.52	110.60
36	A5	1591	G	C5-C6-N1	6.16	114.58	111.50
36	A5	3272	C	C6-N1-C2	6.16	122.76	120.30
36	A5	3358	U	N3-C2-O2	-6.16	117.89	122.20
36	A1	1336	U	C5-C4-O4	6.15	129.59	125.90
36	A1	1916	U	C6-N1-C2	6.15	124.69	121.00
36	A1	2973	G	C5-C6-O6	-6.15	124.91	128.60
1	A2	1490	C	C2-N1-C1'	6.15	125.57	118.80
36	A1	284	A	C8-N9-C4	-6.15	103.34	105.80
36	A1	1114	U	N1-C2-N3	-6.15	111.21	114.90

Continued on next page...

Continued from previous page...

Mol	Chain	Res	Type	Atoms	Z	Observed(°)	Ideal(°)
36	A1	2307	G	N1-C6-O6	-6.15	116.21	119.90
36	A5	1148	G	C5-C6-N1	6.15	114.58	111.50
36	A5	2757	U	N1-C2-O2	-6.15	118.49	122.80
36	A5	3228	C	N3-C2-O2	-6.15	117.59	121.90
36	A5	3345	G	N3-C2-N2	-6.15	115.59	119.90
36	A1	1778	G	C4-N9-C1'	6.15	134.49	126.50
36	A1	2867	C	C6-N1-C2	-6.15	117.84	120.30
80	A6	1481	C	N3-C4-C5	-6.15	119.44	121.90
80	A6	1723	U	N1-C2-N3	6.15	118.59	114.90
36	A5	822	G	N3-C4-N9	-6.15	122.31	126.00
36	A5	917	A	C8-N9-C4	-6.15	103.34	105.80
36	A5	2824	G	N3-C4-C5	-6.15	125.53	128.60
36	A1	1546	A	C4-C5-N7	-6.15	107.63	110.70
36	A1	2704	A	C5-C6-N6	6.15	128.62	123.70
36	A5	924	G	N3-C2-N2	-6.15	115.60	119.90
36	A1	272	G	C8-N9-C4	6.14	108.86	106.40
80	A6	947	U	N1-C2-O2	-6.14	118.50	122.80
80	A6	1631	A	C8-N9-C4	6.14	108.26	105.80
36	A5	2207	A	C5-N7-C8	-6.14	100.83	103.90
36	A1	672	A	C4-C5-N7	6.14	113.77	110.70
36	A1	1624	G	C8-N9-C4	-6.14	103.94	106.40
36	A1	2794	G	C8-N9-C4	-6.14	103.94	106.40
36	A5	102	C	N3-C4-N4	6.14	122.30	118.00
36	A5	2347	U	N3-C4-C5	6.14	118.29	114.60
1	A2	1781	A	C5-C6-N6	6.14	128.61	123.70
36	A5	1772	U	N3-C2-O2	-6.14	117.90	122.20
36	A1	1155	C	C5-C6-N1	6.14	124.07	121.00
36	A1	3089	C	N3-C4-C5	6.14	124.36	121.90
38	A4	2	A	C8-N9-C4	-6.14	103.34	105.80
80	A6	1122	G	N3-C4-C5	6.14	131.67	128.60
80	A6	1730	A	N1-C6-N6	6.14	122.28	118.60
36	A5	1303	A	C2-N3-C4	6.14	113.67	110.60
36	A5	2728	G	C6-N1-C2	-6.14	121.42	125.10
36	A5	2928	C	C6-N1-C2	-6.14	117.84	120.30
36	A1	606	C	C6-N1-C2	-6.14	117.84	120.30
36	A5	370	U	N1-C2-N3	6.14	118.58	114.90
36	A5	1162	U	C2-N3-C4	-6.14	123.32	127.00
36	A1	30	G	N3-C2-N2	6.14	124.19	119.90
80	A6	194	U	N1-C2-O2	6.14	127.10	122.80
80	A6	558	U	C5-C6-N1	6.14	125.77	122.70
80	A6	1241	G	C2-N3-C4	-6.14	108.83	111.90
36	A5	2775	U	C5-C4-O4	6.14	129.58	125.90

Continued on next page...

Continued from previous page...

Mol	Chain	Res	Type	Atoms	Z	Observed(°)	Ideal(°)
36	A5	2978	U	C2-N3-C4	-6.14	123.32	127.00
21	CT	89	ARG	NE-CZ-NH1	6.13	123.37	120.30
36	A5	1872	C	C4-C5-C6	6.13	120.47	117.40
1	A2	335	U	N1-C2-O2	-6.13	118.51	122.80
36	A1	574	U	C2-N3-C4	-6.13	123.32	127.00
80	A6	1347	U	C5-C6-N1	-6.13	119.63	122.70
36	A5	1165	A	C8-N9-C4	6.13	108.25	105.80
36	A5	3098	G	N1-C6-O6	-6.13	116.22	119.90
52	DO	117[A]	ARG	NE-CZ-NH2	-6.13	117.23	120.30
52	DO	117[B]	ARG	NE-CZ-NH2	-6.13	117.23	120.30
1	A2	627	C	C5-C4-N4	-6.13	115.91	120.20
36	A1	340	C	N1-C2-N3	6.13	123.49	119.20
36	A1	1163	A	C5-N7-C8	-6.13	100.83	103.90
36	A1	1343	A	C2-N3-C4	-6.13	107.53	110.60
68	Be	105	ARG	NE-CZ-NH2	-6.13	117.23	120.30
80	A6	1515	A	C8-N9-C4	-6.13	103.35	105.80
36	A5	3068	U	N1-C2-N3	6.13	118.58	114.90
36	A5	3266	G	C4-C5-N7	-6.13	108.35	110.80
38	A8	79	A	N9-C4-C5	-6.13	103.35	105.80
1	A2	781	U	C2-N1-C1'	6.13	125.06	117.70
36	A5	933	A	C2-N3-C4	-6.13	107.53	110.60
36	A5	2371	G	C8-N9-C4	6.13	108.85	106.40
1	A2	852	C	C5-C6-N1	6.13	124.06	121.00
1	A2	865	A	N1-C6-N6	-6.13	114.92	118.60
1	A2	1746	A	C8-N9-C4	6.13	108.25	105.80
36	A1	862	U	C5-C6-N1	6.13	125.76	122.70
36	A1	1149	G	N1-C6-O6	6.13	123.58	119.90
36	A1	2306	C	C2-N1-C1'	6.13	125.54	118.80
36	A5	909	G	C5-N7-C8	6.13	107.36	104.30
36	A5	2939	G	N7-C8-N9	-6.13	110.04	113.10
36	A1	1025	A	C8-N9-C4	-6.13	103.35	105.80
36	A1	1139	G	N1-C6-O6	-6.13	116.22	119.90
36	A1	2376	G	N3-C2-N2	-6.13	115.61	119.90
36	A1	2629	U	C5-C4-O4	6.13	129.58	125.90
36	A1	3318	G	C8-N9-C1'	-6.13	119.03	127.00
80	A6	1459	C	N1-C2-O2	-6.13	115.22	118.90
36	A5	2632	G	N9-C4-C5	6.13	107.85	105.40
36	A5	3101	G	N1-C6-O6	-6.13	116.22	119.90
1	A2	932	U	C5-C4-O4	6.12	129.57	125.90
36	A1	658	G	C8-N9-C1'	-6.12	119.04	127.00
36	A5	2176	U	N1-C2-N3	6.12	118.58	114.90
36	A1	650	C	C4-C5-C6	6.12	120.46	117.40

Continued on next page...

Continued from previous page...

Mol	Chain	Res	Type	Atoms	Z	Observed(°)	Ideal(°)
36	A1	1377	G	C4-C5-C6	-6.12	115.13	118.80
36	A1	2663	G	C2-N3-C4	6.12	114.96	111.90
36	A1	3049	A	N1-C6-N6	6.12	122.27	118.60
36	A1	3242	G	C8-N9-C4	-6.12	103.95	106.40
36	A5	33	G	C6-N1-C2	-6.12	121.43	125.10
36	A5	1114	U	N3-C4-C5	6.12	118.27	114.60
36	A5	3150	A	C2-N3-C4	-6.12	107.54	110.60
1	A2	1099	U	C5-C6-N1	6.12	125.76	122.70
36	A1	966	U	N3-C4-O4	-6.12	115.11	119.40
36	A1	1120	A	C6-N1-C2	-6.12	114.93	118.60
36	A1	1386	A	N1-C2-N3	6.12	132.36	129.30
45	BG	158	ASP	N-CA-C	6.12	127.53	111.00
36	A5	1719	G	N1-C6-O6	6.12	123.57	119.90
36	A1	638	C	N3-C4-C5	6.12	124.35	121.90
80	A6	1509	C	N3-C2-O2	-6.12	117.62	121.90
36	A5	2830	G	C6-N1-C2	-6.12	121.43	125.10
36	A5	3138	U	C5-C4-O4	-6.12	122.23	125.90
80	A6	15	U	C5-C4-O4	-6.12	122.23	125.90
36	A5	2359	C	C5-C6-N1	-6.12	117.94	121.00
36	A1	862	U	C5-C4-O4	-6.12	122.23	125.90
36	A5	386	A	N9-C4-C5	-6.12	103.35	105.80
38	A4	113	U	C2-N3-C4	-6.12	123.33	127.00
80	A6	997	G	N1-C6-O6	-6.12	116.23	119.90
36	A5	1044	U	N3-C4-C5	6.12	118.27	114.60
36	A1	2394	G	C5-C6-O6	-6.11	124.93	128.60
36	A5	1323	G	C8-N9-C4	-6.11	103.95	106.40
36	A1	797	U	C2-N3-C4	-6.11	123.33	127.00
36	A1	1000	C	C2-N1-C1'	6.11	125.52	118.80
80	A6	341	A	C8-N9-C4	-6.11	103.36	105.80
36	A5	367	A	N3-C4-N9	-6.11	122.51	127.40
36	A5	2395	G	C4-C5-N7	-6.11	108.36	110.80
36	A1	1183	C	N1-C2-O2	-6.11	115.23	118.90
37	A3	3	U	C5-C6-N1	-6.11	119.64	122.70
38	A4	21	C	C5-C6-N1	-6.11	117.94	121.00
80	A6	1299	G	N3-C4-N9	6.11	129.67	126.00
36	A5	880	G	C5-C6-N1	6.11	114.56	111.50
36	A5	2353	G	N3-C4-N9	6.11	129.67	126.00
1	A2	1346	A	N7-C8-N9	6.11	116.86	113.80
36	A5	2650	U	N3-C4-O4	-6.11	115.12	119.40
1	A2	1514	U	N3-C2-O2	-6.11	117.92	122.20
36	A1	919	U	C2-N3-C4	-6.11	123.33	127.00
36	A1	2957	G	N7-C8-N9	-6.11	110.05	113.10

Continued on next page...

Continued from previous page...

Mol	Chain	Res	Type	Atoms	Z	Observed(°)	Ideal(°)
36	A5	3110	C	C2-N3-C4	-6.11	116.85	119.90
36	A1	1467	A	C8-N9-C4	-6.11	103.36	105.80
36	A1	2705	A	C2-N3-C4	6.11	113.65	110.60
36	A1	2726	C	C4-C5-C6	6.11	120.45	117.40
36	A1	3312	U	C5-C6-N1	-6.11	119.65	122.70
38	A4	25	G	N9-C4-C5	6.11	107.84	105.40
36	A5	785	G	C2-N3-C4	6.11	114.95	111.90
36	A5	2930	A	C8-N9-C1'	6.11	138.69	127.70
36	A5	3086	A	C8-N9-C4	6.11	108.24	105.80
36	A1	1836	C	C6-N1-C2	6.10	122.74	120.30
36	A1	2372	A	N9-C4-C5	6.10	108.24	105.80
56	BS	51	VAL	CB-CA-C	-6.10	99.80	111.40
36	A5	933	A	C6-N1-C2	-6.10	114.94	118.60
80	A6	1295	G	N1-C6-O6	6.10	123.56	119.90
36	A5	673	U	C2-N3-C4	-6.10	123.34	127.00
36	A5	1119	C	N1-C2-O2	-6.10	115.24	118.90
36	A1	2148	U	C5-C4-O4	-6.10	122.24	125.90
36	A5	2646	C	N1-C2-O2	-6.10	115.24	118.90
36	A1	702	C	N1-C2-N3	6.10	123.47	119.20
36	A1	1505	C	C2-N3-C4	-6.10	116.85	119.90
36	A5	1124	U	N3-C4-C5	6.10	118.26	114.60
36	A5	1206	G	N3-C4-C5	-6.10	125.55	128.60
38	A8	15	G	C5-C6-N1	6.10	114.55	111.50
1	A2	621	A	C8-N9-C4	6.10	108.24	105.80
1	A2	1473	U	C5-C4-O4	6.10	129.56	125.90
1	A2	1596	C	C2-N1-C1'	6.10	125.51	118.80
36	A5	216	G	C6-C5-N7	-6.10	126.74	130.40
36	A5	516	A	N1-C6-N6	6.10	122.26	118.60
36	A1	941	G	C2-N3-C4	6.09	114.95	111.90
36	A1	2160	G	C6-C5-N7	-6.09	126.74	130.40
36	A1	2944	U	C4-C5-C6	-6.09	116.04	119.70
36	A5	1469	C	C4-C5-C6	6.09	120.45	117.40
36	A5	2833	A	C5-C6-N1	6.09	120.75	117.70
36	A1	617	G	N1-C2-N3	6.09	127.56	123.90
40	DB	205	VAL	CB-CA-C	-6.09	99.82	111.40
1	A2	266	A	N1-C6-N6	6.09	122.25	118.60
1	A2	1749	A	C8-N9-C4	6.09	108.24	105.80
36	A1	1103	A	C2-N3-C4	6.09	113.65	110.60
80	A6	1121	C	C6-N1-C2	6.09	122.74	120.30
80	A6	1244	A	C8-N9-C4	-6.09	103.36	105.80
80	A6	1482	C	C6-N1-C2	6.09	122.74	120.30
80	A6	1662	G	C5-C6-N1	6.09	114.55	111.50

Continued on next page...

Continued from previous page...

Mol	Chain	Res	Type	Atoms	Z	Observed(°)	Ideal(°)
36	A5	1909	A	N1-C2-N3	-6.09	126.25	129.30
36	A5	2386	A	C5-C6-N6	-6.09	118.83	123.70
36	A5	2749	G	N1-C2-N3	-6.09	120.25	123.90
1	A2	192	U	N3-C2-O2	-6.09	117.94	122.20
80	A6	682	C	C5-C6-N1	6.09	124.04	121.00
36	A5	1652	G	C8-N9-C4	6.09	108.84	106.40
36	A5	2134	G	C2-N3-C4	6.09	114.94	111.90
36	A5	2358	A	C8-N9-C4	6.09	108.24	105.80
36	A5	2620	G	N1-C6-O6	-6.09	116.25	119.90
36	A1	1133	A	N7-C8-N9	-6.09	110.76	113.80
36	A5	935	U	C5-C4-O4	-6.09	122.25	125.90
36	A5	2865	U	C2-N1-C1'	6.09	125.01	117.70
36	A1	1122	U	N3-C4-O4	-6.09	115.14	119.40
36	A1	2306	C	N3-C4-N4	-6.09	113.74	118.00
36	A1	2758	A	C2-N3-C4	6.09	113.64	110.60
36	A5	1147	G	C6-C5-N7	6.09	134.05	130.40
36	A5	2368	A	N1-C6-N6	-6.09	114.95	118.60
36	A1	302	U	C5-C6-N1	-6.08	119.66	122.70
36	A1	511	G	N1-C6-O6	-6.08	116.25	119.90
36	A1	670	C	C2-N3-C4	-6.08	116.86	119.90
36	A1	1329	U	C3'-C2'-C1'	6.08	106.37	101.50
80	A6	84	A	N1-C6-N6	-6.08	114.95	118.60
36	A5	282	G	N9-C4-C5	6.08	107.83	105.40
1	A2	61	A	C8-N9-C4	-6.08	103.37	105.80
36	A1	1472	U	C5-C6-N1	-6.08	119.66	122.70
80	A6	1792	G	C6-C5-N7	-6.08	126.75	130.40
36	A5	341	G	N1-C6-O6	6.08	123.55	119.90
38	A8	14	C	C2-N3-C4	-6.08	116.86	119.90
36	A1	371	G	N3-C2-N2	6.08	124.16	119.90
36	A1	1145	G	C5-N7-C8	6.08	107.34	104.30
36	A1	3242	G	C4-C5-C6	-6.08	115.15	118.80
36	A5	125	C	N3-C4-N4	-6.08	113.74	118.00
36	A1	1170	A	N1-C2-N3	-6.08	126.26	129.30
36	A1	2749	G	C6-C5-N7	-6.08	126.75	130.40
36	A5	1929	G	N9-C4-C5	-6.08	102.97	105.40
36	A5	2730	G	N3-C4-N9	-6.08	122.35	126.00
38	A8	47	C	N1-C2-O2	6.08	122.55	118.90
36	A5	2392	C	N3-C4-C5	6.08	124.33	121.90
1	A2	1057	U	C2-N1-C1'	6.08	124.99	117.70
36	A1	1155	C	C6-N1-C2	-6.08	117.87	120.30
36	A1	1724	U	N3-C2-O2	-6.08	117.95	122.20
36	A1	2177	G	N3-C4-N9	6.08	129.65	126.00

Continued on next page...

Continued from previous page...

Mol	Chain	Res	Type	Atoms	Z	Observed(°)	Ideal(°)
36	A1	2393	G	N1-C6-O6	6.08	123.55	119.90
36	A1	2434	U	C4-C5-C6	6.08	123.34	119.70
36	A5	1666	G	C5-C6-O6	6.08	132.25	128.60
36	A5	2128	C	C2-N3-C4	-6.08	116.86	119.90
36	A5	2791	G	N1-C6-O6	6.08	123.55	119.90
36	A1	1494	U	N3-C4-C5	6.07	118.24	114.60
36	A1	1719	G	C5-C6-O6	-6.07	124.96	128.60
36	A1	2770	G	N7-C8-N9	6.07	116.14	113.10
37	A7	40	C	C4-C5-C6	6.07	120.44	117.40
1	A2	377	G	N3-C4-N9	-6.07	122.36	126.00
80	A6	337	G	C5-C6-O6	-6.07	124.96	128.60
80	A6	1304	G	N3-C4-N9	6.07	129.64	126.00
36	A5	1136	A	N1-C2-N3	-6.07	126.26	129.30
36	A5	1192	C	C2-N3-C4	-6.07	116.86	119.90
51	BN	38	ARG	NE-CZ-NH1	6.07	123.33	120.30
36	A5	3020	U	C5-C4-O4	-6.07	122.26	125.90
36	A5	3382	U	N3-C2-O2	-6.07	117.95	122.20
36	A1	1481	A	C5-N7-C8	-6.07	100.86	103.90
36	A5	66	A	N9-C4-C5	-6.07	103.37	105.80
36	A5	2954	U	C5-C4-O4	-6.07	122.26	125.90
36	A1	509	U	C2-N3-C4	-6.07	123.36	127.00
36	A1	1145	G	N3-C2-N2	6.07	124.15	119.90
80	A6	36	C	C2-N3-C4	-6.07	116.87	119.90
80	A6	563	U	C5-C6-N1	-6.07	119.67	122.70
80	A6	1749	A	C5-N7-C8	-6.07	100.87	103.90
36	A5	976	U	N3-C2-O2	-6.07	117.95	122.20
36	A5	2764	C	N3-C4-C5	6.07	124.33	121.90
36	A1	694	C	N3-C4-C5	6.07	124.33	121.90
15	CN	114	ARG	NE-CZ-NH1	6.07	123.33	120.30
36	A5	1438	U	C2-N1-C1'	6.07	124.98	117.70
36	A1	2649	A	N1-C2-N3	-6.06	126.27	129.30
36	A1	3377	G	N3-C4-N9	6.06	129.64	126.00
80	A6	387	A	C2-N3-C4	6.06	113.63	110.60
36	A5	1902	G	N7-C8-N9	-6.06	110.07	113.10
36	A1	331	G	C2-N3-C4	6.06	114.93	111.90
36	A1	718	G	C2-N3-C4	-6.06	108.87	111.90
36	A1	1474	A	N1-C2-N3	6.06	132.33	129.30
36	A1	1743	G	C8-N9-C4	6.06	108.83	106.40
36	A1	2380	U	N1-C2-N3	6.06	118.54	114.90
80	A6	1428	G	C8-N9-C4	-6.06	103.97	106.40
36	A5	80	G	N1-C6-O6	-6.06	116.26	119.90
36	A5	883	A	N7-C8-N9	-6.06	110.77	113.80

Continued on next page...

Continued from previous page...

Mol	Chain	Res	Type	Atoms	Z	Observed(°)	Ideal(°)
36	A5	1808	G	N1-C6-O6	6.06	123.54	119.90
36	A5	1042	U	N3-C2-O2	-6.06	117.96	122.20
36	A1	1092	C	C6-N1-C2	-6.06	117.88	120.30
36	A1	2349	U	N3-C4-C5	6.06	118.23	114.60
46	BH	166	ARG	NE-CZ-NH2	6.06	123.33	120.30
80	A6	906	A	C2-N3-C4	-6.06	107.57	110.60
80	A6	1473	U	C5-C4-O4	6.06	129.54	125.90
80	A6	1754	A	N1-C6-N6	-6.06	114.96	118.60
36	A5	1222	G	P-O3'-C3'	6.06	126.97	119.70
36	A5	2353	G	C6-C5-N7	-6.06	126.76	130.40
36	A5	3245	A	N9-C4-C5	-6.06	103.38	105.80
1	A2	397	A	N1-C6-N6	-6.06	114.97	118.60
1	A2	719	U	C5-C6-N1	6.06	125.73	122.70
36	A1	388	G	C8-N9-C4	-6.06	103.98	106.40
38	A4	10	A	C6-N1-C2	-6.06	114.97	118.60
36	A5	920	A	N7-C8-N9	-6.06	110.77	113.80
36	A5	3382	U	C6-N1-C1'	-6.06	112.72	121.20
1	A2	557	G	N3-C4-N9	6.05	129.63	126.00
80	A6	799	A	C8-N9-C4	-6.05	103.38	105.80
80	A6	1473	U	C6-N1-C2	-6.05	117.37	121.00
36	A5	555	U	N3-C4-O4	6.05	123.64	119.40
36	A5	1168	U	N3-C4-O4	-6.05	115.16	119.40
36	A5	2415	C	N3-C4-C5	6.05	124.32	121.90
36	A5	2887	A	C6-N1-C2	6.05	122.23	118.60
36	A5	2911	A	C8-N9-C4	-6.05	103.38	105.80
1	A2	1192	C	N3-C2-O2	6.05	126.14	121.90
36	A1	46	U	N3-C2-O2	-6.05	117.96	122.20
36	A1	677	A	N1-C6-N6	6.05	122.23	118.60
36	A1	1379	G	C2-N3-C4	-6.05	108.87	111.90
38	A4	5	U	N1-C2-O2	-6.05	118.56	122.80
36	A5	311	C	N3-C4-C5	6.05	124.32	121.90
36	A5	2730	G	C5-N7-C8	-6.05	101.27	104.30
36	A5	2830	G	N3-C2-N2	-6.05	115.66	119.90
36	A5	3309	G	C5-C6-N1	6.05	114.53	111.50
52	DO	117[A]	ARG	CG-CD-NE	-6.05	99.09	111.80
52	DO	117[B]	ARG	CG-CD-NE	-6.05	99.09	111.80
36	A1	1175	C	N3-C4-C5	6.05	124.32	121.90
36	A1	1820	U	P-O3'-C3'	6.05	126.96	119.70
80	A6	623	A	C8-N9-C4	6.05	108.22	105.80
36	A5	927	C	N3-C4-C5	6.05	124.32	121.90
36	A5	1301	A	N9-C4-C5	-6.05	103.38	105.80
36	A5	1582	C	C6-N1-C2	-6.05	117.88	120.30

Continued on next page...

Continued from previous page...

Mol	Chain	Res	Type	Atoms	Z	Observed(°)	Ideal(°)
36	A5	1897	G	C5-C6-N1	6.05	114.53	111.50
36	A5	3182	G	C5-C6-O6	6.05	132.23	128.60
51	DN	96	ARG	NE-CZ-NH1	6.05	123.32	120.30
80	A6	1481	C	C3'-C2'-C1'	-6.05	96.66	101.50
36	A5	811	U	C4-C5-C6	6.05	123.33	119.70
36	A5	1869	C	C2-N3-C4	-6.05	116.88	119.90
36	A1	1450	G	C8-N9-C4	6.05	108.82	106.40
36	A1	2528	G	N3-C4-C5	6.05	131.62	128.60
80	A6	429	G	C4-C5-N7	-6.05	108.38	110.80
38	A8	42	G	N7-C8-N9	-6.05	110.08	113.10
36	A1	290	G	C2-N3-C4	6.04	114.92	111.90
36	A5	1518	U	N3-C2-O2	-6.04	117.97	122.20
1	A2	1121	C	C5-C6-N1	-6.04	117.98	121.00
36	A1	659	G	N1-C2-N2	-6.04	110.76	116.20
36	A1	1894	U	N3-C4-C5	6.04	118.23	114.60
36	A1	2161	G	N3-C4-C5	-6.04	125.58	128.60
36	A1	2930	A	C4-C5-N7	-6.04	107.68	110.70
1	A2	349	U	C4-C5-C6	6.04	123.33	119.70
1	A2	557	G	C6-C5-N7	-6.04	126.78	130.40
36	A1	2174	G	N1-C2-N3	6.04	127.53	123.90
36	A1	3228	C	C2-N1-C1'	6.04	125.44	118.80
80	A6	358	U	N1-C2-O2	-6.04	118.57	122.80
80	A6	640	U	C5-C6-N1	-6.04	119.68	122.70
80	A6	1164	G	C8-N9-C4	6.04	108.82	106.40
36	A5	424	G	N1-C6-O6	-6.04	116.28	119.90
36	A5	2837	A	N7-C8-N9	-6.04	110.78	113.80
36	A1	1800	A	N1-C6-N6	-6.04	114.98	118.60
11	CJ	3	ARG	NE-CZ-NH2	6.04	123.32	120.30
36	A5	2980	U	C6-N1-C2	-6.04	117.38	121.00
36	A5	3211	C	C4-C5-C6	6.04	120.42	117.40
1	A2	445	A	C2-N3-C4	6.04	113.62	110.60
1	A2	719	U	N1-C2-O2	6.04	127.03	122.80
36	A1	1347	U	N3-C2-O2	-6.04	117.97	122.20
36	A5	2993	G	N3-C4-N9	6.04	129.62	126.00
1	A2	1246	C	N3-C4-N4	-6.04	113.78	118.00
36	A1	630	A	C5-C6-N1	6.04	120.72	117.70
36	A1	1807	G	N3-C4-C5	-6.04	125.58	128.60
36	A1	2353	G	C6-C5-N7	-6.04	126.78	130.40
36	A1	2406	C	C4-C5-C6	6.04	120.42	117.40
69	Bf	67	MET	CG-SD-CE	-6.04	90.54	100.20
36	A5	1000	C	C6-N1-C2	-6.04	117.89	120.30
36	A1	3048	A	N7-C8-N9	6.03	116.82	113.80

Continued on next page...

Continued from previous page...

Mol	Chain	Res	Type	Atoms	Z	Observed(°)	Ideal(°)
38	A4	58	G	C8-N9-C4	6.03	108.81	106.40
36	A5	813	G	N9-C4-C5	6.03	107.81	105.40
36	A5	3003	G	C4-C5-C6	-6.03	115.18	118.80
36	A5	3148	U	N3-C4-C5	6.03	118.22	114.60
80	A6	1572	G	C6-C5-N7	-6.03	126.78	130.40
36	A5	1368	U	C6-N1-C2	6.03	124.62	121.00
1	A2	538	A	N1-C2-N3	-6.03	126.28	129.30
1	A2	1450	U	C5-C4-O4	6.03	129.52	125.90
36	A1	907	G	N7-C8-N9	6.03	116.12	113.10
36	A1	1312	C	N1-C2-O2	-6.03	115.28	118.90
36	A1	1175	C	C5-C4-N4	-6.03	115.98	120.20
36	A1	1881	A	N9-C4-C5	-6.03	103.39	105.80
37	A3	98	C	C4-C5-C6	6.03	120.41	117.40
64	Ba	66	ALA	N-CA-C	-6.03	94.72	111.00
36	A5	1184	A	C2-N3-C4	-6.03	107.59	110.60
36	A5	3318	G	N1-C6-O6	-6.03	116.28	119.90
36	A1	2187	G	N9-C4-C5	-6.03	102.99	105.40
36	A1	2620	G	C5-C6-O6	-6.03	124.98	128.60
36	A1	2902	A	C2-N3-C4	-6.03	107.59	110.60
36	A5	1117	G	C5-C6-O6	-6.03	124.98	128.60
36	A5	1128	U	C5-C6-N1	-6.03	119.69	122.70
36	A5	2361	A	C5-N7-C8	6.03	106.91	103.90
36	A5	3343	G	N1-C2-N2	-6.03	110.78	116.20
1	A2	144	U	N1-C2-N3	6.03	118.52	114.90
36	A1	39	A	N7-C8-N9	-6.03	110.79	113.80
36	A1	2129	U	C6-N1-C2	-6.03	117.39	121.00
36	A1	2941	A	C8-N9-C4	6.03	108.21	105.80
38	A4	14	C	C2-N3-C4	-6.03	116.89	119.90
80	A6	1550	A	N1-C6-N6	6.03	122.22	118.60
36	A5	2364	G	N3-C4-C5	-6.03	125.59	128.60
36	A5	2920	U	N1-C2-N3	6.03	118.52	114.90
36	A1	639	G	N9-C4-C5	-6.02	102.99	105.40
36	A5	341	G	N1-C2-N2	6.02	121.62	116.20
36	A1	934	G	C5-C6-N1	6.02	114.51	111.50
36	A1	3006	A	N1-C6-N6	6.02	122.21	118.60
36	A5	226	C	C5-C4-N4	-6.02	115.98	120.20
36	A5	520	U	N1-C2-N3	6.02	118.51	114.90
36	A5	795	G	C2-N3-C4	6.02	114.91	111.90
1	A2	1000	C	C5-C4-N4	6.02	124.42	120.20
36	A5	884	A	C4-C5-C6	-6.02	113.99	117.00
36	A1	1335	C	C2-N3-C4	-6.02	116.89	119.90
36	A1	2284	C	N1-C2-N3	6.02	123.41	119.20

Continued on next page...

Continued from previous page...

Mol	Chain	Res	Type	Atoms	Z	Observed(°)	Ideal(°)
36	A5	2844	C	N1-C2-O2	6.02	122.51	118.90
1	A2	75	U	C2-N1-C1'	6.02	124.92	117.70
1	A2	377	G	N1-C6-O6	6.02	123.51	119.90
1	A2	389	G	N3-C4-C5	-6.02	125.59	128.60
1	A2	1387	G	C5-C6-O6	-6.02	124.99	128.60
36	A1	81	C	N3-C4-C5	6.02	124.31	121.90
36	A1	700	C	N3-C4-C5	6.02	124.31	121.90
80	A6	879	G	C5-C6-O6	6.02	132.21	128.60
36	A5	2108	C	N3-C4-N4	-6.02	113.79	118.00
36	A5	2976	A	N7-C8-N9	-6.02	110.79	113.80
36	A5	3095	U	N3-C4-C5	6.02	118.21	114.60
1	A2	831	U	C6-N1-C2	-6.02	117.39	121.00
36	A1	50	U	N1-C2-O2	-6.02	118.59	122.80
36	A1	1152	G	C6-N1-C2	-6.02	121.49	125.10
38	A4	96	A	N1-C6-N6	6.02	122.21	118.60
80	A6	820	U	N3-C2-O2	6.02	126.41	122.20
36	A5	912	G	N3-C4-N9	6.02	129.61	126.00
1	A2	404	G	N9-C4-C5	-6.01	102.99	105.40
36	A1	197	G	N3-C2-N2	-6.01	115.69	119.90
36	A1	906	A	C5-C6-N1	6.01	120.71	117.70
36	A1	2979	U	N3-C4-O4	-6.01	115.19	119.40
38	A4	51	G	C5-C6-O6	-6.01	124.99	128.60
80	A6	1111	G	C4-C5-N7	6.01	113.20	110.80
36	A5	517	G	N1-C2-N3	6.01	127.51	123.90
36	A5	822	G	N3-C2-N2	-6.01	115.69	119.90
76	Dm	97	ARG	NE-CZ-NH2	-6.01	117.29	120.30
36	A1	968	G	N7-C8-N9	6.01	116.11	113.10
36	A1	2417	U	N1-C2-N3	6.01	118.51	114.90
36	A5	2939	G	C5-N7-C8	6.01	107.31	104.30
36	A5	3140	G	C5-N7-C8	-6.01	101.29	104.30
36	A1	405	U	N3-C4-C5	6.01	118.21	114.60
36	A1	1484	U	P-O3'-C3'	6.01	126.91	119.70
36	A1	1522	U	C2-N3-C4	-6.01	123.39	127.00
36	A1	2638	C	N1-C2-O2	6.01	122.51	118.90
36	A1	2692	A	C8-N9-C4	-6.01	103.39	105.80
80	A6	1781	A	C5-C6-N6	6.01	128.51	123.70
36	A1	867	G	N9-C4-C5	6.01	107.80	105.40
36	A1	1409	G	C6-C5-N7	6.01	134.00	130.40
36	A1	1604	G	C8-N9-C1'	-6.01	119.19	127.00
36	A1	933	A	C8-N9-C4	-6.01	103.40	105.80
36	A1	987	U	C5-C6-N1	-6.01	119.70	122.70
36	A1	1174	G	C4-C5-N7	6.01	113.20	110.80

Continued on next page...

Continued from previous page...

Mol	Chain	Res	Type	Atoms	Z	Observed(°)	Ideal(°)
36	A1	3212	C	N3-C4-C5	6.01	124.30	121.90
80	A6	375	U	N3-C4-C5	6.01	118.20	114.60
47	DI	83	ASP	CB-CG-OD1	-6.01	112.89	118.30
36	A1	1017	C	C5-C6-N1	6.01	124.00	121.00
36	A1	1433	A	C5-C6-N6	-6.01	118.89	123.70
36	A1	2168	A	N7-C8-N9	-6.01	110.80	113.80
36	A1	2879	C	C2-N3-C4	6.01	122.90	119.90
80	A6	150	U	N3-C4-O4	-6.01	115.20	119.40
36	A5	1242	G	C4-N9-C1'	6.01	134.31	126.50
36	A5	1340	G	N7-C8-N9	-6.01	110.10	113.10
36	A5	2724	U	C5-C4-O4	6.01	129.50	125.90
36	A5	2911	A	N1-C2-N3	-6.01	126.30	129.30
1	A2	1753	A	C8-N9-C4	6.00	108.20	105.80
36	A1	290	G	N1-C6-O6	-6.00	116.30	119.90
36	A5	1858	A	C4-C5-C6	6.00	120.00	117.00
1	A2	1157	A	C8-N9-C4	-6.00	103.40	105.80
36	A1	92	G	C5-C6-N1	6.00	114.50	111.50
36	A1	1941	C	N1-C2-O2	-6.00	115.30	118.90
36	A1	2990	G	N3-C4-C5	-6.00	125.60	128.60
36	A5	595	G	N1-C6-O6	-6.00	116.30	119.90
36	A5	1371	G	C6-N1-C2	-6.00	121.50	125.10
36	A5	3187	A	N7-C8-N9	-6.00	110.80	113.80
36	A1	2916	U	C4-C5-C6	6.00	123.30	119.70
36	A1	3214	U	C6-N1-C2	-6.00	117.40	121.00
36	A5	392	G	C5-C6-O6	-6.00	125.00	128.60
36	A5	641	C	C5-C4-N4	6.00	124.40	120.20
36	A5	903	U	C5-C6-N1	-6.00	119.70	122.70
36	A5	2381	G	C5-C6-O6	6.00	132.20	128.60
36	A1	1399	A	C8-N9-C4	6.00	108.20	105.80
36	A1	3225	C	C5-C6-N1	-6.00	118.00	121.00
80	A6	631	G	C8-N9-C4	-6.00	104.00	106.40
36	A5	701	G	C4-C5-N7	-6.00	108.40	110.80
36	A5	2603	G	C5-N7-C8	-6.00	101.30	104.30
36	A5	3369	G	C6-N1-C2	-6.00	121.50	125.10
1	A2	1601	G	C5-C6-N1	6.00	114.50	111.50
80	A6	1568	C	C2-N1-C1'	6.00	125.40	118.80
36	A5	1110	U	N3-C4-O4	-6.00	115.20	119.40
36	A5	1378	U	C6-N1-C2	6.00	124.60	121.00
36	A5	2346	C	N1-C2-O2	-6.00	115.30	118.90
40	DB	232	ARG	NE-CZ-NH2	-6.00	117.30	120.30
36	A1	440	A	C8-N9-C4	-6.00	103.40	105.80
80	A6	1594	G	N3-C4-N9	6.00	129.60	126.00

Continued on next page...

Continued from previous page...

Mol	Chain	Res	Type	Atoms	Z	Observed(°)	Ideal(°)
52	DO	13[B]	ASP	C-N-CA	6.00	136.69	121.70
36	A1	1374	G	N1-C2-N2	-5.99	110.81	116.20
38	A4	28	C	C4-C5-C6	5.99	120.40	117.40
80	A6	1186	U	C5-C6-N1	-5.99	119.70	122.70
36	A5	619	A	N1-C6-N6	-5.99	115.00	118.60
36	A5	994	G	C8-N9-C4	5.99	108.80	106.40
38	A8	100	U	C5-C4-O4	-5.99	122.30	125.90
36	A1	1870	C	C6-N1-C2	5.99	122.70	120.30
36	A1	2794	G	N1-C6-O6	-5.99	116.31	119.90
36	A5	1047	A	C5-C6-N1	5.99	120.70	117.70
36	A5	2370	G	C5-C6-N1	5.99	114.50	111.50
36	A5	2908	G	C5-C6-N1	-5.99	108.50	111.50
1	A2	274	G	C4-N9-C1'	5.99	134.29	126.50
1	A2	1643	U	C5-C6-N1	-5.99	119.70	122.70
36	A1	919	U	N3-C4-O4	-5.99	115.21	119.40
36	A1	1362	G	C5-C6-O6	-5.99	125.00	128.60
36	A1	2514	U	C5-C6-N1	-5.99	119.70	122.70
36	A5	2116	G	C6-C5-N7	-5.99	126.81	130.40
36	A5	3028	G	N3-C4-N9	5.99	129.59	126.00
36	A5	3343	G	N3-C2-N2	5.99	124.09	119.90
36	A1	802	C	C2-N1-C1'	5.99	125.39	118.80
80	A6	337	G	C5-C6-N1	-5.99	108.51	111.50
80	A6	1129	U	N3-C4-C5	5.99	118.19	114.60
36	A5	2526	C	N1-C2-O2	5.99	122.49	118.90
36	A1	384	A	N9-C4-C5	-5.99	103.41	105.80
59	BV	80	ARG	NE-CZ-NH2	-5.99	117.31	120.30
1	A2	1417	A	N1-C6-N6	5.99	122.19	118.60
36	A1	931	C	C5-C4-N4	5.99	124.39	120.20
36	A1	1831	U	N3-C2-O2	-5.99	118.01	122.20
80	A6	1440	C	N3-C4-N4	5.99	122.19	118.00
36	A5	283	G	C4-C5-N7	5.99	113.19	110.80
36	A1	1369	A	N3-C4-C5	5.98	130.99	126.80
37	A3	103	A	N9-C4-C5	-5.98	103.41	105.80
36	A5	3341	U	C5-C6-N1	5.98	125.69	122.70
47	DI	57	LEU	CA-CB-CG	5.98	129.06	115.30
1	A2	554	C	N1-C2-O2	5.98	122.49	118.90
36	A1	1425	U	C5-C4-O4	5.98	129.49	125.90
36	A1	2193	U	C5-C6-N1	-5.98	119.71	122.70
36	A1	3046	A	N9-C4-C5	5.98	108.19	105.80
36	A5	1808	G	C8-N9-C4	5.98	108.79	106.40
36	A5	3298	C	C4-C5-C6	5.98	120.39	117.40
38	A8	63	G	N1-C6-O6	-5.98	116.31	119.90

Continued on next page...

Continued from previous page...

Mol	Chain	Res	Type	Atoms	Z	Observed(°)	Ideal(°)
1	A2	106	U	C6-N1-C2	-5.98	117.41	121.00
1	A2	829	A	C8-N9-C4	-5.98	103.41	105.80
36	A1	78	U	C5-C6-N1	-5.98	119.71	122.70
36	A1	716	A	C5-C6-N6	-5.98	118.92	123.70
36	A1	2387	A	N1-C6-N6	-5.98	115.01	118.60
36	A1	2608	G	N1-C6-O6	-5.98	116.31	119.90
80	A6	1745	G	N9-C4-C5	-5.98	103.01	105.40
36	A5	351	A	N1-C6-N6	5.98	122.19	118.60
36	A5	2426	U	N3-C4-O4	-5.98	115.21	119.40
36	A5	2617	U	N3-C4-C5	5.98	118.19	114.60
50	DM	135	LEU	CA-CB-CG	5.98	129.06	115.30
1	A2	628	G	C5-C6-O6	5.98	132.19	128.60
36	A1	2171	G	C2-N3-C4	5.98	114.89	111.90
36	A5	892	U	C2-N3-C4	-5.98	123.41	127.00
1	A2	360	A	N1-C6-N6	5.98	122.19	118.60
1	A2	1768	G	C4-N9-C1'	-5.98	118.73	126.50
36	A5	2952	G	C6-N1-C2	-5.98	121.51	125.10
36	A1	67	A	C4-C5-C6	5.98	119.99	117.00
36	A1	1492	G	N7-C8-N9	-5.98	110.11	113.10
80	A6	416	A	N1-C6-N6	5.98	122.19	118.60
80	A6	1090	C	N1-C2-O2	-5.98	115.31	118.90
36	A1	32	U	C2-N3-C4	-5.97	123.42	127.00
36	A1	1584	U	N3-C4-O4	-5.97	115.22	119.40
36	A1	1796	G	N9-C4-C5	5.97	107.79	105.40
36	A1	1899	G	N7-C8-N9	5.97	116.09	113.10
36	A1	2547	A	N9-C4-C5	-5.97	103.41	105.80
36	A5	416	A	N9-C4-C5	5.97	108.19	105.80
36	A5	1171	G	N7-C8-N9	5.97	116.09	113.10
36	A5	2318	U	N3-C4-O4	-5.97	115.22	119.40
36	A5	2365	C	C5-C6-N1	-5.97	118.01	121.00
36	A5	2753	G	N7-C8-N9	5.97	116.09	113.10
36	A5	3013	U	N3-C2-O2	-5.97	118.02	122.20
36	A1	923	C	N1-C2-O2	-5.97	115.32	118.90
36	A1	941	G	C5-C6-N1	5.97	114.49	111.50
36	A1	2640	A	C6-N1-C2	-5.97	115.02	118.60
36	A1	3377	G	C6-N1-C2	-5.97	121.52	125.10
38	A4	101	U	N3-C2-O2	-5.97	118.02	122.20
80	A6	622	A	C4-C5-C6	5.97	119.99	117.00
80	A6	1120	U	C2-N3-C4	-5.97	123.42	127.00
80	A6	1519	U	N3-C2-O2	-5.97	118.02	122.20
36	A5	419	G	C8-N9-C4	5.97	108.79	106.40
36	A5	3112	G	N1-C6-O6	5.97	123.48	119.90

Continued on next page...

Continued from previous page...

Mol	Chain	Res	Type	Atoms	Z	Observed(°)	Ideal(°)
36	A1	802	C	C4-C5-C6	5.97	120.39	117.40
36	A1	124	U	N1-C2-O2	5.97	126.98	122.80
36	A1	614	C	C2-N3-C4	-5.97	116.92	119.90
36	A1	3015	G	N3-C4-C5	-5.97	125.61	128.60
36	A1	3090	U	N1-C2-O2	-5.97	118.62	122.80
36	A5	2329	C	N3-C4-N4	-5.97	113.82	118.00
51	DN	172	ARG	NE-CZ-NH2	5.97	123.28	120.30
1	A2	1000	C	N3-C2-O2	-5.97	117.72	121.90
1	A2	382	C	C2-N3-C4	-5.97	116.92	119.90
1	A2	1119	G	C5-C6-O6	5.97	132.18	128.60
1	A2	1455	G	N9-C4-C5	5.97	107.79	105.40
1	A2	1745	G	C6-N1-C2	-5.97	121.52	125.10
36	A1	439	C	C6-N1-C1'	-5.97	113.64	120.80
38	A4	10	A	N1-C6-N6	-5.97	115.02	118.60
36	A5	987	U	N3-C2-O2	-5.97	118.02	122.20
36	A5	1910	A	C5-C6-N1	5.97	120.68	117.70
36	A5	2167	A	N9-C4-C5	5.97	108.19	105.80
36	A5	2421	U	N1-C2-O2	-5.97	118.62	122.80
36	A5	2917	G	N3-C4-C5	-5.97	125.62	128.60
36	A5	3192	U	C2-N3-C4	-5.97	123.42	127.00
36	A5	3222	U	N3-C2-O2	-5.97	118.02	122.20
1	A2	1121	C	N3-C4-C5	-5.96	119.51	121.90
14	CM	62	LEU	CA-CB-CG	5.96	129.02	115.30
36	A5	679	U	C5-C4-O4	5.96	129.48	125.90
36	A5	873	C	P-O3'-C3'	5.96	126.86	119.70
36	A5	1323	G	N9-C4-C5	5.96	107.79	105.40
36	A5	1725	C	C5-C4-N4	5.96	124.38	120.20
36	A5	1739	U	C5-C4-O4	5.96	129.48	125.90
37	A7	96	U	C2-N1-C1'	5.96	124.86	117.70
1	A2	1600	A	C5-N7-C8	-5.96	100.92	103.90
36	A1	1337	A	C2-N3-C4	5.96	113.58	110.60
36	A5	594	U	C5-C6-N1	5.96	125.68	122.70
36	A5	2411	U	N3-C4-C5	5.96	118.18	114.60
36	A5	2799	A	C2-N3-C4	-5.96	107.62	110.60
1	A2	1521	G	N3-C4-N9	5.96	129.58	126.00
36	A1	2794	G	C5-C6-O6	5.96	132.18	128.60
36	A5	1305	U	N3-C4-O4	5.96	123.57	119.40
36	A5	3216	G	C4-C5-C6	5.96	122.38	118.80
50	DM	106	ARG	NE-CZ-NH2	-5.96	117.32	120.30
1	A2	794	U	C2-N1-C1'	5.96	124.85	117.70
36	A1	417	A	N9-C4-C5	-5.96	103.42	105.80
36	A5	2166	A	N1-C6-N6	5.96	122.18	118.60

Continued on next page...

Continued from previous page...

Mol	Chain	Res	Type	Atoms	Z	Observed(°)	Ideal(°)
80	A6	554	C	C2-N3-C4	-5.96	116.92	119.90
36	A5	2323	G	N1-C6-O6	-5.96	116.33	119.90
36	A5	3351	U	N3-C2-O2	-5.96	118.03	122.20
36	A1	340	C	C5-C4-N4	5.96	124.37	120.20
36	A1	1060	U	N3-C4-C5	5.96	118.17	114.60
80	A6	687	G	C4-N9-C1'	-5.96	118.76	126.50
36	A5	3075	G	C4-C5-N7	-5.96	108.42	110.80
73	Dj	21	ARG	NE-CZ-NH2	-5.96	117.32	120.30
36	A5	2250	G	N1-C6-O6	-5.96	116.33	119.90
36	A5	3333	G	N9-C4-C5	-5.96	103.02	105.40
47	DI	7	ARG	NE-CZ-NH1	-5.96	117.32	120.30
36	A1	49	A	C2-N3-C4	-5.95	107.62	110.60
36	A1	950	G	N3-C2-N2	5.95	124.07	119.90
36	A1	1010	G	C8-N9-C4	-5.95	104.02	106.40
39	BA	122	ASP	CB-CG-OD2	5.95	123.66	118.30
36	A5	1190	A	N1-C6-N6	-5.95	115.03	118.60
36	A5	2917	G	N1-C6-O6	5.95	123.47	119.90
36	A5	3064	U	N3-C2-O2	-5.95	118.03	122.20
54	DQ	99	THR	N-CA-C	5.95	127.08	111.00
36	A1	2852	C	C6-N1-C2	5.95	122.68	120.30
36	A5	2552	C	C5-C4-N4	5.95	124.37	120.20
26	AY	44	LEU	CA-CB-CG	5.95	128.99	115.30
36	A1	200	C	N1-C2-O2	5.95	122.47	118.90
36	A1	783	A	C2-N3-C4	-5.95	107.62	110.60
80	A6	1720	G	C6-C5-N7	-5.95	126.83	130.40
36	A5	1678	G	C5-C6-N1	5.95	114.48	111.50
36	A5	2167	A	N1-C6-N6	-5.95	115.03	118.60
36	A5	2410	U	N3-C4-C5	5.95	118.17	114.60
36	A5	2730	G	N3-C4-C5	5.95	131.57	128.60
36	A5	2851	A	N7-C8-N9	-5.95	110.83	113.80
1	A2	781	U	N1-C2-O2	5.95	126.96	122.80
36	A1	413	U	C5-C4-O4	-5.95	122.33	125.90
36	A1	651	G	C5-N7-C8	5.95	107.28	104.30
36	A1	1332	A	N9-C4-C5	-5.95	103.42	105.80
36	A1	2948	C	C2-N3-C4	-5.95	116.93	119.90
36	A1	3001	C	C5-C6-N1	-5.95	118.03	121.00
36	A1	3130	A	C8-N9-C4	-5.95	103.42	105.80
36	A5	655	C	C6-N1-C2	-5.95	117.92	120.30
36	A5	2349	U	C4-C5-C6	-5.95	116.13	119.70
36	A5	2792	A	C8-N9-C4	-5.95	103.42	105.80
36	A5	337	G	N1-C6-O6	-5.95	116.33	119.90
36	A5	1548	C	N1-C2-O2	-5.95	115.33	118.90

Continued on next page...

Continued from previous page...

Mol	Chain	Res	Type	Atoms	Z	Observed(°)	Ideal(°)
1	A2	542	A	C6-C5-N7	-5.95	128.14	132.30
36	A1	173	G	C4-N9-C1'	5.95	134.23	126.50
37	A3	91	G	C2-N3-C4	-5.95	108.93	111.90
80	A6	1792	G	C4-C5-N7	5.95	113.18	110.80
36	A5	359	U	C6-N1-C2	5.95	124.57	121.00
36	A5	1753	G	C2-N3-C4	5.95	114.87	111.90
36	A5	2416	U	N3-C2-O2	-5.95	118.04	122.20
36	A5	3395	G	N3-C4-C5	5.95	131.57	128.60
80	A6	553	G	N1-C2-N3	5.94	127.47	123.90
80	A6	1662	G	N1-C6-O6	-5.94	116.33	119.90
36	A5	3240	C	N3-C4-N4	-5.94	113.84	118.00
1	A2	1796	C	C4-C5-C6	5.94	120.37	117.40
36	A5	971	G	N1-C2-N3	-5.94	120.33	123.90
36	A5	974	G	C8-N9-C1'	-5.94	119.28	127.00
36	A5	1035	G	C4-N9-C1'	5.94	134.22	126.50
36	A5	1772	U	C5-C4-O4	5.94	129.47	125.90
36	A5	2758	A	N3-C4-C5	-5.94	122.64	126.80
1	A2	1582	U	C6-N1-C2	5.94	124.56	121.00
80	A6	59	C	N1-C2-O2	5.94	122.47	118.90
80	A6	1003	A	C8-N9-C4	5.94	108.18	105.80
36	A5	39	A	N3-C4-N9	5.94	132.15	127.40
36	A5	546	C	N3-C2-O2	-5.94	117.74	121.90
36	A5	708	G	C8-N9-C4	-5.94	104.02	106.40
36	A5	968	G	C4-C5-N7	5.94	113.18	110.80
36	A1	1144	U	C2-N3-C4	-5.94	123.44	127.00
36	A1	2888	U	C2-N3-C4	-5.94	123.44	127.00
36	A5	83	U	C2-N1-C1'	5.94	124.83	117.70
36	A5	182	U	C5-C6-N1	5.94	125.67	122.70
36	A5	2130	G	N1-C2-N2	-5.94	110.86	116.20
36	A1	960	U	C5-C6-N1	-5.94	119.73	122.70
36	A1	1152	G	C4-C5-N7	5.94	113.17	110.80
36	A1	1202	A	C5-C6-N1	-5.94	114.73	117.70
36	A1	2680	A	N1-C2-N3	5.94	132.27	129.30
37	A3	103	A	N1-C6-N6	5.94	122.16	118.60
80	A6	87	C	C6-N1-C2	-5.94	117.92	120.30
80	A6	1638	G	N1-C6-O6	-5.94	116.34	119.90
36	A5	386	A	C5-C6-N6	-5.94	118.95	123.70
36	A5	2421	U	N1-C2-N3	5.94	118.46	114.90
36	A5	2607	G	N1-C6-O6	-5.94	116.34	119.90
37	A7	25	G	C5-C6-O6	-5.94	125.04	128.60
1	A2	279	G	C8-N9-C4	-5.94	104.03	106.40
36	A1	1164	G	N1-C2-N2	-5.94	110.86	116.20

Continued on next page...

Continued from previous page...

Mol	Chain	Res	Type	Atoms	Z	Observed(°)	Ideal(°)
36	A1	1928	G	N3-C4-N9	-5.94	122.44	126.00
36	A5	1181	U	C6-N1-C2	5.94	124.56	121.00
36	A5	2424	A	C5-C6-N6	-5.94	118.95	123.70
1	A2	1097	U	C2-N1-C1'	5.93	124.82	117.70
36	A1	3361	G	N3-C4-N9	5.93	129.56	126.00
36	A5	1699	A	N1-C6-N6	5.93	122.16	118.60
36	A5	2184	U	N3-C2-O2	-5.93	118.05	122.20
36	A1	78	U	N1-C2-N3	5.93	118.46	114.90
36	A1	637	C	C5-C4-N4	5.93	124.35	120.20
36	A1	1717	U	N3-C2-O2	-5.93	118.05	122.20
41	BC	212	ASP	CB-CG-OD1	5.93	123.64	118.30
36	A5	216	G	C5-C6-O6	-5.93	125.04	128.60
36	A5	416	A	C8-N9-C4	-5.93	103.43	105.80
36	A5	749	C	N3-C4-C5	-5.93	119.53	121.90
36	A5	1456	A	C8-N9-C4	5.93	108.17	105.80
36	A5	2405	C	N3-C2-O2	-5.93	117.75	121.90
36	A5	2518	C	C2-N3-C4	-5.93	116.93	119.90
36	A5	3269	U	N3-C2-O2	-5.93	118.05	122.20
36	A5	1175	C	N3-C4-C5	5.93	124.27	121.90
1	A2	393	C	N3-C4-C5	5.93	124.27	121.90
36	A1	2328	U	N3-C2-O2	-5.93	118.05	122.20
41	BC	189	ALA	C-N-CA	-5.93	109.85	122.30
80	A6	1149	G	N1-C2-N2	-5.93	110.86	116.20
36	A5	283	G	N1-C6-O6	5.93	123.46	119.90
36	A5	1307	G	P-O3'-C3'	5.93	126.82	119.70
36	A5	2988	C	N1-C2-N3	5.93	123.35	119.20
37	A7	92	A	N9-C4-C5	-5.93	103.43	105.80
1	A2	1537	C	C5-C6-N1	5.93	123.96	121.00
36	A1	1472	U	C2-N3-C4	-5.93	123.44	127.00
36	A1	1489	A	C5-C6-N6	-5.93	118.96	123.70
80	A6	1085	G	N3-C2-N2	5.93	124.05	119.90
36	A5	667	C	C2-N1-C1'	-5.93	112.28	118.80
36	A5	2639	G	C6-C5-N7	-5.93	126.84	130.40
36	A5	2849	C	C6-N1-C2	-5.93	117.93	120.30
1	A2	703	G	C8-N9-C4	-5.93	104.03	106.40
80	A6	49	C	C5-C4-N4	-5.93	116.05	120.20
80	A6	272	U	N1-C2-O2	5.93	126.95	122.80
38	A8	12	A	N7-C8-N9	5.93	116.76	113.80
38	A8	33	A	C8-N9-C4	5.93	108.17	105.80
36	A1	2768	U	N3-C2-O2	-5.92	118.05	122.20
80	A6	826	U	C6-N1-C2	-5.92	117.44	121.00
80	A6	1428	G	C5-C6-O6	5.92	132.16	128.60

Continued on next page...

Continued from previous page...

Mol	Chain	Res	Type	Atoms	Z	Observed(°)	Ideal(°)
36	A5	1122	U	N3-C2-O2	-5.92	118.05	122.20
36	A5	1369	A	N1-C6-N6	5.92	122.16	118.60
36	A5	2687	G	C5-C6-N1	5.92	114.46	111.50
36	A5	2965	U	N1-C2-O2	-5.92	118.65	122.80
36	A5	3120	C	N3-C4-C5	-5.92	119.53	121.90
36	A5	3215	A	C8-N9-C4	5.92	108.17	105.80
44	DF	191	VAL	C-N-CA	-5.92	109.86	122.30
1	A2	538	A	C4-C5-C6	-5.92	114.04	117.00
1	A2	1188	G	C5-C6-O6	-5.92	125.05	128.60
36	A1	794	U	N3-C2-O2	-5.92	118.06	122.20
36	A1	1881	A	C5-C6-N6	-5.92	118.96	123.70
36	A1	3175	U	C5-C6-N1	-5.92	119.74	122.70
38	A4	94	C	C6-N1-C2	5.92	122.67	120.30
36	A5	2709	C	N3-C4-C5	5.92	124.27	121.90
38	A8	99	C	N3-C4-C5	5.92	124.27	121.90
38	A4	145	U	C5-C6-N1	-5.92	119.74	122.70
36	A5	1438	U	N3-C2-O2	-5.92	118.06	122.20
36	A5	1866	C	N3-C2-O2	5.92	126.04	121.90
36	A1	301	G	C6-C5-N7	5.92	133.95	130.40
36	A1	635	G	C4-C5-N7	5.92	113.17	110.80
36	A1	860	G	N3-C2-N2	-5.92	115.76	119.90
36	A1	885	U	C4-C5-C6	5.92	123.25	119.70
36	A1	1434	G	N3-C4-C5	-5.92	125.64	128.60
36	A1	2942	C	N3-C2-O2	5.92	126.04	121.90
36	A5	965	A	N3-C4-C5	-5.92	122.66	126.80
36	A5	2692	A	C5-C6-N6	5.92	128.43	123.70
36	A5	2943	G	N1-C2-N2	-5.92	110.87	116.20
37	A7	12	U	C5-C4-O4	-5.92	122.35	125.90
38	A8	24	G	N3-C2-N2	5.92	124.04	119.90
40	DB	114	VAL	CB-CA-C	-5.92	100.15	111.40
36	A1	392	G	C8-N9-C4	5.92	108.77	106.40
36	A1	899	U	N3-C2-O2	-5.92	118.06	122.20
36	A1	1443	G	C4-C5-N7	5.92	113.17	110.80
36	A1	1733	G	N3-C4-N9	5.92	129.55	126.00
36	A1	3047	U	N1-C2-N3	5.92	118.45	114.90
37	A3	91	G	N1-C2-N3	5.92	127.45	123.90
36	A5	1882	G	N9-C4-C5	5.92	107.77	105.40
36	A5	3326	G	N1-C6-O6	-5.92	116.35	119.90
36	A1	1327	C	C5-C6-N1	5.92	123.96	121.00
80	A6	555	A	C3'-C2'-C1'	-5.92	96.77	101.50
36	A5	590	G	C5-C6-O6	-5.92	125.05	128.60
36	A5	2347	U	C2-N3-C4	-5.92	123.45	127.00

Continued on next page...

Continued from previous page...

Mol	Chain	Res	Type	Atoms	Z	Observed(°)	Ideal(°)
1	A2	151	G	N1-C6-O6	-5.91	116.35	119.90
36	A1	1929	G	N3-C4-C5	5.91	131.56	128.60
36	A1	2383	C	N1-C2-O2	-5.91	115.35	118.90
40	BB	10	ARG	CB-CA-C	-5.91	98.57	110.40
80	A6	144	U	N1-C2-N3	5.91	118.45	114.90
80	A6	422	G	C8-N9-C4	-5.91	104.03	106.40
36	A5	1178	G	C5-N7-C8	-5.91	101.34	104.30
42	DD	248	ARG	NE-CZ-NH1	5.91	123.26	120.30
1	A2	13	C	N3-C4-C5	5.91	124.27	121.90
36	A1	970	A	N3-C4-N9	-5.91	122.67	127.40
36	A1	2816	G	C4-C5-N7	5.91	113.17	110.80
36	A1	3090	U	C5-C6-N1	-5.91	119.74	122.70
36	A5	847	A	N7-C8-N9	-5.91	110.84	113.80
36	A5	3075	G	C5-C6-N1	-5.91	108.54	111.50
36	A1	667	C	N3-C4-N4	-5.91	113.86	118.00
36	A1	2798	C	N3-C4-C5	-5.91	119.54	121.90
80	A6	1640	C	C2-N3-C4	-5.91	116.94	119.90
36	A5	201	A	C2-N3-C4	-5.91	107.64	110.60
36	A5	365	A	C5-C6-N6	-5.91	118.97	123.70
36	A5	2931	C	C2-N3-C4	-5.91	116.94	119.90
36	A5	3055	U	N1-C2-O2	5.91	126.94	122.80
36	A1	2286	U	C4-C5-C6	5.91	123.25	119.70
80	A6	356	G	C5-N7-C8	5.91	107.25	104.30
80	A6	542	A	C4-C5-C6	5.91	119.95	117.00
80	A6	991	G	C5-C6-O6	-5.91	125.05	128.60
36	A5	587	U	C5-C6-N1	-5.91	119.75	122.70
36	A5	2114	C	N1-C2-N3	5.91	123.34	119.20
41	DC	84	ARG	NE-CZ-NH2	-5.91	117.35	120.30
1	A2	1274	C	C4-C5-C6	5.91	120.35	117.40
36	A1	388	G	N9-C4-C5	5.91	107.76	105.40
80	A6	471	A	N1-C6-N6	-5.91	115.06	118.60
80	A6	901	G	C5-N7-C8	-5.91	101.35	104.30
80	A6	1458	G	C6-C5-N7	-5.91	126.86	130.40
80	A6	1472	C	C2-N3-C4	-5.91	116.95	119.90
36	A5	894	G	N3-C4-N9	5.91	129.54	126.00
36	A5	3277	U	C6-N1-C2	-5.91	117.46	121.00
36	A1	329	U	N1-C2-O2	-5.90	118.67	122.80
36	A1	340	C	C6-N1-C2	-5.90	117.94	120.30
36	A1	2957	G	C5-N7-C8	5.90	107.25	104.30
80	A6	945	U	N1-C2-O2	5.90	126.93	122.80
1	A2	1387	G	C4-C5-N7	5.90	113.16	110.80
36	A1	52	A	N1-C6-N6	5.90	122.14	118.60

Continued on next page...

Continued from previous page...

Mol	Chain	Res	Type	Atoms	Z	Observed(°)	Ideal(°)
36	A1	939	U	N1-C2-N3	5.90	118.44	114.90
36	A1	2210	G	N1-C6-O6	-5.90	116.36	119.90
49	BL	141	ALA	N-CA-C	-5.90	95.06	111.00
80	A6	976	G	N3-C2-N2	5.90	124.03	119.90
80	A6	1766	A	C5-C6-N1	-5.90	114.75	117.70
1	A2	192	U	N1-C2-O2	5.90	126.93	122.80
36	A1	1838	G	N9-C4-C5	-5.90	103.04	105.40
36	A5	2410	U	N3-C4-O4	-5.90	115.27	119.40
36	A1	1191	U	C4-C5-C6	5.90	123.24	119.70
36	A1	2631	U	N3-C4-C5	5.90	118.14	114.60
80	A6	65	A	C5-N7-C8	-5.90	100.95	103.90
36	A5	1189	C	C6-N1-C2	5.90	122.66	120.30
36	A5	2409	G	N7-C8-N9	5.90	116.05	113.10
36	A1	1073	U	N1-C2-O2	-5.90	118.67	122.80
36	A1	2289	U	C4-C5-C6	5.90	123.24	119.70
36	A1	2595	A	C6-C5-N7	-5.90	128.17	132.30
80	A6	280	U	N1-C2-O2	5.90	126.93	122.80
36	A5	2148	U	N3-C2-O2	5.90	126.33	122.20
36	A5	2320	A	N1-C6-N6	-5.90	115.06	118.60
36	A5	2366	C	C6-N1-C1'	-5.90	113.72	120.80
36	A5	2617	U	C6-N1-C2	5.90	124.54	121.00
36	A5	3075	G	C4-C5-C6	5.90	122.34	118.80
36	A1	23	A	N1-C6-N6	5.90	122.14	118.60
36	A1	98	G	C2-N3-C4	-5.90	108.95	111.90
36	A1	1137	C	N3-C4-C5	5.90	124.26	121.90
36	A1	1489	A	N1-C2-N3	5.90	132.25	129.30
36	A1	1514	G	C8-N9-C4	-5.90	104.04	106.40
36	A1	2825	C	C2-N3-C4	5.90	122.85	119.90
80	A6	1476	C	C6-N1-C2	-5.90	117.94	120.30
36	A5	2426	U	N3-C2-O2	-5.90	118.07	122.20
1	A2	1503	A	C5-N7-C8	-5.89	100.95	103.90
36	A1	1174	G	N9-C4-C5	-5.89	103.04	105.40
36	A1	1269	U	N1-C2-O2	5.89	126.93	122.80
36	A1	1329	U	C2-N3-C4	-5.89	123.46	127.00
36	A1	1386	A	C5-C6-N1	5.89	120.65	117.70
36	A1	1444	G	C4-C5-N7	5.89	113.16	110.80
36	A1	1556	C	C2-N1-C1'	5.89	125.28	118.80
36	A1	3215	A	C8-N9-C4	5.89	108.16	105.80
52	BO	3[B]	SER	O-C-N	5.89	132.13	122.70
36	A1	347	G	N9-C4-C5	-5.89	103.04	105.40
36	A1	2816	G	C8-N9-C4	5.89	108.76	106.40
36	A1	3045	G	C2-N3-C4	5.89	114.85	111.90

Continued on next page...

Continued from previous page...

Mol	Chain	Res	Type	Atoms	Z	Observed(°)	Ideal(°)
80	A6	640	U	N3-C2-O2	-5.89	118.08	122.20
36	A5	426	G	N7-C8-N9	-5.89	110.15	113.10
36	A5	874	U	C5-C6-N1	-5.89	119.75	122.70
36	A5	2188	A	N7-C8-N9	-5.89	110.85	113.80
36	A5	2915	U	N3-C2-O2	-5.89	118.08	122.20
36	A5	2992	U	N3-C2-O2	-5.89	118.08	122.20
59	DV	33	ASN	CB-CA-C	-5.89	98.62	110.40
36	A1	2142	A	N3-C4-N9	5.89	132.11	127.40
38	A4	10	A	C5-C6-N1	5.89	120.65	117.70
36	A5	1586	G	N3-C4-C5	-5.89	125.66	128.60
36	A5	2292	U	C2-N3-C4	-5.89	123.47	127.00
36	A5	3088	G	C5-N7-C8	-5.89	101.36	104.30
36	A1	361	A	C5-C6-N1	5.89	120.64	117.70
36	A1	2293	C	C2-N3-C4	-5.89	116.95	119.90
36	A5	345	G	C6-N1-C2	-5.89	121.57	125.10
36	A5	509	U	N1-C2-N3	5.89	118.43	114.90
36	A5	1311	G	N1-C2-N3	-5.89	120.37	123.90
1	A2	308	C	C2-N3-C4	-5.89	116.96	119.90
1	A2	1314	U	N3-C2-O2	-5.89	118.08	122.20
36	A5	1206	G	C4-C5-N7	-5.89	108.44	110.80
36	A1	351	A	N7-C8-N9	-5.89	110.86	113.80
36	A1	922	U	C5-C4-O4	5.89	129.43	125.90
36	A1	1802	C	C5-C4-N4	-5.89	116.08	120.20
80	A6	184	C	C6-N1-C2	5.89	122.65	120.30
80	A6	465	G	C8-N9-C4	5.89	108.75	106.40
1	A2	416	A	C8-N9-C4	5.88	108.15	105.80
36	A1	2203	U	C6-N1-C2	-5.88	117.47	121.00
36	A1	2933	A	C4-C5-N7	5.88	113.64	110.70
38	A4	36	G	N1-C6-O6	-5.88	116.37	119.90
36	A5	874	U	N3-C4-O4	-5.88	115.28	119.40
36	A5	1481	A	N3-C4-C5	-5.88	122.68	126.80
36	A5	1834	U	C6-N1-C2	5.88	124.53	121.00
36	A5	1892	G	N3-C2-N2	-5.88	115.78	119.90
36	A5	2118	C	N1-C2-O2	5.88	122.43	118.90
36	A5	2271	A	N1-C6-N6	-5.88	115.07	118.60
36	A5	2843	U	C2-N1-C1'	5.88	124.76	117.70
38	A8	55	U	N3-C4-C5	-5.88	111.07	114.60
36	A1	1198	C	C6-N1-C2	-5.88	117.95	120.30
36	A1	1928	G	N3-C4-C5	5.88	131.54	128.60
38	A4	1	A	C5-C6-N6	-5.88	118.99	123.70
36	A5	2113	A	C8-N9-C4	5.88	108.15	105.80
36	A1	1056	U	C5-C6-N1	5.88	125.64	122.70

Continued on next page...

Continued from previous page...

Mol	Chain	Res	Type	Atoms	Z	Observed(°)	Ideal(°)
80	A6	5	U	N3-C4-C5	-5.88	111.07	114.60
80	A6	999	U	N1-C2-O2	5.88	126.92	122.80
36	A5	993	G	C8-N9-C4	-5.88	104.05	106.40
36	A5	1317	A	N3-C4-N9	5.88	132.10	127.40
36	A5	2549	G	C4-N9-C1'	5.88	134.15	126.50
36	A1	3058	U	C6-N1-C1'	-5.88	112.97	121.20
36	A5	591	G	N3-C4-N9	5.88	129.53	126.00
36	A5	3226	A	N1-C2-N3	-5.88	126.36	129.30
1	A2	997	G	N9-C4-C5	-5.88	103.05	105.40
36	A1	157	A	C6-N1-C2	-5.88	115.07	118.60
36	A1	359	U	N3-C4-C5	5.88	118.13	114.60
36	A1	617	G	C6-N1-C2	-5.88	121.57	125.10
36	A1	825	U	N3-C4-O4	-5.88	115.29	119.40
36	A1	1124	U	N1-C2-O2	5.88	126.92	122.80
36	A1	1269	U	C2-N1-C1'	5.88	124.75	117.70
36	A1	2325	G	C8-N9-C4	-5.88	104.05	106.40
80	A6	13	C	C5-C6-N1	-5.88	118.06	121.00
80	A6	1641	C	N1-C2-O2	-5.88	115.37	118.90
31	Cd	36	LEU	CA-CB-CG	5.88	128.82	115.30
36	A5	908	G	C8-N9-C1'	-5.88	119.36	127.00
36	A5	2745	G	C5-C6-O6	-5.88	125.07	128.60
36	A5	2893	C	C4-C5-C6	5.88	120.34	117.40
36	A1	663	C	C5-C4-N4	-5.88	116.09	120.20
36	A1	875	G	C6-C5-N7	5.88	133.93	130.40
36	A1	953	G	N3-C4-C5	5.88	131.54	128.60
36	A1	3077	A	N9-C4-C5	5.88	108.15	105.80
38	A4	6	U	C2-N3-C4	-5.88	123.47	127.00
80	A6	1739	C	N1-C2-O2	-5.88	115.38	118.90
36	A5	861	C	N1-C2-O2	-5.88	115.37	118.90
36	A5	2961	G	N7-C8-N9	5.88	116.04	113.10
1	A2	1776	A	N9-C4-C5	5.88	108.15	105.80
36	A1	905	U	C5-C6-N1	-5.88	119.76	122.70
36	A1	98	G	N1-C2-N2	-5.87	110.91	116.20
36	A1	214	G	C5-N7-C8	5.87	107.24	104.30
36	A1	975	C	N1-C2-O2	-5.87	115.38	118.90
80	A6	114	C	C2-N1-C1'	5.87	125.26	118.80
80	A6	1654	G	N1-C2-N3	5.87	127.42	123.90
36	A5	1043	C	C5-C6-N1	-5.87	118.06	121.00
36	A5	2910	A	N1-C6-N6	-5.87	115.08	118.60
1	A2	1479	A	N1-C6-N6	5.87	122.12	118.60
36	A1	142	C	N3-C4-N4	5.87	122.11	118.00
80	A6	385	A	C4-C5-N7	-5.87	107.76	110.70

Continued on next page...

Continued from previous page...

Mol	Chain	Res	Type	Atoms	Z	Observed(°)	Ideal(°)
1	A2	1798	U	C2-N1-C1'	5.87	124.74	117.70
49	DL	46	ILE	CG1-CB-CG2	-5.87	98.49	111.40
36	A1	696	C	N1-C2-O2	5.87	122.42	118.90
36	A1	1434	G	C5-N7-C8	5.87	107.23	104.30
36	A1	1719	G	C4-C5-N7	5.87	113.15	110.80
36	A1	2370	G	C5-C6-O6	-5.87	125.08	128.60
36	A5	1838	G	N7-C8-N9	-5.87	110.17	113.10
36	A5	1907	C	C5-C6-N1	5.87	123.94	121.00
36	A5	3112	G	C5-C6-O6	-5.87	125.08	128.60
1	A2	1542	G	C5-C6-O6	5.87	132.12	128.60
36	A1	504	A	N7-C8-N9	-5.87	110.87	113.80
36	A1	901	G	N1-C6-O6	5.87	123.42	119.90
36	A1	2623	G	N1-C2-N2	-5.87	110.92	116.20
36	A1	251	G	C8-N9-C1'	-5.87	119.38	127.00
36	A1	776	U	N3-C2-O2	-5.87	118.09	122.20
36	A1	1298	C	C6-N1-C2	-5.87	117.95	120.30
36	A1	1300	G	N7-C8-N9	-5.87	110.17	113.10
36	A1	2131	A	N1-C6-N6	5.87	122.12	118.60
36	A1	2775	U	C5-C6-N1	-5.87	119.77	122.70
79	Bp	71	VAL	CB-CA-C	-5.87	100.26	111.40
36	A5	593	C	C2-N1-C1'	5.87	125.25	118.80
36	A5	2641	U	N1-C2-O2	-5.87	118.69	122.80
36	A5	2744	U	C5-C6-N1	-5.87	119.77	122.70
36	A1	1778	G	C6-C5-N7	-5.86	126.88	130.40
36	A1	2669	G	N1-C2-N3	5.86	127.42	123.90
80	A6	298	C	C6-N1-C2	-5.86	117.95	120.30
36	A5	1495	U	N3-C4-C5	-5.86	111.08	114.60
36	A5	2145	A	C5-C6-N1	5.86	120.63	117.70
36	A5	3216	G	N1-C2-N3	5.86	127.42	123.90
1	A2	1745	G	C6-C5-N7	-5.86	126.88	130.40
80	A6	1037	C	C2-N1-C1'	-5.86	112.35	118.80
36	A5	2346	C	C5-C4-N4	-5.86	116.10	120.20
1	A2	628	G	N1-C2-N2	-5.86	110.92	116.20
36	A1	80	G	N1-C6-O6	-5.86	116.38	119.90
36	A1	1791	C	C2-N3-C4	-5.86	116.97	119.90
36	A1	2819	A	C6-N1-C2	-5.86	115.08	118.60
36	A1	3259	U	C2-N3-C4	-5.86	123.48	127.00
36	A5	2248	C	C5-C6-N1	-5.86	118.07	121.00
36	A5	2792	A	C2-N3-C4	5.86	113.53	110.60
36	A5	3340	G	N1-C6-O6	-5.86	116.38	119.90
36	A1	86	G	C5-N7-C8	5.86	107.23	104.30
36	A1	148	G	N1-C6-O6	5.86	123.42	119.90

Continued on next page...

Continued from previous page...

Mol	Chain	Res	Type	Atoms	Z	Observed(°)	Ideal(°)
80	A6	815	G	N7-C8-N9	5.86	116.03	113.10
36	A5	2338	C	N3-C4-C5	-5.86	119.56	121.90
36	A1	639	G	C5-C6-O6	-5.86	125.09	128.60
36	A1	1388	U	C2-N3-C4	-5.86	123.49	127.00
36	A1	2541	U	C6-N1-C1'	-5.86	113.00	121.20
80	A6	1130	G	C6-N1-C2	-5.86	121.59	125.10
80	A6	1594	G	C8-N9-C4	5.86	108.74	106.40
36	A5	2314	U	C6-N1-C1'	-5.86	113.00	121.20
36	A5	2531	C	C6-N1-C1'	-5.86	113.77	120.80
36	A5	3296	A	C8-N9-C4	5.86	108.14	105.80
36	A1	343	U	C5-C6-N1	-5.86	119.77	122.70
36	A1	1431	G	C8-N9-C4	5.86	108.74	106.40
36	A1	2877	G	C5-C6-O6	5.86	132.11	128.60
80	A6	1320	U	C2-N1-C1'	5.86	124.73	117.70
80	A6	1490	C	C6-N1-C2	-5.86	117.96	120.30
36	A5	1911	A	C2-N3-C4	-5.86	107.67	110.60
36	A5	2711	C	C4-C5-C6	5.86	120.33	117.40
36	A1	857	G	C4-C5-N7	5.85	113.14	110.80
80	A6	1304	G	C4-C5-N7	5.85	113.14	110.80
36	A5	795	G	C5-N7-C8	5.85	107.23	104.30
1	A2	611	U	N1-C2-O2	-5.85	118.70	122.80
36	A5	376	G	N1-C6-O6	-5.85	116.39	119.90
36	A5	1429	G	C2-N3-C4	-5.85	108.97	111.90
36	A5	1437	C	C2-N1-C1'	5.85	125.24	118.80
36	A5	1495	U	C2-N1-C1'	5.85	124.72	117.70
36	A5	3113	A	C5-C6-N1	5.85	120.63	117.70
36	A1	2418	G	C5-C6-N1	5.85	114.42	111.50
36	A5	1136	A	C2-N3-C4	5.85	113.53	110.60
36	A1	2369	G	C5-C6-O6	-5.85	125.09	128.60
36	A1	2611	U	N3-C4-O4	-5.85	115.31	119.40
80	A6	389	G	N3-C4-N9	5.85	129.51	126.00
4	CC	113	LEU	CA-CB-CG	5.85	128.75	115.30
36	A5	2643	A	N1-C2-N3	-5.85	126.38	129.30
36	A1	926	A	N1-C2-N3	-5.85	126.38	129.30
36	A1	1510	G	C6-C5-N7	-5.85	126.89	130.40
77	Bn	9	ARG	NE-CZ-NH1	5.85	123.22	120.30
1	A2	21	U	N3-C2-O2	-5.84	118.11	122.20
1	A2	810	G	N1-C6-O6	5.84	123.41	119.90
1	A2	1536	G	C4-N9-C1'	5.84	134.10	126.50
36	A1	1610	G	N1-C6-O6	5.84	123.41	119.90
36	A1	2127	U	N1-C2-O2	-5.84	118.71	122.80
36	A1	2193	U	C2-N3-C4	-5.84	123.49	127.00

Continued on next page...

Continued from previous page...

Mol	Chain	Res	Type	Atoms	Z	Observed(°)	Ideal(°)
36	A1	2547	A	C8-N9-C1'	-5.84	117.18	127.70
38	A4	120	C	N1-C2-O2	-5.84	115.39	118.90
80	A6	757	A	C8-N9-C4	5.84	108.14	105.80
36	A5	2141	U	N3-C2-O2	-5.84	118.11	122.20
36	A5	2361	A	N3-C4-N9	5.84	132.07	127.40
36	A5	3019	U	N3-C4-C5	5.84	118.11	114.60
36	A1	363	G	C6-N1-C2	-5.84	121.59	125.10
36	A1	2298	U	C6-N1-C2	5.84	124.51	121.00
36	A1	2602	G	C5-N7-C8	5.84	107.22	104.30
38	A4	125	U	C6-N1-C1'	-5.84	113.02	121.20
36	A5	1490	A	C2-N3-C4	-5.84	107.68	110.60
36	A5	3241	G	C4-C5-N7	5.84	113.14	110.80
1	A2	1340	U	C5-C4-O4	5.84	129.41	125.90
36	A1	959	C	N3-C2-O2	5.84	125.99	121.90
36	A1	1387	G	C5-C6-O6	5.84	132.10	128.60
36	A1	1907	C	N3-C4-C5	-5.84	119.56	121.90
36	A1	2522	G	C4-N9-C1'	5.84	134.09	126.50
36	A1	2626	A	C5-C6-N1	-5.84	114.78	117.70
36	A1	2756	C	N3-C4-N4	5.84	122.09	118.00
80	A6	376	C	C2-N3-C4	-5.84	116.98	119.90
80	A6	1340	U	N1-C2-O2	5.84	126.89	122.80
36	A5	994	G	C6-N1-C2	-5.84	121.59	125.10
36	A5	1477	A	N1-C2-N3	5.84	132.22	129.30
36	A5	1902	G	C5-C6-N1	5.84	114.42	111.50
36	A5	1939	G	N1-C2-N2	-5.84	110.94	116.20
36	A5	2381	G	C2-N3-C4	5.84	114.82	111.90
38	A4	57	C	C5-C6-N1	-5.84	118.08	121.00
38	A4	73	U	C4-C5-C6	-5.84	116.20	119.70
56	BS	117	ARG	NE-CZ-NH1	-5.84	117.38	120.30
36	A5	1086	C	N1-C2-O2	5.84	122.40	118.90
36	A5	1181	U	C2-N3-C4	-5.84	123.50	127.00
36	A5	1917	C	C2-N3-C4	-5.84	116.98	119.90
36	A5	2838	A	C6-N1-C2	-5.84	115.10	118.60
36	A5	3224	G	N1-C6-O6	-5.84	116.40	119.90
36	A5	3373	U	C5-C6-N1	-5.84	119.78	122.70
80	A6	96	G	C8-N9-C4	-5.84	104.06	106.40
80	A6	359	A	N3-C4-C5	5.84	130.89	126.80
36	A5	741	U	C2-N3-C4	5.84	130.50	127.00
36	A5	2976	A	C8-N9-C4	5.84	108.14	105.80
36	A5	3100	U	N1-C2-O2	5.84	126.89	122.80
36	A1	2200	U	N3-C4-C5	-5.84	111.10	114.60
36	A1	3316	A	C5-N7-C8	-5.84	100.98	103.90

Continued on next page...

Continued from previous page...

Mol	Chain	Res	Type	Atoms	Z	Observed(°)	Ideal(°)
36	A5	2305	G	N1-C2-N2	-5.84	110.95	116.20
36	A5	2846	U	C5-C6-N1	-5.84	119.78	122.70
36	A5	3212	C	C5-C6-N1	-5.84	118.08	121.00
80	A6	240	U	N3-C2-O2	-5.83	118.12	122.20
80	A6	355	G	C5-N7-C8	5.83	107.22	104.30
80	A6	1540	G	N1-C6-O6	-5.83	116.40	119.90
80	A6	1658	G	C5-C6-O6	5.83	132.10	128.60
36	A1	3092	C	C5-C6-N1	-5.83	118.08	121.00
51	BN	105	ARG	NE-CZ-NH2	-5.83	117.38	120.30
64	Ba	115	LYS	C-N-CA	-5.83	110.05	122.30
36	A5	680	G	N3-C2-N2	5.83	123.98	119.90
36	A5	1485	G	N3-C4-C5	-5.83	125.68	128.60
1	A2	542	A	C4-C5-N7	5.83	113.61	110.70
44	BF	110	ARG	NE-CZ-NH2	-5.83	117.39	120.30
80	A6	1014	G	N1-C2-N2	-5.83	110.95	116.20
36	A5	272	G	C2-N3-C4	-5.83	108.98	111.90
36	A5	966	U	C2-N1-C1'	5.83	124.70	117.70
36	A5	1133	A	N1-C2-N3	-5.83	126.39	129.30
36	A5	1247	U	C5-C6-N1	5.83	125.62	122.70
36	A5	3267	A	N1-C2-N3	5.83	132.22	129.30
1	A2	1291	G	N3-C2-N2	-5.83	115.82	119.90
36	A1	1144	U	N3-C4-O4	-5.83	115.32	119.40
36	A1	1586	G	N1-C2-N2	-5.83	110.95	116.20
38	A4	25	G	N1-C6-O6	-5.83	116.40	119.90
36	A5	795	G	N1-C2-N3	-5.83	120.40	123.90
36	A5	815	G	N9-C4-C5	5.83	107.73	105.40
37	A7	5	G	C8-N9-C4	5.83	108.73	106.40
36	A1	66	A	C8-N9-C4	5.83	108.13	105.80
36	A1	100	A	C2-N3-C4	-5.83	107.69	110.60
36	A1	1615	C	C5-C6-N1	-5.83	118.09	121.00
36	A1	1849	C	N3-C2-O2	5.83	125.98	121.90
36	A1	2737	C	N1-C2-O2	-5.83	115.40	118.90
36	A1	3227	A	C2-N3-C4	-5.83	107.69	110.60
37	A3	83	U	N3-C4-C5	5.83	118.10	114.60
80	A6	858	G	C4-N9-C1'	5.83	134.08	126.50
36	A5	153	U	C5-C4-O4	5.83	129.40	125.90
36	A5	968	G	C8-N9-C4	5.83	108.73	106.40
36	A5	1669	C	C6-N1-C2	5.83	122.63	120.30
36	A5	3130	A	C6-N1-C2	-5.83	115.10	118.60
36	A1	3077	A	C4-C5-C6	5.83	119.91	117.00
36	A5	432	G	C2-N3-C4	-5.83	108.99	111.90
36	A1	1190	A	C2-N3-C4	5.83	113.51	110.60

Continued on next page...

Continued from previous page...

Mol	Chain	Res	Type	Atoms	Z	Observed(°)	Ideal(°)
36	A1	2640	A	N1-C6-N6	-5.83	115.11	118.60
36	A5	96	G	N1-C2-N3	5.83	127.40	123.90
36	A5	1607	U	C2-N3-C4	-5.83	123.50	127.00
36	A5	2920	U	C4-C5-C6	5.83	123.19	119.70
36	A5	3095	U	C2-N3-C4	-5.83	123.50	127.00
37	A7	106	U	C5-C6-N1	-5.83	119.79	122.70
36	A1	743	C	N3-C4-C5	5.82	124.23	121.90
36	A1	2647	A	C2-N3-C4	5.82	113.51	110.60
36	A1	2990	G	N9-C4-C5	5.82	107.73	105.40
36	A1	3111	U	N1-C2-O2	5.82	126.88	122.80
80	A6	1458	G	C4-N9-C1'	5.82	134.07	126.50
36	A5	2584	G	C4-C5-N7	5.82	113.13	110.80
36	A5	2817	A	C2-N3-C4	5.82	113.51	110.60
38	A8	16	G	N1-C2-N3	5.82	127.39	123.90
36	A1	46	U	C5-C4-O4	5.82	129.39	125.90
36	A1	929	A	C6-N1-C2	-5.82	115.11	118.60
36	A1	1175	C	C5-C6-N1	-5.82	118.09	121.00
36	A1	3192	U	C5-C6-N1	-5.82	119.79	122.70
38	A4	10	A	C8-N9-C4	-5.82	103.47	105.80
80	A6	560	U	N3-C4-O4	5.82	123.47	119.40
36	A5	1116	G	C5-C6-O6	5.82	132.09	128.60
1	A2	294	C	C6-N1-C2	5.82	122.63	120.30
1	A2	1291	G	N3-C4-N9	-5.82	122.51	126.00
36	A1	1589	A	N9-C4-C5	-5.82	103.47	105.80
36	A1	2299	A	N1-C2-N3	5.82	132.21	129.30
38	A4	79	A	N7-C8-N9	5.82	116.71	113.80
80	A6	419	G	N1-C6-O6	-5.82	116.41	119.90
36	A5	2516	U	C5-C4-O4	-5.82	122.41	125.90
40	DB	19	ARG	NE-CZ-NH2	-5.82	117.39	120.30
36	A1	159	A	N9-C4-C5	-5.82	103.47	105.80
36	A5	2846	U	C2-N3-C4	-5.82	123.51	127.00
36	A1	1950	U	C5-C6-N1	5.82	125.61	122.70
36	A1	2130	G	N1-C2-N2	-5.82	110.97	116.20
36	A1	3140	G	C8-N9-C1'	-5.82	119.44	127.00
36	A1	3312	U	N1-C2-N3	5.82	118.39	114.90
44	BF	215	GLY	N-CA-C	-5.82	98.56	113.10
56	BS	115	ARG	NE-CZ-NH1	5.82	123.21	120.30
80	A6	1788	G	C4-C5-N7	-5.82	108.47	110.80
36	A5	798	G	C5-C6-N1	5.82	114.41	111.50
36	A5	2370	G	N1-C2-N3	5.82	127.39	123.90
1	A2	1666	U	C6-N1-C2	-5.82	117.51	121.00
36	A1	388	G	N3-C2-N2	-5.82	115.83	119.90

Continued on next page...

Continued from previous page...

Mol	Chain	Res	Type	Atoms	Z	Observed(°)	Ideal(°)
36	A1	859	G	N1-C6-O6	5.82	123.39	119.90
36	A1	973	A	N1-C2-N3	5.82	132.21	129.30
36	A1	2960	C	N1-C2-O2	-5.82	115.41	118.90
36	A1	3278	C	C2-N1-C1'	5.82	125.20	118.80
80	A6	341	A	N9-C4-C5	5.82	108.13	105.80
80	A6	1037	C	C5-C6-N1	-5.82	118.09	121.00
36	A5	689	U	N3-C4-O4	-5.82	115.33	119.40
36	A5	916	G	N3-C4-N9	-5.82	122.51	126.00
36	A5	1045	C	N1-C2-N3	5.82	123.27	119.20
36	A5	1127	G	C5-C6-N1	5.82	114.41	111.50
36	A5	2971	A	C2-N3-C4	5.82	113.51	110.60
36	A5	3099	C	C4-C5-C6	5.82	120.31	117.40
36	A1	1948	G	N1-C6-O6	5.81	123.39	119.90
80	A6	1509	C	N1-C2-O2	5.81	122.39	118.90
36	A5	404	G	N3-C2-N2	-5.81	115.83	119.90
36	A5	2920	U	N1-C2-O2	-5.81	118.73	122.80
1	A2	344	A	N1-C6-N6	-5.81	115.11	118.60
36	A1	1137	C	N1-C2-O2	-5.81	115.41	118.90
36	A1	1523	U	C5-C4-O4	-5.81	122.41	125.90
36	A1	1947	G	N3-C4-C5	5.81	131.51	128.60
36	A1	2385	G	N3-C4-C5	5.81	131.51	128.60
36	A1	2816	G	N9-C4-C5	-5.81	103.08	105.40
36	A1	2980	U	C6-N1-C2	-5.81	117.51	121.00
36	A5	432	G	C4-C5-N7	5.81	113.12	110.80
36	A5	2335	G	N1-C6-O6	-5.81	116.41	119.90
36	A5	2510	U	C2-N1-C1'	-5.81	110.73	117.70
36	A5	3152	U	C6-N1-C2	5.81	124.49	121.00
36	A1	857	G	C4-C5-C6	-5.81	115.31	118.80
36	A1	1151	U	C6-N1-C2	-5.81	117.51	121.00
36	A1	1232	C	C6-N1-C2	-5.81	117.98	120.30
1	A2	92	A	N1-C6-N6	-5.81	115.11	118.60
1	A2	581	U	C6-N1-C1'	-5.81	113.07	121.20
36	A1	804	C	C2-N3-C4	-5.81	117.00	119.90
36	A1	908	G	C4-N9-C1'	5.81	134.05	126.50
67	Bd	64	VAL	CB-CA-C	-5.81	100.36	111.40
80	A6	647	G	N3-C2-N2	-5.81	115.83	119.90
36	A5	1158	A	C4-C5-N7	5.81	113.61	110.70
36	A5	1415	U	C5-C6-N1	-5.81	119.80	122.70
36	A5	1494	U	N3-C2-O2	5.81	126.27	122.20
1	A2	1633	A	N3-C4-C5	-5.81	122.73	126.80
36	A1	649	A	N1-C6-N6	-5.81	115.12	118.60
36	A1	796	U	C5-C4-O4	-5.81	122.42	125.90

Continued on next page...

Continued from previous page...

Mol	Chain	Res	Type	Atoms	Z	Observed(°)	Ideal(°)
36	A1	901	G	C8-N9-C4	5.81	108.72	106.40
36	A1	1396	C	C6-N1-C2	5.81	122.62	120.30
36	A1	2965	U	N3-C4-C5	5.81	118.08	114.60
80	A6	102	U	N1-C2-N3	5.81	118.38	114.90
80	A6	767	U	N1-C2-N3	5.81	118.39	114.90
80	A6	1755	A	C4-C5-N7	5.81	113.60	110.70
36	A5	1210	U	N3-C4-O4	-5.81	115.33	119.40
1	A2	934	C	C6-N1-C1'	-5.81	113.83	120.80
36	A1	3049	A	C4-C5-C6	5.81	119.90	117.00
49	BL	63	VAL	CB-CA-C	-5.81	100.37	111.40
80	A6	858	G	C6-C5-N7	-5.81	126.92	130.40
36	A5	35	A	C8-N9-C4	5.81	108.12	105.80
36	A5	590	G	C5-N7-C8	-5.81	101.40	104.30
36	A5	1438	U	C6-N1-C2	-5.81	117.52	121.00
36	A1	864	G	C6-N1-C2	-5.80	121.62	125.10
36	A1	2281	A	C2-N3-C4	-5.80	107.70	110.60
36	A1	2417	U	N1-C2-O2	-5.80	118.74	122.80
36	A1	3201	C	C6-N1-C2	-5.80	117.98	120.30
80	A6	1075	C	N3-C2-O2	5.80	125.96	121.90
36	A5	1129	A	C2-N3-C4	5.80	113.50	110.60
36	A5	2327	U	N3-C4-C5	5.80	118.08	114.60
36	A5	2692	A	C5-N7-C8	5.80	106.80	103.90
1	A2	1324	G	C8-N9-C1'	5.80	134.54	127.00
36	A5	1889	G	N3-C4-C5	-5.80	125.70	128.60
1	A2	732	G	C4-C5-N7	5.80	113.12	110.80
36	A1	304	G	N9-C4-C5	5.80	107.72	105.40
36	A1	376	G	N9-C4-C5	5.80	107.72	105.40
36	A1	835	G	O4'-C1'-N9	5.80	112.84	108.20
36	A5	25	U	N1-C2-O2	-5.80	118.74	122.80
36	A5	332	C	C5-C6-N1	-5.80	118.10	121.00
36	A5	801	A	C6-N1-C2	5.80	122.08	118.60
36	A5	979	U	N1-C2-O2	5.80	126.86	122.80
49	DL	76	THR	N-CA-CB	5.80	121.32	110.30
36	A1	730	C	C5-C6-N1	-5.80	118.10	121.00
36	A1	851	C	N3-C4-N4	5.80	122.06	118.00
36	A1	2961	G	C8-N9-C4	-5.80	104.08	106.40
80	A6	5	U	C4-C5-C6	5.80	123.18	119.70
80	A6	151	G	N3-C2-N2	-5.80	115.84	119.90
36	A5	2147	A	C5-C6-N6	-5.80	119.06	123.70
36	A1	24	G	N1-C2-N3	5.80	127.38	123.90
36	A1	892	U	N3-C4-C5	5.80	118.08	114.60
73	Bj	65	ARG	NE-CZ-NH1	5.80	123.20	120.30

Continued on next page...

Continued from previous page...

Mol	Chain	Res	Type	Atoms	Z	Observed(°)	Ideal(°)
80	A6	43	A	N1-C6-N6	-5.80	115.12	118.60
36	A5	3388	C	N3-C2-O2	-5.80	117.84	121.90
1	A2	1241	G	C8-N9-C4	-5.80	104.08	106.40
1	A2	1324	G	N9-C4-C5	5.80	107.72	105.40
36	A1	786	A	C4-C5-N7	-5.80	107.80	110.70
36	A1	994	G	N7-C8-N9	-5.80	110.20	113.10
36	A1	1081	U	N1-C2-N3	-5.80	111.42	114.90
36	A1	2939	G	N3-C2-N2	-5.80	115.84	119.90
36	A1	3377	G	C5-C6-O6	-5.80	125.12	128.60
36	A5	706	A	C5-C6-N6	-5.80	119.06	123.70
36	A5	798	G	C5-C6-O6	-5.80	125.12	128.60
36	A5	1297	C	C5-C4-N4	-5.80	116.14	120.20
1	A2	811	A	C8-N9-C4	-5.79	103.48	105.80
80	A6	470	A	C5-N7-C8	-5.79	101.00	103.90
80	A6	557	G	N1-C6-O6	-5.79	116.42	119.90
80	A6	1145	U	N3-C4-O4	5.79	123.46	119.40
36	A5	1060	U	C2-N3-C4	-5.79	123.52	127.00
36	A5	2770	G	C2-N3-C4	5.79	114.80	111.90
36	A1	1340	G	C5-C6-N1	5.79	114.40	111.50
36	A1	1929	G	C5-C6-O6	-5.79	125.12	128.60
38	A4	81	U	C6-N1-C1'	5.79	129.31	121.20
63	BZ	135	ARG	NE-CZ-NH2	5.79	123.20	120.30
80	A6	272	U	C2-N1-C1'	5.79	124.65	117.70
80	A6	553	G	C6-N1-C2	-5.79	121.62	125.10
80	A6	768	C	C5-C4-N4	-5.79	116.14	120.20
80	A6	1414	U	N3-C2-O2	-5.79	118.14	122.20
36	A5	523	A	C5-C6-N6	5.79	128.34	123.70
36	A5	2207	A	N7-C8-N9	5.79	116.70	113.80
36	A5	2306	C	C2-N1-C1'	5.79	125.17	118.80
36	A5	2835	U	N1-C2-N3	5.79	118.38	114.90
1	A2	460	A	N1-C6-N6	-5.79	115.12	118.60
1	A2	1416	G	C8-N9-C4	-5.79	104.08	106.40
36	A1	582	G	C8-N9-C4	-5.79	104.08	106.40
36	A1	2188	A	C8-N9-C4	5.79	108.12	105.80
36	A1	2298	U	N1-C2-N3	5.79	118.38	114.90
36	A1	2299	A	C5-N7-C8	5.79	106.80	103.90
80	A6	1510	U	N3-C4-C5	-5.79	111.12	114.60
36	A5	159	A	C8-N9-C4	5.79	108.12	105.80
36	A5	1512	U	C5-C6-N1	-5.79	119.80	122.70
36	A5	3102	G	C5-C6-O6	5.79	132.07	128.60
36	A5	3285	C	C2-N1-C1'	5.79	125.17	118.80
36	A1	1407	A	C5-N7-C8	5.79	106.80	103.90

Continued on next page...

Continued from previous page...

Mol	Chain	Res	Type	Atoms	Z	Observed(°)	Ideal(°)
36	A5	1607	U	P-O3'-C3'	5.79	126.65	119.70
36	A5	3218	A	N7-C8-N9	5.79	116.69	113.80
1	A2	1198	G	N7-C8-N9	5.79	116.00	113.10
36	A1	23	A	C5-C6-N6	-5.79	119.07	123.70
36	A1	2177	G	N3-C4-C5	-5.79	125.70	128.60
36	A1	2434	U	N3-C2-O2	-5.79	118.15	122.20
36	A1	2763	U	C4-C5-C6	5.79	123.17	119.70
13	CL	120	GLY	N-CA-C	-5.79	98.63	113.10
36	A5	1322	U	N3-C4-C5	5.79	118.07	114.60
36	A5	2899	C	C5-C6-N1	-5.79	118.11	121.00
1	A2	1131	A	N7-C8-N9	-5.79	110.91	113.80
36	A1	1420	C	C6-N1-C2	-5.79	117.98	120.30
38	A8	7	U	C5-C6-N1	-5.79	119.81	122.70
56	DS	155	ARG	CG-CD-NE	5.79	123.95	111.80
1	A2	1129	U	N3-C4-O4	-5.79	115.35	119.40
36	A1	299	G	N3-C2-N2	5.79	123.95	119.90
36	A1	922	U	C2-N1-C1'	5.79	124.64	117.70
36	A1	1303	A	C4-C5-C6	-5.79	114.11	117.00
36	A1	1327	C	N3-C4-C5	5.79	124.22	121.90
80	A6	1122	G	C4-N9-C1'	-5.79	118.98	126.50
80	A6	1521	G	C2-N3-C4	5.79	114.79	111.90
36	A5	1044	U	C2-N3-C4	-5.79	123.53	127.00
36	A5	1159	A	N3-C4-C5	5.79	130.85	126.80
36	A5	1369	A	N9-C4-C5	-5.79	103.49	105.80
36	A5	2926	A	C2-N3-C4	5.79	113.49	110.60
36	A5	3000	A	C5-C6-N6	-5.79	119.07	123.70
36	A5	3141	A	C4-C5-C6	5.79	119.89	117.00
36	A5	3375	A	N1-C2-N3	-5.79	126.41	129.30
36	A1	269	G	C2-N3-C4	5.78	114.79	111.90
36	A1	2607	G	N1-C6-O6	-5.78	116.43	119.90
36	A5	1116	G	N3-C4-C5	-5.78	125.71	128.60
36	A5	2706	G	C2-N3-C4	5.78	114.79	111.90
36	A1	341	G	C5-C6-O6	-5.78	125.13	128.60
36	A5	2549	G	N1-C6-O6	5.78	123.37	119.90
1	A2	1602	C	C6-N1-C2	5.78	122.61	120.30
36	A1	356	C	N3-C4-C5	5.78	124.21	121.90
36	A1	598	A	N1-C6-N6	5.78	122.07	118.60
36	A1	814	U	C2-N3-C4	-5.78	123.53	127.00
36	A1	2148	U	C2-N3-C4	-5.78	123.53	127.00
41	BC	139	GLY	N-CA-C	-5.78	98.65	113.10
80	A6	613	G	N3-C2-N2	5.78	123.95	119.90
36	A5	289	A	C5-C6-N1	5.78	120.59	117.70

Continued on next page...

Continued from previous page...

Mol	Chain	Res	Type	Atoms	Z	Observed(°)	Ideal(°)
36	A5	524	U	N1-C2-O2	-5.78	118.75	122.80
36	A5	2412	G	N9-C4-C5	5.78	107.71	105.40
36	A5	2665	U	C2-N3-C4	5.78	130.47	127.00
36	A1	2408	U	C5-C4-O4	-5.78	122.43	125.90
80	A6	1120	U	C5-C6-N1	-5.78	119.81	122.70
36	A5	427	C	C2-N3-C4	-5.78	117.01	119.90
36	A1	2165	G	C5-N7-C8	-5.78	101.41	104.30
36	A5	666	A	C8-N9-C4	5.78	108.11	105.80
1	A2	339	C	N1-C2-O2	-5.78	115.43	118.90
36	A1	499	G	C5-C6-O6	5.78	132.06	128.60
36	A1	968	G	N3-C4-C5	-5.78	125.71	128.60
80	A6	153	G	N3-C4-N9	-5.78	122.53	126.00
80	A6	418	G	C8-N9-C1'	-5.78	119.49	127.00
80	A6	622	A	N1-C6-N6	-5.78	115.14	118.60
36	A5	365	A	N1-C6-N6	5.78	122.06	118.60
36	A5	526	C	C5-C4-N4	-5.78	116.16	120.20
36	A1	3270	U	N3-C4-C5	5.77	118.06	114.60
1	A2	1370	U	N3-C2-O2	-5.77	118.16	122.20
36	A1	212	G	N3-C4-N9	5.77	129.46	126.00
36	A1	1747	G	C4-C5-N7	5.77	113.11	110.80
36	A1	2227	C	N1-C2-O2	-5.77	115.44	118.90
36	A1	2361	A	C2-N3-C4	5.77	113.49	110.60
36	A5	1193	A	C2-N3-C4	-5.77	107.71	110.60
36	A5	1206	G	C2-N3-C4	5.77	114.79	111.90
1	A2	570	A	N3-C4-C5	-5.77	122.76	126.80
36	A1	1591	G	N1-C6-O6	-5.77	116.44	119.90
80	A6	1749	A	C5-C6-N6	-5.77	119.08	123.70
36	A5	411	U	N1-C2-N3	5.77	118.36	114.90
36	A5	1904	C	N1-C2-O2	5.77	122.36	118.90
36	A5	2774	C	N1-C2-O2	-5.77	115.44	118.90
36	A1	505	G	N9-C4-C5	5.77	107.71	105.40
36	A1	968	G	C6-C5-N7	-5.77	126.94	130.40
36	A1	1192	C	N1-C2-O2	5.77	122.36	118.90
36	A1	1458	U	C6-N1-C2	5.77	124.46	121.00
36	A1	1665	C	C5-C4-N4	-5.77	116.16	120.20
36	A1	2343	C	C6-N1-C2	5.77	122.61	120.30
36	A1	2728	G	C2-N3-C4	5.77	114.78	111.90
1	A2	1339	C	C6-N1-C2	-5.77	117.99	120.30
36	A1	44	U	N3-C4-O4	-5.77	115.36	119.40
36	A1	420	G	N1-C2-N2	-5.77	111.01	116.20
36	A1	658	G	C5-C6-N1	-5.77	108.62	111.50
36	A1	947	G	N3-C2-N2	5.77	123.94	119.90

Continued on next page...

Continued from previous page...

Mol	Chain	Res	Type	Atoms	Z	Observed(°)	Ideal(°)
36	A1	2805	G	N3-C4-N9	5.77	129.46	126.00
36	A1	2989	U	C2-N3-C4	-5.77	123.54	127.00
80	A6	1241	G	N3-C4-C5	5.77	131.48	128.60
36	A5	1208	U	N1-C2-N3	5.77	118.36	114.90
36	A5	3088	G	N7-C8-N9	5.77	115.98	113.10
1	A2	1614	A	C4-C5-C6	5.77	119.88	117.00
36	A1	1379	G	N1-C2-N2	-5.77	111.01	116.20
36	A1	2279	A	C8-N9-C4	5.77	108.11	105.80
36	A5	3076	C	N3-C2-O2	-5.77	117.86	121.90
38	A8	104	A	N1-C6-N6	5.77	122.06	118.60
1	A2	1112	G	C6-N1-C2	-5.76	121.64	125.10
36	A1	2525	G	C3'-C2'-C1'	-5.76	96.89	101.50
36	A1	2653	C	C2-N3-C4	-5.76	117.02	119.90
80	A6	1028	C	C5-C6-N1	-5.76	118.12	121.00
36	A5	1116	G	C4-C5-C6	5.76	122.26	118.80
36	A5	1524	A	N1-C2-N3	5.76	132.18	129.30
36	A5	2329	C	C5-C4-N4	5.76	124.23	120.20
36	A5	3131	U	C5-C4-O4	-5.76	122.44	125.90
1	A2	144	U	N1-C2-O2	5.76	126.83	122.80
36	A5	2320	A	N3-C4-N9	-5.76	122.79	127.40
1	A2	1027	A	C8-N9-C4	-5.76	103.50	105.80
36	A1	1432	C	N1-C2-N3	5.76	123.23	119.20
36	A1	1447	G	N3-C4-N9	-5.76	122.54	126.00
36	A1	1905	G	C5-C6-O6	-5.76	125.14	128.60
36	A1	2623	G	N9-C4-C5	-5.76	103.10	105.40
36	A1	3092	C	C2-N1-C1'	-5.76	112.46	118.80
52	DO	197[B]	PHE	O-C-N	5.76	133.00	123.20
80	A6	1772	C	N1-C2-O2	-5.76	115.44	118.90
36	A5	706	A	N1-C2-N3	-5.76	126.42	129.30
36	A5	1126	G	C2-N3-C4	-5.76	109.02	111.90
36	A5	1724	U	C2-N1-C1'	5.76	124.61	117.70
36	A5	2129	U	N3-C4-C5	5.76	118.06	114.60
36	A5	2342	U	N3-C2-O2	-5.76	118.17	122.20
1	A2	377	G	N1-C2-N2	5.76	121.38	116.20
1	A2	1274	C	C5-C4-N4	5.76	124.23	120.20
80	A6	1324	G	N3-C2-N2	-5.76	115.87	119.90
36	A5	1888	U	N1-C2-N3	5.76	118.36	114.90
36	A5	3316	A	N1-C6-N6	5.76	122.06	118.60
36	A1	2357	A	C6-N1-C2	-5.76	115.15	118.60
36	A1	2752	U	N3-C2-O2	-5.76	118.17	122.20
36	A5	1846	C	N3-C2-O2	-5.76	117.87	121.90
36	A5	2305	G	C6-C5-N7	-5.76	126.95	130.40

Continued on next page...

Continued from previous page...

Mol	Chain	Res	Type	Atoms	Z	Observed(°)	Ideal(°)
36	A5	2337	C	C2-N3-C4	-5.76	117.02	119.90
1	A2	169	A	C8-N9-C4	5.75	108.10	105.80
36	A5	2335	G	N9-C4-C5	5.75	107.70	105.40
36	A5	3298	C	C2-N3-C4	-5.75	117.02	119.90
1	A2	971	A	C5-C6-N1	-5.75	114.82	117.70
36	A1	1747	G	C5-N7-C8	-5.75	101.42	104.30
36	A1	3046	A	C2-N3-C4	5.75	113.48	110.60
80	A6	1681	A	N1-C6-N6	5.75	122.05	118.60
36	A5	518	G	C8-N9-C4	5.75	108.70	106.40
36	A5	1931	U	C6-N1-C1'	5.75	129.25	121.20
1	A2	158	U	N3-C2-O2	-5.75	118.17	122.20
1	A2	864	U	N1-C2-N3	5.75	118.35	114.90
80	A6	1124	A	N9-C4-C5	-5.75	103.50	105.80
36	A1	702	C	C5-C4-N4	-5.75	116.17	120.20
36	A5	2747	A	N9-C4-C5	5.75	108.10	105.80
1	A2	639	U	N3-C4-O4	-5.75	115.38	119.40
36	A1	368	G	C2-N3-C4	-5.75	109.03	111.90
36	A1	984	G	N1-C2-N2	-5.75	111.03	116.20
36	A1	1167	U	C2-N3-C4	-5.75	123.55	127.00
53	BP	24	VAL	CB-CA-C	-5.75	100.48	111.40
80	A6	99	C	C2-N1-C1'	5.75	125.12	118.80
80	A6	1164	G	C5-C6-N1	5.75	114.37	111.50
36	A5	591	G	C8-N9-C4	5.75	108.70	106.40
36	A5	1143	A	C5-N7-C8	-5.75	101.03	103.90
36	A5	2192	C	C4-C5-C6	5.75	120.27	117.40
36	A5	3212	C	N1-C2-O2	-5.75	115.45	118.90
38	A8	31	G	N7-C8-N9	-5.75	110.23	113.10
36	A1	817	A	N1-C2-N3	5.75	132.17	129.30
36	A1	1904	C	N3-C2-O2	5.75	125.92	121.90
36	A1	2571	U	N1-C2-O2	5.75	126.82	122.80
36	A1	3204	C	C5-C6-N1	-5.75	118.13	121.00
36	A1	3218	A	N3-C4-N9	-5.75	122.80	127.40
80	A6	677	G	C4-N9-C1'	-5.75	119.03	126.50
36	A5	911	C	C2-N3-C4	-5.75	117.03	119.90
36	A5	1512	U	C4-C5-C6	5.75	123.15	119.70
36	A5	1553	U	N3-C2-O2	5.75	126.22	122.20
36	A1	1669	C	N1-C2-O2	-5.75	115.45	118.90
36	A5	613	G	N1-C6-O6	-5.75	116.45	119.90
36	A5	1128	U	N1-C2-N3	5.75	118.35	114.90
38	A8	17	A	C5-C6-N6	-5.75	119.10	123.70
1	A2	1169	G	N3-C4-C5	-5.74	125.73	128.60
36	A1	1377	G	C2-N3-C4	5.74	114.77	111.90

Continued on next page...

Continued from previous page...

Mol	Chain	Res	Type	Atoms	Z	Observed(°)	Ideal(°)
80	A6	1091	A	C5-N7-C8	-5.74	101.03	103.90
36	A5	3301	U	C6-N1-C2	5.74	124.45	121.00
36	A1	187	A	N3-C4-N9	5.74	131.99	127.40
36	A1	2117	A	C5-C6-N6	5.74	128.29	123.70
38	A4	135	G	C8-N9-C4	-5.74	104.10	106.40
36	A5	363	G	N9-C4-C5	5.74	107.70	105.40
36	A5	382	U	N1-C2-N3	5.74	118.34	114.90
36	A5	3123	A	N9-C4-C5	-5.74	103.50	105.80
1	A2	527	A	C8-N9-C4	-5.74	103.50	105.80
36	A1	804	C	C2-N1-C1'	-5.74	112.49	118.80
36	A1	1391	C	C5-C6-N1	-5.74	118.13	121.00
80	A6	944	A	N7-C8-N9	5.74	116.67	113.80
36	A5	88	A	C5-C6-N1	-5.74	114.83	117.70
36	A1	87	U	C2-N3-C4	-5.74	123.56	127.00
36	A1	1143	A	C4-C5-N7	5.74	113.57	110.70
36	A1	1314	C	C2-N3-C4	-5.74	117.03	119.90
80	A6	524	U	N3-C2-O2	-5.74	118.18	122.20
80	A6	901	G	C6-C5-N7	-5.74	126.96	130.40
36	A5	201	A	C5-C6-N1	-5.74	114.83	117.70
36	A5	216	G	C4-C5-N7	5.74	113.10	110.80
36	A5	672	A	N1-C6-N6	5.74	122.04	118.60
36	A5	3047	U	C2-N3-C4	-5.74	123.56	127.00
36	A5	3339	A	C5-C6-N6	-5.74	119.11	123.70
1	A2	1354	G	N3-C4-C5	-5.74	125.73	128.60
36	A1	1130	A	N1-C6-N6	5.74	122.04	118.60
80	A6	988	A	C8-N9-C4	-5.74	103.50	105.80
36	A1	1778	G	N7-C8-N9	5.74	115.97	113.10
36	A1	2815	G	N1-C2-N2	-5.74	111.04	116.20
36	A5	3241	G	C5-C6-O6	-5.74	125.16	128.60
40	DB	266	ARG	NE-CZ-NH1	5.74	123.17	120.30
75	D1	45	ARG	NE-CZ-NH2	-5.74	117.43	120.30
80	A6	448	C	N1-C2-O2	-5.73	115.46	118.90
36	A5	1113	G	N7-C8-N9	-5.73	110.23	113.10
38	A8	106	C	N3-C4-C5	5.73	124.19	121.90
78	Bo	87	ARG	NE-CZ-NH1	-5.73	117.43	120.30
47	DI	139	ARG	NE-CZ-NH1	5.73	123.17	120.30
80	A6	798	C	N3-C4-C5	5.73	124.19	121.90
36	A5	2148	U	C5-C4-O4	-5.73	122.46	125.90
80	A6	1489	U	N3-C4-O4	-5.73	115.39	119.40
36	A5	666	A	C2-N3-C4	-5.73	107.73	110.60
36	A5	1035	G	C8-N9-C1'	-5.73	119.55	127.00
36	A5	1242	G	N3-C4-N9	5.73	129.44	126.00

Continued on next page...

Continued from previous page...

Mol	Chain	Res	Type	Atoms	Z	Observed(°)	Ideal(°)
36	A5	2906	C	N3-C4-C5	-5.73	119.61	121.90
37	A7	47	C	C2-N3-C4	-5.73	117.04	119.90
1	A2	1776	A	N1-C6-N6	-5.73	115.16	118.60
36	A1	689	U	C2-N1-C1'	5.73	124.57	117.70
36	A1	1101	G	C2-N3-C4	-5.73	109.04	111.90
38	A4	102	U	C2-N3-C4	-5.73	123.56	127.00
36	A5	1443	G	C5-C6-N1	-5.73	108.64	111.50
36	A5	1445	U	C2-N3-C4	-5.73	123.56	127.00
36	A5	1832	C	C5-C4-N4	-5.73	116.19	120.20
36	A5	2422	C	N3-C2-O2	-5.73	117.89	121.90
36	A5	2658	G	N7-C8-N9	-5.73	110.24	113.10
36	A1	435	C	C2-N1-C1'	-5.73	112.50	118.80
80	A6	96	G	N9-C4-C5	5.73	107.69	105.40
36	A5	224	C	N3-C2-O2	-5.73	117.89	121.90
36	A5	1045	C	N1-C2-O2	-5.73	115.46	118.90
36	A5	2736	A	C5-C6-N6	5.73	128.28	123.70
40	DB	21	ARG	NE-CZ-NH2	-5.73	117.44	120.30
1	A2	1421	A	C8-N9-C4	5.72	108.09	105.80
27	AZ	95	HIS	N-CA-C	5.72	126.46	111.00
36	A1	670	C	C5-C6-N1	-5.72	118.14	121.00
36	A1	2728	G	C5-C6-N1	5.72	114.36	111.50
80	A6	396	G	N9-C4-C5	-5.72	103.11	105.40
36	A5	920	A	C8-N9-C4	5.72	108.09	105.80
36	A5	2142	A	N3-C4-N9	5.72	131.98	127.40
36	A5	3197	G	N3-C4-N9	-5.72	122.56	126.00
36	A1	120	G	C8-N9-C4	5.72	108.69	106.40
36	A1	591	G	C6-C5-N7	-5.72	126.97	130.40
36	A1	2348	A	N1-C2-N3	5.72	132.16	129.30
80	A6	571	G	N3-C4-N9	-5.72	122.57	126.00
36	A5	1856	C	C6-N1-C2	-5.72	118.01	120.30
36	A1	2748	A	N1-C2-N3	5.72	132.16	129.30
36	A1	3054	U	C5-C6-N1	-5.72	119.84	122.70
36	A5	1512	U	C2-N3-C4	-5.72	123.57	127.00
36	A5	2827	U	N3-C2-O2	-5.72	118.19	122.20
38	A8	28	C	C4-C5-C6	-5.72	114.54	117.40
36	A1	311	C	C6-N1-C2	5.72	122.59	120.30
36	A1	434	U	N3-C4-C5	5.72	118.03	114.60
36	A1	658	G	C4-C5-N7	-5.72	108.51	110.80
36	A1	1100	U	C5-C6-N1	-5.72	119.84	122.70
36	A5	2108	C	N3-C4-C5	5.72	124.19	121.90
1	A2	142	G	N1-C6-O6	5.72	123.33	119.90
36	A5	1159	A	C6-N1-C2	5.72	122.03	118.60

Continued on next page...

Continued from previous page...

Mol	Chain	Res	Type	Atoms	Z	Observed(°)	Ideal(°)
36	A5	2361	A	C5-C6-N1	5.72	120.56	117.70
36	A5	2978	U	N1-C2-N3	5.72	118.33	114.90
54	DQ	50	LYS	CD-CE-NZ	5.72	124.85	111.70
36	A1	2817	A	N3-C4-C5	-5.72	122.80	126.80
80	A6	137	U	C2-N1-C1'	5.72	124.56	117.70
80	A6	1274	C	N3-C4-N4	-5.72	114.00	118.00
80	A6	1781	A	C4-C5-C6	5.72	119.86	117.00
36	A5	2619	G	C5-C6-N1	5.72	114.36	111.50
36	A1	811	U	N1-C2-N3	5.71	118.33	114.90
36	A1	994	G	C8-N9-C4	5.71	108.69	106.40
36	A1	1160	C	C5-C4-N4	5.71	124.20	120.20
36	A1	2142	A	C8-N9-C4	-5.71	103.51	105.80
36	A1	2533	G	C8-N9-C1'	-5.71	119.57	127.00
80	A6	922	G	C5-C6-N1	5.71	114.36	111.50
80	A6	1136	U	C5-C4-O4	-5.71	122.47	125.90
36	A5	760	G	C5-C6-O6	-5.71	125.17	128.60
36	A5	884	A	N1-C6-N6	-5.71	115.17	118.60
36	A5	1371	G	N7-C8-N9	-5.71	110.24	113.10
36	A5	2392	C	C5-C6-N1	-5.71	118.14	121.00
36	A5	3259	U	C5-C6-N1	5.71	125.56	122.70
36	A1	755	A	C2-N3-C4	-5.71	107.74	110.60
36	A1	773	G	N1-C6-O6	-5.71	116.47	119.90
36	A1	959	C	C2-N3-C4	-5.71	117.04	119.90
36	A1	1333	C	C6-N1-C2	-5.71	118.02	120.30
36	A1	1582	C	C6-N1-C1'	5.71	127.66	120.80
36	A1	1586	G	N3-C2-N2	5.71	123.90	119.90
36	A1	3149	G	N3-C2-N2	-5.71	115.90	119.90
37	A3	82	G	C2-N3-C4	-5.71	109.04	111.90
80	A6	1	U	C5-C6-N1	5.71	125.56	122.70
80	A6	163	G	N1-C2-N3	5.71	127.33	123.90
36	A5	670	C	C2-N3-C4	-5.71	117.04	119.90
36	A5	1159	A	C5-N7-C8	-5.71	101.04	103.90
38	A8	23	U	C4-C5-C6	5.71	123.13	119.70
47	DI	21	ARG	NE-CZ-NH1	5.71	123.16	120.30
36	A1	2906	C	C2-N3-C4	-5.71	117.05	119.90
36	A1	3269	U	N1-C2-O2	5.71	126.80	122.80
36	A5	3365	U	C6-N1-C2	-5.71	117.57	121.00
36	A1	280	U	C5-C4-O4	-5.71	122.47	125.90
80	A6	136	C	C2-N1-C1'	5.71	125.08	118.80
80	A6	541	A	C3'-C2'-C1'	-5.71	96.93	101.50
36	A5	270	U	N3-C2-O2	-5.71	118.20	122.20
36	A5	1364	C	C5-C6-N1	-5.71	118.14	121.00

Continued on next page...

Continued from previous page...

Mol	Chain	Res	Type	Atoms	Z	Observed(°)	Ideal(°)
36	A5	2730	G	N3-C2-N2	-5.71	115.90	119.90
36	A5	2804	A	C8-N9-C4	5.71	108.08	105.80
36	A5	2979	U	N3-C2-O2	5.71	126.20	122.20
36	A1	333	G	C4-C5-N7	-5.71	108.52	110.80
37	A3	83	U	C5-C6-N1	-5.71	119.85	122.70
53	BP	131	ARG	NE-CZ-NH2	5.71	123.15	120.30
36	A5	2320	A	N9-C4-C5	5.71	108.08	105.80
53	DP	24	VAL	CB-CA-C	-5.71	100.56	111.40
36	A1	2882	U	C2-N3-C4	-5.71	123.58	127.00
36	A5	563	U	N3-C2-O2	-5.71	118.21	122.20
1	A2	92	A	C6-N1-C2	-5.70	115.18	118.60
1	A2	831	U	C2-N1-C1'	5.70	124.55	117.70
1	A2	1075	C	N3-C2-O2	5.70	125.89	121.90
36	A1	517	G	C5-N7-C8	-5.70	101.45	104.30
36	A1	1374	G	C6-C5-N7	-5.70	126.98	130.40
36	A1	1392	G	N9-C4-C5	-5.70	103.12	105.40
36	A1	1932	A	C5-C6-N1	5.70	120.55	117.70
36	A1	2571	U	N3-C2-O2	-5.70	118.21	122.20
36	A1	2634	U	C5-C6-N1	-5.70	119.85	122.70
80	A6	826	U	C2-N1-C1'	5.70	124.55	117.70
36	A5	1163	A	C5-C6-N1	5.70	120.55	117.70
36	A5	2836	C	C5-C4-N4	5.70	124.19	120.20
36	A1	2329	C	C6-N1-C1'	5.70	127.64	120.80
36	A1	3137	C	C5-C6-N1	5.70	123.85	121.00
80	A6	1025	A	C5-C6-N1	-5.70	114.85	117.70
36	A5	2293	C	N1-C2-O2	5.70	122.32	118.90
36	A5	2866	U	C2-N3-C4	-5.70	123.58	127.00
1	A2	612	U	N3-C4-O4	-5.70	115.41	119.40
1	A2	1489	U	N3-C2-O2	-5.70	118.21	122.20
36	A1	859	G	N9-C4-C5	-5.70	103.12	105.40
36	A1	2310	U	C6-N1-C2	-5.70	117.58	121.00
36	A1	2606	G	N3-C2-N2	5.70	123.89	119.90
36	A5	2552	C	N3-C4-N4	-5.70	114.01	118.00
36	A1	967	A	N1-C6-N6	-5.70	115.18	118.60
36	A1	1141	C	N3-C4-C5	-5.70	119.62	121.90
36	A1	1787	A	N7-C8-N9	-5.70	110.95	113.80
73	Bj	72	ARG	NE-CZ-NH1	5.70	123.15	120.30
80	A6	1015	U	C2-N3-C4	5.70	130.42	127.00
36	A5	971	G	N9-C4-C5	5.70	107.68	105.40
36	A5	1840	U	N1-C2-O2	5.70	126.79	122.80
36	A1	2202	C	C5-C6-N1	-5.70	118.15	121.00
36	A1	2735	U	N3-C4-O4	-5.70	115.41	119.40

Continued on next page...

Continued from previous page...

Mol	Chain	Res	Type	Atoms	Z	Observed(°)	Ideal(°)
38	A8	20	U	C5-C6-N1	-5.70	119.85	122.70
1	A2	539	G	C5-N7-C8	-5.70	101.45	104.30
36	A1	3071	U	N1-C2-O2	-5.70	118.81	122.80
80	A6	11	A	C8-N9-C4	5.70	108.08	105.80
80	A6	1127	G	C6-N1-C2	-5.70	121.68	125.10
36	A5	665	A	N9-C4-C5	-5.70	103.52	105.80
36	A5	3006	A	N9-C4-C5	5.70	108.08	105.80
54	DQ	127	LEU	CA-CB-CG	5.70	128.40	115.30
1	A2	741	C	N1-C2-O2	-5.69	115.48	118.90
80	A6	1643	U	N3-C4-O4	-5.69	115.41	119.40
36	A5	1639	C	C6-N1-C2	-5.69	118.02	120.30
1	A2	1282	U	N1-C2-N3	5.69	118.32	114.90
36	A1	1514	G	N3-C4-C5	-5.69	125.75	128.60
36	A1	2571	U	C2-N1-C1'	5.69	124.53	117.70
36	A1	2760	C	N3-C4-C5	-5.69	119.62	121.90
80	A6	411	C	N3-C2-O2	-5.69	117.92	121.90
36	A5	276	U	C4-C5-C6	5.69	123.11	119.70
36	A5	1466	G	N3-C4-N9	-5.69	122.58	126.00
36	A5	1589	A	C5-C6-N1	5.69	120.55	117.70
36	A5	1652	G	C4-C5-N7	-5.69	108.52	110.80
36	A5	2330	C	C4-C5-C6	5.69	120.25	117.40
36	A1	87	U	N3-C4-O4	-5.69	115.42	119.40
36	A1	233	C	C6-N1-C2	5.69	122.58	120.30
36	A1	655	C	C2-N3-C4	-5.69	117.06	119.90
36	A1	678	G	C5-C6-O6	-5.69	125.19	128.60
36	A1	1331	U	C2-N3-C4	-5.69	123.59	127.00
36	A1	1507	G	C4-C5-N7	-5.69	108.52	110.80
36	A1	2438	A	C8-N9-C4	5.69	108.08	105.80
36	A1	2865	U	C2-N3-C4	-5.69	123.59	127.00
62	BY	60	ARG	NE-CZ-NH1	-5.69	117.45	120.30
80	A6	1421	A	C8-N9-C4	5.69	108.08	105.80
36	A5	2400	G	C4-C5-N7	5.69	113.08	110.80
38	A8	26	U	C2-N1-C1'	5.69	124.53	117.70
38	A8	34	U	C5-C6-N1	-5.69	119.86	122.70
46	DH	151	VAL	CB-CA-C	-5.69	100.59	111.40
52	DO	163[B]	ARG	NE-CZ-NH2	-5.69	117.45	120.30
1	A2	92	A	N3-C4-C5	-5.69	122.82	126.80
1	A2	494	U	N3-C2-O2	-5.69	118.22	122.20
36	A1	272	G	C5-N7-C8	5.69	107.14	104.30
36	A1	1502	C	C4-C5-C6	5.69	120.25	117.40
36	A5	582	G	N1-C6-O6	-5.69	116.49	119.90
36	A1	3052	G	N1-C6-O6	-5.69	116.49	119.90

Continued on next page...

Continued from previous page...

Mol	Chain	Res	Type	Atoms	Z	Observed(°)	Ideal(°)
36	A5	24	G	C5-C6-O6	-5.69	125.19	128.60
36	A5	580	C	N3-C4-C5	-5.69	119.62	121.90
36	A5	1726	C	C5-C6-N1	-5.69	118.16	121.00
36	A5	1849	C	N3-C2-O2	-5.69	117.92	121.90
36	A5	3200	G	C5-C6-O6	-5.69	125.19	128.60
36	A1	2984	C	C5-C4-N4	5.69	124.18	120.20
36	A1	3010	U	N3-C2-O2	-5.69	118.22	122.20
80	A6	864	U	C2-N1-C1'	5.69	124.52	117.70
36	A5	2123	G	C5-C6-N1	5.69	114.34	111.50
38	A8	95	G	C4-N9-C1'	-5.69	119.11	126.50
1	A2	1781	A	C5-C6-N1	-5.68	114.86	117.70
36	A1	2147	A	C5-C6-N6	-5.68	119.15	123.70
36	A1	3110	C	N1-C2-O2	5.68	122.31	118.90
36	A1	3188	G	N3-C4-N9	5.68	129.41	126.00
36	A1	3235	C	C6-N1-C2	-5.68	118.03	120.30
36	A1	3293	U	C5-C4-O4	-5.68	122.49	125.90
38	A4	113	U	C6-N1-C1'	5.68	129.16	121.20
36	A5	79	U	C5-C4-O4	-5.68	122.49	125.90
37	A7	8	G	C8-N9-C4	-5.68	104.13	106.40
36	A1	68	C	N3-C2-O2	-5.68	117.92	121.90
80	A6	1143	A	C2-N3-C4	5.68	113.44	110.60
80	A6	1572	G	C5-N7-C8	-5.68	101.46	104.30
36	A5	1429	G	C6-C5-N7	-5.68	126.99	130.40
36	A5	1458	U	N3-C4-C5	5.68	118.01	114.60
36	A1	70	A	C8-N9-C4	5.68	108.07	105.80
36	A1	1191	U	C2-N3-C4	-5.68	123.59	127.00
36	A1	1209	G	N3-C4-C5	-5.68	125.76	128.60
36	A1	2749	G	N1-C6-O6	5.68	123.31	119.90
80	A6	66	U	C4-C5-C6	5.68	123.11	119.70
80	A6	385	A	N7-C8-N9	-5.68	110.96	113.80
36	A5	1159	A	N9-C4-C5	-5.68	103.53	105.80
36	A5	1371	G	C5-N7-C8	5.68	107.14	104.30
36	A5	1448	U	C4-C5-C6	5.68	123.11	119.70
37	A7	103	A	C5-C6-N6	-5.68	119.16	123.70
1	A2	1361	U	N3-C2-O2	-5.68	118.22	122.20
1	A2	1749	A	C4-C5-N7	5.68	113.54	110.70
36	A1	574	U	N3-C4-C5	5.68	118.01	114.60
80	A6	1118	G	C6-N1-C2	-5.68	121.69	125.10
36	A5	39	A	C2-N3-C4	5.68	113.44	110.60
36	A5	3290	G	N7-C8-N9	5.68	115.94	113.10
37	A7	38	U	C2-N1-C1'	5.68	124.52	117.70
36	A1	62	A	C5-C6-N6	-5.68	119.16	123.70

Continued on next page...

Continued from previous page...

Mol	Chain	Res	Type	Atoms	Z	Observed(°)	Ideal(°)
36	A1	2772	C	C5-C6-N1	5.68	123.84	121.00
36	A1	2944	U	N3-C4-O4	-5.68	115.42	119.40
36	A1	885	U	N3-C2-O2	-5.68	118.23	122.20
36	A1	1170	A	C6-N1-C2	5.68	122.00	118.60
80	A6	1600	A	N3-C4-C5	5.68	130.77	126.80
36	A5	413	U	N1-C2-N3	5.68	118.31	114.90
36	A5	1405	U	C2-N3-C4	-5.68	123.59	127.00
36	A5	2197	C	C2-N1-C1'	-5.68	112.56	118.80
36	A5	2584	G	C5-C6-O6	-5.68	125.19	128.60
36	A5	2892	A	N1-C6-N6	-5.68	115.19	118.60
36	A5	2988	C	N3-C4-C5	-5.68	119.63	121.90
36	A5	3020	U	N3-C2-O2	5.68	126.17	122.20
1	A2	1458	G	C4-N9-C1'	5.67	133.88	126.50
36	A1	588	G	N3-C4-N9	5.67	129.41	126.00
36	A1	643	U	C2-N1-C1'	-5.67	110.89	117.70
36	A1	2403	G	N3-C4-N9	5.67	129.40	126.00
38	A8	95	G	C8-N9-C1'	5.67	134.38	127.00
52	DO	23[B]	ILE	C-N-CA	-5.67	107.51	121.70
36	A1	417	A	C2-N3-C4	-5.67	107.76	110.60
36	A1	1156	C	C6-N1-C2	5.67	122.57	120.30
80	A6	109	G	N7-C8-N9	-5.67	110.26	113.10
80	A6	194	U	N3-C2-O2	-5.67	118.23	122.20
36	A5	334	A	C2-N3-C4	5.67	113.44	110.60
36	A5	819	U	N3-C4-O4	5.67	123.37	119.40
1	A2	507	U	C6-N1-C2	-5.67	117.60	121.00
36	A1	1417	G	N7-C8-N9	-5.67	110.27	113.10
36	A1	1546	A	C5-C6-N6	5.67	128.24	123.70
36	A5	2326	A	C2-N3-C4	5.67	113.44	110.60
38	A8	113	U	C6-N1-C1'	-5.67	113.26	121.20
80	A6	389	G	N3-C4-C5	-5.67	125.77	128.60
80	A6	987	G	N1-C6-O6	5.67	123.30	119.90
80	A6	1421	A	N9-C4-C5	-5.67	103.53	105.80
36	A5	953	G	N3-C4-N9	-5.67	122.60	126.00
36	A5	1314	C	N3-C4-C5	5.67	124.17	121.90
36	A5	2733	A	C2-N3-C4	-5.67	107.77	110.60
38	A8	109	A	C8-N9-C4	-5.67	103.53	105.80
36	A1	86	G	C4-C5-N7	-5.67	108.53	110.80
36	A1	652	G	N1-C6-O6	-5.67	116.50	119.90
36	A1	658	G	N3-C4-C5	-5.67	125.77	128.60
36	A1	1919	G	C8-N9-C4	-5.67	104.13	106.40
80	A6	328	A	N9-C4-C5	5.67	108.07	105.80
36	A5	248	U	C2-N1-C1'	5.67	124.50	117.70

Continued on next page...

Continued from previous page...

Mol	Chain	Res	Type	Atoms	Z	Observed(°)	Ideal(°)
36	A5	998	A	N1-C2-N3	5.67	132.13	129.30
36	A5	1127	G	N9-C4-C5	-5.67	103.13	105.40
36	A5	1940	G	C8-N9-C4	5.67	108.67	106.40
36	A5	2848	G	C4-C5-C6	5.67	122.20	118.80
1	A2	279	G	N7-C8-N9	5.67	115.93	113.10
36	A1	1434	G	C4-C5-N7	-5.67	108.53	110.80
36	A1	3228	C	N1-C2-O2	5.67	122.30	118.90
80	A6	814	A	N7-C8-N9	5.67	116.63	113.80
36	A5	905	U	N3-C4-O4	5.67	123.37	119.40
36	A5	958	C	N3-C4-C5	5.67	124.17	121.90
36	A5	1321	G	N1-C6-O6	5.67	123.30	119.90
36	A5	2748	A	C5-C6-N6	-5.67	119.17	123.70
36	A5	2832	C	C6-N1-C2	5.67	122.57	120.30
36	A5	2979	U	C5-C6-N1	-5.67	119.87	122.70
41	DC	136	LEU	CA-CB-CG	5.67	128.34	115.30
36	A1	324	A	N1-C2-N3	5.67	132.13	129.30
36	A1	2967	A	C5-N7-C8	5.67	106.73	103.90
36	A1	3096	C	C2-N3-C4	-5.67	117.07	119.90
36	A1	1156	C	N1-C2-O2	5.66	122.30	118.90
36	A1	1858	A	C4-C5-C6	5.66	119.83	117.00
36	A1	3060	C	N3-C2-O2	5.66	125.86	121.90
36	A5	65	A	P-O3'-C3'	5.66	126.50	119.70
36	A5	824	C	N3-C4-C5	-5.66	119.64	121.90
36	A5	948	C	N3-C4-N4	5.66	121.97	118.00
36	A5	1525	G	C8-N9-C1'	-5.66	119.64	127.00
36	A5	2191	U	C5-C6-N1	-5.66	119.87	122.70
36	A5	2865	U	N1-C2-O2	5.66	126.76	122.80
36	A5	3285	C	N1-C2-O2	5.66	122.30	118.90
36	A1	1003	A	C4-C5-C6	5.66	119.83	117.00
36	A1	2197	C	C4-C5-C6	-5.66	114.57	117.40
73	Bj	73	ARG	NE-CZ-NH1	5.66	123.13	120.30
80	A6	1764	C	N3-C4-N4	-5.66	114.04	118.00
1	A2	810	G	C4-C5-N7	5.66	113.06	110.80
36	A1	22	G	N1-C6-O6	-5.66	116.50	119.90
36	A1	969	C	N3-C4-C5	5.66	124.16	121.90
36	A1	1349	G	N3-C4-C5	-5.66	125.77	128.60
36	A1	1381	A	N1-C6-N6	5.66	122.00	118.60
36	A1	1518	U	C4-C5-C6	5.66	123.10	119.70
36	A1	2385	G	C2-N3-C4	-5.66	109.07	111.90
36	A1	2888	U	C5-C6-N1	-5.66	119.87	122.70
36	A5	39	A	C5-N7-C8	5.66	106.73	103.90
36	A5	114	A	N1-C6-N6	5.66	122.00	118.60

Continued on next page...

Continued from previous page...

Mol	Chain	Res	Type	Atoms	Z	Observed(°)	Ideal(°)
36	A5	326	U	C4-C5-C6	-5.66	116.30	119.70
36	A5	1284	C	C5-C6-N1	5.66	123.83	121.00
36	A5	3010	U	N3-C4-O4	-5.66	115.44	119.40
36	A1	192	C	C2-N1-C1'	5.66	125.02	118.80
36	A1	435	C	N3-C2-O2	5.66	125.86	121.90
36	A1	2306	C	C5-C6-N1	5.66	123.83	121.00
36	A1	3204	C	N3-C4-N4	-5.66	114.04	118.00
38	A4	145	U	C2-N3-C4	-5.66	123.61	127.00
36	A5	769	G	N7-C8-N9	-5.66	110.27	113.10
36	A5	2951	G	C5-C6-N1	5.66	114.33	111.50
1	A2	712	G	C8-N9-C4	-5.66	104.14	106.40
36	A1	1309	U	N3-C4-O4	5.66	123.36	119.40
36	A5	2400	G	N1-C6-O6	5.66	123.29	119.90
36	A1	2121	G	N1-C6-O6	-5.66	116.51	119.90
36	A5	1285	G	N7-C8-N9	-5.66	110.27	113.10
36	A5	2293	C	C2-N1-C1'	5.66	125.02	118.80
36	A5	3006	A	C8-N9-C4	-5.66	103.54	105.80
36	A5	3054	U	N3-C4-C5	-5.66	111.21	114.60
38	A4	9	A	N1-C6-N6	-5.65	115.21	118.60
36	A5	625	G	C8-N9-C4	-5.65	104.14	106.40
1	A2	1644	C	N1-C2-O2	-5.65	115.51	118.90
36	A1	824	C	N3-C4-N4	-5.65	114.04	118.00
36	A1	1428	A	C8-N9-C4	-5.65	103.54	105.80
38	A4	88	A	N1-C6-N6	5.65	121.99	118.60
38	A4	103	G	C8-N9-C4	-5.65	104.14	106.40
52	BO	3[B]	SER	CA-C-N	-5.65	104.77	117.20
36	A5	1300	G	C6-C5-N7	-5.65	127.01	130.40
36	A1	197	G	N1-C2-N2	5.65	121.29	116.20
36	A1	1196	C	C6-N1-C2	5.65	122.56	120.30
36	A1	1349	G	N3-C4-N9	5.65	129.39	126.00
36	A5	1603	A	N9-C4-C5	5.65	108.06	105.80
37	A7	80	G	N3-C4-N9	5.65	129.39	126.00
1	A2	627	C	N1-C2-O2	-5.65	115.51	118.90
1	A2	1600	A	C4-C5-N7	5.65	113.53	110.70
36	A5	925	A	N1-C6-N6	5.65	121.99	118.60
36	A5	2237	C	N3-C2-O2	-5.65	117.95	121.90
36	A5	2341	A	C5-N7-C8	5.65	106.72	103.90
36	A5	2415	C	C6-N1-C2	5.65	122.56	120.30
36	A5	2904	U	C2-N3-C4	-5.65	123.61	127.00
36	A1	2257	C	C6-N1-C2	-5.65	118.04	120.30
36	A1	2368	A	N1-C2-N3	5.65	132.12	129.30
41	BC	230	VAL	CB-CA-C	-5.65	100.67	111.40

Continued on next page...

Continued from previous page...

Mol	Chain	Res	Type	Atoms	Z	Observed(°)	Ideal(°)
80	A6	339	C	C6-N1-C2	-5.65	118.04	120.30
36	A5	880	G	C2-N3-C4	5.65	114.72	111.90
36	A1	1002	A	C4-C5-C6	-5.65	114.18	117.00
36	A1	1048	A	C4-C5-C6	-5.65	114.18	117.00
36	A1	1168	U	N3-C2-O2	-5.65	118.25	122.20
36	A1	1770	G	N7-C8-N9	5.65	115.92	113.10
36	A1	2142	A	C4-C5-C6	5.65	119.82	117.00
36	A1	3373	U	C6-N1-C2	5.65	124.39	121.00
36	A5	2955	U	N1-C2-N3	5.65	118.29	114.90
36	A1	304	G	N1-C2-N3	-5.64	120.51	123.90
36	A1	2282	U	N3-C4-C5	5.64	117.99	114.60
36	A1	2885	C	C5-C6-N1	-5.64	118.18	121.00
38	A4	113	U	C2-N1-C1'	-5.64	110.93	117.70
80	A6	587	C	C2-N3-C4	-5.64	117.08	119.90
36	A5	1434	G	C1'-O4'-C4'	-5.64	105.38	109.90
36	A5	1883	A	C8-N9-C4	-5.64	103.54	105.80
1	A2	355	G	N3-C4-C5	-5.64	125.78	128.60
1	A2	402	C	C2-N1-C1'	-5.64	112.59	118.80
36	A1	1125	U	C5-C6-N1	-5.64	119.88	122.70
36	A1	1483	G	N3-C2-N2	5.64	123.85	119.90
36	A1	2920	U	C5-C6-N1	-5.64	119.88	122.70
80	A6	940	A	C2-N3-C4	-5.64	107.78	110.60
80	A6	1620	C	N3-C2-O2	-5.64	117.95	121.90
36	A5	53	G	N3-C2-N2	5.64	123.85	119.90
36	A5	1210	U	N1-C2-O2	5.64	126.75	122.80
36	A5	1832	C	C6-N1-C2	5.64	122.56	120.30
80	A6	194	U	C5-C6-N1	5.64	125.52	122.70
36	A5	1192	C	C5-C6-N1	-5.64	118.18	121.00
36	A5	1331	U	C5-C4-O4	-5.64	122.52	125.90
1	A2	382	C	N3-C4-C5	5.64	124.16	121.90
36	A1	686	G	C5-C6-O6	5.64	131.98	128.60
36	A1	1169	A	N3-C4-N9	5.64	131.91	127.40
36	A1	2679	A	C4-C5-C6	5.64	119.82	117.00
38	A4	53	A	N3-C4-C5	-5.64	122.85	126.80
36	A5	1370	G	N3-C4-N9	5.64	129.38	126.00
36	A5	3007	U	C5-C4-O4	-5.64	122.52	125.90
1	A2	1782	A	C4-C5-N7	-5.64	107.88	110.70
36	A1	44	U	C2-N3-C4	-5.64	123.62	127.00
36	A1	1514	G	N1-C2-N2	-5.64	111.13	116.20
80	A6	310	C	C2-N3-C4	-5.64	117.08	119.90
80	A6	612	U	C5-C4-O4	5.64	129.28	125.90
36	A5	574	U	C5-C4-O4	-5.64	122.52	125.90

Continued on next page...

Continued from previous page...

Mol	Chain	Res	Type	Atoms	Z	Observed(°)	Ideal(°)
36	A5	2257	C	N1-C2-O2	5.64	122.28	118.90
36	A5	2816	G	C4-N9-C1'	-5.64	119.17	126.50
64	Da	46	ASP	N-CA-C	-5.64	95.78	111.00
36	A1	34	A	C5-C6-N6	-5.63	119.19	123.70
36	A1	109	A	N1-C6-N6	-5.63	115.22	118.60
36	A1	157	A	N1-C2-N3	5.63	132.12	129.30
36	A1	880	G	N1-C6-O6	-5.63	116.52	119.90
36	A1	970	A	C2-N3-C4	-5.63	107.78	110.60
36	A1	3065	G	N7-C8-N9	-5.63	110.28	113.10
36	A1	3105	U	N3-C4-C5	5.63	117.98	114.60
36	A1	3343	G	N3-C2-N2	5.63	123.84	119.90
36	A5	873	C	C4-C5-C6	5.63	120.22	117.40
36	A1	2787	G	N3-C4-C5	-5.63	125.78	128.60
24	CW	129	VAL	CB-CA-C	-5.63	100.70	111.40
36	A5	634	C	C2-N3-C4	-5.63	117.08	119.90
36	A5	1909	A	C4-C5-C6	-5.63	114.18	117.00
36	A1	1849	C	N1-C2-O2	-5.63	115.52	118.90
80	A6	993	A	C8-N9-C4	-5.63	103.55	105.80
36	A5	825	U	N3-C4-O4	-5.63	115.46	119.40
36	A5	2277	C	N1-C2-O2	5.63	122.28	118.90
36	A5	2631	U	N1-C2-O2	-5.63	118.86	122.80
36	A5	2717	U	C2-N3-C4	-5.63	123.62	127.00
36	A5	3200	G	N3-C2-N2	-5.63	115.96	119.90
36	A1	3142	A	C2-N3-C4	-5.63	107.78	110.60
36	A5	359	U	C5-C6-N1	-5.63	119.89	122.70
36	A5	2389	C	C5-C4-N4	-5.63	116.26	120.20
1	A2	498	G	N3-C4-C5	-5.63	125.79	128.60
36	A1	279	U	N1-C2-N3	5.63	118.28	114.90
36	A1	1444	G	N9-C4-C5	-5.63	103.15	105.40
36	A1	2369	G	C4-N9-C1'	5.63	133.82	126.50
36	A1	3269	U	N3-C4-O4	-5.63	115.46	119.40
80	A6	158	U	P-O3'-C3'	5.63	126.45	119.70
36	A5	842	G	N1-C6-O6	5.63	123.28	119.90
36	A5	916	G	N9-C4-C5	5.63	107.65	105.40
36	A5	3313	U	N3-C4-O4	-5.63	115.46	119.40
43	DE	31	ARG	NE-CZ-NH2	-5.63	117.49	120.30
36	A1	933	A	N7-C8-N9	5.63	116.61	113.80
36	A1	1126	G	C8-N9-C4	5.63	108.65	106.40
36	A1	1439	U	C2-N3-C4	-5.63	123.62	127.00
36	A1	1834	U	C2-N1-C1'	-5.63	110.95	117.70
36	A1	2145	A	C5-C6-N1	5.63	120.51	117.70
38	A4	85	G	N3-C4-C5	-5.63	125.79	128.60

Continued on next page...

Continued from previous page...

Mol	Chain	Res	Type	Atoms	Z	Observed(°)	Ideal(°)
80	A6	1173	C	C6-N1-C2	-5.63	118.05	120.30
36	A5	355	A	N1-C6-N6	5.63	121.98	118.60
36	A5	946	U	N1-C2-O2	5.63	126.74	122.80
36	A5	1146	C	C2-N3-C4	-5.63	117.09	119.90
36	A5	1163	A	C4-C5-N7	-5.63	107.89	110.70
36	A5	1381	A	N9-C4-C5	-5.63	103.55	105.80
1	A2	397	A	C5-C6-N6	5.62	128.20	123.70
1	A2	1052	U	N3-C2-O2	-5.62	118.26	122.20
36	A1	418	A	C2-N3-C4	-5.62	107.79	110.60
36	A1	1849	C	C5-C4-N4	-5.62	116.26	120.20
38	A4	31	G	N3-C2-N2	5.62	123.84	119.90
80	A6	84	A	C5-N7-C8	5.62	106.71	103.90
36	A5	636	C	C2-N3-C4	-5.62	117.09	119.90
36	A5	1365	G	N1-C2-N3	5.62	127.28	123.90
36	A1	1156	C	C5-C6-N1	-5.62	118.19	121.00
36	A1	1357	G	C6-C5-N7	-5.62	127.03	130.40
36	A1	1451	C	C5-C6-N1	-5.62	118.19	121.00
36	A5	2434	U	C2-N3-C4	-5.62	123.63	127.00
1	A2	951	A	C8-N9-C4	5.62	108.05	105.80
36	A1	313	A	N1-C2-N3	5.62	132.11	129.30
36	A1	2882	U	N3-C4-C5	5.62	117.97	114.60
80	A6	153	G	N3-C4-C5	5.62	131.41	128.60
80	A6	968	U	C4-C5-C6	-5.62	116.33	119.70
36	A5	966	U	N3-C4-C5	5.62	117.97	114.60
36	A5	2188	A	N1-C2-N3	5.62	132.11	129.30
36	A5	2606	G	C4-C5-C6	5.62	122.17	118.80
38	A8	15	G	C5-C6-O6	-5.62	125.23	128.60
1	A2	74	U	C3'-C2'-C1'	-5.62	97.00	101.50
1	A2	1052	U	N1-C2-O2	5.62	126.73	122.80
36	A1	1065	A	C5-N7-C8	5.62	106.71	103.90
36	A1	1294	A	C2-N3-C4	5.62	113.41	110.60
36	A1	2528	G	C8-N9-C4	5.62	108.65	106.40
80	A6	129	U	N1-C2-N3	5.62	118.27	114.90
80	A6	472	U	C2-N3-C4	-5.62	123.63	127.00
36	A5	1845	G	N7-C8-N9	-5.62	110.29	113.10
36	A5	1914	G	N1-C6-O6	-5.62	116.53	119.90
36	A5	2217	U	N3-C2-O2	-5.62	118.27	122.20
37	A7	25	G	N1-C2-N2	5.62	121.26	116.20
36	A1	1329	U	C6-N1-C2	-5.62	117.63	121.00
36	A5	2719	U	N1-C2-O2	-5.62	118.87	122.80
36	A5	2744	U	C5-C4-O4	5.62	129.27	125.90
1	A2	1745	G	N3-C4-C5	-5.62	125.79	128.60

Continued on next page...

Continued from previous page...

Mol	Chain	Res	Type	Atoms	Z	Observed(°)	Ideal(°)
80	A6	470	A	C8-N9-C4	-5.62	103.55	105.80
80	A6	711	U	C2-N1-C1'	5.62	124.44	117.70
36	A5	666	A	N7-C8-N9	-5.62	110.99	113.80
36	A5	1206	G	C5-C6-O6	5.62	131.97	128.60
36	A5	2616	C	N3-C4-C5	5.62	124.15	121.90
36	A5	2742	C	N3-C4-C5	5.62	124.15	121.90
1	A2	444	C	C2-N3-C4	5.61	122.71	119.90
1	A2	1119	G	N9-C4-C5	5.61	107.65	105.40
36	A1	794	U	N1-C2-N3	5.61	118.27	114.90
36	A5	180	C	C6-N1-C2	-5.61	118.05	120.30
36	A5	3197	G	N3-C2-N2	-5.61	115.97	119.90
68	De	105	ARG	NE-CZ-NH2	-5.61	117.49	120.30
1	A2	109	G	C5-C6-O6	-5.61	125.23	128.60
36	A1	23	A	C2-N3-C4	5.61	113.41	110.60
36	A1	1788	C	C5-C4-N4	-5.61	116.27	120.20
36	A1	2819	A	C5-N7-C8	5.61	106.71	103.90
36	A1	3294	A	N7-C8-N9	5.61	116.61	113.80
80	A6	825	U	N3-C2-O2	5.61	126.13	122.20
36	A5	1485	G	C4-C5-N7	-5.61	108.56	110.80
36	A5	2116	G	C4-C5-C6	5.61	122.17	118.80
36	A5	2180	G	N3-C2-N2	5.61	123.83	119.90
36	A5	2363	A	N7-C8-N9	5.61	116.61	113.80
1	A2	453	U	C5-C4-O4	5.61	129.27	125.90
36	A1	2639	G	C5-C6-N1	5.61	114.31	111.50
36	A1	3137	C	C6-N1-C2	-5.61	118.06	120.30
80	A6	51	A	N1-C2-N3	5.61	132.10	129.30
36	A5	145	G	N9-C4-C5	5.61	107.64	105.40
36	A5	217	U	C2-N3-C4	-5.61	123.63	127.00
36	A5	903	U	N1-C2-O2	5.61	126.73	122.80
36	A5	1744	G	C5-C6-N1	5.61	114.31	111.50
36	A5	2249	G	C8-N9-C4	-5.61	104.16	106.40
36	A5	2870	C	C5-C4-N4	5.61	124.13	120.20
50	DM	77	ARG	NE-CZ-NH1	-5.61	117.50	120.30
1	A2	1646	C	C6-N1-C2	-5.61	118.06	120.30
36	A1	3269	U	C6-N1-C2	-5.61	117.63	121.00
80	A6	96	G	N1-C2-N3	5.61	127.27	123.90
36	A5	909	G	N1-C6-O6	-5.61	116.53	119.90
36	A5	1510	G	N1-C2-N3	5.61	127.27	123.90
36	A5	3003	G	C5-N7-C8	-5.61	101.50	104.30
36	A5	3219	G	N3-C2-N2	5.61	123.83	119.90
37	A7	38	U	N3-C4-C5	5.61	117.97	114.60
38	A8	100	U	C2-N1-C1'	5.61	124.43	117.70

Continued on next page...

Continued from previous page...

Mol	Chain	Res	Type	Atoms	Z	Observed(°)	Ideal(°)
1	A2	1761	U	N3-C4-C5	-5.61	111.24	114.60
36	A1	1360	C	C5-C6-N1	-5.61	118.20	121.00
36	A1	2606	G	N3-C4-N9	5.61	129.36	126.00
80	A6	553	G	C4-N9-C1'	5.61	133.79	126.50
80	A6	1423	U	N1-C2-O2	-5.61	118.88	122.80
36	A5	280	U	N3-C4-C5	5.61	117.96	114.60
36	A5	282	G	C2'-C3'-O3'	5.61	122.67	113.70
36	A5	1307	G	N1-C6-O6	-5.61	116.53	119.90
36	A5	1451	C	C2-N3-C4	-5.61	117.10	119.90
36	A5	1773	C	C5-C6-N1	-5.61	118.20	121.00
36	A5	2630	C	N1-C2-O2	-5.61	115.54	118.90
37	A7	5	G	C5-C6-N1	-5.61	108.70	111.50
44	DF	229	PHE	CB-CG-CD1	5.61	124.73	120.80
1	A2	401	A	N1-C6-N6	5.61	121.96	118.60
1	A2	1642	G	N3-C4-C5	-5.61	125.80	128.60
36	A1	649	A	C2-N3-C4	-5.61	107.80	110.60
36	A1	1391	C	C4-C5-C6	5.61	120.20	117.40
36	A1	1448	U	C5-C4-O4	-5.61	122.54	125.90
36	A1	2227	C	C3'-C2'-C1'	-5.61	97.02	101.50
36	A1	2390	A	C5-C6-N6	-5.61	119.22	123.70
41	BC	327	LEU	CA-CB-CG	5.61	128.19	115.30
80	A6	359	A	C8-N9-C4	5.61	108.04	105.80
80	A6	1773	C	C2-N3-C4	5.61	122.70	119.90
36	A5	2683	U	C2-N1-C1'	5.61	124.43	117.70
1	A2	966	A	N9-C4-C5	-5.60	103.56	105.80
36	A1	62	A	N3-C4-N9	5.60	131.88	127.40
36	A1	317	A	C8-N9-C4	-5.60	103.56	105.80
36	A1	651	G	C2-N3-C4	5.60	114.70	111.90
80	A6	1534	G	N3-C4-C5	-5.60	125.80	128.60
36	A5	106	A	C8-N9-C4	5.60	108.04	105.80
1	A2	131	C	C5-C6-N1	5.60	123.80	121.00
1	A2	380	U	N1-C2-O2	5.60	126.72	122.80
36	A1	412	G	C8-N9-C4	-5.60	104.16	106.40
36	A1	634	C	C2-N1-C1'	-5.60	112.64	118.80
36	A5	934	G	N1-C2-N2	5.60	121.24	116.20
36	A5	1942	U	N3-C4-O4	5.60	123.32	119.40
36	A1	2430	A	N1-C2-N3	5.60	132.10	129.30
80	A6	1100	G	N3-C4-C5	-5.60	125.80	128.60
36	A5	1601	U	N1-C2-N3	-5.60	111.54	114.90
36	A5	1942	U	N1-C2-N3	5.60	118.26	114.90
36	A5	3173	G	C5-C6-N1	5.60	114.30	111.50
1	A2	1153	G	N1-C6-O6	-5.60	116.54	119.90

Continued on next page...

Continued from previous page...

Mol	Chain	Res	Type	Atoms	Z	Observed(°)	Ideal(°)
36	A1	147	U	N3-C2-O2	-5.60	118.28	122.20
36	A1	1548	C	C6-N1-C2	-5.60	118.06	120.30
36	A1	2860	U	C5-C6-N1	5.60	125.50	122.70
36	A1	2933	A	C5-N7-C8	-5.60	101.10	103.90
36	A1	3029	A	C8-N9-C4	-5.60	103.56	105.80
80	A6	272	U	P-O3'-C3'	5.60	126.42	119.70
80	A6	624	G	N7-C8-N9	-5.60	110.30	113.10
80	A6	1343	U	N3-C4-O4	5.60	123.32	119.40
36	A5	347	G	C8-N9-C4	5.60	108.64	106.40
36	A5	635	G	N1-C2-N2	5.60	121.24	116.20
36	A5	658	G	N1-C6-O6	5.60	123.26	119.90
38	A8	37	A	N1-C6-N6	-5.60	115.24	118.60
1	A2	1749	A	N3-C4-C5	5.60	130.72	126.80
36	A1	52	A	C5-C6-N1	-5.60	114.90	117.70
36	A1	631	U	C5-C6-N1	-5.60	119.90	122.70
25	CX	132	LEU	CB-CG-CD1	-5.60	101.48	111.00
36	A5	796	U	N1-C2-O2	5.60	126.72	122.80
36	A5	950	G	N9-C4-C5	-5.60	103.16	105.40
36	A5	1343	A	C8-N9-C4	-5.60	103.56	105.80
36	A5	2828	G	N1-C6-O6	-5.60	116.54	119.90
36	A5	2889	C	N3-C4-N4	-5.60	114.08	118.00
36	A1	1796	G	N1-C6-O6	-5.60	116.54	119.90
80	A6	390	G	N3-C4-C5	-5.60	125.80	128.60
11	CJ	99	LEU	CA-CB-CG	5.60	128.17	115.30
36	A1	148	G	C6-C5-N7	-5.59	127.04	130.40
36	A1	890	C	N3-C4-N4	-5.59	114.08	118.00
36	A1	2646	C	C2-N3-C4	-5.59	117.10	119.90
80	A6	512	A	N9-C4-C5	-5.59	103.56	105.80
36	A5	369	A	N1-C6-N6	-5.59	115.24	118.60
36	A5	911	C	C4-C5-C6	5.59	120.20	117.40
36	A5	1844	C	N1-C2-N3	5.59	123.12	119.20
1	A2	1445	G	N1-C6-O6	5.59	123.26	119.90
1	A2	1796	C	C6-N1-C2	-5.59	118.06	120.30
36	A1	97	U	C2-N1-C1'	-5.59	110.99	117.70
36	A1	2623	G	C8-N9-C4	5.59	108.64	106.40
1	A2	453	U	C6-N1-C1'	-5.59	113.37	121.20
1	A2	852	C	C4-C5-C6	-5.59	114.60	117.40
1	A2	1145	U	N1-C2-O2	-5.59	118.89	122.80
36	A1	416	A	C4-C5-N7	-5.59	107.91	110.70
36	A1	2633	U	N3-C4-O4	-5.59	115.49	119.40
36	A1	3056	U	N1-C2-N3	5.59	118.25	114.90
40	BB	305	ILE	CB-CA-C	-5.59	100.42	111.60

Continued on next page...

Continued from previous page...

Mol	Chain	Res	Type	Atoms	Z	Observed(°)	Ideal(°)
80	A6	432	G	N9-C4-C5	5.59	107.64	105.40
36	A5	1171	G	C8-N9-C4	-5.59	104.16	106.40
36	A5	3140	G	C6-C5-N7	-5.59	127.05	130.40
68	De	4	LEU	C-N-CA	-5.59	98.52	122.00
1	A2	334	G	N3-C4-C5	5.59	131.40	128.60
36	A1	34	A	N1-C6-N6	5.59	121.95	118.60
36	A1	658	G	C4-C5-C6	5.59	122.15	118.80
36	A1	1224	C	C6-N1-C2	-5.59	118.06	120.30
36	A1	2547	A	C4-N9-C1'	5.59	136.36	126.30
37	A3	21	G	C8-N9-C4	5.59	108.64	106.40
80	A6	359	A	C6-C5-N7	5.59	136.21	132.30
36	A5	1315	U	C6-N1-C1'	-5.59	113.38	121.20
36	A5	3252	G	C8-N9-C4	5.59	108.64	106.40
37	A7	46	A	N9-C4-C5	5.59	108.04	105.80
1	A2	1633	A	C4-C5-N7	-5.59	107.91	110.70
36	A1	903	U	N1-C2-N3	5.59	118.25	114.90
36	A5	637	C	C5-C6-N1	-5.59	118.21	121.00
36	A5	743	C	C6-N1-C2	-5.59	118.06	120.30
36	A5	1872	C	N3-C2-O2	-5.59	117.99	121.90
37	A7	79	A	N7-C8-N9	5.59	116.59	113.80
1	A2	1279	C	C6-N1-C2	-5.59	118.06	120.30
36	A1	126	U	N1-C2-N3	5.59	118.25	114.90
36	A1	726	G	N7-C8-N9	5.59	115.89	113.10
36	A1	974	G	C4-N9-C1'	5.59	133.76	126.50
36	A1	3052	G	N9-C4-C5	5.59	107.64	105.40
36	A1	3188	G	C8-N9-C1'	-5.59	119.74	127.00
80	A6	102	U	N3-C4-O4	5.59	123.31	119.40
80	A6	1260	U	N3-C2-O2	-5.59	118.29	122.20
36	A5	363	G	C4-C5-N7	-5.59	108.56	110.80
36	A5	546	C	C6-N1-C2	-5.59	118.07	120.30
36	A5	1207	G	N1-C6-O6	-5.59	116.55	119.90
36	A5	1926	C	N1-C2-O2	-5.59	115.55	118.90
36	A1	47	C	N3-C4-C5	-5.58	119.67	121.90
36	A1	154	U	N3-C4-O4	-5.58	115.49	119.40
36	A1	2305	G	N3-C4-N9	5.58	129.35	126.00
36	A5	1754	G	N1-C2-N2	-5.58	111.17	116.20
36	A5	2999	U	C5-C6-N1	-5.58	119.91	122.70
63	DZ	135	ARG	NE-CZ-NH2	5.58	123.09	120.30
1	A2	1456	C	N1-C2-N3	5.58	123.11	119.20
36	A1	332	C	C2-N3-C4	-5.58	117.11	119.90
36	A1	420	G	N3-C2-N2	5.58	123.81	119.90
36	A1	776	U	N3-C4-C5	-5.58	111.25	114.60

Continued on next page...

Continued from previous page...

Mol	Chain	Res	Type	Atoms	Z	Observed(°)	Ideal(°)
36	A1	1409	G	C4-C5-N7	-5.58	108.57	110.80
36	A1	2161	G	N9-C4-C5	5.58	107.63	105.40
36	A1	2950	G	C5-C6-N1	5.58	114.29	111.50
62	BY	126	LEU	CA-CB-CG	5.58	128.14	115.30
80	A6	254	A	C8-N9-C4	5.58	108.03	105.80
36	A5	340	C	N1-C2-N3	5.58	123.11	119.20
36	A5	960	U	C4-C5-C6	5.58	123.05	119.70
45	DG	69	LEU	CA-CB-CG	5.58	128.14	115.30
1	A2	74	U	C1'-O4'-C4'	-5.58	105.44	109.90
36	A1	592	A	C8-N9-C4	5.58	108.03	105.80
36	A1	960	U	C5-C4-O4	-5.58	122.55	125.90
36	A1	2173	U	N1-C2-O2	-5.58	118.89	122.80
37	A3	68	C	C6-N1-C2	5.58	122.53	120.30
80	A6	99	C	C5-C4-N4	-5.58	116.29	120.20
10	CI	58	LEU	CB-CG-CD1	-5.58	101.51	111.00
36	A5	911	C	C5-C6-N1	-5.58	118.21	121.00
36	A5	1144	U	C2-N3-C4	-5.58	123.65	127.00
36	A5	2343	C	C5-C4-N4	-5.58	116.29	120.20
1	A2	42	G	C8-N9-C4	5.58	108.63	106.40
1	A2	1536	G	C8-N9-C1'	-5.58	119.75	127.00
36	A1	345	G	C6-N1-C2	-5.58	121.75	125.10
36	A1	2343	C	C5-C6-N1	-5.58	118.21	121.00
36	A1	2552	C	N1-C2-O2	5.58	122.25	118.90
40	BB	316	GLU	N-CA-C	5.58	126.07	111.00
80	A6	687	G	N3-C4-C5	5.58	131.39	128.60
36	A5	234	G	N1-C6-O6	5.58	123.25	119.90
36	A5	405	U	C5-C4-O4	-5.58	122.55	125.90
36	A5	1403	C	C2-N3-C4	-5.58	117.11	119.90
36	A1	20	A	N1-C6-N6	-5.58	115.25	118.60
36	A1	206	G	C2-N3-C4	5.58	114.69	111.90
36	A1	1548	C	N3-C4-N4	5.58	121.91	118.00
36	A1	2200	U	C5-C6-N1	5.58	125.49	122.70
36	A1	2740	A	C8-N9-C4	-5.58	103.57	105.80
36	A1	3173	G	N7-C8-N9	5.58	115.89	113.10
36	A5	2239	G	N3-C2-N2	5.58	123.80	119.90
36	A5	3287	U	N3-C2-O2	-5.58	118.30	122.20
36	A1	350	C	N1-C2-N3	5.58	123.10	119.20
36	A1	835	G	N7-C8-N9	-5.58	110.31	113.10
36	A1	1110	U	C4-C5-C6	-5.58	116.35	119.70
36	A1	2138	A	N7-C8-N9	5.58	116.59	113.80
36	A5	1797	A	C4-C5-N7	-5.58	107.91	110.70
36	A5	2307	G	N3-C2-N2	5.58	123.80	119.90

Continued on next page...

Continued from previous page...

Mol	Chain	Res	Type	Atoms	Z	Observed(°)	Ideal(°)
36	A5	2729	U	C4-C5-C6	-5.58	116.35	119.70
37	A7	1	G	C6-C5-N7	-5.58	127.05	130.40
38	A8	147	U	N3-C4-C5	5.58	117.95	114.60
78	Do	41	ARG	NE-CZ-NH2	-5.58	117.51	120.30
1	A2	1650	U	C5-C6-N1	-5.58	119.91	122.70
36	A1	1439	U	N1-C2-N3	5.58	118.25	114.90
36	A1	2642	A	N3-C4-C5	5.58	130.70	126.80
36	A1	3328	G	N7-C8-N9	5.58	115.89	113.10
80	A6	352	A	N3-C4-C5	5.58	130.70	126.80
80	A6	1665	U	C4-C5-C6	-5.58	116.36	119.70
36	A5	21	G	N3-C4-C5	5.58	131.39	128.60
36	A5	1183	C	N3-C4-C5	5.58	124.13	121.90
36	A5	2974	U	C5-C4-O4	5.58	129.25	125.90
1	A2	1280	C	C4-C5-C6	5.57	120.19	117.40
18	AQ	69	VAL	CB-CA-C	-5.57	100.81	111.40
36	A1	2435	G	N3-C4-C5	-5.57	125.81	128.60
80	A6	13	C	C4-C5-C6	5.57	120.19	117.40
80	A6	1763	A	C8-N9-C4	5.57	108.03	105.80
36	A5	1586	G	C6-N1-C2	-5.57	121.76	125.10
36	A5	2642	A	C8-N9-C4	5.57	108.03	105.80
36	A5	2830	G	N1-C6-O6	-5.57	116.56	119.90
38	A8	13	A	C5-N7-C8	-5.57	101.11	103.90
36	A1	425	G	N1-C2-N3	5.57	127.24	123.90
36	A5	2914	G	N1-C6-O6	-5.57	116.56	119.90
36	A1	44	U	C2-N1-C1'	-5.57	111.02	117.70
36	A1	2678	A	C5-C6-N6	5.57	128.16	123.70
70	Bg	71	THR	CB-CA-C	-5.57	96.56	111.60
80	A6	356	G	N7-C8-N9	-5.57	110.31	113.10
36	A5	436	A	C4-C5-N7	5.57	113.48	110.70
36	A5	935	U	C2-N3-C4	-5.57	123.66	127.00
36	A5	1365	G	C4-N9-C1'	5.57	133.74	126.50
36	A5	3152	U	C5-C6-N1	-5.57	119.91	122.70
36	A1	1480	G	C6-C5-N7	-5.57	127.06	130.40
36	A1	2692	A	C6-C5-N7	-5.57	128.40	132.30
36	A5	2139	A	C5-C6-N6	5.57	128.16	123.70
1	A2	542	A	C8-N9-C4	-5.57	103.57	105.80
36	A1	142	C	C5-C6-N1	5.57	123.78	121.00
36	A1	226	C	C2-N3-C4	-5.57	117.12	119.90
36	A1	2513	U	C3'-C2'-C1'	5.57	105.95	101.50
38	A4	85	G	C5-C6-O6	-5.57	125.26	128.60
80	A6	1153	G	N3-C4-C5	5.57	131.38	128.60
80	A6	1745	G	C8-N9-C4	5.57	108.63	106.40

Continued on next page...

Continued from previous page...

Mol	Chain	Res	Type	Atoms	Z	Observed(°)	Ideal(°)
36	A5	2287	C	C6-N1-C2	-5.57	118.07	120.30
36	A5	2605	G	C2-N3-C4	5.57	114.68	111.90
36	A5	367	A	N3-C4-C5	5.57	130.69	126.80
36	A5	2975	U	N3-C4-O4	-5.57	115.50	119.40
38	A8	12	A	C4-C5-C6	-5.57	114.22	117.00
36	A1	1899	G	C8-N9-C4	-5.56	104.17	106.40
36	A1	2134	G	C5-C6-N1	5.56	114.28	111.50
36	A1	2137	U	N3-C4-O4	5.56	123.30	119.40
36	A5	1670	C	C6-N1-C2	5.56	122.53	120.30
36	A5	1909	A	N1-C6-N6	-5.56	115.26	118.60
1	A2	1277	G	N3-C4-N9	-5.56	122.66	126.00
36	A1	431	U	N3-C2-O2	-5.56	118.31	122.20
36	A1	1930	A	C2-N3-C4	-5.56	107.82	110.60
36	A1	3013	U	C5-C6-N1	5.56	125.48	122.70
80	A6	580	A	N9-C4-C5	5.56	108.03	105.80
36	A5	957	C	C5-C6-N1	-5.56	118.22	121.00
36	A5	1170	A	C8-N9-C4	5.56	108.03	105.80
36	A5	2975	U	C4-C5-C6	-5.56	116.36	119.70
36	A5	3010	U	C5-C4-O4	5.56	129.24	125.90
80	A6	1361	U	C2-N1-C1'	5.56	124.37	117.70
36	A5	33	G	C5-C6-N1	5.56	114.28	111.50
36	A5	728	G	N7-C8-N9	-5.56	110.32	113.10
38	A8	112	U	C6-N1-C1'	5.56	128.99	121.20
1	A2	1486	G	C6-C5-N7	-5.56	127.06	130.40
36	A1	212	G	C8-N9-C4	5.56	108.62	106.40
36	A1	290	G	N1-C2-N3	-5.56	120.56	123.90
36	A1	1802	C	N3-C2-O2	5.56	125.79	121.90
36	A1	2130	G	N3-C2-N2	5.56	123.79	119.90
36	A1	2821	C	N3-C4-C5	-5.56	119.68	121.90
36	A5	648	C	C2-N1-C1'	5.56	124.92	118.80
36	A5	2327	U	C2-N1-C1'	-5.56	111.03	117.70
36	A5	3059	G	C8-N9-C4	5.56	108.62	106.40
37	A7	69	C	N3-C4-C5	5.56	124.12	121.90
36	A1	105	C	C5-C6-N1	-5.56	118.22	121.00
36	A1	787	G	C4-C5-N7	-5.56	108.58	110.80
36	A1	2131	A	C2-N3-C4	-5.56	107.82	110.60
36	A1	3171	U	C6-N1-C2	5.56	124.33	121.00
36	A1	3362	A	C8-N9-C1'	-5.56	117.70	127.70
36	A5	42	C	N1-C2-O2	5.56	122.23	118.90
36	A5	335	G	N1-C6-O6	-5.56	116.57	119.90
36	A5	1658	G	N1-C6-O6	-5.56	116.56	119.90
36	A5	1670	C	C5-C4-N4	-5.56	116.31	120.20

Continued on next page...

Continued from previous page...

Mol	Chain	Res	Type	Atoms	Z	Observed(°)	Ideal(°)
36	A5	1773	C	C4-C5-C6	5.56	120.18	117.40
36	A5	1901	A	C6-C5-N7	-5.56	128.41	132.30
36	A1	1841	A	C8-N9-C4	-5.56	103.58	105.80
36	A5	1444	G	C8-N9-C4	5.56	108.62	106.40
36	A5	1905	G	N1-C6-O6	-5.56	116.57	119.90
1	A2	435	C	C2-N3-C4	5.55	122.68	119.90
80	A6	110	U	N1-C2-O2	5.55	126.69	122.80
80	A6	1235	C	C6-N1-C2	-5.55	118.08	120.30
36	A5	715	A	C5-C6-N1	5.55	120.48	117.70
36	A1	2371	G	N1-C6-O6	5.55	123.23	119.90
36	A5	1360	C	C2-N3-C4	-5.55	117.12	119.90
36	A5	2158	A	C6-N1-C2	-5.55	115.27	118.60
36	A5	2293	C	C5-C4-N4	-5.55	116.31	120.20
1	A2	696	C	C6-N1-C2	-5.55	118.08	120.30
1	A2	1127	G	N9-C4-C5	5.55	107.62	105.40
1	A2	1636	C	N3-C4-N4	5.55	121.89	118.00
36	A1	65	A	P-O3'-C3'	5.55	126.36	119.70
36	A1	695	C	C5-C4-N4	5.55	124.09	120.20
36	A1	1131	G	N1-C2-N2	-5.55	111.20	116.20
36	A1	1158	A	C5-C6-N6	-5.55	119.26	123.70
80	A6	54	C	N3-C4-C5	5.55	124.12	121.90
80	A6	987	G	N1-C2-N2	5.55	121.20	116.20
36	A5	367	A	C5-C6-N6	5.55	128.14	123.70
36	A5	3055	U	C2-N1-C1'	5.55	124.36	117.70
36	A1	880	G	C4-N9-C1'	-5.55	119.29	126.50
36	A1	1365	G	N3-C4-C5	-5.55	125.83	128.60
36	A1	1480	G	C8-N9-C1'	-5.55	119.78	127.00
36	A1	2645	G	C6-N1-C2	-5.55	121.77	125.10
36	A1	2806	U	N1-C2-N3	5.55	118.23	114.90
36	A1	2814	G	N9-C4-C5	-5.55	103.18	105.40
36	A1	3362	A	N9-C4-C5	-5.55	103.58	105.80
80	A6	750	U	C6-N1-C2	5.55	124.33	121.00
36	A5	431	U	C2-N3-C4	-5.55	123.67	127.00
36	A5	914	A	N1-C2-N3	5.55	132.07	129.30
36	A5	2658	G	N3-C2-N2	-5.55	116.02	119.90
36	A5	2717	U	N3-C2-O2	-5.55	118.31	122.20
36	A5	3179	U	N3-C4-C5	5.55	117.93	114.60
36	A1	2940	A	C5-N7-C8	5.55	106.67	103.90
80	A6	2	A	C8-N9-C4	5.55	108.02	105.80
36	A5	3336	A	C4-C5-C6	5.55	119.77	117.00
1	A2	1560	U	N1-C2-O2	5.55	126.68	122.80
36	A1	579	G	N1-C6-O6	-5.55	116.57	119.90

Continued on next page...

Continued from previous page...

Mol	Chain	Res	Type	Atoms	Z	Observed(°)	Ideal(°)
36	A5	98	G	C8-N9-C4	5.55	108.62	106.40
36	A5	1086	C	C5-C6-N1	5.55	123.77	121.00
36	A5	1847	A	C2-N3-C4	-5.55	107.83	110.60
36	A5	3395	G	N1-C6-O6	5.55	123.23	119.90
36	A1	2273	G	C4-N9-C1'	-5.54	119.29	126.50
36	A5	1305	U	C6-N1-C2	5.54	124.33	121.00
36	A5	3103	A	C5-C6-N1	5.54	120.47	117.70
1	A2	258	C	N3-C4-C5	5.54	124.12	121.90
1	A2	342	C	C6-N1-C2	5.54	122.52	120.30
36	A1	51	A	N1-C6-N6	5.54	121.93	118.60
36	A1	1869	C	N1-C2-O2	5.54	122.23	118.90
80	A6	385	A	C5-C6-N6	5.54	128.13	123.70
37	A7	1	G	N3-C4-N9	5.54	129.33	126.00
64	Da	17	ALA	C-N-CA	-5.54	110.66	122.30
1	A2	115	G	N1-C6-O6	5.54	123.22	119.90
1	A2	144	U	C5-C4-O4	5.54	129.22	125.90
1	A2	613	G	N1-C6-O6	-5.54	116.58	119.90
36	A1	639	G	C2-N3-C4	-5.54	109.13	111.90
36	A1	949	C	C2-N3-C4	-5.54	117.13	119.90
36	A1	2773	C	C5-C4-N4	-5.54	116.32	120.20
80	A6	647	G	C8-N9-C4	-5.54	104.18	106.40
36	A5	347	G	N7-C8-N9	-5.54	110.33	113.10
36	A5	395	A	N7-C8-N9	5.54	116.57	113.80
36	A5	1125	U	N3-C4-O4	-5.54	115.52	119.40
36	A5	1189	C	N3-C2-O2	5.54	125.78	121.90
36	A5	1215	U	N3-C2-O2	5.54	126.08	122.20
36	A5	1441	G	C5-C6-N1	5.54	114.27	111.50
36	A5	2706	G	N3-C4-C5	-5.54	125.83	128.60
36	A5	3326	G	C5-C6-O6	5.54	131.93	128.60
36	A1	2340	U	C4-C5-C6	-5.54	116.38	119.70
36	A1	3375	A	C4-C5-C6	5.54	119.77	117.00
36	A5	1843	C	C5-C6-N1	5.54	123.77	121.00
36	A5	3052	G	C4-N9-C1'	-5.54	119.30	126.50
52	DO	23[B]	ILE	CA-C-N	-5.54	105.01	117.20
1	A2	323	A	N9-C4-C5	5.54	108.02	105.80
36	A1	970	A	N9-C4-C5	5.54	108.02	105.80
36	A5	390	G	N9-C4-C5	-5.54	103.19	105.40
36	A5	1797	A	C8-N9-C4	5.54	108.02	105.80
36	A5	1906	G	C2-N3-C4	-5.54	109.13	111.90
36	A1	362	U	N3-C4-O4	-5.54	115.52	119.40
36	A5	1380	G	C8-N9-C4	5.54	108.61	106.40
36	A5	1724	U	N3-C2-O2	-5.54	118.32	122.20

Continued on next page...

Continued from previous page...

Mol	Chain	Res	Type	Atoms	Z	Observed(°)	Ideal(°)
36	A1	1741	A	N7-C8-N9	5.54	116.57	113.80
36	A1	1910	A	N9-C4-C5	-5.54	103.58	105.80
36	A1	3193	C	N1-C2-O2	-5.54	115.58	118.90
43	BE	64	LEU	CA-CB-CG	5.54	128.03	115.30
80	A6	306	U	C5-C4-O4	-5.54	122.58	125.90
36	A5	46	U	C2-N3-C4	5.54	130.32	127.00
36	A5	1165	A	N7-C8-N9	-5.54	111.03	113.80
36	A5	1305	U	C6-N1-C1'	-5.54	113.45	121.20
36	A5	2289	U	C5-C4-O4	5.54	129.22	125.90
36	A5	2309	A	C8-N9-C4	5.54	108.01	105.80
36	A5	2335	G	C6-N1-C2	-5.54	121.78	125.10
36	A1	847	A	C4-C5-N7	5.53	113.47	110.70
36	A1	1048	A	C2-N3-C4	5.53	113.37	110.60
36	A5	1887	A	N9-C4-C5	-5.53	103.59	105.80
36	A5	2870	C	C2-N1-C1'	-5.53	112.71	118.80
36	A1	2350	C	C5-C6-N1	-5.53	118.23	121.00
1	A2	36	C	C5-C4-N4	-5.53	116.33	120.20
1	A2	1129	U	C2-N3-C4	-5.53	123.68	127.00
1	A2	1503	A	N7-C8-N9	5.53	116.56	113.80
36	A1	45	A	N7-C8-N9	-5.53	111.03	113.80
36	A1	56	G	C4-C5-N7	5.53	113.01	110.80
36	A1	810	A	N9-C4-C5	5.53	108.01	105.80
36	A1	926	A	C4-C5-C6	-5.53	114.23	117.00
36	A1	3203	U	N3-C2-O2	-5.53	118.33	122.20
36	A5	266	A	N1-C2-N3	5.53	132.06	129.30
36	A5	285	A	C8-N9-C4	-5.53	103.59	105.80
36	A5	517	G	C4-C5-C6	5.53	122.12	118.80
36	A5	953	G	N3-C4-C5	5.53	131.37	128.60
36	A5	954	U	C6-N1-C2	-5.53	117.68	121.00
36	A5	2966	G	C5-C6-N1	5.53	114.27	111.50
36	A5	2996	U	C6-N1-C1'	-5.53	113.46	121.20
80	A6	1400	A	C2-N3-C4	5.53	113.36	110.60
36	A5	969	C	C5-C6-N1	-5.53	118.24	121.00
36	A1	190	U	N3-C4-O4	-5.53	115.53	119.40
36	A1	642	U	N3-C4-C5	-5.53	111.28	114.60
36	A1	1415	U	N3-C4-O4	-5.53	115.53	119.40
80	A6	1678	A	C8-N9-C4	-5.53	103.59	105.80
36	A5	39	A	N7-C8-N9	-5.53	111.04	113.80
36	A5	814	U	N1-C2-N3	-5.53	111.58	114.90
36	A5	3394	U	N3-C4-O4	-5.53	115.53	119.40
38	A8	87	G	C5-C6-O6	-5.53	125.28	128.60
36	A1	1421	G	C8-N9-C4	5.53	108.61	106.40

Continued on next page...

Continued from previous page...

Mol	Chain	Res	Type	Atoms	Z	Observed(°)	Ideal(°)
36	A5	359	U	N3-C4-C5	5.53	117.92	114.60
36	A5	844	G	N7-C8-N9	-5.53	110.34	113.10
36	A5	1178	G	N7-C8-N9	5.53	115.86	113.10
36	A5	1295	G	C5-C6-O6	5.53	131.92	128.60
36	A5	2182	A	C4-C5-C6	-5.53	114.24	117.00
36	A5	3064	U	N1-C2-N3	5.53	118.22	114.90
1	A2	1614	A	C6-C5-N7	-5.52	128.43	132.30
36	A1	795	G	N7-C8-N9	-5.52	110.34	113.10
36	A1	1211	U	N3-C4-C5	5.52	117.91	114.60
80	A6	1170	G	C8-N9-C1'	-5.52	119.82	127.00
1	A2	145	A	N9-C4-C5	5.52	108.01	105.80
1	A2	386	G	C4-C5-N7	-5.52	108.59	110.80
36	A1	620	U	N1-C2-N3	5.52	118.21	114.90
36	A1	1335	C	C5-C6-N1	-5.52	118.24	121.00
72	Bi	27	SER	N-CA-C	-5.52	96.09	111.00
80	A6	96	G	C5-C6-O6	5.52	131.91	128.60
80	A6	418	G	C4-C5-C6	5.52	122.11	118.80
80	A6	1292	G	N1-C6-O6	5.52	123.21	119.90
80	A6	1340	U	C5-C4-O4	5.52	129.21	125.90
36	A5	1938	U	C5-C6-N1	-5.52	119.94	122.70
36	A5	2172	A	N1-C6-N6	5.52	121.91	118.60
36	A5	2346	C	N3-C4-C5	5.52	124.11	121.90
36	A5	2549	G	N7-C8-N9	5.52	115.86	113.10
36	A5	2699	G	N3-C4-N9	5.52	129.31	126.00
38	A8	104	A	N1-C2-N3	-5.52	126.54	129.30
36	A1	34	A	C5-N7-C8	-5.52	101.14	103.90
36	A1	1543	G	C5-C6-O6	-5.52	125.29	128.60
36	A1	2376	G	C4-N9-C1'	5.52	133.68	126.50
1	A2	639	U	N3-C4-C5	5.52	117.91	114.60
36	A1	346	C	C5-C6-N1	-5.52	118.24	121.00
36	A1	386	A	C8-N9-C1'	-5.52	117.77	127.70
36	A1	658	G	N1-C6-O6	5.52	123.21	119.90
36	A1	1917	C	C6-N1-C2	5.52	122.51	120.30
80	A6	767	U	N3-C2-O2	-5.52	118.34	122.20
36	A5	419	G	C4-C5-N7	5.52	113.01	110.80
36	A5	1441	G	C5-N7-C8	5.52	107.06	104.30
36	A5	1869	C	C6-N1-C2	5.52	122.51	120.30
36	A5	2607	G	C8-N9-C4	-5.52	104.19	106.40
64	Da	4	ARG	NE-CZ-NH1	-5.52	117.54	120.30
36	A1	408	A	C5-C6-N6	5.52	128.11	123.70
36	A1	1507	G	N3-C4-C5	-5.52	125.84	128.60
36	A1	3138	U	C5-C6-N1	-5.52	119.94	122.70

Continued on next page...

Continued from previous page...

Mol	Chain	Res	Type	Atoms	Z	Observed(°)	Ideal(°)
80	A6	633	U	N1-C2-N3	-5.52	111.59	114.90
80	A6	1401	A	N1-C6-N6	-5.52	115.29	118.60
80	A6	1773	C	N3-C2-O2	5.52	125.76	121.90
36	A5	590	G	C8-N9-C4	-5.52	104.19	106.40
36	A5	2843	U	N3-C2-O2	-5.52	118.34	122.20
36	A5	3042	U	N1-C2-N3	5.52	118.21	114.90
80	A6	756	A	C5-N7-C8	-5.52	101.14	103.90
36	A5	1007	U	C6-N1-C2	5.52	124.31	121.00
36	A5	1869	C	N3-C4-C5	5.52	124.11	121.90
1	A2	599	A	C5-N7-C8	5.51	106.66	103.90
59	BV	80	ARG	NE-CZ-NH1	5.51	123.06	120.30
80	A6	409	C	C5-C4-N4	-5.51	116.34	120.20
36	A5	1183	C	C5-C6-N1	-5.51	118.24	121.00
80	A6	387	A	C4-C5-N7	-5.51	107.94	110.70
36	A5	1176	C	C4-C5-C6	5.51	120.16	117.40
36	A5	2654	C	C2-N3-C4	-5.51	117.14	119.90
36	A1	220	G	N3-C4-N9	5.51	129.31	126.00
36	A1	1537	A	C2-N3-C4	-5.51	107.84	110.60
36	A1	2184	U	C5-C4-O4	-5.51	122.59	125.90
36	A1	3114	A	C8-N9-C4	5.51	108.00	105.80
36	A1	3355	U	C2-N1-C1'	5.51	124.31	117.70
80	A6	146	U	N3-C2-O2	-5.51	118.34	122.20
80	A6	1269	U	C5-C4-O4	5.51	129.21	125.90
36	A5	631	U	N1-C2-O2	5.51	126.66	122.80
36	A5	1878	G	C4-N9-C1'	5.51	133.66	126.50
36	A5	2396	G	N1-C6-O6	-5.51	116.59	119.90
36	A1	437	G	C4-N9-C1'	-5.51	119.34	126.50
36	A1	910	G	C8-N9-C4	-5.51	104.20	106.40
36	A1	2618	G	C2-N3-C4	5.51	114.66	111.90
36	A1	2794	G	N9-C4-C5	5.51	107.60	105.40
38	A4	14	C	N3-C4-C5	5.51	124.10	121.90
36	A5	745	C	N1-C2-O2	-5.51	115.59	118.90
36	A5	1178	G	C6-N1-C2	-5.51	121.79	125.10
36	A5	1338	C	C4-C5-C6	5.51	120.16	117.40
48	BJ	112	LEU	CA-CB-CG	5.51	127.97	115.30
36	A5	1841	A	C8-N9-C4	-5.51	103.60	105.80
36	A5	2177	G	C8-N9-C4	-5.51	104.20	106.40
36	A5	2777	G	C8-N9-C4	-5.51	104.20	106.40
36	A5	3318	G	C4-C5-N7	-5.51	108.60	110.80
37	A7	8	G	N3-C2-N2	5.51	123.76	119.90
36	A1	347	G	N1-C6-O6	5.51	123.20	119.90
36	A1	1497	C	C6-N1-C2	-5.51	118.10	120.30

Continued on next page...

Continued from previous page...

Mol	Chain	Res	Type	Atoms	Z	Observed(°)	Ideal(°)
36	A1	2891	U	N3-C4-C5	5.51	117.90	114.60
36	A1	3201	C	N3-C2-O2	-5.51	118.05	121.90
80	A6	418	G	N1-C6-O6	5.51	123.20	119.90
80	A6	1177	C	C2-N1-C1'	-5.51	112.74	118.80
36	A5	666	A	N1-C2-N3	5.51	132.05	129.30
36	A5	1140	G	C5-C6-N1	5.51	114.25	111.50
36	A5	2134	G	N3-C4-N9	5.51	129.30	126.00
36	A5	2665	U	C4-C5-C6	-5.51	116.40	119.70
36	A5	3043	C	N3-C4-N4	-5.51	114.15	118.00
1	A2	838	G	N7-C8-N9	-5.50	110.35	113.10
36	A1	2819	A	N3-C4-C5	-5.50	122.95	126.80
54	BQ	66	ARG	NE-CZ-NH1	-5.50	117.55	120.30
80	A6	681	U	N3-C2-O2	-5.50	118.35	122.20
36	A5	96	G	C4-C5-N7	-5.50	108.60	110.80
36	A5	1115	G	C6-N1-C2	-5.50	121.80	125.10
36	A5	2181	C	C6-N1-C2	-5.50	118.10	120.30
1	A2	1024	U	N1-C2-O2	5.50	126.65	122.80
1	A2	1207	C	C6-N1-C2	5.50	122.50	120.30
36	A1	1144	U	N3-C2-O2	-5.50	118.35	122.20
36	A1	1475	A	C5-C6-N1	5.50	120.45	117.70
36	A1	2252	A	N7-C8-N9	5.50	116.55	113.80
36	A1	2257	C	C5-C4-N4	5.50	124.05	120.20
36	A1	2358	A	N7-C8-N9	-5.50	111.05	113.80
36	A1	2795	U	C5-C6-N1	-5.50	119.95	122.70
80	A6	1650	U	C5-C6-N1	-5.50	119.95	122.70
36	A5	3350	C	C6-N1-C2	-5.50	118.10	120.30
36	A1	437	G	N3-C4-C5	5.50	131.35	128.60
36	A1	1411	C	N3-C4-C5	5.50	124.10	121.90
36	A1	2286	U	C5-C6-N1	-5.50	119.95	122.70
39	BA	247	ARG	NE-CZ-NH1	5.50	123.05	120.30
80	A6	425	A	N1-C6-N6	-5.50	115.30	118.60
80	A6	1078	C	N3-C4-N4	-5.50	114.15	118.00
36	A5	1792	C	C4-C5-C6	5.50	120.15	117.40
36	A5	2344	U	C2-N3-C4	-5.50	123.70	127.00
36	A5	2369	G	C8-N9-C4	5.50	108.60	106.40
37	A7	101	G	N9-C4-C5	-5.50	103.20	105.40
36	A1	49	A	C6-N1-C2	5.50	121.90	118.60
36	A1	637	C	N3-C4-N4	-5.50	114.15	118.00
36	A1	2323	G	N3-C2-N2	5.50	123.75	119.90
36	A5	54	C	N3-C4-N4	-5.50	114.15	118.00
1	A2	393	C	C2-N3-C4	-5.50	117.15	119.90
36	A1	898	U	C5-C6-N1	-5.50	119.95	122.70

Continued on next page...

Continued from previous page...

Mol	Chain	Res	Type	Atoms	Z	Observed(°)	Ideal(°)
36	A5	1049	C	C5-C6-N1	5.50	123.75	121.00
36	A5	1931	U	C5-C4-O4	5.50	129.20	125.90
1	A2	995	A	C8-N9-C4	5.50	108.00	105.80
36	A1	224	C	C6-N1-C2	-5.50	118.10	120.30
36	A1	672	A	C6-C5-N7	-5.50	128.45	132.30
36	A1	1824	U	N3-C2-O2	-5.50	118.35	122.20
36	A1	1923	C	C5-C6-N1	-5.50	118.25	121.00
80	A6	622	A	N3-C4-C5	-5.50	122.95	126.80
80	A6	1573	A	C2-N3-C4	5.50	113.35	110.60
36	A5	1508	C	N1-C2-O2	5.50	122.20	118.90
36	A1	1041	U	C6-N1-C2	5.50	124.30	121.00
36	A1	1578	C	C5-C6-N1	5.50	123.75	121.00
36	A1	1646	G	N1-C6-O6	5.50	123.20	119.90
36	A1	2290	C	N3-C2-O2	-5.50	118.05	121.90
36	A1	2819	A	C4-C5-C6	5.50	119.75	117.00
36	A1	3101	G	C6-C5-N7	5.50	133.70	130.40
36	A5	1495	U	C6-N1-C2	-5.50	117.70	121.00
36	A5	1937	U	C5-C6-N1	-5.50	119.95	122.70
1	A2	938	G	N1-C2-N2	-5.49	111.26	116.20
1	A2	1270	G	C2-N3-C4	5.49	114.65	111.90
36	A1	965	A	N9-C4-C5	5.49	108.00	105.80
36	A1	2422	C	N3-C2-O2	-5.49	118.06	121.90
41	BC	76	ARG	CG-CD-NE	-5.49	100.26	111.80
80	A6	1455	G	C4-C5-N7	-5.49	108.60	110.80
36	A5	1365	G	N1-C2-N2	-5.49	111.26	116.20
36	A5	2112	U	C6-N1-C2	-5.49	117.70	121.00
36	A5	3028	G	N3-C2-N2	5.49	123.75	119.90
1	A2	829	A	C2-N3-C4	5.49	113.35	110.60
1	A2	1462	G	C5-C6-O6	-5.49	125.31	128.60
36	A1	106	A	N1-C2-N3	5.49	132.05	129.30
36	A1	929	A	C4-C5-C6	5.49	119.75	117.00
38	A8	19	C	N3-C4-C5	-5.49	119.70	121.90
38	A8	156	U	C5-C6-N1	5.49	125.45	122.70
1	A2	42	G	N7-C8-N9	-5.49	110.36	113.10
1	A2	566	C	N3-C2-O2	-5.49	118.06	121.90
36	A1	606	C	N3-C4-C5	-5.49	119.70	121.90
36	A1	694	C	C2-N3-C4	-5.49	117.15	119.90
47	BI	24	ARG	NE-CZ-NH2	-5.49	117.56	120.30
54	BQ	38	ARG	NE-CZ-NH2	-5.49	117.56	120.30
80	A6	448	C	N1-C2-N3	5.49	123.04	119.20
36	A5	620	U	C2-N1-C1'	5.49	124.29	117.70
37	A7	8	G	N1-C2-N2	-5.49	111.26	116.20

Continued on next page...

Continued from previous page...

Mol	Chain	Res	Type	Atoms	Z	Observed(°)	Ideal(°)
64	Da	9	ARG	NE-CZ-NH1	-5.49	117.56	120.30
36	A1	1345	G	C4-N9-C1'	5.49	133.63	126.50
80	A6	351	C	C6-N1-C1'	-5.49	114.22	120.80
36	A5	3387	U	N1-C2-O2	5.49	126.64	122.80
1	A2	380	U	N3-C2-O2	-5.49	118.36	122.20
36	A1	740	G	N1-C6-O6	-5.49	116.61	119.90
36	A1	1326	A	N7-C8-N9	-5.49	111.06	113.80
36	A1	2126	A	C2-N3-C4	5.49	113.34	110.60
80	A6	557	G	N3-C4-C5	-5.49	125.86	128.60
36	A5	828	A	N1-C6-N6	-5.49	115.31	118.60
36	A5	2109	U	N3-C4-O4	-5.49	115.56	119.40
1	A2	972	G	C4-C5-N7	-5.49	108.61	110.80
36	A1	332	C	C5-C6-N1	-5.49	118.26	121.00
36	A1	514	G	N1-C2-N3	5.49	127.19	123.90
36	A1	947	G	N1-C6-O6	-5.49	116.61	119.90
36	A1	1681	U	N1-C2-O2	5.49	126.64	122.80
36	A1	2957	G	C8-N9-C4	5.49	108.59	106.40
80	A6	72	A	N1-C6-N6	-5.49	115.31	118.60
80	A6	542	A	C5-N7-C8	-5.49	101.16	103.90
36	A5	3341	U	N3-C2-O2	-5.49	118.36	122.20
36	A5	3350	C	C5-C6-N1	5.49	123.74	121.00
1	A2	992	A	C4-C5-N7	5.48	113.44	110.70
36	A1	1802	C	N3-C4-N4	5.48	121.84	118.00
68	Be	105	ARG	NE-CZ-NH1	5.48	123.04	120.30
80	A6	1354	G	N7-C8-N9	5.48	115.84	113.10
1	A2	1455	G	C4-C5-C6	5.48	122.09	118.80
36	A1	1133	A	C5-C6-N1	5.48	120.44	117.70
36	A1	3149	G	N3-C4-N9	-5.48	122.71	126.00
80	A6	782	U	N3-C2-O2	-5.48	118.36	122.20
36	A5	411	U	C2-N3-C4	-5.48	123.71	127.00
36	A5	997	A	N7-C8-N9	5.48	116.54	113.80
36	A5	2321	A	C5-C6-N1	5.48	120.44	117.70
36	A5	2728	G	N1-C2-N2	5.48	121.13	116.20
1	A2	377	G	C4-N9-C1'	-5.48	119.38	126.50
36	A1	45	A	C5-N7-C8	5.48	106.64	103.90
36	A1	2730	G	C5-C6-N1	-5.48	108.76	111.50
36	A1	3244	A	C8-N9-C4	5.48	107.99	105.80
80	A6	751	G	N3-C4-C5	-5.48	125.86	128.60
36	A5	25	U	N1-C2-N3	5.48	118.19	114.90
36	A5	229	G	N1-C6-O6	5.48	123.19	119.90
37	A7	90	U	C6-N1-C2	5.48	124.29	121.00
36	A1	334	A	N1-C6-N6	5.48	121.89	118.60

Continued on next page...

Continued from previous page...

Mol	Chain	Res	Type	Atoms	Z	Observed(°)	Ideal(°)
36	A1	2756	C	C6-N1-C2	-5.48	118.11	120.30
36	A5	3336	A	C5-C6-N1	-5.48	114.96	117.70
37	A7	37	G	N9-C4-C5	-5.48	103.21	105.40
36	A1	2135	U	N1-C2-O2	5.48	126.64	122.80
36	A1	2272	G	N1-C6-O6	5.48	123.19	119.90
80	A6	1308	G	N1-C6-O6	5.48	123.19	119.90
37	A7	105	C	N3-C4-C5	-5.48	119.71	121.90
1	A2	42	G	N1-C6-O6	-5.48	116.61	119.90
36	A1	1330	A	C4-C5-N7	5.47	113.44	110.70
36	A1	1877	U	C5-C6-N1	-5.47	119.96	122.70
36	A1	2361	A	N3-C4-C5	-5.47	122.97	126.80
36	A1	2770	G	C8-N9-C4	-5.47	104.21	106.40
36	A1	3109	G	C5-C6-O6	-5.47	125.32	128.60
36	A5	961	C	C4-C5-C6	5.47	120.14	117.40
38	A8	43	A	C8-N9-C4	-5.47	103.61	105.80
36	A1	1331	U	C6-N1-C1'	-5.47	113.54	121.20
36	A1	2329	C	C2-N1-C1'	-5.47	112.78	118.80
38	A4	60	U	C2-N3-C4	-5.47	123.72	127.00
36	A5	282	G	N7-C8-N9	5.47	115.84	113.10
36	A5	1187	C	N3-C4-N4	-5.47	114.17	118.00
36	A5	2430	A	N1-C2-N3	5.47	132.04	129.30
36	A5	3015	G	N1-C6-O6	-5.47	116.62	119.90
36	A1	634	C	N1-C2-O2	5.47	122.18	118.90
36	A1	3192	U	N3-C4-C5	5.47	117.88	114.60
36	A5	810	A	C5-C6-N6	5.47	128.08	123.70
1	A2	703	G	N7-C8-N9	5.47	115.83	113.10
36	A1	2309	A	C8-N9-C4	5.47	107.99	105.80
36	A1	2550	U	C4-C5-C6	5.47	122.98	119.70
36	A1	2990	G	C5-N7-C8	5.47	107.03	104.30
36	A1	3000	A	C2-N3-C4	-5.47	107.86	110.60
6	CE	77	ARG	NE-CZ-NH1	5.47	123.03	120.30
36	A5	996	A	C5-C6-N1	5.47	120.43	117.70
36	A5	1191	U	C5-C6-N1	-5.47	119.97	122.70
69	Df	91	ALA	N-CA-CB	5.47	117.76	110.10
36	A5	2119	A	C6-N1-C2	-5.47	115.32	118.60
36	A5	2800	G	C4-C5-N7	-5.47	108.61	110.80
1	A2	1386	G	C4-C5-N7	-5.47	108.61	110.80
1	A2	1491	U	N3-C2-O2	-5.47	118.37	122.20
36	A1	1459	C	C5-C6-N1	-5.47	118.27	121.00
80	A6	639	U	N3-C4-O4	-5.47	115.57	119.40
80	A6	790	U	N3-C2-O2	-5.47	118.37	122.20
36	A5	422	A	C8-N9-C4	5.47	107.99	105.80

Continued on next page...

Continued from previous page...

Mol	Chain	Res	Type	Atoms	Z	Observed(°)	Ideal(°)
37	A7	82	G	N9-C4-C5	5.47	107.59	105.40
1	A2	1097	U	C6-N1-C1'	-5.46	113.55	121.20
1	A2	1754	A	N3-C4-C5	5.46	130.63	126.80
36	A1	200	C	C2-N1-C1'	5.46	124.81	118.80
36	A1	1307	G	C8-N9-C4	-5.46	104.21	106.40
36	A1	1926	C	C2-N3-C4	-5.46	117.17	119.90
36	A1	2384	A	N9-C4-C5	-5.46	103.61	105.80
36	A1	3029	A	C6-C5-N7	-5.46	128.47	132.30
80	A6	1078	C	C5-C4-N4	5.46	124.03	120.20
36	A5	809	G	C5-N7-C8	5.46	107.03	104.30
36	A5	811	U	N1-C2-N3	5.46	118.18	114.90
36	A1	2782	U	C5-C4-O4	5.46	129.18	125.90
36	A5	98	G	N9-C4-C5	-5.46	103.22	105.40
36	A5	3215	A	C5-C6-N1	-5.46	114.97	117.70
36	A1	1119	C	N3-C2-O2	-5.46	118.08	121.90
36	A1	2786	G	N9-C4-C5	5.46	107.58	105.40
36	A5	1190	A	C5-N7-C8	5.46	106.63	103.90
36	A5	1380	G	C2-N3-C4	-5.46	109.17	111.90
36	A5	2608	G	N1-C6-O6	-5.46	116.62	119.90
36	A5	2808	A	C6-C5-N7	-5.46	128.48	132.30
36	A5	2948	C	N3-C4-C5	5.46	124.08	121.90
36	A1	1868	G	C6-C5-N7	-5.46	127.12	130.40
36	A1	2408	U	C2-N1-C1'	5.46	124.25	117.70
36	A1	2662	G	C2-N3-C4	-5.46	109.17	111.90
36	A1	2902	A	N1-C6-N6	5.46	121.88	118.60
80	A6	991	G	C5-C6-N1	5.46	114.23	111.50
80	A6	1097	U	P-O3'-C3'	5.46	126.25	119.70
49	DL	47	ALA	C-N-CD	5.46	139.87	128.40
1	A2	1185	U	C6-N1-C1'	-5.46	113.56	121.20
36	A1	1081	U	C2-N1-C1'	5.46	124.25	117.70
80	A6	1019	A	C8-N9-C4	5.46	107.98	105.80
80	A6	1111	G	C6-C5-N7	-5.46	127.12	130.40
36	A5	1239	C	C6-N1-C2	-5.46	118.12	120.30
1	A2	1027	A	C5-N7-C8	-5.46	101.17	103.90
36	A1	280	U	C5-C6-N1	5.46	125.43	122.70
36	A1	1528	G	N9-C4-C5	5.46	107.58	105.40
36	A1	1949	G	N1-C6-O6	5.46	123.17	119.90
36	A1	2368	A	C8-N9-C4	-5.46	103.62	105.80
36	A1	2855	U	C5-C6-N1	-5.46	119.97	122.70
80	A6	1284	C	N3-C2-O2	-5.46	118.08	121.90
80	A6	1654	G	C6-N1-C2	-5.46	121.83	125.10
80	A6	1678	A	N7-C8-N9	5.46	116.53	113.80

Continued on next page...

Continued from previous page...

Mol	Chain	Res	Type	Atoms	Z	Observed(°)	Ideal(°)
36	A5	414	U	N3-C4-O4	5.46	123.22	119.40
36	A5	2904	U	N1-C2-N3	5.46	118.17	114.90
37	A7	105	C	C2-N3-C4	5.46	122.63	119.90
52	DO	197[B]	PHE	CA-C-N	-5.46	105.29	116.20
36	A5	41	G	C6-C5-N7	-5.46	127.13	130.40
36	A5	2379	U	N1-C2-N3	5.46	118.17	114.90
36	A1	1906	G	N1-C6-O6	5.45	123.17	119.90
36	A1	3110	C	N3-C2-O2	-5.45	118.08	121.90
80	A6	300	A	C8-N9-C4	5.45	107.98	105.80
80	A6	426	G	N3-C4-N9	5.45	129.27	126.00
80	A6	1642	G	C5-C6-N1	5.45	114.23	111.50
36	A5	879	U	C6-N1-C1'	-5.45	113.57	121.20
36	A5	1045	C	C2-N3-C4	-5.45	117.17	119.90
36	A5	1242	G	N3-C4-C5	-5.45	125.87	128.60
36	A5	2632	G	N1-C2-N3	-5.45	120.63	123.90
38	A8	17	A	C5-N7-C8	-5.45	101.17	103.90
38	A8	103	G	C5-C6-N1	5.45	114.23	111.50
36	A1	708	G	C4-C5-N7	5.45	112.98	110.80
36	A1	1591	G	C5-C6-O6	5.45	131.87	128.60
36	A1	3007	U	C4-C5-C6	5.45	122.97	119.70
36	A5	266	A	C4-C5-C6	5.45	119.73	117.00
36	A5	2524	A	N3-C4-C5	5.45	130.62	126.80
36	A5	3035	A	C8-N9-C4	5.45	107.98	105.80
36	A5	3302	U	N3-C4-C5	5.45	117.87	114.60
36	A1	797	U	C5-C6-N1	-5.45	119.97	122.70
36	A1	1100	U	N1-C2-O2	-5.45	118.98	122.80
36	A1	3172	A	N1-C6-N6	5.45	121.87	118.60
38	A4	125	U	N3-C2-O2	-5.45	118.38	122.20
80	A6	1332	C	N1-C2-O2	5.45	122.17	118.90
37	A7	61	G	C8-N9-C4	5.45	108.58	106.40
37	A7	100	C	N3-C4-C5	5.45	124.08	121.90
36	A1	748	U	N3-C4-C5	5.45	117.87	114.60
36	A1	785	G	N3-C4-N9	5.45	129.27	126.00
36	A1	1791	C	N3-C4-C5	5.45	124.08	121.90
36	A1	3127	A	C8-N9-C4	-5.45	103.62	105.80
38	A4	23	U	N1-C2-O2	-5.45	118.99	122.80
80	A6	30	G	N9-C4-C5	5.45	107.58	105.40
36	A5	341	G	C5-N7-C8	-5.45	101.58	104.30
36	A5	1176	C	C6-N1-C2	5.45	122.48	120.30
36	A1	2850	G	C8-N9-C1'	-5.45	119.92	127.00
36	A5	844	G	C8-N9-C4	5.45	108.58	106.40
36	A5	1127	G	N3-C4-N9	5.45	129.27	126.00

Continued on next page...

Continued from previous page...

Mol	Chain	Res	Type	Atoms	Z	Observed(°)	Ideal(°)
36	A5	2958	A	N1-C6-N6	-5.45	115.33	118.60
36	A5	3263	G	N1-C6-O6	-5.45	116.63	119.90
37	A7	19	C	N3-C4-C5	5.45	124.08	121.90
1	A2	1662	G	C8-N9-C4	-5.45	104.22	106.40
36	A1	283	G	C8-N9-C1'	-5.45	119.92	127.00
36	A1	2400	G	N3-C2-N2	-5.45	116.09	119.90
36	A5	1306	G	C5-C6-N1	5.45	114.22	111.50
36	A5	2754	G	N3-C4-N9	5.45	129.27	126.00
36	A1	416	A	N9-C4-C5	5.44	107.98	105.80
36	A1	2805	G	N3-C4-C5	-5.44	125.88	128.60
80	A6	403	G	N9-C4-C5	-5.44	103.22	105.40
36	A5	63	A	N9-C4-C5	-5.44	103.62	105.80
36	A5	648	C	C4-C5-C6	5.44	120.12	117.40
36	A5	2522	G	N9-C4-C5	-5.44	103.22	105.40
41	DC	73	ARG	CB-CG-CD	-5.44	97.44	111.60
1	A2	264	G	N3-C4-N9	-5.44	122.73	126.00
36	A1	821	U	N1-C2-O2	5.44	126.61	122.80
36	A1	859	G	C5-C6-N1	-5.44	108.78	111.50
36	A1	2414	G	N3-C2-N2	-5.44	116.09	119.90
36	A1	2727	A	N3-C4-C5	-5.44	122.99	126.80
36	A1	3192	U	C2-N3-C4	-5.44	123.73	127.00
80	A6	1306	C	C6-N1-C2	-5.44	118.12	120.30
36	A5	277	G	C5-C6-O6	5.44	131.87	128.60
36	A5	498	A	N1-C6-N6	-5.44	115.33	118.60
36	A5	516	A	C5-C6-N6	-5.44	119.35	123.70
36	A5	1335	C	C6-N1-C2	-5.44	118.12	120.30
36	A5	2123	G	N3-C4-C5	-5.44	125.88	128.60
1	A2	1330	G	C4-N9-C1'	-5.44	119.43	126.50
36	A1	104	G	N9-C4-C5	-5.44	103.22	105.40
36	A1	649	A	N7-C8-N9	-5.44	111.08	113.80
36	A1	2178	A	C5-C6-N1	-5.44	114.98	117.70
36	A5	339	C	C6-N1-C2	-5.44	118.12	120.30
36	A5	2433	U	C5-C6-N1	-5.44	119.98	122.70
36	A5	3052	G	C6-C5-N7	5.44	133.66	130.40
36	A5	3083	G	N1-C2-N3	5.44	127.16	123.90
1	A2	529	A	C8-N9-C4	5.44	107.98	105.80
36	A1	121	A	N7-C8-N9	-5.44	111.08	113.80
36	A1	1514	G	C5-C6-N1	5.44	114.22	111.50
1	A2	42	G	C5-C6-N1	5.44	114.22	111.50
1	A2	1458	G	C8-N9-C1'	-5.44	119.93	127.00
36	A1	794	U	C6-N1-C2	-5.44	117.74	121.00
36	A1	2996	U	C2-N1-C1'	5.44	124.22	117.70

Continued on next page...

Continued from previous page...

Mol	Chain	Res	Type	Atoms	Z	Observed(°)	Ideal(°)
80	A6	647	G	C5-N7-C8	-5.44	101.58	104.30
80	A6	1537	C	N3-C2-O2	5.44	125.71	121.90
36	A5	519	A	C6-C5-N7	-5.44	128.49	132.30
36	A5	3112	G	C8-N9-C4	5.44	108.58	106.40
36	A5	3143	C	N3-C2-O2	5.44	125.71	121.90
36	A1	1269	U	N3-C2-O2	-5.44	118.39	122.20
36	A1	1503	A	N3-C4-N9	-5.44	123.05	127.40
36	A1	1858	A	C8-N9-C1'	-5.44	117.92	127.70
36	A1	3326	G	C8-N9-C4	5.44	108.58	106.40
36	A5	2197	C	C6-N1-C1'	5.44	127.32	120.80
36	A5	2757	U	C5-C4-O4	-5.44	122.64	125.90
36	A1	25	U	N3-C4-O4	5.43	123.20	119.40
36	A1	504	A	C2-N3-C4	-5.43	107.88	110.60
36	A1	864	G	N3-C2-N2	5.43	123.70	119.90
36	A1	1313	G	C4-C5-N7	5.43	112.97	110.80
36	A1	1882	G	N3-C4-N9	-5.43	122.74	126.00
36	A1	2553	U	C5-C6-N1	-5.43	119.98	122.70
36	A1	3055	U	C5-C4-O4	-5.43	122.64	125.90
36	A1	3245	A	C5-N7-C8	-5.43	101.18	103.90
70	Bg	8	ARG	NE-CZ-NH2	-5.43	117.58	120.30
80	A6	720	G	C2-N3-C4	5.43	114.62	111.90
36	A5	1041	U	C5-C6-N1	-5.43	119.98	122.70
36	A5	2323	G	C8-N9-C4	-5.43	104.23	106.40
36	A5	2386	A	C5-N7-C8	-5.43	101.18	103.90
36	A5	3049	A	C8-N9-C4	5.43	107.97	105.80
36	A1	76	G	N3-C4-C5	-5.43	125.88	128.60
36	A1	1658	G	N1-C6-O6	-5.43	116.64	119.90
36	A1	2129	U	N3-C2-O2	-5.43	118.40	122.20
36	A1	2621	G	C8-N9-C4	-5.43	104.23	106.40
37	A3	96	U	C2-N3-C4	-5.43	123.74	127.00
38	A4	23	U	C2-N3-C4	-5.43	123.74	127.00
80	A6	381	C	C2-N3-C4	-5.43	117.18	119.90
80	A6	1028	C	C2-N3-C4	-5.43	117.18	119.90
4	CC	229	LEU	CA-CB-CG	5.43	127.80	115.30
36	A5	2634	U	N3-C2-O2	5.43	126.00	122.20
36	A5	3064	U	C2-N3-C4	-5.43	123.74	127.00
36	A5	3366	G	N1-C6-O6	-5.43	116.64	119.90
64	Da	28	HIS	CB-CA-C	-5.43	99.54	110.40
36	A1	628	A	N1-C6-N6	5.43	121.86	118.60
36	A1	3142	A	C5-N7-C8	-5.43	101.18	103.90
36	A5	923	C	C5-C6-N1	-5.43	118.28	121.00
38	A8	11	C	N1-C2-O2	5.43	122.16	118.90

Continued on next page...

Continued from previous page...

Mol	Chain	Res	Type	Atoms	Z	Observed(°)	Ideal(°)
1	A2	1560	U	C6-N1-C2	-5.43	117.74	121.00
36	A1	347	G	C8-N9-C1'	-5.43	119.94	127.00
37	A3	53	U	N1-C2-N3	5.43	118.16	114.90
52	BO	3[B]	SER	C-N-CA	-5.43	108.13	121.70
80	A6	153	G	C2-N3-C4	-5.43	109.19	111.90
36	A5	591	G	C6-C5-N7	-5.43	127.14	130.40
36	A5	706	A	N9-C4-C5	-5.43	103.63	105.80
36	A5	1359	C	N3-C4-N4	5.43	121.80	118.00
36	A5	2355	G	C5-C6-O6	-5.43	125.34	128.60
36	A5	2635	A	N1-C6-N6	-5.43	115.34	118.60
37	A7	1	G	C8-N9-C1'	-5.43	119.94	127.00
37	A7	93	C	N3-C4-C5	5.43	124.07	121.90
1	A2	396	G	C5-C6-O6	-5.43	125.34	128.60
1	A2	767	U	N3-C2-O2	-5.43	118.40	122.20
36	A1	105	C	N1-C2-N3	5.43	123.00	119.20
36	A1	967	A	C8-N9-C4	5.43	107.97	105.80
36	A1	2366	C	C5-C6-N1	5.43	123.71	121.00
80	A6	1724	U	N3-C4-C5	5.43	117.86	114.60
36	A5	2375	G	C4-C5-N7	5.43	112.97	110.80
36	A5	3031	G	C5-C6-O6	-5.43	125.34	128.60
1	A2	268	C	C6-N1-C2	-5.43	118.13	120.30
36	A1	892	U	N3-C4-O4	-5.43	115.60	119.40
36	A1	3048	A	C5-N7-C8	-5.43	101.19	103.90
80	A6	647	G	C2-N3-C4	-5.43	109.19	111.90
36	A5	1491	A	C4-C5-C6	5.43	119.71	117.00
36	A5	2149	A	N9-C4-C5	5.43	107.97	105.80
36	A5	2174	G	N1-C2-N3	5.43	127.16	123.90
36	A5	2549	G	C5-C6-N1	-5.43	108.79	111.50
1	A2	396	G	N1-C6-O6	5.42	123.16	119.90
1	A2	407	A	C5-N7-C8	5.42	106.61	103.90
36	A1	328	U	N1-C2-O2	5.42	126.60	122.80
36	A1	342	A	C8-N9-C4	5.42	107.97	105.80
36	A1	944	C	C5-C6-N1	5.42	123.71	121.00
36	A1	1385	C	C6-N1-C2	-5.42	118.13	120.30
36	A1	1658	G	N9-C4-C5	5.42	107.57	105.40
36	A1	1836	C	N3-C4-C5	5.42	124.07	121.90
36	A1	2359	C	N3-C4-C5	5.42	124.07	121.90
36	A5	930	U	N1-C2-O2	5.42	126.60	122.80
36	A5	1007	U	C5-C4-O4	-5.42	122.64	125.90
36	A5	1724	U	N1-C2-N3	5.42	118.16	114.90
36	A5	2385	G	C8-N9-C1'	5.42	134.05	127.00
36	A5	3115	C	N1-C2-N3	5.42	123.00	119.20

Continued on next page...

Continued from previous page...

Mol	Chain	Res	Type	Atoms	Z	Observed(°)	Ideal(°)
36	A1	731	U	C5-C6-N1	-5.42	119.99	122.70
36	A1	1173	U	C6-N1-C2	5.42	124.25	121.00
36	A1	2647	A	C5-C6-N1	5.42	120.41	117.70
38	A4	78	G	N3-C2-N2	5.42	123.70	119.90
36	A5	2744	U	N3-C4-O4	-5.42	115.60	119.40
36	A5	3008	A	C8-N9-C4	5.42	107.97	105.80
36	A5	3377	G	C6-N1-C2	-5.42	121.85	125.10
37	A7	33	U	N1-C2-O2	5.42	126.60	122.80
36	A1	24	G	N7-C8-N9	-5.42	110.39	113.10
36	A1	370	U	C6-N1-C2	-5.42	117.75	121.00
36	A1	934	G	C2-N3-C4	5.42	114.61	111.90
36	A1	1496	C	C4-C5-C6	-5.42	114.69	117.40
56	DS	167	ARG	NE-CZ-NH2	-5.42	117.59	120.30
1	A2	1679	G	C2-N3-C4	5.42	114.61	111.90
36	A1	582	G	C8-N9-C1'	5.42	134.05	127.00
80	A6	1124	A	C4-C5-C6	-5.42	114.29	117.00
36	A5	616	G	C2-N3-C4	5.42	114.61	111.90
36	A5	2257	C	C5-C6-N1	5.42	123.71	121.00
36	A1	376	G	N3-C4-C5	-5.42	125.89	128.60
36	A1	506	U	C2-N1-C1'	-5.42	111.20	117.70
36	A1	1518	U	N1-C2-O2	-5.42	119.01	122.80
36	A1	3112	G	N9-C4-C5	-5.42	103.23	105.40
80	A6	1649	G	N1-C6-O6	-5.42	116.65	119.90
36	A5	675	C	N1-C2-O2	-5.42	115.65	118.90
36	A5	1510	G	C2-N3-C4	-5.42	109.19	111.90
36	A5	1858	A	C4-N9-C1'	5.42	136.05	126.30
36	A5	2145	A	C6-N1-C2	-5.42	115.35	118.60
36	A5	2320	A	N7-C8-N9	-5.42	111.09	113.80
36	A5	2434	U	N3-C2-O2	-5.42	118.41	122.20
36	A5	2810	C	C6-N1-C2	-5.42	118.13	120.30
36	A5	2837	A	C8-N9-C4	5.42	107.97	105.80
36	A1	547	G	C3'-C2'-C1'	5.42	105.83	101.50
36	A1	1902	G	C4-N9-C1'	5.42	133.54	126.50
80	A6	336	G	C5-N7-C8	5.42	107.01	104.30
80	A6	491	C	C2-N1-C1'	5.42	124.76	118.80
36	A5	1081	U	C5-C6-N1	5.42	125.41	122.70
36	A5	3021	A	N1-C6-N6	-5.42	115.35	118.60
36	A5	1399	A	N9-C4-C5	-5.42	103.63	105.80
36	A5	3362	A	C4-C5-N7	5.42	113.41	110.70
1	A2	426	G	C4-N9-C1'	5.41	133.54	126.50
36	A1	3140	G	N3-C4-N9	5.41	129.25	126.00
36	A5	1427	U	N3-C4-O4	-5.41	115.61	119.40

Continued on next page...

Continued from previous page...

Mol	Chain	Res	Type	Atoms	Z	Observed(°)	Ideal(°)
36	A5	1538	G	N9-C4-C5	-5.41	103.23	105.40
36	A5	2377	G	N3-C4-C5	-5.41	125.89	128.60
1	A2	1146	G	C4-N9-C1'	5.41	133.53	126.50
36	A1	386	A	C4-C5-C6	5.41	119.71	117.00
36	A1	1447	G	C4-C5-N7	-5.41	108.64	110.80
40	BB	4	ARG	NE-CZ-NH2	-5.41	117.59	120.30
36	A5	1905	G	N9-C4-C5	5.41	107.56	105.40
36	A5	2980	U	N3-C2-O2	-5.41	118.41	122.20
36	A1	406	G	C4-N9-C1'	-5.41	119.47	126.50
36	A1	529	A	C8-N9-C4	-5.41	103.64	105.80
36	A1	2830	G	N9-C4-C5	5.41	107.56	105.40
36	A1	2975	U	N1-C2-O2	5.41	126.59	122.80
36	A5	632	G	C5-C6-N1	5.41	114.20	111.50
36	A5	1159	A	C4-C5-C6	-5.41	114.30	117.00
36	A5	2374	C	N3-C4-N4	-5.41	114.21	118.00
36	A5	2767	U	N3-C4-O4	-5.41	115.61	119.40
36	A1	1363	A	N1-C6-N6	-5.41	115.36	118.60
36	A1	1507	G	N1-C2-N3	5.41	127.14	123.90
36	A5	288	C	C6-N1-C2	5.41	122.46	120.30
36	A5	987	U	C5-C4-O4	5.41	129.15	125.90
36	A5	1144	U	C4-C5-C6	5.41	122.94	119.70
36	A5	1660	C	N1-C2-O2	-5.41	115.66	118.90
36	A1	1450	G	C5-C6-O6	-5.41	125.36	128.60
36	A1	2227	C	C2-N3-C4	-5.41	117.20	119.90
36	A1	2915	U	N3-C4-C5	5.41	117.84	114.60
80	A6	1241	G	C4-C5-N7	5.41	112.96	110.80
36	A5	1191	U	C4-C5-C6	5.41	122.94	119.70
1	A2	557	G	N1-C2-N2	-5.41	111.33	116.20
36	A1	22	G	C5-C6-N1	5.41	114.20	111.50
36	A1	1337	A	N1-C6-N6	-5.41	115.36	118.60
80	A6	372	G	N7-C8-N9	-5.41	110.40	113.10
80	A6	988	A	N9-C4-C5	5.41	107.96	105.80
80	A6	1541	G	C2-N3-C4	5.41	114.60	111.90
18	CQ	69	VAL	CB-CA-C	-5.41	101.13	111.40
36	A5	600	G	C4-N9-C1'	5.41	133.53	126.50
36	A5	646	A	N1-C2-N3	5.41	132.00	129.30
36	A5	1209	G	N1-C2-N2	5.41	121.06	116.20
36	A5	2242	A	N9-C4-C5	5.41	107.96	105.80
36	A5	2524	A	C5-C6-N1	-5.41	115.00	117.70
36	A5	848	A	N1-C2-N3	5.40	132.00	129.30
36	A5	1447	G	N7-C8-N9	5.40	115.80	113.10
36	A5	2665	U	N1-C2-O2	5.40	126.58	122.80

Continued on next page...

Continued from previous page...

Mol	Chain	Res	Type	Atoms	Z	Observed(°)	Ideal(°)
1	A2	393	C	C5-C6-N1	-5.40	118.30	121.00
1	A2	469	C	N3-C2-O2	5.40	125.68	121.90
1	A2	1170	G	C6-C5-N7	-5.40	127.16	130.40
1	A2	1666	U	C5-C6-N1	5.40	125.40	122.70
36	A1	364	G	C5-N7-C8	-5.40	101.60	104.30
36	A1	931	C	N3-C2-O2	-5.40	118.12	121.90
36	A1	1377	G	N1-C6-O6	-5.40	116.66	119.90
36	A1	3230	G	C5-C6-N1	5.40	114.20	111.50
37	A3	97	A	N9-C4-C5	5.40	107.96	105.80
80	A6	232	U	N1-C2-O2	5.40	126.58	122.80
80	A6	1035	G	N7-C8-N9	-5.40	110.40	113.10
80	A6	1549	C	C4-C5-C6	5.40	120.10	117.40
36	A5	1925	U	N1-C2-N3	5.40	118.14	114.90
36	A5	2184	U	N3-C4-C5	5.40	117.84	114.60
36	A5	3350	C	N1-C2-O2	5.40	122.14	118.90
62	DY	14	LYS	CD-CE-NZ	5.40	124.13	111.70
1	A2	1768	G	C8-N9-C1'	5.40	134.02	127.00
36	A1	80	G	N1-C2-N2	-5.40	111.34	116.20
36	A1	89	A	C8-N9-C4	-5.40	103.64	105.80
36	A1	503	C	N3-C4-C5	5.40	124.06	121.90
36	A1	1382	G	N7-C8-N9	-5.40	110.40	113.10
36	A1	2835	U	C5-C6-N1	-5.40	120.00	122.70
36	A1	3345	G	C8-N9-C4	5.40	108.56	106.40
52	BO	104[B]	ILE	CA-C-N	-5.40	105.32	117.20
36	A5	852	U	N1-C2-N3	5.40	118.14	114.90
36	A5	1447	G	N9-C4-C5	5.40	107.56	105.40
36	A5	2794	G	C5-C6-O6	-5.40	125.36	128.60
36	A5	2894	C	C2-N3-C4	-5.40	117.20	119.90
39	DA	207	VAL	CB-CA-C	-5.40	101.14	111.40
18	AQ	40	GLU	C-N-CA	5.40	144.68	122.00
36	A5	1164	G	C2-N3-C4	-5.40	109.20	111.90
36	A5	3113	A	C6-N1-C2	-5.40	115.36	118.60
1	A2	523	G	N1-C6-O6	-5.40	116.66	119.90
1	A2	790	U	N1-C2-N3	5.40	118.14	114.90
1	A2	966	A	N7-C8-N9	-5.40	111.10	113.80
36	A1	637	C	C2-N3-C4	-5.40	117.20	119.90
36	A1	950	G	N9-C4-C5	-5.40	103.24	105.40
36	A1	2958	A	C6-C5-N7	5.40	136.08	132.30
36	A1	3256	G	N1-C2-N3	-5.40	120.66	123.90
38	A4	109	A	C5-C6-N6	-5.40	119.38	123.70
36	A5	1505	C	C4-C5-C6	5.40	120.10	117.40
36	A5	2148	U	N3-C4-C5	5.40	117.84	114.60

Continued on next page...

Continued from previous page...

Mol	Chain	Res	Type	Atoms	Z	Observed(°)	Ideal(°)
36	A5	2904	U	N3-C2-O2	-5.40	118.42	122.20
36	A1	158	G	N3-C4-N9	-5.40	122.76	126.00
36	A1	1482	A	C4-C5-N7	-5.40	108.00	110.70
36	A1	2197	C	C5-C6-N1	5.40	123.70	121.00
70	Bg	8	ARG	NE-CZ-NH1	5.40	123.00	120.30
36	A5	2655	U	N3-C4-C5	5.40	117.84	114.60
36	A1	1499	C	C6-N1-C2	-5.39	118.14	120.30
36	A1	1834	U	C5-C4-O4	5.39	129.14	125.90
38	A4	23	U	C5-C4-O4	-5.39	122.66	125.90
80	A6	1043	A	N1-C6-N6	5.39	121.84	118.60
80	A6	1198	G	C6-C5-N7	5.39	133.64	130.40
36	A5	339	C	C6-N1-C1'	5.39	127.27	120.80
36	A5	1808	G	C5-C6-O6	-5.39	125.36	128.60
1	A2	307	G	C8-N9-C4	5.39	108.56	106.40
36	A1	506	U	C2-N3-C4	-5.39	123.77	127.00
36	A1	653	A	C5-C6-N6	-5.39	119.39	123.70
36	A1	743	C	C5-C6-N1	-5.39	118.30	121.00
36	A1	1948	G	C8-N9-C1'	-5.39	119.99	127.00
36	A1	2787	G	C5-C6-N1	5.39	114.20	111.50
80	A6	366	A	C2-N3-C4	-5.39	107.90	110.60
80	A6	1484	G	N3-C4-C5	-5.39	125.90	128.60
36	A5	91	G	N9-C4-C5	5.39	107.56	105.40
1	A2	1361	U	C2-N1-C1'	5.39	124.17	117.70
36	A1	1053	A	C8-N9-C4	5.39	107.96	105.80
36	A1	2692	A	C4-C5-C6	5.39	119.69	117.00
38	A4	103	G	C5-C6-O6	5.39	131.84	128.60
36	A5	1396	C	C6-N1-C2	5.39	122.46	120.30
36	A5	3245	A	C4-C5-C6	5.39	119.69	117.00
1	A2	1192	C	N1-C2-O2	-5.39	115.67	118.90
36	A1	593	C	N1-C2-N3	5.39	122.97	119.20
36	A1	1654	A	N1-C2-N3	-5.39	126.61	129.30
36	A5	998	A	C5-N7-C8	5.39	106.59	103.90
36	A5	1389	G	C8-N9-C4	5.39	108.56	106.40
36	A5	2658	G	C8-N9-C4	5.39	108.56	106.40
36	A1	327	A	N1-C6-N6	5.39	121.83	118.60
36	A5	1170	A	N9-C4-C5	-5.39	103.64	105.80
1	A2	336	G	C6-C5-N7	-5.39	127.17	130.40
1	A2	1389	C	N3-C2-O2	-5.39	118.13	121.90
12	AK	63	TYR	N-CA-C	5.39	125.55	111.00
36	A1	412	G	N1-C2-N3	5.39	127.13	123.90
36	A1	1379	G	N1-C2-N3	5.39	127.13	123.90
36	A1	1610	G	C5-C6-N1	-5.39	108.81	111.50

Continued on next page...

Continued from previous page...

Mol	Chain	Res	Type	Atoms	Z	Observed(°)	Ideal(°)
36	A1	2685	C	N1-C2-O2	-5.39	115.67	118.90
36	A1	2963	C	N3-C4-C5	-5.39	119.75	121.90
36	A1	3107	U	N3-C2-O2	-5.39	118.43	122.20
80	A6	69	G	C8-N9-C4	5.39	108.56	106.40
21	CT	57	ARG	NE-CZ-NH1	5.39	122.99	120.30
36	A5	363	G	C5-N7-C8	5.39	106.99	104.30
36	A5	1534	A	C6-N1-C2	-5.39	115.37	118.60
36	A5	2399	A	C5-C6-N6	-5.39	119.39	123.70
36	A5	2820	A	N9-C4-C5	5.39	107.95	105.80
36	A5	2955	U	C6-N1-C2	-5.39	117.77	121.00
36	A5	3374	U	C6-N1-C2	5.39	124.23	121.00
36	A1	857	G	N9-C4-C5	-5.38	103.25	105.40
36	A1	1178	G	C5-C6-O6	5.38	131.83	128.60
36	A5	3193	C	C4-C5-C6	5.38	120.09	117.40
1	A2	719	U	C6-N1-C1'	-5.38	113.66	121.20
36	A1	3147	G	N1-C2-N2	-5.38	111.36	116.20
36	A1	3209	A	C4-C5-N7	5.38	113.39	110.70
36	A5	696	C	C2-N1-C1'	5.38	124.72	118.80
36	A5	2429	G	N9-C4-C5	5.38	107.55	105.40
36	A1	200	C	N3-C2-O2	-5.38	118.13	121.90
36	A1	339	C	C6-N1-C2	-5.38	118.15	120.30
36	A1	3362	A	O4'-C1'-N9	5.38	112.51	108.20
80	A6	1320	U	C5-C6-N1	5.38	125.39	122.70
80	A6	1615	C	N1-C2-O2	-5.38	115.67	118.90
36	A5	1192	C	N1-C2-N3	5.38	122.97	119.20
80	A6	418	G	C5-N7-C8	-5.38	101.61	104.30
1	A2	392	G	C5-C6-O6	-5.38	125.37	128.60
36	A1	1369	A	C6-N1-C2	5.38	121.83	118.60
36	A1	2426	U	C5-C4-O4	5.38	129.13	125.90
36	A5	388	G	N3-C2-N2	-5.38	116.14	119.90
36	A5	806	A	C8-N9-C4	5.38	107.95	105.80
36	A5	2621	G	N1-C2-N2	5.38	121.04	116.20
36	A1	66	A	N3-C4-C5	5.38	130.56	126.80
36	A1	324	A	C6-N1-C2	-5.38	115.37	118.60
36	A1	1819	U	C5-C6-N1	5.38	125.39	122.70
36	A1	1832	C	C2-N3-C4	-5.38	117.21	119.90
36	A1	2621	G	N1-C2-N2	5.38	121.04	116.20
36	A1	2981	U	C2-N3-C4	-5.38	123.77	127.00
38	A4	31	G	N3-C4-C5	5.38	131.29	128.60
80	A6	524	U	N3-C4-O4	-5.38	115.64	119.40
80	A6	814	A	C5-N7-C8	-5.38	101.21	103.90
36	A5	2393	G	C8-N9-C1'	-5.38	120.01	127.00

Continued on next page...

Continued from previous page...

Mol	Chain	Res	Type	Atoms	Z	Observed(°)	Ideal(°)
36	A5	3243	A	C4-C5-C6	5.38	119.69	117.00
37	A7	48	U	C5-C6-N1	-5.38	120.01	122.70
43	DE	173	MET	CB-CG-SD	-5.38	96.27	112.40
80	A6	879	G	N9-C4-C5	5.38	107.55	105.40
36	A5	706	A	N1-C6-N6	5.38	121.83	118.60
1	A2	1324	G	N1-C2-N2	5.37	121.04	116.20
36	A1	1000	C	C5-C6-N1	5.37	123.69	121.00
36	A1	1308	A	N1-C2-N3	5.37	131.99	129.30
36	A1	1929	G	C4-C5-N7	5.37	112.95	110.80
36	A1	2148	U	C5-C6-N1	-5.37	120.01	122.70
36	A1	2156	C	C2-N3-C4	-5.37	117.21	119.90
36	A1	2400	G	C4-N9-C1'	-5.37	119.52	126.50
36	A1	2639	G	C6-N1-C2	-5.37	121.88	125.10
36	A1	3055	U	C6-N1-C1'	-5.37	113.68	121.20
80	A6	558	U	C6-N1-C1'	-5.37	113.68	121.20
36	A5	1804	A	C8-N9-C4	5.37	107.95	105.80
36	A5	1828	A	C8-N9-C4	-5.37	103.65	105.80
36	A5	1870	C	N1-C2-O2	-5.37	115.68	118.90
36	A5	1885	U	N1-C2-O2	-5.37	119.04	122.80
36	A5	1907	C	C6-N1-C1'	5.37	127.25	120.80
36	A5	2639	G	C6-N1-C2	-5.37	121.88	125.10
36	A5	3047	U	N3-C2-O2	-5.37	118.44	122.20
36	A5	3189	G	C6-N1-C2	-5.37	121.88	125.10
36	A5	3336	A	C2-N3-C4	-5.37	107.91	110.60
36	A5	3346	U	C5-C6-N1	-5.37	120.01	122.70
36	A1	386	A	C4-N9-C1'	5.37	135.97	126.30
36	A1	1773	C	C6-N1-C2	5.37	122.45	120.30
36	A1	2157	G	C2-N3-C4	5.37	114.59	111.90
36	A1	2275	A	C5-C6-N1	-5.37	115.01	117.70
36	A1	2722	U	C4-C5-C6	5.37	122.92	119.70
36	A1	2787	G	C6-N1-C2	-5.37	121.88	125.10
38	A4	1	A	N1-C6-N6	5.37	121.82	118.60
38	A4	41	A	N1-C2-N3	5.37	131.99	129.30
44	BF	100	ARG	NE-CZ-NH1	-5.37	117.61	120.30
36	A5	51	A	N1-C6-N6	5.37	121.82	118.60
36	A5	965	A	N1-C2-N3	-5.37	126.61	129.30
36	A5	2134	G	N3-C2-N2	5.37	123.66	119.90
36	A5	2376	G	C8-N9-C1'	-5.37	120.02	127.00
36	A5	3003	G	N3-C4-N9	-5.37	122.78	126.00
1	A2	1422	A	N7-C8-N9	-5.37	111.11	113.80
1	A2	1481	C	C5-C6-N1	5.37	123.69	121.00
36	A1	1556	C	N1-C2-O2	5.37	122.12	118.90

Continued on next page...

Continued from previous page...

Mol	Chain	Res	Type	Atoms	Z	Observed(°)	Ideal(°)
36	A1	3083	G	C5-N7-C8	5.37	106.98	104.30
36	A1	3319	U	N1-C2-O2	5.37	126.56	122.80
21	CT	57	ARG	NE-CZ-NH2	-5.37	117.61	120.30
36	A5	799	G	C6-N1-C2	-5.37	121.88	125.10
36	A5	1409	G	N9-C4-C5	5.37	107.55	105.40
36	A5	1844	C	C6-N1-C2	-5.37	118.15	120.30
1	A2	864	U	C2-N1-C1'	5.37	124.14	117.70
36	A1	2288	G	C2-N3-C4	5.37	114.58	111.90
49	BL	57	VAL	N-CA-C	-5.37	96.51	111.00
80	A6	328	A	N1-C6-N6	-5.37	115.38	118.60
80	A6	385	A	C5-C6-N1	-5.37	115.02	117.70
80	A6	491	C	N1-C2-O2	5.37	122.12	118.90
80	A6	538	A	C8-N9-C4	-5.37	103.65	105.80
80	A6	1144	U	N3-C2-O2	-5.37	118.44	122.20
8	CG	108	VAL	CB-CA-C	-5.37	101.20	111.40
36	A5	1300	G	N1-C6-O6	5.37	123.12	119.90
36	A5	2915	U	N3-C4-O4	-5.37	115.64	119.40
36	A5	3043	C	N1-C2-O2	5.37	122.12	118.90
38	A8	6	U	C5-C4-O4	-5.37	122.68	125.90
38	A8	29	U	C5-C6-N1	-5.37	120.02	122.70
36	A5	76	G	N1-C6-O6	5.37	123.12	119.90
1	A2	1504	G	C5-C6-O6	5.37	131.82	128.60
1	A2	1762	A	N9-C4-C5	-5.37	103.65	105.80
10	AI	29	LEU	CA-CB-CG	5.37	127.64	115.30
29	Ab	29	ARG	NE-CZ-NH1	5.37	122.98	120.30
36	A1	126	U	C4-C5-C6	5.37	122.92	119.70
36	A1	972	A	C5-C6-N1	-5.37	115.02	117.70
36	A1	1372	C	N3-C4-C5	5.37	124.05	121.90
36	A1	2305	G	C4-N9-C1'	5.37	133.48	126.50
36	A1	3014	U	C5-C6-N1	-5.37	120.02	122.70
38	A4	151	C	N3-C4-C5	-5.37	119.75	121.90
36	A5	419	G	C5-C6-N1	5.37	114.18	111.50
36	A5	555	U	N1-C2-O2	-5.37	119.04	122.80
36	A5	1374	G	N1-C2-N2	-5.37	111.37	116.20
36	A5	2614	G	C4-N9-C1'	5.37	133.47	126.50
36	A5	3101	G	N1-C2-N2	-5.37	111.37	116.20
1	A2	628	G	N3-C4-C5	5.36	131.28	128.60
1	A2	1148	C	C6-N1-C2	5.36	122.45	120.30
36	A1	362	U	N3-C4-C5	5.36	117.82	114.60
36	A1	714	G	C8-N9-C4	5.36	108.55	106.40
36	A1	2273	G	C2-N3-C4	5.36	114.58	111.90
36	A1	2777	G	N7-C8-N9	5.36	115.78	113.10

Continued on next page...

Continued from previous page...

Mol	Chain	Res	Type	Atoms	Z	Observed(°)	Ideal(°)
80	A6	1297	G	N7-C8-N9	-5.36	110.42	113.10
36	A5	227	G	C5-C6-O6	-5.36	125.38	128.60
36	A5	356	C	C5-C6-N1	-5.36	118.32	121.00
36	A5	536	U	N3-C4-O4	-5.36	115.65	119.40
36	A5	1128	U	C2-N3-C4	-5.36	123.78	127.00
36	A5	2231	C	C2-N1-C1'	5.36	124.70	118.80
36	A5	3028	G	C8-N9-C1'	-5.36	120.03	127.00
36	A1	2809	C	N3-C4-C5	5.36	124.05	121.90
80	A6	477	A	N9-C4-C5	-5.36	103.66	105.80
37	A7	83	U	N3-C4-O4	-5.36	115.65	119.40
53	DP	127	ARG	NE-CZ-NH2	-5.36	117.62	120.30
1	A2	554	C	C6-N1-C1'	-5.36	114.37	120.80
1	A2	1642	G	N3-C4-N9	5.36	129.22	126.00
36	A1	1445	U	C6-N1-C2	5.36	124.22	121.00
56	BS	115	ARG	NE-CZ-NH2	-5.36	117.62	120.30
80	A6	434	G	N1-C6-O6	-5.36	116.68	119.90
80	A6	991	G	C6-N1-C2	-5.36	121.88	125.10
80	A6	1085	G	N1-C2-N2	-5.36	111.38	116.20
36	A5	1838	G	C6-N1-C2	-5.36	121.88	125.10
36	A5	1889	G	C4-C5-N7	-5.36	108.66	110.80
36	A5	2609	A	N7-C8-N9	-5.36	111.12	113.80
36	A5	3179	U	N1-C2-O2	5.36	126.55	122.80
36	A5	322	U	C2-N3-C4	-5.36	123.78	127.00
36	A5	948	C	C4-C5-C6	5.36	120.08	117.40
36	A5	1312	C	C5-C4-N4	5.36	123.95	120.20
36	A5	1319	G	N1-C2-N2	-5.36	111.38	116.20
36	A5	2836	C	N1-C2-O2	-5.36	115.68	118.90
1	A2	350	U	C5-C6-N1	-5.36	120.02	122.70
1	A2	720	G	P-O3'-C3'	5.36	126.13	119.70
36	A1	367	A	C5-C6-N1	-5.36	115.02	117.70
36	A1	640	U	N1-C2-O2	5.36	126.55	122.80
36	A1	805	G	C5-C6-N1	5.36	114.18	111.50
36	A1	2674	A	N1-C6-N6	-5.36	115.39	118.60
36	A1	2871	G	N3-C4-C5	5.36	131.28	128.60
80	A6	3	U	N3-C4-O4	-5.36	115.65	119.40
80	A6	93	A	N9-C4-C5	-5.36	103.66	105.80
80	A6	146	U	N1-C2-O2	5.36	126.55	122.80
80	A6	1724	U	C5-C4-O4	-5.36	122.69	125.90
80	A6	1783	C	N3-C4-C5	-5.36	119.76	121.90
36	A5	408	A	C2-N3-C4	-5.36	107.92	110.60
36	A5	1143	A	C2-N3-C4	-5.36	107.92	110.60
36	A5	2369	G	N3-C2-N2	5.36	123.65	119.90

Continued on next page...

Continued from previous page...

Mol	Chain	Res	Type	Atoms	Z	Observed(°)	Ideal(°)
36	A5	2755	C	N1-C2-O2	-5.36	115.69	118.90
36	A5	3112	G	N7-C8-N9	-5.36	110.42	113.10
1	A2	932	U	C6-N1-C1'	5.36	128.70	121.20
1	A2	1524	A	N1-C6-N6	-5.36	115.39	118.60
36	A1	2345	A	C2-N3-C4	-5.36	107.92	110.60
80	A6	1458	G	C8-N9-C1'	-5.36	120.04	127.00
36	A5	3138	U	N3-C2-O2	5.36	125.95	122.20
36	A5	3246	G	N1-C6-O6	5.36	123.11	119.90
37	A7	115	G	C8-N9-C4	-5.36	104.26	106.40
1	A2	1769	U	C5-C4-O4	5.35	129.11	125.90
36	A1	701	G	C5-N7-C8	-5.35	101.62	104.30
36	A1	843	A	C8-N9-C4	5.35	107.94	105.80
36	A1	1362	G	N7-C8-N9	-5.35	110.42	113.10
80	A6	1100	G	N1-C2-N3	5.35	127.11	123.90
36	A1	73	C	C4-C5-C6	5.35	120.08	117.40
36	A1	1164	G	C2-N3-C4	-5.35	109.22	111.90
36	A1	1506	A	N1-C2-N3	5.35	131.98	129.30
36	A1	1512	U	N1-C2-N3	5.35	118.11	114.90
36	A1	2315	G	C5-C6-O6	5.35	131.81	128.60
36	A1	2884	C	C5-C4-N4	-5.35	116.45	120.20
80	A6	148	A	C8-N9-C4	-5.35	103.66	105.80
36	A5	14	U	N3-C4-C5	5.35	117.81	114.60
36	A5	590	G	C2-N3-C4	5.35	114.58	111.90
36	A5	702	C	N3-C4-C5	5.35	124.04	121.90
36	A5	1152	G	N9-C4-C5	5.35	107.54	105.40
36	A1	276	U	C2-N3-C4	-5.35	123.79	127.00
36	A1	1180	A	C4-C5-C6	5.35	119.68	117.00
36	A1	1472	U	C5-C4-O4	-5.35	122.69	125.90
36	A1	2244	A	N1-C6-N6	-5.35	115.39	118.60
36	A5	3227	A	C2-N3-C4	-5.35	107.92	110.60
38	A8	135	G	C4-C5-N7	-5.35	108.66	110.80
40	DB	4	ARG	NE-CZ-NH2	-5.35	117.62	120.30
36	A1	1183	C	C6-N1-C2	5.35	122.44	120.30
36	A1	2233	A	N1-C6-N6	-5.35	115.39	118.60
36	A1	3111	U	C6-N1-C2	5.35	124.21	121.00
38	A4	88	A	C4-C5-N7	5.35	113.38	110.70
80	A6	866	G	N1-C6-O6	-5.35	116.69	119.90
36	A5	283	G	C5-C6-O6	-5.35	125.39	128.60
36	A5	354	U	C5-C6-N1	-5.35	120.03	122.70
36	A5	372	A	N1-C6-N6	5.35	121.81	118.60
36	A5	564	G	C5-N7-C8	5.35	106.97	104.30
36	A5	688	G	N3-C4-N9	-5.35	122.79	126.00

Continued on next page...

Continued from previous page...

Mol	Chain	Res	Type	Atoms	Z	Observed(°)	Ideal(°)
36	A5	810	A	C4-C5-N7	-5.35	108.03	110.70
36	A5	1838	G	C4-C5-N7	-5.35	108.66	110.80
36	A5	2342	U	N3-C4-C5	5.35	117.81	114.60
36	A5	2891	U	N1-C2-N3	5.35	118.11	114.90
36	A5	3368	U	C2-N1-C1'	-5.35	111.28	117.70
1	A2	313	U	C5-C4-O4	5.35	129.11	125.90
1	A2	343	C	C6-N1-C2	-5.35	118.16	120.30
17	AP	60	LEU	CA-CB-CG	5.35	127.60	115.30
36	A1	1388	U	N1-C2-O2	-5.35	119.06	122.80
80	A6	336	G	N7-C8-N9	-5.35	110.43	113.10
36	A5	909	G	N7-C8-N9	-5.35	110.43	113.10
36	A5	1321	G	C8-N9-C4	5.35	108.54	106.40
36	A5	1506	A	N9-C4-C5	5.35	107.94	105.80
36	A5	3055	U	C6-N1-C1'	-5.35	113.71	121.20
36	A5	3347	A	C8-N9-C4	5.35	107.94	105.80
36	A5	3078	U	C2-N1-C1'	5.35	124.11	117.70
1	A2	1461	C	C6-N1-C2	5.34	122.44	120.30
36	A1	715	A	C8-N9-C4	-5.34	103.66	105.80
36	A1	806	A	C8-N9-C4	5.34	107.94	105.80
36	A1	857	G	N1-C2-N2	-5.34	111.39	116.20
36	A1	2644	C	N1-C2-N3	5.34	122.94	119.20
80	A6	1227	A	P-O3'-C3'	5.34	126.11	119.70
80	A6	1400	A	C5-C6-N1	5.34	120.37	117.70
80	A6	1764	C	N3-C4-C5	5.34	124.04	121.90
36	A5	859	G	N3-C4-C5	-5.34	125.93	128.60
36	A5	1017	C	C2-N1-C1'	5.34	124.68	118.80
56	BS	117	ARG	NE-CZ-NH2	5.34	122.97	120.30
36	A5	1239	C	C2-N1-C1'	5.34	124.68	118.80
36	A5	1375	G	C8-N9-C4	-5.34	104.26	106.40
36	A5	1628	C	C6-N1-C2	-5.34	118.16	120.30
36	A1	582	G	N1-C6-O6	-5.34	116.69	119.90
36	A1	960	U	N3-C2-O2	5.34	125.94	122.20
36	A1	1113	G	N3-C2-N2	-5.34	116.16	119.90
36	A1	2278	C	C5-C4-N4	5.34	123.94	120.20
36	A1	2412	G	C8-N9-C4	-5.34	104.26	106.40
77	Bn	6	ARG	NE-CZ-NH2	-5.34	117.63	120.30
80	A6	124	A	C6-N1-C2	5.34	121.81	118.60
11	CJ	149	ARG	NE-CZ-NH1	5.34	122.97	120.30
36	A5	496	C	N3-C2-O2	-5.34	118.16	121.90
36	A5	1433	A	C6-N1-C2	5.34	121.81	118.60
36	A5	2261	G	N7-C8-N9	-5.34	110.43	113.10
36	A5	2319	U	C5-C6-N1	-5.34	120.03	122.70

Continued on next page...

Continued from previous page...

Mol	Chain	Res	Type	Atoms	Z	Observed(°)	Ideal(°)
36	A5	3048	A	C6-N1-C2	-5.34	115.40	118.60
1	A2	1679	G	N1-C6-O6	-5.34	116.70	119.90
36	A1	115	A	C5-C6-N6	5.34	127.97	123.70
36	A1	867	G	C6-N1-C2	-5.34	121.90	125.10
36	A1	2377	G	C2-N3-C4	-5.34	109.23	111.90
36	A1	2719	U	C6-N1-C1'	5.34	128.67	121.20
80	A6	1329	A	C6-C5-N7	-5.34	128.56	132.30
80	A6	1419	G	C5-C6-N1	-5.34	108.83	111.50
36	A5	1129	A	C5-C6-N1	5.34	120.37	117.70
36	A5	2930	A	C5-C6-N1	5.34	120.37	117.70
36	A1	1187	C	C6-N1-C2	-5.34	118.17	120.30
36	A1	2710	C	C2-N3-C4	-5.34	117.23	119.90
36	A1	2965	U	C6-N1-C2	5.34	124.20	121.00
38	A8	3	A	C5-C6-N1	5.34	120.37	117.70
38	A8	87	G	C4-C5-N7	5.34	112.94	110.80
1	A2	527	A	N7-C8-N9	5.34	116.47	113.80
36	A1	318	A	N1-C6-N6	5.34	121.80	118.60
36	A1	857	G	C8-N9-C4	5.34	108.53	106.40
36	A1	2607	G	N3-C2-N2	5.34	123.64	119.90
36	A1	2786	G	C2-N3-C4	5.34	114.57	111.90
38	A4	121	U	C5-C4-O4	5.34	129.10	125.90
80	A6	542	A	C8-N9-C1'	-5.34	118.10	127.70
80	A6	1185	U	C2-N1-C1'	5.34	124.10	117.70
80	A6	1458	G	C4-C5-N7	5.34	112.94	110.80
36	A5	524	U	C2-N1-C1'	-5.34	111.30	117.70
36	A5	1376	C	C6-N1-C2	5.34	122.43	120.30
36	A5	2300	G	C5-C6-N1	5.34	114.17	111.50
36	A5	2361	A	N9-C4-C5	5.34	107.93	105.80
36	A1	109	A	C5-C6-N6	5.33	127.97	123.70
80	A6	1060	U	N3-C2-O2	-5.33	118.47	122.20
36	A5	509	U	N3-C4-C5	5.33	117.80	114.60
36	A5	514	G	N9-C4-C5	-5.33	103.27	105.40
36	A5	972	A	C4-C5-C6	5.33	119.67	117.00
36	A5	2636	A	N1-C6-N6	-5.33	115.40	118.60
36	A5	3247	G	C5-C6-O6	5.33	131.80	128.60
1	A2	274	G	C8-N9-C4	-5.33	104.27	106.40
1	A2	1145	U	N3-C2-O2	5.33	125.93	122.20
36	A1	1037	C	C6-N1-C2	-5.33	118.17	120.30
36	A1	1882	G	N9-C4-C5	5.33	107.53	105.40
36	A1	2932	U	N3-C4-O4	-5.33	115.67	119.40
41	BC	60	THR	CB-CA-C	-5.33	97.20	111.60
80	A6	411	C	C5-C6-N1	-5.33	118.33	121.00

Continued on next page...

Continued from previous page...

Mol	Chain	Res	Type	Atoms	Z	Observed(°)	Ideal(°)
80	A6	1230	A	N7-C8-N9	5.33	116.47	113.80
20	CS	15	LEU	CA-CB-CG	5.33	127.57	115.30
36	A5	90	C	C6-N1-C2	-5.33	118.17	120.30
36	A5	1906	G	C6-N1-C2	-5.33	121.90	125.10
36	A5	1927	G	C8-N9-C4	-5.33	104.27	106.40
36	A5	2167	A	C5-C6-N1	5.33	120.37	117.70
36	A1	18	G	C8-N9-C4	-5.33	104.27	106.40
36	A1	1142	G	C4-N9-C1'	5.33	133.43	126.50
36	A1	2362	C	N3-C4-N4	5.33	121.73	118.00
36	A1	2549	G	N3-C4-C5	-5.33	125.94	128.60
36	A1	3140	G	N3-C4-C5	-5.33	125.93	128.60
36	A1	3214	U	C4-C5-C6	5.33	122.90	119.70
80	A6	547	U	N3-C4-C5	5.33	117.80	114.60
80	A6	1110	G	C5-N7-C8	5.33	106.97	104.30
80	A6	1522	U	N1-C2-N3	5.33	118.10	114.90
36	A5	98	G	C4-C5-N7	5.33	112.93	110.80
36	A5	1150	A	C5-N7-C8	-5.33	101.23	103.90
1	A2	1052	U	C2-N1-C1'	5.33	124.10	117.70
36	A1	1124	U	C5-C4-O4	-5.33	122.70	125.90
36	A1	1607	U	P-O3'-C3'	5.33	126.10	119.70
36	A1	2411	U	N3-C4-O4	-5.33	115.67	119.40
80	A6	484	C	C2-N1-C1'	5.33	124.66	118.80
36	A5	2664	C	C4-C5-C6	-5.33	114.73	117.40
36	A1	1690	C	C4-C5-C6	5.33	120.06	117.40
36	A1	2244	A	N7-C8-N9	-5.33	111.14	113.80
36	A1	2912	G	C5-C6-N1	5.33	114.16	111.50
36	A1	3293	U	N3-C2-O2	5.33	125.93	122.20
37	A3	52	G	C3'-C2'-C1'	-5.33	97.24	101.50
80	A6	1130	G	N1-C2-N3	5.33	127.10	123.90
36	A5	1788	C	C4-C5-C6	5.33	120.06	117.40
36	A5	1869	C	C5-C6-N1	-5.33	118.33	121.00
36	A5	2639	G	N1-C6-O6	5.33	123.10	119.90
36	A5	3174	A	N1-C6-N6	5.33	121.80	118.60
36	A1	429	U	C5-C6-N1	-5.33	120.04	122.70
80	A6	1749	A	C6-C5-N7	-5.33	128.57	132.30
36	A5	800	G	N9-C4-C5	-5.33	103.27	105.40
36	A5	1307	G	N3-C2-N2	5.33	123.63	119.90
36	A5	1722	U	N1-C2-O2	-5.33	119.07	122.80
36	A5	1939	G	C8-N9-C1'	-5.33	120.08	127.00
36	A5	2897	A	C5-N7-C8	5.33	106.56	103.90
36	A5	2928	C	N3-C4-C5	-5.33	119.77	121.90
36	A5	3045	G	N3-C4-C5	-5.33	125.94	128.60

Continued on next page...

Continued from previous page...

Mol	Chain	Res	Type	Atoms	Z	Observed(°)	Ideal(°)
1	A2	190	C	C6-N1-C2	5.33	122.43	120.30
1	A2	393	C	C2-N1-C1'	-5.33	112.94	118.80
1	A2	1315	U	C5-C4-O4	-5.33	122.70	125.90
1	A2	1778	G	N1-C6-O6	-5.33	116.70	119.90
36	A1	72	C	N1-C2-O2	-5.33	115.70	118.90
36	A1	280	U	C4-C5-C6	-5.33	116.50	119.70
36	A1	2730	G	C2-N3-C4	-5.33	109.24	111.90
36	A1	2786	G	C4-C5-N7	-5.33	108.67	110.80
36	A1	2814	G	C5-N7-C8	5.33	106.96	104.30
36	A5	1054	A	N9-C4-C5	-5.33	103.67	105.80
36	A5	2625	C	N3-C4-C5	5.33	124.03	121.90
36	A5	3045	G	C4-C5-N7	-5.33	108.67	110.80
36	A1	381	U	C5-C6-N1	-5.32	120.04	122.70
36	A1	994	G	C6-N1-C2	-5.32	121.91	125.10
36	A1	1743	G	N7-C8-N9	-5.32	110.44	113.10
36	A1	3181	C	C2-N3-C4	-5.32	117.24	119.90
40	BB	7	GLU	CB-CA-C	5.32	121.05	110.40
80	A6	232	U	C5-C6-N1	5.32	125.36	122.70
1	A2	323	A	N7-C8-N9	5.32	116.46	113.80
36	A1	1399	A	C5-C6-N1	-5.32	115.04	117.70
36	A1	1609	C	N3-C4-N4	5.32	121.73	118.00
36	A1	2165	G	C6-C5-N7	-5.32	127.21	130.40
80	A6	85	A	C8-N9-C4	-5.32	103.67	105.80
80	A6	1099	U	N3-C4-O4	-5.32	115.67	119.40
36	A5	3141	A	N1-C2-N3	5.32	131.96	129.30
1	A2	969	C	N3-C4-C5	5.32	124.03	121.90
36	A1	83	U	C6-N1-C2	5.32	124.19	121.00
36	A1	428	A	C6-N1-C2	-5.32	115.41	118.60
36	A1	963	G	N3-C4-N9	5.32	129.19	126.00
36	A1	1154	A	C5-C6-N1	-5.32	115.04	117.70
41	BC	235	LEU	CB-CG-CD2	-5.32	101.95	111.00
80	A6	958	U	N3-C2-O2	5.32	125.92	122.20
36	A5	1107	C	N3-C4-C5	5.32	124.03	121.90
36	A5	1131	G	N1-C2-N3	5.32	127.09	123.90
36	A5	1490	A	C6-C5-N7	-5.32	128.58	132.30
36	A5	2998	U	C2-N3-C4	-5.32	123.81	127.00
36	A1	1899	G	C4-C5-N7	5.32	112.93	110.80
36	A5	2976	A	C5-C6-N1	5.32	120.36	117.70
36	A5	3025	C	N3-C2-O2	-5.32	118.18	121.90
36	A5	3323	A	N1-C2-N3	5.32	131.96	129.30
1	A2	811	A	C4-N9-C1'	5.32	135.87	126.30
1	A2	1541	G	N3-C4-C5	-5.32	125.94	128.60

Continued on next page...

Continued from previous page...

Mol	Chain	Res	Type	Atoms	Z	Observed(°)	Ideal(°)
1	A2	1754	A	C4-C5-C6	-5.32	114.34	117.00
36	A1	635	G	N9-C4-C5	-5.32	103.27	105.40
36	A1	638	C	C2-N3-C4	-5.32	117.24	119.90
36	A1	682	U	N1-C2-N3	5.32	118.09	114.90
36	A1	1546	A	C5-C6-N1	-5.32	115.04	117.70
36	A1	2970	C	N1-C2-O2	-5.32	115.71	118.90
36	A1	2993	G	C6-C5-N7	5.32	133.59	130.40
36	A1	3375	A	N9-C4-C5	5.32	107.93	105.80
38	A4	107	G	C8-N9-C4	5.32	108.53	106.40
80	A6	163	G	C6-C5-N7	-5.32	127.21	130.40
36	A5	806	A	C6-N1-C2	5.32	121.79	118.60
36	A5	887	G	C4-C5-C6	5.32	121.99	118.80
36	A5	1161	G	C6-C5-N7	5.32	133.59	130.40
36	A5	1317	A	N9-C4-C5	-5.32	103.67	105.80
36	A5	1483	G	N1-C6-O6	-5.32	116.71	119.90
1	A2	214	G	C8-N9-C1'	5.32	133.91	127.00
1	A2	1537	C	C5-C4-N4	-5.32	116.48	120.20
36	A1	425	G	N7-C8-N9	5.32	115.76	113.10
36	A1	2134	G	N3-C4-N9	5.32	129.19	126.00
36	A1	2853	A	C6-C5-N7	-5.32	128.58	132.30
38	A4	77	A	C2-N3-C4	-5.32	107.94	110.60
54	BQ	179	ARG	NE-CZ-NH2	-5.32	117.64	120.30
80	A6	396	G	N3-C4-N9	5.32	129.19	126.00
36	A5	588	G	C5-C6-N1	5.32	114.16	111.50
36	A5	1346	G	C8-N9-C4	5.32	108.53	106.40
36	A5	1833	G	N1-C2-N2	-5.32	111.42	116.20
36	A5	2942	C	N1-C2-O2	-5.32	115.71	118.90
36	A5	3019	U	C6-N1-C2	5.32	124.19	121.00
36	A1	78	U	C4-C5-C6	5.31	122.89	119.70
36	A1	89	A	C4-C5-C6	5.31	119.66	117.00
1	A2	557	G	N3-C4-C5	-5.31	125.94	128.60
36	A1	276	U	N3-C2-O2	-5.31	118.48	122.20
36	A1	2634	U	N1-C2-O2	-5.31	119.08	122.80
36	A1	2977	G	C5-N7-C8	5.31	106.96	104.30
80	A6	65	A	C6-C5-N7	-5.31	128.58	132.30
80	A6	571	G	C8-N9-C4	-5.31	104.28	106.40
80	A6	1087	A	N1-C2-N3	5.31	131.96	129.30
36	A5	1011	A	C2-N3-C4	-5.31	107.94	110.60
36	A5	1786	G	N3-C4-C5	-5.31	125.94	128.60
36	A5	2987	A	N7-C8-N9	-5.31	111.14	113.80
36	A5	3307	A	C6-N1-C2	5.31	121.79	118.60
36	A5	3369	G	C5-C6-N1	5.31	114.16	111.50

Continued on next page...

Continued from previous page...

Mol	Chain	Res	Type	Atoms	Z	Observed(°)	Ideal(°)
38	A8	126	A	N7-C8-N9	5.31	116.46	113.80
43	DE	26	ARG	NE-CZ-NH2	-5.31	117.64	120.30
36	A1	1331	U	C5-C4-O4	-5.31	122.71	125.90
36	A1	1524	A	N1-C2-N3	5.31	131.96	129.30
80	A6	1649	G	N1-C2-N2	-5.31	111.42	116.20
36	A5	1442	U	C2-N3-C4	-5.31	123.81	127.00
36	A5	1586	G	C6-C5-N7	-5.31	127.21	130.40
36	A1	31	C	C2-N3-C4	-5.31	117.25	119.90
36	A1	635	G	C6-N1-C2	-5.31	121.91	125.10
36	A1	1851	G	C4-C5-C6	5.31	121.99	118.80
36	A1	1851	G	N1-C2-N3	5.31	127.08	123.90
36	A1	2306	C	C2-N3-C4	5.31	122.55	119.90
36	A1	2862	U	C5-C6-N1	-5.31	120.05	122.70
36	A1	3041	U	C2-N3-C4	-5.31	123.81	127.00
36	A5	641	C	C6-N1-C2	-5.31	118.18	120.30
36	A5	969	C	C6-N1-C2	5.31	122.42	120.30
36	A5	1085	A	C4-C5-N7	5.31	113.36	110.70
36	A5	3110	C	C5-C6-N1	-5.31	118.34	121.00
1	A2	1524	A	N1-C2-N3	5.31	131.95	129.30
36	A1	785	G	C5-N7-C8	5.31	106.95	104.30
36	A1	2328	U	N1-C2-O2	5.31	126.52	122.80
36	A1	2644	C	C2-N3-C4	-5.31	117.25	119.90
80	A6	447	U	N3-C2-O2	-5.31	118.48	122.20
80	A6	794	U	N1-C2-O2	5.31	126.52	122.80
36	A5	147	U	C5-C4-O4	5.31	129.09	125.90
36	A5	3046	A	N1-C6-N6	-5.31	115.42	118.60
36	A5	3259	U	C6-N1-C2	-5.31	117.81	121.00
38	A4	140	G	N3-C4-C5	-5.31	125.95	128.60
80	A6	1241	G	C5-N7-C8	-5.31	101.65	104.30
80	A6	1457	C	C4-C5-C6	5.31	120.05	117.40
36	A5	799	G	C5-C6-N1	5.31	114.15	111.50
36	A5	1110	U	N1-C2-N3	-5.31	111.72	114.90
36	A5	2175	U	C2-N1-C1'	-5.31	111.33	117.70
36	A1	249	U	N3-C2-O2	-5.30	118.49	122.20
36	A1	626	U	N3-C4-C5	5.30	117.78	114.60
36	A1	1877	U	N3-C4-C5	5.30	117.78	114.60
37	A3	29	C	C6-N1-C2	-5.30	118.18	120.30
80	A6	944	A	C2-N3-C4	-5.30	107.95	110.60
20	CS	116	LEU	CA-CB-CG	5.30	127.50	115.30
36	A5	587	U	N3-C4-O4	-5.30	115.69	119.40
36	A5	637	C	C2-N3-C4	-5.30	117.25	119.90
36	A5	924	G	C5-C6-O6	-5.30	125.42	128.60

Continued on next page...

Continued from previous page...

Mol	Chain	Res	Type	Atoms	Z	Observed(°)	Ideal(°)
36	A5	2572	C	C6-N1-C1'	-5.30	114.44	120.80
36	A5	3173	G	C4-C5-N7	5.30	112.92	110.80
38	A8	95	G	N3-C4-N9	-5.30	122.82	126.00
80	A6	1244	A	C2-N3-C4	5.30	113.25	110.60
7	CF	70	VAL	CB-CA-C	-5.30	101.32	111.40
36	A5	1846	C	C6-N1-C2	5.30	122.42	120.30
24	AW	93	LEU	CA-CB-CG	5.30	127.49	115.30
36	A1	16	A	C2-N3-C4	-5.30	107.95	110.60
36	A1	428	A	N1-C2-N3	5.30	131.95	129.30
36	A1	1201	C	N3-C4-C5	-5.30	119.78	121.90
36	A1	1387	G	C5-C6-N1	-5.30	108.85	111.50
36	A1	1513	G	C5-C6-N1	5.30	114.15	111.50
36	A1	2147	A	C6-N1-C2	-5.30	115.42	118.60
36	A1	2311	G	C5-N7-C8	-5.30	101.65	104.30
80	A6	1035	G	C6-C5-N7	5.30	133.58	130.40
36	A5	1315	U	C6-N1-C2	5.30	124.18	121.00
36	A5	1378	U	N3-C4-C5	5.30	117.78	114.60
36	A5	2279	A	C2-N3-C4	-5.30	107.95	110.60
36	A5	3385	U	C5-C6-N1	-5.30	120.05	122.70
1	A2	583	C	C2-N1-C1'	5.30	124.63	118.80
36	A1	921	A	C5-C6-N6	-5.30	119.46	123.70
36	A1	1209	G	C4-C5-N7	-5.30	108.68	110.80
36	A1	1887	A	C2-N3-C4	-5.30	107.95	110.60
36	A1	2615	G	N3-C2-N2	-5.30	116.19	119.90
37	A3	96	U	N3-C4-C5	5.30	117.78	114.60
80	A6	1754	A	N9-C4-C5	5.30	107.92	105.80
36	A5	2632	G	N3-C2-N2	5.30	123.61	119.90
36	A5	2884	C	C5-C4-N4	-5.30	116.49	120.20
51	DN	174	ILE	CG1-CB-CG2	-5.30	99.74	111.40
1	A2	1119	G	N3-C4-C5	-5.30	125.95	128.60
36	A1	726	G	C8-N9-C4	-5.30	104.28	106.40
36	A1	2361	A	N7-C8-N9	5.30	116.45	113.80
36	A1	2940	A	C4-C5-N7	-5.30	108.05	110.70
36	A5	637	C	C6-N1-C1'	5.30	127.16	120.80
36	A5	961	C	C5-C6-N1	-5.30	118.35	121.00
36	A1	221	A	N1-C2-N3	5.30	131.95	129.30
36	A1	1929	G	N7-C8-N9	-5.30	110.45	113.10
80	A6	1272	U	N3-C4-C5	-5.30	111.42	114.60
36	A5	661	G	C5-C6-O6	5.30	131.78	128.60
36	A5	1741	A	N1-C2-N3	5.30	131.95	129.30
36	A5	2893	C	N3-C2-O2	5.30	125.61	121.90
37	A7	35	C	N1-C2-O2	-5.30	115.72	118.90

Continued on next page...

Continued from previous page...

Mol	Chain	Res	Type	Atoms	Z	Observed(°)	Ideal(°)
62	DY	103	LYS	CD-CE-NZ	-5.30	99.52	111.70
80	A6	1072	C	N3-C4-C5	5.29	124.02	121.90
36	A5	979	U	C2-N1-C1'	5.29	124.05	117.70
36	A5	2213	A	N7-C8-N9	-5.29	111.15	113.80
1	A2	1763	A	C5-N7-C8	-5.29	101.25	103.90
36	A1	895	A	C6-N1-C2	5.29	121.78	118.60
36	A1	2177	G	C6-N1-C2	-5.29	121.92	125.10
36	A1	2435	G	C2-N3-C4	5.29	114.55	111.90
36	A1	2678	A	C8-N9-C4	-5.29	103.68	105.80
36	A5	656	A	C5-N7-C8	5.29	106.55	103.90
36	A5	960	U	C6-N1-C1'	-5.29	113.79	121.20
36	A5	1050	U	C5-C4-O4	5.29	129.08	125.90
36	A5	1126	G	C5-C6-N1	-5.29	108.85	111.50
36	A5	1140	G	N3-C4-N9	5.29	129.18	126.00
36	A5	1846	C	N1-C2-N3	5.29	122.91	119.20
36	A5	1917	C	C4-C5-C6	5.29	120.05	117.40
36	A5	2359	C	N3-C4-N4	-5.29	114.30	118.00
37	A7	14	U	N1-C2-N3	5.29	118.08	114.90
1	A2	319	U	N1-C2-N3	-5.29	111.73	114.90
36	A1	817	A	N3-C4-C5	-5.29	123.10	126.80
54	BQ	138	LEU	CA-CB-CG	5.29	127.47	115.30
6	CE	38	LEU	CA-CB-CG	5.29	127.47	115.30
36	A5	381	U	C5-C6-N1	-5.29	120.05	122.70
36	A5	2279	A	C5-N7-C8	-5.29	101.25	103.90
36	A5	2525	G	C8-N9-C4	5.29	108.52	106.40
36	A5	2665	U	C5-C6-N1	5.29	125.35	122.70
36	A5	2721	A	N3-C4-C5	-5.29	123.10	126.80
36	A5	2882	U	N3-C4-O4	-5.29	115.69	119.40
1	A2	1086	A	C5-C6-N1	5.29	120.34	117.70
36	A1	517	G	C2-N3-C4	5.29	114.55	111.90
36	A1	2364	G	N1-C6-O6	5.29	123.07	119.90
36	A1	2400	G	N1-C6-O6	5.29	123.07	119.90
36	A5	1369	A	N1-C2-N3	-5.29	126.66	129.30
36	A5	2370	G	N3-C4-N9	5.29	129.17	126.00
1	A2	12	U	N3-C2-O2	-5.29	118.50	122.20
1	A2	1200	G	C8-N9-C4	-5.29	104.28	106.40
1	A2	1370	U	C2-N1-C1'	5.29	124.05	117.70
36	A1	794	U	C5-C4-O4	5.29	129.07	125.90
36	A1	931	C	N1-C2-N3	5.29	122.90	119.20
36	A1	1904	C	C5-C6-N1	5.29	123.64	121.00
36	A1	2651	G	N7-C8-N9	-5.29	110.46	113.10
46	BH	166	ARG	CG-CD-NE	5.29	122.91	111.80

Continued on next page...

Continued from previous page...

Mol	Chain	Res	Type	Atoms	Z	Observed(°)	Ideal(°)
80	A6	296	U	N3-C4-C5	5.29	117.77	114.60
80	A6	420	A	C5-N7-C8	-5.29	101.26	103.90
80	A6	1000	C	N1-C2-N3	5.29	122.90	119.20
36	A5	905	U	C2-N3-C4	-5.29	123.83	127.00
36	A5	1220	U	C5-C6-N1	-5.29	120.06	122.70
1	A2	387	A	N1-C6-N6	-5.29	115.43	118.60
36	A1	639	G	C4-C5-C6	5.29	121.97	118.80
36	A1	1565	G	N7-C8-N9	5.29	115.74	113.10
36	A1	2395	G	C5-N7-C8	5.29	106.94	104.30
36	A1	2989	U	N1-C2-N3	5.29	118.07	114.90
36	A5	929	A	C5-N7-C8	5.29	106.54	103.90
36	A5	992	A	C8-N9-C4	5.29	107.92	105.80
36	A5	1929	G	C2-N3-C4	-5.29	109.26	111.90
36	A5	3171	U	C6-N1-C2	5.29	124.17	121.00
1	A2	151	G	C5-C6-N1	5.29	114.14	111.50
36	A1	811	U	C2-N3-C4	-5.29	123.83	127.00
36	A1	835	G	C5-C6-O6	-5.29	125.43	128.60
36	A1	3207	U	C6-N1-C1'	5.29	128.60	121.20
36	A5	406	G	O4'-C1'-N9	5.29	112.43	108.20
36	A5	975	C	N1-C2-N3	5.29	122.90	119.20
36	A5	1828	A	C2-N3-C4	-5.29	107.96	110.60
36	A5	2506	U	C5-C6-N1	5.29	125.34	122.70
36	A5	2648	G	N9-C4-C5	-5.29	103.29	105.40
1	A2	1520	U	C5-C6-N1	-5.28	120.06	122.70
36	A1	1587	A	C5-C6-N1	5.28	120.34	117.70
80	A6	251	A	C2-N3-C4	-5.28	107.96	110.60
80	A6	1466	G	C5-C6-N1	-5.28	108.86	111.50
12	CK	88	PRO	N-CA-CB	5.28	109.64	103.30
36	A5	1190	A	C4-N9-C1'	5.28	135.81	126.30
36	A5	1421	G	N3-C4-C5	5.28	131.24	128.60
36	A5	2374	C	C5-C4-N4	5.28	123.90	120.20
36	A5	1007	U	N3-C4-C5	5.28	117.77	114.60
36	A5	1445	U	N1-C2-O2	-5.28	119.10	122.80
36	A5	2549	G	C5-N7-C8	-5.28	101.66	104.30
1	A2	1200	G	N7-C8-N9	5.28	115.74	113.10
36	A1	355	A	C8-N9-C4	5.28	107.91	105.80
36	A1	796	U	N3-C2-O2	5.28	125.90	122.20
36	A1	1916	U	N3-C4-C5	5.28	117.77	114.60
36	A1	3208	G	N3-C2-N2	-5.28	116.20	119.90
36	A1	3334	U	N1-C2-N3	5.28	118.07	114.90
37	A3	120	C	C6-N1-C2	5.28	122.41	120.30
80	A6	1455	G	N3-C2-N2	-5.28	116.20	119.90

Continued on next page...

Continued from previous page...

Mol	Chain	Res	Type	Atoms	Z	Observed(°)	Ideal(°)
36	A5	2422	C	N3-C4-C5	5.28	124.01	121.90
36	A5	2763	U	C5-C4-O4	-5.28	122.73	125.90
36	A5	2956	A	C5-C6-N1	-5.28	115.06	117.70
36	A1	3101	G	N1-C6-O6	-5.28	116.73	119.90
36	A1	3103	A	C2-N3-C4	-5.28	107.96	110.60
36	A1	3127	A	N9-C4-C5	5.28	107.91	105.80
36	A5	1180	A	C2-N3-C4	-5.28	107.96	110.60
36	A5	2279	A	N1-C6-N6	5.28	121.77	118.60
1	A2	1334	U	N1-C2-N3	5.28	118.07	114.90
36	A1	702	C	N3-C4-N4	5.28	121.69	118.00
36	A1	811	U	C5-C6-N1	-5.28	120.06	122.70
36	A1	1005	G	C8-N9-C4	-5.28	104.29	106.40
36	A1	1369	A	C2-N3-C4	-5.28	107.96	110.60
36	A1	2124	G	C5-C6-O6	-5.28	125.43	128.60
36	A1	2192	C	C4-C5-C6	5.28	120.04	117.40
36	A1	3256	G	C2-N3-C4	5.28	114.54	111.90
38	A4	1	A	C5-N7-C8	-5.28	101.26	103.90
80	A6	800	U	C5-C4-O4	5.28	129.07	125.90
80	A6	1389	C	N1-C2-O2	5.28	122.07	118.90
80	A6	1780	G	C4-C5-N7	5.28	112.91	110.80
36	A5	35	A	N1-C2-N3	5.28	131.94	129.30
36	A5	1080	A	N1-C2-N3	5.28	131.94	129.30
36	A5	1500	G	N7-C8-N9	-5.28	110.46	113.10
36	A5	2144	A	N1-C6-N6	5.28	121.77	118.60
36	A5	2364	G	C4-C5-N7	-5.28	108.69	110.80
1	A2	1086	A	N1-C6-N6	-5.28	115.44	118.60
1	A2	1195	C	P-O3'-C3'	5.28	126.03	119.70
36	A1	600	G	C6-C5-N7	-5.28	127.23	130.40
36	A1	1132	C	N3-C2-O2	-5.28	118.21	121.90
36	A1	1517	G	C4-C5-N7	-5.28	108.69	110.80
36	A1	1660	C	N1-C2-O2	-5.28	115.73	118.90
36	A1	1899	G	C5-N7-C8	-5.28	101.66	104.30
36	A1	2209	U	C5-C6-N1	5.28	125.34	122.70
38	A4	60	U	N1-C2-N3	5.28	118.06	114.90
54	BQ	24	VAL	CB-CA-C	-5.28	101.38	111.40
80	A6	1456	C	C5-C6-N1	-5.28	118.36	121.00
80	A6	1547	A	N1-C6-N6	-5.28	115.44	118.60
51	DN	201	ARG	NE-CZ-NH1	5.28	122.94	120.30
36	A1	3147	G	N1-C6-O6	-5.27	116.74	119.90
80	A6	946	U	N3-C4-C5	-5.27	111.44	114.60
36	A5	1203	A	N1-C6-N6	5.27	121.77	118.60
36	A5	2755	C	C4-C5-C6	5.27	120.04	117.40

Continued on next page...

Continued from previous page...

Mol	Chain	Res	Type	Atoms	Z	Observed(°)	Ideal(°)
37	A7	48	U	N3-C2-O2	5.27	125.89	122.20
1	A2	1170	G	C5-C6-O6	-5.27	125.44	128.60
36	A1	313	A	C6-N1-C2	-5.27	115.44	118.60
36	A1	344	A	C2-N3-C4	5.27	113.24	110.60
36	A1	1131	G	N9-C4-C5	-5.27	103.29	105.40
36	A1	1550	C	N1-C2-O2	-5.27	115.74	118.90
36	A1	1897	G	C4-C5-C6	5.27	121.96	118.80
36	A1	2413	A	C6-N1-C2	5.27	121.76	118.60
36	A1	3325	G	C4-C5-N7	-5.27	108.69	110.80
80	A6	1295	G	N3-C2-N2	-5.27	116.21	119.90
1	A2	1761	U	N1-C2-N3	5.27	118.06	114.90
36	A1	1182	A	N1-C6-N6	5.27	121.76	118.60
51	BN	85	THR	CB-CA-C	-5.27	97.37	111.60
1	A2	1614	A	N1-C6-N6	5.27	121.76	118.60
36	A1	1691	U	C5-C6-N1	-5.27	120.06	122.70
36	A1	1751	G	N1-C6-O6	-5.27	116.74	119.90
36	A1	1893	A	N9-C4-C5	5.27	107.91	105.80
36	A1	2413	A	C2-N3-C4	5.27	113.23	110.60
36	A1	2909	U	C4-C5-C6	5.27	122.86	119.70
42	BD	41	LYS	CD-CE-NZ	5.27	123.82	111.70
80	A6	1031	U	N3-C2-O2	5.27	125.89	122.20
80	A6	1094	G	N3-C4-C5	-5.27	125.97	128.60
80	A6	1423	U	C2-N3-C4	-5.27	123.84	127.00
36	A5	1714	A	C2-N3-C4	-5.27	107.97	110.60
36	A5	2158	A	C5-C6-N1	5.27	120.33	117.70
36	A5	2191	U	C4-C5-C6	5.27	122.86	119.70
36	A5	2321	A	C8-N9-C4	5.27	107.91	105.80
36	A5	2524	A	C2-N3-C4	-5.27	107.97	110.60
36	A5	2921	U	N1-C2-N3	5.27	118.06	114.90
36	A5	2928	C	C2-N1-C1'	5.27	124.60	118.80
36	A5	3052	G	C5-N7-C8	5.27	106.94	104.30
1	A2	1297	G	C4-N9-C1'	-5.27	119.65	126.50
36	A1	375	A	C5-N7-C8	-5.27	101.27	103.90
36	A1	761	A	N1-C2-N3	5.27	131.93	129.30
36	A1	1506	A	C8-N9-C4	-5.27	103.69	105.80
80	A6	1114	G	N3-C4-N9	5.27	129.16	126.00
36	A5	813	G	N3-C4-C5	-5.27	125.97	128.60
36	A5	1724	U	P-O3'-C3'	5.27	126.02	119.70
36	A5	2211	U	C6-N1-C2	-5.27	117.84	121.00
36	A5	2606	G	C6-C5-N7	-5.27	127.24	130.40
36	A5	2692	A	C4-C5-N7	-5.27	108.07	110.70
36	A5	3309	G	C2-N3-C4	5.27	114.53	111.90

Continued on next page...

Continued from previous page...

Mol	Chain	Res	Type	Atoms	Z	Observed(°)	Ideal(°)
36	A1	1227	C	C6-N1-C2	-5.27	118.19	120.30
36	A5	997	A	C8-N9-C4	-5.27	103.69	105.80
36	A5	2163	C	N3-C4-C5	5.27	124.01	121.90
1	A2	1245	G	N3-C4-N9	-5.26	122.84	126.00
36	A1	658	G	N3-C2-N2	-5.26	116.22	119.90
36	A1	1358	C	C6-N1-C2	5.26	122.41	120.30
80	A6	449	C	C5-C6-N1	-5.26	118.37	121.00
80	A6	1675	C	C4-C5-C6	5.26	120.03	117.40
36	A5	141	C	C6-N1-C2	-5.26	118.19	120.30
36	A5	186	U	N1-C2-O2	5.26	126.49	122.80
36	A5	1305	U	C5-C6-N1	-5.26	120.07	122.70
36	A5	1310	G	C5-C6-N1	5.26	114.13	111.50
36	A5	2798	C	N3-C4-C5	-5.26	119.79	121.90
36	A1	21	G	N3-C4-C5	-5.26	125.97	128.60
36	A1	1343	A	N1-C2-N3	5.26	131.93	129.30
36	A5	1939	G	C4-N9-C1'	5.26	133.34	126.50
37	A7	37	G	C8-N9-C4	5.26	108.50	106.40
1	A2	542	A	C5-C6-N1	-5.26	115.07	117.70
36	A1	1332	A	C6-N1-C2	5.26	121.76	118.60
36	A1	2214	A	C5-C6-N1	-5.26	115.07	117.70
36	A1	2286	U	C2-N3-C4	-5.26	123.84	127.00
36	A1	2415	C	N3-C4-C5	5.26	124.00	121.90
80	A6	358	U	N1-C2-N3	5.26	118.06	114.90
80	A6	769	A	N1-C6-N6	-5.26	115.44	118.60
80	A6	1455	G	C8-N9-C4	-5.26	104.30	106.40
25	CX	23	ARG	CG-CD-NE	5.26	122.85	111.80
36	A5	1137	C	N3-C4-C5	-5.26	119.80	121.90
15	AN	22	ALA	C-N-CA	5.26	144.09	122.00
36	A1	373	A	N1-C6-N6	-5.26	115.44	118.60
36	A1	2608	G	C8-N9-C4	5.26	108.50	106.40
40	BB	25	ILE	CB-CA-C	-5.26	101.08	111.60
80	A6	1634	C	N3-C2-O2	-5.26	118.22	121.90
36	A5	282	G	C5-C6-N1	-5.26	108.87	111.50
36	A5	2164	A	C4-C5-C6	5.26	119.63	117.00
36	A5	2790	A	C5-C6-N1	5.26	120.33	117.70
38	A8	147	U	C2-N3-C4	-5.26	123.84	127.00
1	A2	1542	G	N1-C6-O6	-5.26	116.75	119.90
36	A1	426	G	C8-N9-C1'	-5.26	120.17	127.00
36	A1	636	C	C4-C5-C6	5.26	120.03	117.40
36	A1	931	C	N3-C4-C5	5.26	124.00	121.90
36	A1	2940	A	N1-C2-N3	5.26	131.93	129.30
36	A1	3242	G	C4-C5-N7	-5.26	108.70	110.80

Continued on next page...

Continued from previous page...

Mol	Chain	Res	Type	Atoms	Z	Observed(°)	Ideal(°)
38	A4	102	U	N1-C2-N3	5.26	118.06	114.90
36	A5	693	A	C5-C6-N6	5.26	127.91	123.70
1	A2	971	A	N1-C2-N3	5.26	131.93	129.30
1	A2	1600	A	N3-C4-C5	5.26	130.48	126.80
36	A1	1049	C	C2-N3-C4	-5.26	117.27	119.90
36	A1	1409	G	C5-C6-N1	5.26	114.13	111.50
37	A3	93	C	C2-N3-C4	-5.26	117.27	119.90
38	A4	151	C	C6-N1-C2	-5.26	118.20	120.30
80	A6	1317	C	C6-N1-C2	-5.26	118.20	120.30
36	A5	327	A	N1-C2-N3	-5.26	126.67	129.30
36	A5	1178	G	C5-C6-O6	-5.26	125.45	128.60
36	A5	1327	C	C5-C4-N4	5.26	123.88	120.20
36	A5	3294	A	N1-C2-N3	5.26	131.93	129.30
36	A1	301	G	C5-C6-O6	5.25	131.75	128.60
36	A1	984	G	C6-C5-N7	-5.25	127.25	130.40
36	A1	1171	G	C5-C6-N1	5.25	114.13	111.50
36	A5	1516	C	C4-C5-C6	5.25	120.03	117.40
41	DC	190	GLY	N-CA-C	5.25	126.24	113.10
36	A1	1389	G	N9-C4-C5	-5.25	103.30	105.40
36	A1	1431	G	N1-C6-O6	-5.25	116.75	119.90
36	A1	2606	G	C6-C5-N7	-5.25	127.25	130.40
36	A1	2619	G	C5-C6-N1	5.25	114.13	111.50
36	A5	413	U	C5-C4-O4	-5.25	122.75	125.90
36	A5	494	G	N1-C6-O6	-5.25	116.75	119.90
36	A5	515	C	C5-C4-N4	-5.25	116.52	120.20
36	A5	802	C	N3-C2-O2	-5.25	118.22	121.90
36	A5	1856	C	N3-C2-O2	-5.25	118.22	121.90
36	A5	2271	A	C6-C5-N7	5.25	135.98	132.30
36	A5	2724	U	N3-C4-O4	-5.25	115.72	119.40
36	A5	2965	U	N3-C4-O4	5.25	123.08	119.40
36	A5	3005	A	C8-N9-C4	-5.25	103.70	105.80
1	A2	972	G	N1-C6-O6	-5.25	116.75	119.90
1	A2	1648	A	N1-C6-N6	-5.25	115.45	118.60
36	A1	54	C	C4-C5-C6	-5.25	114.77	117.40
36	A1	1421	G	N7-C8-N9	-5.25	110.47	113.10
36	A1	1515	A	N1-C2-N3	5.25	131.93	129.30
36	A1	2805	G	C2-N3-C4	5.25	114.53	111.90
36	A1	3100	U	N3-C4-C5	-5.25	111.45	114.60
80	A6	1129	U	C6-N1-C2	5.25	124.15	121.00
8	CG	193	LEU	CA-CB-CG	5.25	127.38	115.30
36	A5	831	G	C5-C6-O6	-5.25	125.45	128.60
36	A5	1158	A	N9-C4-C5	-5.25	103.70	105.80

Continued on next page...

Continued from previous page...

Mol	Chain	Res	Type	Atoms	Z	Observed(°)	Ideal(°)
36	A5	1925	U	N3-C4-C5	5.25	117.75	114.60
36	A5	2979	U	N1-C2-N3	-5.25	111.75	114.90
36	A1	2381	G	C5-N7-C8	5.25	106.92	104.30
36	A1	2645	G	N3-C2-N2	-5.25	116.22	119.90
80	A6	864	U	N1-C2-N3	5.25	118.05	114.90
36	A5	365	A	C4-C5-N7	5.25	113.33	110.70
36	A5	1792	C	C5-C6-N1	-5.25	118.38	121.00
36	A1	655	C	N1-C2-N3	5.25	122.87	119.20
36	A1	804	C	C6-N1-C1'	5.25	127.10	120.80
36	A1	1807	G	N7-C8-N9	5.25	115.72	113.10
36	A1	2912	G	C5-C6-O6	-5.25	125.45	128.60
36	A1	2996	U	N3-C2-O2	-5.25	118.53	122.20
80	A6	576	G	N3-C4-C5	-5.25	125.97	128.60
5	CD	202	LEU	CA-CB-CG	5.25	127.37	115.30
36	A5	318	A	N1-C2-N3	-5.25	126.67	129.30
36	A5	2851	A	C2-N3-C4	-5.25	107.98	110.60
36	A5	3339	A	N1-C6-N6	5.25	121.75	118.60
52	DO	182[B]	SER	CA-C-N	5.25	128.75	117.20
36	A1	1156	C	N3-C2-O2	-5.25	118.23	121.90
41	BC	198	ARG	NE-CZ-NH2	-5.25	117.68	120.30
36	A5	1100	U	N3-C4-C5	5.25	117.75	114.60
36	A5	1208	U	N1-C2-O2	5.25	126.47	122.80
36	A5	1432	C	C2-N1-C1'	5.25	124.57	118.80
1	A2	582	U	C5-C6-N1	5.25	125.32	122.70
36	A1	1131	G	N3-C2-N2	5.25	123.57	119.90
36	A1	2644	C	N3-C2-O2	-5.25	118.23	121.90
68	Be	16	LYS	CD-CE-NZ	5.25	123.76	111.70
80	A6	106	U	N3-C4-C5	5.25	117.75	114.60
36	A5	496	C	N1-C2-O2	5.25	122.05	118.90
36	A5	928	C	C6-N1-C2	-5.25	118.20	120.30
36	A5	2207	A	C4-C5-N7	5.25	113.32	110.70
47	DI	99	ILE	CB-CA-C	-5.25	101.11	111.60
1	A2	1454	G	C4-C5-N7	-5.24	108.70	110.80
36	A1	801	A	C6-N1-C2	5.24	121.75	118.60
36	A1	1337	A	N1-C2-N3	-5.24	126.68	129.30
80	A6	876	G	C4-C5-C6	5.24	121.95	118.80
80	A6	1282	U	N3-C2-O2	5.24	125.87	122.20
36	A5	404	G	C4-C5-N7	-5.24	108.70	110.80
36	A5	1603	A	C5-C6-N1	-5.24	115.08	117.70
36	A5	1901	A	C8-N9-C1'	-5.24	118.26	127.70
38	A8	77	A	C2-N3-C4	-5.24	107.98	110.60
38	A8	79	A	C4-C5-N7	5.24	113.32	110.70

Continued on next page...

Continued from previous page...

Mol	Chain	Res	Type	Atoms	Z	Observed(°)	Ideal(°)
1	A2	608	U	C5-C6-N1	-5.24	120.08	122.70
36	A1	1160	C	C2-N3-C4	5.24	122.52	119.90
36	A1	1549	U	C6-N1-C1'	-5.24	113.86	121.20
80	A6	1328	G	N9-C4-C5	-5.24	103.30	105.40
36	A5	3335	A	C5-N7-C8	-5.24	101.28	103.90
16	AO	107	ARG	NE-CZ-NH2	5.24	122.92	120.30
36	A1	111	C	C6-N1-C2	5.24	122.40	120.30
36	A1	158	G	C2-N3-C4	-5.24	109.28	111.90
36	A1	696	C	C4-C5-C6	-5.24	114.78	117.40
80	A6	232	U	N3-C2-O2	-5.24	118.53	122.20
80	A6	870	C	C5-C6-N1	-5.24	118.38	121.00
36	A5	218	G	N1-C6-O6	-5.24	116.75	119.90
36	A5	719	U	N3-C2-O2	-5.24	118.53	122.20
36	A5	1834	U	C5-C6-N1	-5.24	120.08	122.70
36	A5	2403	G	N3-C4-N9	5.24	129.14	126.00
36	A5	2604	U	N3-C4-C5	-5.24	111.45	114.60
1	A2	1148	C	N3-C4-C5	5.24	124.00	121.90
36	A1	1303	A	N1-C2-N3	-5.24	126.68	129.30
36	A1	2888	U	C6-N1-C2	5.24	124.14	121.00
36	A1	3072	C	N3-C2-O2	-5.24	118.23	121.90
36	A5	576	C	C2-N3-C4	-5.24	117.28	119.90
36	A5	1116	G	C5-C6-N1	-5.24	108.88	111.50
36	A5	1545	A	C8-N9-C4	5.24	107.90	105.80
36	A5	2852	C	N1-C2-O2	-5.24	115.76	118.90
37	A7	100	C	C2-N3-C4	-5.24	117.28	119.90
36	A1	53	G	C2-N3-C4	-5.24	109.28	111.90
36	A1	1848	G	N1-C2-N3	5.24	127.04	123.90
36	A1	2602	G	N7-C8-N9	-5.24	110.48	113.10
1	A2	1015	U	N1-C2-O2	5.24	126.47	122.80
80	A6	379	U	N1-C2-O2	-5.24	119.14	122.80
80	A6	561	G	C8-N9-C4	-5.24	104.31	106.40
36	A5	784	A	C4-C5-N7	5.24	113.32	110.70
36	A5	808	A	C6-N1-C2	5.24	121.74	118.60
36	A5	1325	U	N1-C2-N3	5.24	118.04	114.90
36	A5	2213	A	C5-N7-C8	5.24	106.52	103.90
38	A8	113	U	C5-C4-O4	-5.24	122.76	125.90
36	A5	568	G	N1-C6-O6	-5.23	116.76	119.90
36	A5	2344	U	N1-C2-N3	5.23	118.04	114.90
36	A5	3094	A	C5-N7-C8	5.23	106.52	103.90
37	A7	1	G	C4-C5-N7	5.23	112.89	110.80
1	A2	938	G	N3-C2-N2	5.23	123.56	119.90
1	A2	1258	U	N1-C2-N3	5.23	118.04	114.90

Continued on next page...

Continued from previous page...

Mol	Chain	Res	Type	Atoms	Z	Observed(°)	Ideal(°)
36	A1	1391	C	C2-N3-C4	-5.23	117.28	119.90
36	A1	2184	U	C6-N1-C1'	-5.23	113.87	121.20
36	A1	2533	G	N3-C4-C5	-5.23	125.98	128.60
36	A1	2606	G	C8-N9-C1'	-5.23	120.20	127.00
80	A6	794	U	N3-C2-O2	-5.23	118.54	122.20
36	A5	1693	C	N1-C2-O2	-5.23	115.76	118.90
36	A5	2118	C	C5-C4-N4	5.23	123.86	120.20
36	A5	2930	A	N1-C2-N3	-5.23	126.68	129.30
55	DR	42	ARG	NE-CZ-NH2	-5.23	117.68	120.30
36	A1	643	U	C5-C6-N1	5.23	125.32	122.70
36	A1	2169	G	N9-C4-C5	5.23	107.49	105.40
36	A1	2776	C	C5-C4-N4	-5.23	116.54	120.20
80	A6	484	C	C5-C4-N4	-5.23	116.54	120.20
80	A6	1274	C	C5-C4-N4	5.23	123.86	120.20
80	A6	1638	G	C4-C5-N7	-5.23	108.71	110.80
36	A5	432	G	N3-C2-N2	5.23	123.56	119.90
36	A5	804	C	C2-N1-C1'	-5.23	113.05	118.80
36	A5	1404	G	N1-C2-N2	-5.23	111.49	116.20
36	A5	1603	A	C4-C5-C6	5.23	119.61	117.00
36	A5	1655	G	C5-N7-C8	-5.23	101.69	104.30
36	A5	2897	A	N7-C8-N9	-5.23	111.19	113.80
48	DJ	10	ARG	NE-CZ-NH2	-5.23	117.69	120.30
54	DQ	178	ARG	NE-CZ-NH2	-5.23	117.69	120.30
1	A2	440	U	N1-C2-O2	5.23	126.46	122.80
1	A2	1188	G	C8-N9-C4	5.23	108.49	106.40
36	A1	22	G	C6-N1-C2	-5.23	121.96	125.10
36	A1	806	A	N9-C4-C5	-5.23	103.71	105.80
38	A4	74	U	N1-C2-N3	5.23	118.04	114.90
80	A6	1605	G	N1-C6-O6	-5.23	116.76	119.90
36	A5	227	G	N1-C6-O6	5.23	123.04	119.90
1	A2	647	G	C8-N9-C4	-5.23	104.31	106.40
1	A2	971	A	C2-N3-C4	-5.23	107.99	110.60
1	A2	1116	A	N1-C6-N6	5.23	121.74	118.60
36	A1	72	C	C5-C6-N1	-5.23	118.39	121.00
36	A1	652	G	N3-C4-C5	-5.23	125.99	128.60
36	A1	1578	C	C6-N1-C2	-5.23	118.21	120.30
36	A1	2350	C	N1-C2-N3	5.23	122.86	119.20
36	A1	2887	A	C4-C5-N7	5.23	113.31	110.70
80	A6	1300	A	N1-C6-N6	-5.23	115.46	118.60
36	A5	299	G	C5-C6-N1	5.23	114.11	111.50
36	A5	333	G	C2-N3-C4	-5.23	109.29	111.90
36	A5	894	G	C4-C5-N7	5.23	112.89	110.80

Continued on next page...

Continued from previous page...

Mol	Chain	Res	Type	Atoms	Z	Observed(°)	Ideal(°)
36	A5	2772	C	P-O3'-C3'	5.23	125.97	119.70
1	A2	139	C	C4-C5-C6	5.23	120.01	117.40
36	A1	363	G	N1-C6-O6	5.23	123.04	119.90
36	A1	1878	G	N1-C6-O6	5.23	123.04	119.90
36	A1	2725	U	N3-C4-O4	-5.23	115.74	119.40
80	A6	1260	U	N1-C2-O2	5.23	126.46	122.80
36	A5	46	U	N1-C2-N3	-5.23	111.76	114.90
36	A5	75	G	C5-C6-N1	5.23	114.11	111.50
36	A5	903	U	N3-C4-C5	5.23	117.73	114.60
36	A5	2245	C	N1-C2-N3	5.23	122.86	119.20
64	Da	15	VAL	N-CA-C	-5.23	96.89	111.00
36	A1	378	A	C4-C5-C6	5.22	119.61	117.00
36	A1	1044	U	N3-C4-C5	5.22	117.73	114.60
37	A3	71	G	N3-C2-N2	5.22	123.56	119.90
80	A6	1681	A	C5-N7-C8	-5.22	101.29	103.90
80	A6	1730	A	C5-C6-N6	-5.22	119.52	123.70
36	A5	857	G	N1-C2-N2	-5.22	111.50	116.20
36	A5	1828	A	N7-C8-N9	5.22	116.41	113.80
36	A5	2391	G	C5-C6-O6	5.22	131.73	128.60
36	A5	3247	G	C4-C5-N7	-5.22	108.71	110.80
38	A8	121	U	N3-C2-O2	-5.22	118.54	122.20
1	A2	308	C	C6-N1-C2	5.22	122.39	120.30
1	A2	1363	U	N3-C2-O2	-5.22	118.54	122.20
1	A2	1462	G	N3-C4-N9	5.22	129.13	126.00
1	A2	1600	A	N1-C2-N3	5.22	131.91	129.30
1	A2	1600	A	C6-C5-N7	-5.22	128.64	132.30
36	A1	28	C	C5-C6-N1	-5.22	118.39	121.00
64	Ba	55	LYS	CD-CE-NZ	-5.22	99.69	111.70
36	A5	1114	U	C2-N3-C4	-5.22	123.87	127.00
36	A5	1733	G	C6-C5-N7	-5.22	127.27	130.40
36	A5	2148	U	N1-C2-N3	5.22	118.03	114.90
36	A1	335	G	N7-C8-N9	5.22	115.71	113.10
36	A1	346	C	N3-C2-O2	-5.22	118.25	121.90
36	A1	1313	G	C6-N1-C2	-5.22	121.97	125.10
80	A6	539	G	C2-N3-C4	-5.22	109.29	111.90
14	CM	58	LEU	CA-CB-CG	5.22	127.31	115.30
1	A2	137	U	N3-C2-O2	-5.22	118.55	122.20
1	A2	987	G	C8-N9-C4	5.22	108.49	106.40
1	A2	1293	U	N3-C2-O2	-5.22	118.55	122.20
36	A1	1337	A	C8-N9-C4	-5.22	103.71	105.80
36	A1	2190	U	N3-C4-C5	5.22	117.73	114.60
36	A1	2238	G	C5-C6-O6	-5.22	125.47	128.60

Continued on next page...

Continued from previous page...

Mol	Chain	Res	Type	Atoms	Z	Observed(°)	Ideal(°)
36	A1	2984	C	N3-C2-O2	-5.22	118.25	121.90
71	Bh	69	LEU	CA-CB-CG	5.22	127.30	115.30
80	A6	791	A	N7-C8-N9	5.22	116.41	113.80
80	A6	1310	U	N3-C4-O4	-5.22	115.75	119.40
36	A5	2139	A	N1-C6-N6	-5.22	115.47	118.60
36	A5	2228	A	N7-C8-N9	5.22	116.41	113.80
36	A5	2379	U	C5-C6-N1	-5.22	120.09	122.70
36	A5	3028	G	N1-C2-N2	-5.22	111.50	116.20
38	A8	109	A	C5-C6-N1	5.22	120.31	117.70
36	A5	197	G	C4-N9-C1'	5.22	133.28	126.50
36	A5	341	G	C4-C5-N7	5.22	112.89	110.80
36	A5	682	U	C2-N3-C4	-5.22	123.87	127.00
36	A5	972	A	C5-N7-C8	5.22	106.51	103.90
36	A5	1167	U	N3-C2-O2	5.22	125.85	122.20
1	A2	1611	A	C6-C5-N7	-5.22	128.65	132.30
36	A1	2953	U	C5-C6-N1	-5.22	120.09	122.70
36	A1	3298	C	N3-C2-O2	5.22	125.55	121.90
36	A5	815	G	N3-C4-C5	-5.22	125.99	128.60
36	A5	868	C	C6-N1-C2	5.22	122.39	120.30
36	A5	1149	G	C4-C5-N7	-5.22	108.71	110.80
36	A5	1324	U	N3-C2-O2	-5.22	118.55	122.20
36	A5	1604	G	N3-C4-C5	-5.22	125.99	128.60
36	A5	2716	U	C5-C4-O4	5.22	129.03	125.90
36	A5	2841	G	N3-C2-N2	5.22	123.55	119.90
37	A7	41	G	C4-C5-N7	5.22	112.89	110.80
36	A1	1010	G	C2-N3-C4	5.21	114.51	111.90
36	A1	1310	G	C4-C5-N7	5.21	112.89	110.80
36	A1	2279	A	N3-C4-N9	5.21	131.57	127.40
36	A1	2965	U	C5-C6-N1	-5.21	120.09	122.70
80	A6	300	A	N7-C8-N9	-5.21	111.19	113.80
36	A5	1527	C	N1-C2-O2	5.21	122.03	118.90
36	A5	2375	G	C5-N7-C8	-5.21	101.69	104.30
36	A5	2721	A	C5-C6-N1	5.21	120.31	117.70
1	A2	63	G	C5-C6-O6	5.21	131.73	128.60
80	A6	1108	G	N1-C6-O6	-5.21	116.77	119.90
80	A6	1522	U	C2-N1-C1'	-5.21	111.44	117.70
36	A5	84	U	N3-C4-O4	5.21	123.05	119.40
36	A5	307	A	N9-C4-C5	5.21	107.89	105.80
36	A5	625	G	N3-C4-N9	-5.21	122.87	126.00
36	A5	1153	A	C5-C6-N6	-5.21	119.53	123.70
36	A5	3106	A	C8-N9-C4	-5.21	103.72	105.80
1	A2	687	G	N3-C4-N9	-5.21	122.87	126.00

Continued on next page...

Continued from previous page...

Mol	Chain	Res	Type	Atoms	Z	Observed(°)	Ideal(°)
36	A1	634	C	C5-C6-N1	-5.21	118.39	121.00
36	A1	880	G	C8-N9-C1'	5.21	133.77	127.00
36	A1	912	G	C5-C6-O6	-5.21	125.47	128.60
36	A1	1075	A	C8-N9-C4	5.21	107.89	105.80
36	A1	1173	U	N3-C4-O4	-5.21	115.75	119.40
36	A1	1640	G	C4-C5-N7	5.21	112.88	110.80
36	A1	2596	U	C5-C4-O4	-5.21	122.77	125.90
36	A1	2794	G	C8-N9-C1'	5.21	133.78	127.00
36	A1	3110	C	C2-N1-C1'	5.21	124.53	118.80
36	A1	3318	G	C4-C5-C6	5.21	121.93	118.80
80	A6	611	U	N1-C2-O2	-5.21	119.15	122.80
36	A5	410	U	C5-C6-N1	-5.21	120.09	122.70
36	A5	817	A	N9-C4-C5	5.21	107.89	105.80
36	A5	2629	U	C2-N3-C4	-5.21	123.87	127.00
38	A8	45	C	C4-C5-C6	5.21	120.01	117.40
1	A2	811	A	N3-C4-C5	-5.21	123.15	126.80
49	BL	36	ARG	NE-CZ-NH1	-5.21	117.69	120.30
36	A5	329	U	C6-N1-C2	5.21	124.13	121.00
37	A7	88	G	N1-C6-O6	-5.21	116.77	119.90
1	A2	7	G	N9-C4-C5	5.21	107.48	105.40
36	A1	1345	G	N7-C8-N9	5.21	115.70	113.10
36	A1	1780	G	C8-N9-C1'	-5.21	120.23	127.00
80	A6	628	G	N1-C6-O6	-5.21	116.78	119.90
80	A6	1000	C	C2-N3-C4	-5.21	117.30	119.90
80	A6	1123	C	N3-C4-C5	5.21	123.98	121.90
80	A6	1483	A	N1-C6-N6	5.21	121.72	118.60
80	A6	1665	U	C5-C6-N1	5.21	125.31	122.70
36	A5	1518	U	C4-C5-C6	-5.21	116.57	119.70
36	A5	2934	A	N1-C6-N6	-5.21	115.47	118.60
36	A5	3103	A	C6-N1-C2	-5.21	115.47	118.60
36	A5	3381	U	C5-C6-N1	-5.21	120.09	122.70
1	A2	1648	A	C5-C6-N1	5.21	120.30	117.70
36	A1	500	C	N1-C2-N3	5.21	122.84	119.20
36	A1	3042	U	C5-C6-N1	-5.21	120.10	122.70
36	A5	689	U	N3-C4-C5	5.21	117.72	114.60
36	A5	1013	G	C4-N9-C1'	5.21	133.27	126.50
36	A5	3098	G	N3-C2-N2	5.21	123.55	119.90
36	A5	3124	G	C4-C5-N7	-5.21	108.72	110.80
36	A5	3315	G	C4-C5-N7	-5.21	108.72	110.80
38	A8	99	C	C5-C6-N1	-5.21	118.40	121.00
1	A2	1784	C	N3-C4-C5	5.21	123.98	121.90
36	A5	1704	A	C8-N9-C4	5.21	107.88	105.80

Continued on next page...

Continued from previous page...

Mol	Chain	Res	Type	Atoms	Z	Observed(°)	Ideal(°)
36	A5	2732	G	C5-N7-C8	5.21	106.90	104.30
37	A7	40	C	C2-N3-C4	-5.21	117.30	119.90
1	A2	391	A	C4-C5-C6	-5.20	114.40	117.00
36	A1	1817	G	C4-N9-C1'	-5.20	119.74	126.50
36	A1	3203	U	N1-C2-O2	5.20	126.44	122.80
38	A4	137	C	C6-N1-C2	5.20	122.38	120.30
49	BL	27	ASP	CB-CG-OD2	5.20	122.98	118.30
80	A6	941	A	C5-C6-N6	5.20	127.86	123.70
36	A5	2386	A	C4-C5-N7	5.20	113.30	110.70
36	A1	1316	C	N1-C2-N3	5.20	122.84	119.20
36	A1	1419	A	C5-N7-C8	5.20	106.50	103.90
36	A5	1833	G	C5-C6-O6	5.20	131.72	128.60
37	A7	11	A	C5-C6-N1	-5.20	115.10	117.70
36	A1	338	A	N1-C6-N6	5.20	121.72	118.60
36	A1	641	C	C5-C6-N1	-5.20	118.40	121.00
36	A1	644	G	N3-C4-N9	-5.20	122.88	126.00
36	A1	1549	U	N3-C2-O2	-5.20	118.56	122.20
80	A6	1414	U	C2-N3-C4	-5.20	123.88	127.00
80	A6	1609	U	N1-C2-O2	-5.20	119.16	122.80
36	A5	735	A	N7-C8-N9	5.20	116.40	113.80
36	A5	861	C	N3-C4-N4	5.20	121.64	118.00
36	A5	1458	U	C5-C4-O4	-5.20	122.78	125.90
36	A5	1876	U	C6-N1-C2	-5.20	117.88	121.00
36	A5	3302	U	C5-C6-N1	-5.20	120.10	122.70
41	DC	98	ARG	NE-CZ-NH2	-5.20	117.70	120.30
1	A2	149	C	C6-N1-C2	5.20	122.38	120.30
1	A2	1330	G	C8-N9-C1'	5.20	133.76	127.00
36	A1	39	A	N1-C6-N6	5.20	121.72	118.60
36	A1	343	U	C2-N3-C4	-5.20	123.88	127.00
36	A1	1082	U	N3-C2-O2	-5.20	118.56	122.20
36	A1	1481	A	C4-C5-C6	5.20	119.60	117.00
80	A6	452	A	C8-N9-C4	5.20	107.88	105.80
36	A5	881	C	C5-C6-N1	5.20	123.60	121.00
36	A5	999	G	C5-C6-N1	5.20	114.10	111.50
36	A5	1183	C	N3-C4-N4	-5.20	114.36	118.00
36	A5	2364	G	C8-N9-C4	-5.20	104.32	106.40
36	A5	2416	U	N1-C2-N3	5.20	118.02	114.90
36	A5	3075	G	C5-N7-C8	5.20	106.90	104.30
36	A5	3101	G	N3-C2-N2	5.20	123.54	119.90
36	A5	3177	G	C2-N3-C4	-5.20	109.30	111.90
37	A7	50	U	C6-N1-C2	-5.20	117.88	121.00
1	A2	192	U	C5-C6-N1	5.20	125.30	122.70

Continued on next page...

Continued from previous page...

Mol	Chain	Res	Type	Atoms	Z	Observed(°)	Ideal(°)
1	A2	1000	C	C6-N1-C2	5.20	122.38	120.30
36	A1	28	C	N1-C2-O2	5.20	122.02	118.90
36	A1	809	G	C5-C6-O6	-5.20	125.48	128.60
36	A1	864	G	N3-C4-N9	5.20	129.12	126.00
80	A6	108	A	C6-N1-C2	-5.20	115.48	118.60
36	A5	376	G	N3-C4-C5	-5.20	126.00	128.60
36	A5	559	A	C8-N9-C4	-5.20	103.72	105.80
36	A5	595	G	C5-C6-O6	5.20	131.72	128.60
36	A5	2632	G	C6-N1-C2	5.20	128.22	125.10
1	A2	577	G	C2-N3-C4	-5.20	109.30	111.90
36	A1	981	U	C5-C6-N1	5.20	125.30	122.70
36	A1	1362	G	N9-C4-C5	-5.20	103.32	105.40
36	A1	1857	C	N1-C2-N3	5.20	122.84	119.20
38	A4	48	A	C4-C5-C6	5.20	119.60	117.00
80	A6	1190	C	N3-C2-O2	5.20	125.54	121.90
36	A5	421	G	C5-C6-N1	5.20	114.10	111.50
36	A5	424	G	C5-C6-N1	5.20	114.10	111.50
36	A5	635	G	N3-C4-C5	5.20	131.20	128.60
36	A5	2349	U	N1-C2-O2	5.20	126.44	122.80
36	A5	2406	C	C4-C5-C6	5.20	120.00	117.40
36	A5	2737	C	N1-C2-O2	-5.20	115.78	118.90
38	A8	12	A	C8-N9-C4	-5.20	103.72	105.80
1	A2	871	G	N3-C4-N9	5.19	129.12	126.00
36	A1	2197	C	N1-C2-N3	-5.19	115.56	119.20
80	A6	628	G	C5-C6-O6	5.19	131.72	128.60
80	A6	1170	G	C4-N9-C1'	5.19	133.25	126.50
36	A5	1402	C	N1-C2-O2	5.19	122.02	118.90
36	A5	2960	C	C2-N3-C4	-5.19	117.30	119.90
36	A5	3373	U	C2-N3-C4	-5.19	123.88	127.00
1	A2	361	C	C5-C6-N1	5.19	123.60	121.00
1	A2	460	A	C4-C5-C6	-5.19	114.40	117.00
1	A2	555	A	N9-C4-C5	5.19	107.88	105.80
1	A2	605	A	C8-N9-C4	5.19	107.88	105.80
36	A1	3028	G	N3-C4-N9	5.19	129.12	126.00
36	A1	3180	A	N7-C8-N9	5.19	116.40	113.80
80	A6	1787	C	N3-C4-C5	-5.19	119.82	121.90
36	A5	267	G	N7-C8-N9	-5.19	110.50	113.10
36	A5	1597	C	N3-C4-C5	-5.19	119.82	121.90
36	A5	2112	U	N1-C2-N3	5.19	118.02	114.90
1	A2	380	U	C6-N1-C2	-5.19	117.89	121.00
36	A1	59	G	N9-C4-C5	-5.19	103.32	105.40
36	A1	271	C	N3-C2-O2	-5.19	118.27	121.90

Continued on next page...

Continued from previous page...

Mol	Chain	Res	Type	Atoms	Z	Observed(°)	Ideal(°)
36	A1	614	C	C5-C6-N1	-5.19	118.41	121.00
36	A1	652	G	C5-C6-N1	5.19	114.10	111.50
36	A1	2937	G	C4-C5-N7	-5.19	108.72	110.80
36	A1	3355	U	C5-C6-N1	5.19	125.30	122.70
80	A6	691	C	C2-N1-C1'	5.19	124.51	118.80
80	A6	1185	U	N3-C2-O2	-5.19	118.57	122.20
36	A5	367	A	C2-N3-C4	-5.19	108.00	110.60
36	A5	418	A	C4-C5-C6	5.19	119.59	117.00
36	A5	943	U	C5-C4-O4	-5.19	122.79	125.90
36	A5	2193	U	N1-C2-N3	5.19	118.02	114.90
36	A5	2804	A	C2-N3-C4	-5.19	108.00	110.60
36	A5	3387	U	N3-C2-O2	-5.19	118.57	122.20
44	DF	232	ARG	NE-CZ-NH1	-5.19	117.70	120.30
36	A1	616	G	C6-N1-C2	-5.19	121.99	125.10
36	A1	1081	U	C5-C4-O4	-5.19	122.79	125.90
36	A1	1482	A	N3-C4-C5	-5.19	123.17	126.80
36	A5	1513	G	N1-C6-O6	-5.19	116.79	119.90
36	A5	3333	G	C4-C5-N7	5.19	112.88	110.80
1	A2	1245	G	N3-C4-C5	5.19	131.19	128.60
36	A1	586	C	N1-C2-O2	-5.19	115.79	118.90
36	A1	958	C	C2-N3-C4	-5.19	117.31	119.90
36	A1	1000	C	C4-C5-C6	-5.19	114.81	117.40
36	A1	1580	A	C3'-C2'-C1'	5.19	105.65	101.50
36	A1	2377	G	C5-C6-N1	-5.19	108.91	111.50
36	A1	2757	U	N1-C2-O2	-5.19	119.17	122.80
36	A1	2868	U	N3-C4-O4	-5.19	115.77	119.40
37	A3	96	U	C6-N1-C2	5.19	124.11	121.00
38	A4	36	G	N9-C4-C5	5.19	107.47	105.40
80	A6	95	G	N7-C8-N9	5.19	115.69	113.10
80	A6	113	U	N3-C2-O2	5.19	125.83	122.20
80	A6	610	G	N3-C4-N9	5.19	129.11	126.00
80	A6	613	G	N9-C4-C5	-5.19	103.33	105.40
36	A5	83	U	C6-N1-C1'	-5.19	113.94	121.20
36	A5	582	G	C4-C5-N7	-5.19	108.72	110.80
36	A5	872	U	N3-C4-O4	-5.19	115.77	119.40
36	A5	1485	G	N9-C4-C5	5.19	107.47	105.40
36	A5	2899	C	C2-N3-C4	-5.19	117.31	119.90
37	A7	51	A	C2-N3-C4	5.19	113.19	110.60
36	A1	187	A	C8-N9-C4	-5.19	103.73	105.80
80	A6	317	C	C5-C6-N1	-5.19	118.41	121.00
36	A5	340	C	N3-C2-O2	-5.19	118.27	121.90
36	A5	2695	A	C5-N7-C8	-5.19	101.31	103.90

Continued on next page...

Continued from previous page...

Mol	Chain	Res	Type	Atoms	Z	Observed(°)	Ideal(°)
1	A2	445	A	N1-C2-N3	-5.18	126.71	129.30
36	A1	1420	C	C4-C5-C6	5.18	119.99	117.40
36	A1	2307	G	C5-N7-C8	5.18	106.89	104.30
36	A1	2831	G	N1-C6-O6	5.18	123.01	119.90
36	A5	2303	A	C5-C6-N1	5.18	120.29	117.70
36	A5	2724	U	N3-C2-O2	-5.18	118.57	122.20
36	A5	3107	U	N1-C2-O2	5.18	126.43	122.80
52	DO	27[B]	VAL	CA-C-N	5.18	128.61	117.20
63	DZ	121	ARG	NE-CZ-NH1	5.18	122.89	120.30
1	A2	139	C	P-O3'-C3'	5.18	125.92	119.70
1	A2	337	G	N3-C4-C5	-5.18	126.01	128.60
1	A2	704	C	C5-C6-N1	5.18	123.59	121.00
36	A1	90	C	C5-C6-N1	-5.18	118.41	121.00
37	A3	3	U	C2-N3-C4	-5.18	123.89	127.00
80	A6	997	G	C5-C6-O6	5.18	131.71	128.60
80	A6	1272	U	C5-C4-O4	5.18	129.01	125.90
80	A6	1396	U	C5-C6-N1	5.18	125.29	122.70
80	A6	1661	U	C2-N3-C4	-5.18	123.89	127.00
36	A5	28	C	C6-N1-C2	5.18	122.37	120.30
36	A5	926	A	C4-C5-C6	-5.18	114.41	117.00
36	A5	1120	A	N1-C6-N6	-5.18	115.49	118.60
36	A5	1205	A	C5-N7-C8	-5.18	101.31	103.90
36	A5	1242	G	C8-N9-C1'	-5.18	120.26	127.00
36	A5	1312	C	C6-N1-C1'	5.18	127.02	120.80
36	A5	1805	C	C6-N1-C2	5.18	122.37	120.30
36	A5	2942	C	C5-C4-N4	-5.18	116.57	120.20
36	A5	3048	A	C5-C6-N1	5.18	120.29	117.70
38	A8	32	C	N3-C2-O2	5.18	125.53	121.90
52	DO	16[B]	LEU	O-C-N	-5.18	114.39	123.20
1	A2	6	G	N3-C4-N9	5.18	129.11	126.00
36	A1	274	G	C5-C6-O6	5.18	131.71	128.60
36	A1	2727	A	N1-C6-N6	-5.18	115.49	118.60
80	A6	777	C	C6-N1-C2	-5.18	118.23	120.30
36	A1	500	C	N3-C2-O2	-5.18	118.27	121.90
36	A1	929	A	N9-C4-C5	5.18	107.87	105.80
36	A1	999	G	N3-C4-C5	-5.18	126.01	128.60
36	A1	1183	C	C5-C6-N1	-5.18	118.41	121.00
36	A5	39	A	N3-C4-C5	-5.18	123.17	126.80
36	A5	610	G	C5-C6-N1	5.18	114.09	111.50
36	A5	809	G	C8-N9-C4	5.18	108.47	106.40
36	A5	902	G	N7-C8-N9	-5.18	110.51	113.10
36	A5	2833	A	C6-C5-N7	5.18	135.93	132.30

Continued on next page...

Continued from previous page...

Mol	Chain	Res	Type	Atoms	Z	Observed(°)	Ideal(°)
37	A7	90	U	C2-N3-C4	-5.18	123.89	127.00
38	A8	34	U	C2-N3-C4	-5.18	123.89	127.00
38	A8	109	A	C5-N7-C8	-5.18	101.31	103.90
68	De	33	ARG	NE-CZ-NH2	-5.18	117.71	120.30
36	A1	874	U	C6-N1-C2	5.18	124.11	121.00
36	A1	2363	A	C6-C5-N7	5.18	135.93	132.30
80	A6	1305	U	N1-C2-N3	5.18	118.01	114.90
41	DC	230	VAL	CB-CA-C	-5.18	101.56	111.40
1	A2	1171	A	N1-C6-N6	-5.18	115.49	118.60
1	A2	1245	G	C4-N9-C1'	-5.18	119.77	126.50
36	A1	726	G	C4-C5-N7	5.18	112.87	110.80
36	A1	2222	A	N1-C2-N3	5.18	131.89	129.30
36	A1	2341	A	C6-N1-C2	-5.18	115.49	118.60
36	A1	2733	A	N7-C8-N9	-5.18	111.21	113.80
36	A1	2953	U	N1-C2-O2	-5.18	119.18	122.80
36	A1	3176	G	N3-C2-N2	-5.18	116.28	119.90
80	A6	90	C	N3-C2-O2	-5.18	118.28	121.90
80	A6	109	G	C5-N7-C8	5.18	106.89	104.30
80	A6	110	U	N3-C2-O2	-5.18	118.58	122.20
80	A6	209	U	N1-C2-O2	-5.18	119.18	122.80
80	A6	1733	C	C6-N1-C2	-5.18	118.23	120.30
36	A5	80	G	C5-C6-O6	5.18	131.71	128.60
36	A5	1377	G	C8-N9-C4	-5.18	104.33	106.40
36	A5	2526	C	C6-N1-C1'	-5.18	114.59	120.80
36	A5	2884	C	N3-C4-N4	5.18	121.62	118.00
1	A2	1051	G	C8-N9-C1'	-5.17	120.27	127.00
36	A1	336	A	C2-N3-C4	5.17	113.19	110.60
36	A1	2686	A	N1-C6-N6	5.17	121.70	118.60
36	A1	2749	G	C4-C5-N7	5.17	112.87	110.80
43	BE	26	ARG	NE-CZ-NH2	-5.17	117.71	120.30
80	A6	583	C	C6-N1-C2	-5.17	118.23	120.30
80	A6	1020	A	C4-C5-C6	5.17	119.59	117.00
80	A6	1654	G	N3-C2-N2	-5.17	116.28	119.90
36	A5	114	A	C5-C6-N1	-5.17	115.11	117.70
36	A5	928	C	C2-N3-C4	-5.17	117.31	119.90
36	A5	2639	G	C4-C5-C6	5.17	121.90	118.80
36	A5	2693	C	N3-C4-N4	-5.17	114.38	118.00
36	A5	2858	U	C2-N1-C1'	5.17	123.91	117.70
36	A5	3173	G	N3-C4-N9	5.17	129.10	126.00
36	A1	1107	C	C5-C4-N4	-5.17	116.58	120.20
36	A1	2573	G	C8-N9-C4	-5.17	104.33	106.40
36	A1	3140	G	C4-N9-C1'	5.17	133.22	126.50

Continued on next page...

Continued from previous page...

Mol	Chain	Res	Type	Atoms	Z	Observed(°)	Ideal(°)
36	A1	3306	U	C4-C5-C6	5.17	122.80	119.70
36	A5	2135	U	N3-C4-C5	5.17	117.70	114.60
36	A5	2584	G	N7-C8-N9	5.17	115.69	113.10
36	A1	282	G	P-O3'-C3'	5.17	125.91	119.70
36	A1	1335	C	C6-N1-C2	5.17	122.37	120.30
80	A6	464	A	C2-N3-C4	-5.17	108.02	110.60
80	A6	1428	G	N7-C8-N9	5.17	115.69	113.10
36	A5	102	C	C4-C5-C6	5.17	119.99	117.40
36	A5	434	U	N1-C2-O2	5.17	126.42	122.80
36	A5	852	U	N3-C2-O2	-5.17	118.58	122.20
36	A5	968	G	C6-N1-C2	5.17	128.20	125.10
36	A5	1004	U	N1-C2-N3	-5.17	111.80	114.90
36	A5	1633	C	N3-C4-C5	-5.17	119.83	121.90
36	A5	3107	U	N3-C4-O4	-5.17	115.78	119.40
1	A2	240	U	N1-C2-O2	5.17	126.42	122.80
36	A1	1940	G	N1-C6-O6	-5.17	116.80	119.90
36	A1	2740	A	N1-C6-N6	-5.17	115.50	118.60
36	A5	2169	G	N9-C4-C5	5.17	107.47	105.40
36	A5	2550	U	N3-C2-O2	-5.17	118.58	122.20
36	A5	2686	A	N1-C6-N6	5.17	121.70	118.60
36	A5	2716	U	N1-C2-N3	5.17	118.00	114.90
83	Dq	70	LEU	CA-CB-CG	5.17	127.19	115.30
1	A2	49	C	C6-N1-C2	-5.17	118.23	120.30
1	A2	783	G	C8-N9-C1'	-5.17	120.28	127.00
1	A2	1258	U	C5-C6-N1	-5.17	120.12	122.70
1	A2	1448	G	N1-C6-O6	-5.17	116.80	119.90
1	A2	1796	C	C5-C4-N4	5.17	123.82	120.20
36	A1	1507	G	N3-C4-N9	5.17	129.10	126.00
36	A1	2377	G	C6-N1-C2	5.17	128.20	125.10
80	A6	489	C	C2-N1-C1'	5.17	124.48	118.80
3	CB	106	THR	N-CA-CB	5.17	120.12	110.30
36	A5	149	U	N3-C2-O2	-5.17	118.58	122.20
36	A5	580	C	N1-C2-N3	5.17	122.82	119.20
36	A5	1466	G	N1-C6-O6	-5.17	116.80	119.90
36	A5	1845	G	C8-N9-C4	5.17	108.47	106.40
36	A5	2366	C	C2-N3-C4	5.17	122.48	119.90
36	A5	3309	G	C8-N9-C4	-5.17	104.33	106.40
37	A7	41	G	C5-C6-N1	5.17	114.08	111.50
52	DO	104[B]	ILE	CA-C-N	-5.17	105.83	117.20
64	Da	14	HIS	N-CA-C	-5.17	97.05	111.00
1	A2	815	G	C8-N9-C1'	5.17	133.72	127.00
1	A2	1503	A	C5-C6-N1	-5.17	115.12	117.70

Continued on next page...

Continued from previous page...

Mol	Chain	Res	Type	Atoms	Z	Observed(°)	Ideal(°)
36	A1	654	C	C5-C6-N1	-5.17	118.42	121.00
36	A1	949	C	C4-C5-C6	5.17	119.98	117.40
36	A1	1154	A	C4-C5-C6	5.17	119.58	117.00
36	A1	1903	U	N3-C4-O4	-5.17	115.78	119.40
37	A3	22	A	C5-C6-N6	-5.17	119.57	123.70
80	A6	934	C	C2-N1-C1'	5.17	124.48	118.80
80	A6	1560	U	N1-C2-O2	5.17	126.42	122.80
36	A5	1695	U	N3-C2-O2	-5.17	118.58	122.20
36	A5	1872	C	N1-C2-N3	5.17	122.82	119.20
36	A5	2340	U	N3-C2-O2	-5.17	118.58	122.20
38	A8	14	C	N1-C2-O2	-5.17	115.80	118.90
1	A2	1093	A	C8-N9-C4	5.17	107.87	105.80
1	A2	1454	G	C5-N7-C8	5.17	106.88	104.30
36	A1	187	A	C4-C5-C6	5.17	119.58	117.00
36	A1	679	U	C5-C4-O4	5.17	129.00	125.90
80	A6	984	G	C8-N9-C4	5.17	108.47	106.40
36	A5	340	C	C4-C5-C6	5.17	119.98	117.40
36	A5	3018	C	C6-N1-C2	-5.17	118.23	120.30
36	A1	829	U	N1-C2-N3	5.16	118.00	114.90
36	A1	1006	A	C8-N9-C4	-5.16	103.73	105.80
36	A1	1051	U	N3-C4-O4	-5.16	115.78	119.40
36	A1	1131	G	C6-C5-N7	-5.16	127.30	130.40
36	A1	1857	C	C4-C5-C6	5.16	119.98	117.40
36	A1	2551	U	N1-C2-N3	5.16	118.00	114.90
80	A6	1258	U	N1-C2-O2	5.16	126.41	122.80
80	A6	1457	C	C5-C6-N1	-5.16	118.42	121.00
36	A5	110	G	C5-C6-N1	5.16	114.08	111.50
36	A5	234	G	C5-C6-O6	-5.16	125.50	128.60
36	A5	1205	A	C2-N3-C4	5.16	113.18	110.60
36	A5	1658	G	C5-C6-O6	5.16	131.70	128.60
36	A5	2560	C	N1-C2-O2	5.16	122.00	118.90
36	A5	2635	A	C8-N9-C4	-5.16	103.73	105.80
36	A5	3100	U	N3-C2-O2	-5.16	118.58	122.20
36	A5	3215	A	N9-C4-C5	-5.16	103.73	105.80
1	A2	1781	A	C4-C5-N7	-5.16	108.12	110.70
36	A1	1408	G	N1-C6-O6	-5.16	116.80	119.90
36	A1	2828	G	N1-C2-N3	-5.16	120.80	123.90
80	A6	1543	A	N1-C6-N6	5.16	121.70	118.60
36	A5	2565	U	C6-N1-C2	-5.16	117.90	121.00
36	A5	2731	U	N1-C2-N3	5.16	118.00	114.90
36	A5	2881	C	N1-C2-N3	5.16	122.81	119.20
1	A2	68	A	N7-C8-N9	5.16	116.38	113.80

Continued on next page...

Continued from previous page...

Mol	Chain	Res	Type	Atoms	Z	Observed(°)	Ideal(°)
36	A1	342	A	C2-N3-C4	-5.16	108.02	110.60
36	A1	673	U	N3-C4-C5	5.16	117.70	114.60
36	A1	1143	A	N7-C8-N9	5.16	116.38	113.80
36	A1	1803	C	N3-C4-N4	5.16	121.61	118.00
36	A1	3042	U	N3-C4-O4	-5.16	115.79	119.40
36	A1	3378	C	C6-N1-C2	5.16	122.36	120.30
80	A6	54	C	C2-N3-C4	-5.16	117.32	119.90
80	A6	139	C	C5-C4-N4	5.16	123.81	120.20
80	A6	419	G	C5-C6-O6	5.16	131.70	128.60
36	A5	3202	G	C5-C6-O6	5.16	131.70	128.60
51	DN	172	ARG	NE-CZ-NH1	-5.16	117.72	120.30
1	A2	139	C	N1-C2-N3	5.16	122.81	119.20
1	A2	749	U	C5-C6-N1	5.16	125.28	122.70
1	A2	782	U	P-O3'-C3'	5.16	125.89	119.70
1	A2	1189	A	N7-C8-N9	-5.16	111.22	113.80
1	A2	1672	G	N3-C4-C5	-5.16	126.02	128.60
36	A1	2522	G	C8-N9-C1'	-5.16	120.29	127.00
36	A1	3302	U	N1-C2-N3	-5.16	111.81	114.90
36	A5	323	A	N1-C2-N3	5.16	131.88	129.30
36	A5	911	C	C5-C4-N4	-5.16	116.59	120.20
36	A5	2142	A	C5-C6-N6	-5.16	119.57	123.70
36	A5	2848	G	C4-N9-C1'	5.16	133.21	126.50
36	A5	3386	G	N1-C2-N3	5.16	127.00	123.90
37	A7	77	G	C6-C5-N7	-5.16	127.31	130.40
38	A8	8	C	N1-C2-N3	5.16	122.81	119.20
38	A8	24	G	C5-C6-O6	5.16	131.69	128.60
1	A2	140	A	C4-N9-C1'	5.16	135.58	126.30
36	A1	1848	G	C4-C5-N7	5.16	112.86	110.80
80	A6	308	C	C6-N1-C2	5.16	122.36	120.30
80	A6	406	U	C6-N1-C2	5.16	124.09	121.00
80	A6	416	A	N7-C8-N9	5.16	116.38	113.80
80	A6	677	G	C8-N9-C4	5.16	108.46	106.40
80	A6	1186	U	C2-N3-C4	-5.16	123.91	127.00
80	A6	1796	C	C4-C5-C6	5.16	119.98	117.40
37	A7	1	G	N7-C8-N9	5.16	115.68	113.10
37	A7	79	A	C8-N9-C4	-5.16	103.74	105.80
36	A1	596	C	C4-C5-C6	5.16	119.98	117.40
36	A1	659	G	N1-C6-O6	-5.16	116.81	119.90
76	Bm	106	ARG	NE-CZ-NH2	-5.16	117.72	120.30
36	A5	1476	G	N7-C8-N9	-5.16	110.52	113.10
36	A5	1607	U	N3-C4-O4	-5.16	115.79	119.40
36	A5	2272	G	O4'-C1'-N9	5.16	112.32	108.20

Continued on next page...

Continued from previous page...

Mol	Chain	Res	Type	Atoms	Z	Observed(°)	Ideal(°)
36	A5	2855	U	N3-C4-C5	5.16	117.69	114.60
36	A5	3321	C	C6-N1-C2	5.16	122.36	120.30
37	A7	120	C	C5-C6-N1	-5.16	118.42	121.00
36	A1	359	U	N3-C2-O2	-5.15	118.59	122.20
36	A5	985	U	C6-N1-C2	5.15	124.09	121.00
36	A5	996	A	N7-C8-N9	-5.15	111.22	113.80
36	A5	1087	G	N1-C6-O6	5.15	122.99	119.90
36	A5	1543	G	N1-C6-O6	-5.15	116.81	119.90
1	A2	1033	C	N3-C2-O2	-5.15	118.29	121.90
1	A2	1542	G	N9-C4-C5	5.15	107.46	105.40
1	A2	1736	G	C8-N9-C4	5.15	108.46	106.40
36	A1	398	A	N1-C2-N3	-5.15	126.72	129.30
36	A1	821	U	N3-C4-C5	5.15	117.69	114.60
36	A1	1416	C	N3-C4-C5	5.15	123.96	121.90
36	A1	1845	G	C5-C6-N1	5.15	114.08	111.50
36	A1	2240	G	C5-C6-O6	-5.15	125.51	128.60
80	A6	800	U	N3-C2-O2	-5.15	118.59	122.20
80	A6	1415	U	N3-C2-O2	-5.15	118.59	122.20
36	A5	1445	U	C6-N1-C2	5.15	124.09	121.00
36	A5	1832	C	C5-C6-N1	-5.15	118.42	121.00
36	A5	2396	G	C4-C5-N7	-5.15	108.74	110.80
1	A2	494	U	C2-N1-C1'	5.15	123.88	117.70
36	A1	112	U	C6-N1-C2	-5.15	117.91	121.00
36	A1	196	G	C5-C6-O6	-5.15	125.51	128.60
36	A1	2892	A	C5-C6-N6	5.15	127.82	123.70
38	A4	6	U	C5-C6-N1	-5.15	120.12	122.70
36	A5	2706	G	N1-C6-O6	-5.15	116.81	119.90
38	A8	23	U	N3-C2-O2	-5.15	118.59	122.20
1	A2	853	G	C4-C5-N7	5.15	112.86	110.80
80	A6	49	C	C2-N3-C4	-5.15	117.33	119.90
80	A6	637	C	C5-C4-N4	-5.15	116.60	120.20
36	A5	934	G	C8-N9-C1'	-5.15	120.31	127.00
36	A5	2351	U	N1-C2-O2	5.15	126.40	122.80
36	A5	2549	G	C8-N9-C1'	-5.15	120.31	127.00
1	A2	1270	G	N1-C6-O6	-5.15	116.81	119.90
36	A1	249	U	C6-N1-C2	-5.15	117.91	121.00
36	A1	592	A	N1-C6-N6	5.15	121.69	118.60
36	A1	774	G	N1-C6-O6	-5.15	116.81	119.90
36	A1	2647	A	N1-C6-N6	-5.15	115.51	118.60
36	A1	2754	G	N1-C2-N3	5.15	126.99	123.90
36	A1	2838	A	C2-N3-C4	-5.15	108.03	110.60
36	A5	216	G	N9-C4-C5	-5.15	103.34	105.40

Continued on next page...

Continued from previous page...

Mol	Chain	Res	Type	Atoms	Z	Observed(°)	Ideal(°)
36	A5	2634	U	N3-C4-O4	5.15	123.00	119.40
38	A8	95	G	N3-C4-C5	5.15	131.17	128.60
1	A2	766	U	N1-C2-O2	5.15	126.40	122.80
36	A1	223	U	C2-N3-C4	-5.15	123.91	127.00
80	A6	45	U	N3-C4-C5	5.15	117.69	114.60
80	A6	1020	A	N1-C2-N3	5.15	131.87	129.30
36	A5	420	G	C6-C5-N7	-5.15	127.31	130.40
36	A5	523	A	N1-C6-N6	-5.15	115.51	118.60
36	A5	1851	G	C4-N9-C1'	5.15	133.19	126.50
1	A2	944	A	C2-N3-C4	-5.14	108.03	110.60
1	A2	992	A	N7-C8-N9	5.14	116.37	113.80
36	A1	23	A	N3-C4-N9	5.14	131.51	127.40
36	A1	74	G	N3-C2-N2	-5.14	116.30	119.90
36	A1	557	A	C8-N9-C4	5.14	107.86	105.80
36	A1	793	C	N3-C4-N4	5.14	121.60	118.00
36	A1	2407	C	C4-C5-C6	5.14	119.97	117.40
80	A6	1428	G	N1-C6-O6	-5.14	116.81	119.90
80	A6	1722	A	N1-C6-N6	-5.14	115.51	118.60
36	A5	66	A	N7-C8-N9	-5.14	111.23	113.80
36	A5	1942	U	C4-C5-C6	5.14	122.79	119.70
36	A5	2280	A	C5-N7-C8	-5.14	101.33	103.90
37	A7	13	A	C8-N9-C4	-5.14	103.74	105.80
1	A2	432	G	C5-C6-N1	5.14	114.07	111.50
36	A1	126	U	C5-C6-N1	-5.14	120.13	122.70
36	A1	508	U	C2-N3-C4	-5.14	123.92	127.00
36	A1	1305	U	N3-C4-C5	5.14	117.69	114.60
36	A1	2326	A	C5-N7-C8	-5.14	101.33	103.90
36	A1	2638	C	N3-C4-C5	5.14	123.96	121.90
36	A1	3188	G	C2-N3-C4	5.14	114.47	111.90
80	A6	431	C	N3-C2-O2	-5.14	118.30	121.90
80	A6	691	C	N3-C2-O2	-5.14	118.30	121.90
36	A5	112	U	N3-C4-O4	5.14	123.00	119.40
36	A5	863	C	C5-C4-N4	5.14	123.80	120.20
38	A8	51	G	N3-C2-N2	-5.14	116.30	119.90
1	A2	712	G	N7-C8-N9	5.14	115.67	113.10
36	A1	1548	C	N3-C4-C5	-5.14	119.84	121.90
37	A3	4	U	C5-C4-O4	-5.14	122.81	125.90
80	A6	1033	C	N1-C2-O2	-5.14	115.82	118.90
36	A5	1013	G	N3-C4-C5	-5.14	126.03	128.60
1	A2	7	G	C5-C6-O6	5.14	131.68	128.60
36	A1	917	A	N9-C4-C5	5.14	107.86	105.80
36	A1	1770	G	C8-N9-C4	-5.14	104.34	106.40

Continued on next page...

Continued from previous page...

Mol	Chain	Res	Type	Atoms	Z	Observed(°)	Ideal(°)
36	A1	2176	U	N3-C4-O4	-5.14	115.80	119.40
73	Bj	21	ARG	NE-CZ-NH1	5.14	122.87	120.30
80	A6	138	A	N1-C6-N6	-5.14	115.52	118.60
80	A6	308	C	N3-C4-C5	5.14	123.96	121.90
80	A6	871	G	N3-C4-C5	-5.14	126.03	128.60
80	A6	1127	G	N1-C2-N3	5.14	126.98	123.90
80	A6	1735	U	N3-C4-O4	-5.14	115.80	119.40
36	A5	341	G	N3-C2-N2	-5.14	116.30	119.90
36	A5	1482	A	C8-N9-C4	-5.14	103.74	105.80
36	A5	2831	G	C2-N3-C4	5.14	114.47	111.90
36	A5	2877	G	C5-C6-O6	5.14	131.68	128.60
36	A5	3318	G	C5-C6-O6	5.14	131.68	128.60
36	A1	365	A	C6-C5-N7	-5.14	128.70	132.30
36	A1	580	C	N3-C2-O2	-5.14	118.30	121.90
36	A1	974	G	N3-C4-N9	5.14	129.08	126.00
36	A1	2152	A	C4-C5-N7	-5.14	108.13	110.70
80	A6	16	G	C8-N9-C4	5.14	108.45	106.40
36	A5	2122	G	N7-C8-N9	-5.14	110.53	113.10
1	A2	266	A	C2-N3-C4	-5.14	108.03	110.60
1	A2	1751	C	C2-N3-C4	-5.14	117.33	119.90
36	A1	1400	G	C8-N9-C1'	-5.14	120.32	127.00
36	A1	2634	U	C4-C5-C6	5.14	122.78	119.70
36	A1	3318	G	N7-C8-N9	5.14	115.67	113.10
37	A3	7	G	N3-C4-C5	-5.14	126.03	128.60
47	BI	7	ARG	NE-CZ-NH1	-5.14	117.73	120.30
36	A5	2145	A	N3-C4-C5	-5.14	123.20	126.80
36	A5	2246	G	C6-C5-N7	5.14	133.48	130.40
37	A7	75	G	N3-C2-N2	-5.14	116.31	119.90
1	A2	557	G	C5-C6-N1	-5.13	108.93	111.50
36	A1	625	G	N1-C6-O6	-5.13	116.82	119.90
36	A1	778	U	N3-C2-O2	-5.13	118.61	122.20
36	A1	1891	A	C4-N9-C1'	-5.13	117.06	126.30
36	A1	2371	G	C6-C5-N7	-5.13	127.32	130.40
36	A1	2776	C	C5-C6-N1	-5.13	118.43	121.00
36	A1	2866	U	C6-N1-C2	-5.13	117.92	121.00
36	A1	2905	U	N3-C2-O2	5.13	125.80	122.20
41	BC	82	THR	C-N-CA	-5.13	111.52	122.30
80	A6	1111	G	N9-C4-C5	-5.13	103.35	105.40
80	A6	1503	A	C8-N9-C4	-5.13	103.75	105.80
80	A6	1652	C	N3-C2-O2	-5.13	118.31	121.90
36	A5	1138	U	N3-C4-O4	-5.13	115.81	119.40
36	A5	1813	A	C8-N9-C4	-5.13	103.75	105.80

Continued on next page...

Continued from previous page...

Mol	Chain	Res	Type	Atoms	Z	Observed(°)	Ideal(°)
36	A5	3173	G	C6-N1-C2	-5.13	122.02	125.10
36	A1	588	G	C6-N1-C2	-5.13	122.02	125.10
36	A1	994	G	C5-N7-C8	5.13	106.87	104.30
36	A1	2279	A	C6-C5-N7	-5.13	128.71	132.30
36	A1	2959	C	C6-N1-C2	-5.13	118.25	120.30
36	A1	3256	G	C4-C5-C6	-5.13	115.72	118.80
80	A6	1682	U	C5-C6-N1	5.13	125.27	122.70
36	A5	943	U	C6-N1-C2	5.13	124.08	121.00
36	A5	1938	U	N3-C4-C5	5.13	117.68	114.60
1	A2	142	G	C5-C6-N1	-5.13	108.93	111.50
1	A2	572	C	N3-C2-O2	-5.13	118.31	121.90
36	A1	819	U	N1-C2-N3	5.13	117.98	114.90
36	A1	2384	A	C8-N9-C4	5.13	107.85	105.80
80	A6	718	U	C2-N1-C1'	5.13	123.86	117.70
36	A5	146	U	C5-C6-N1	-5.13	120.14	122.70
36	A5	672	A	C5-C6-N6	-5.13	119.59	123.70
36	A5	1938	U	C2-N3-C4	-5.13	123.92	127.00
36	A5	2371	G	N7-C8-N9	-5.13	110.53	113.10
36	A5	2988	C	C5-C4-N4	5.13	123.79	120.20
36	A5	3186	A	N7-C8-N9	5.13	116.37	113.80
37	A7	116	C	C6-N1-C2	5.13	122.35	120.30
36	A1	1367	G	C4-C5-N7	5.13	112.85	110.80
75	B1	45	ARG	NE-CZ-NH2	-5.13	117.73	120.30
36	A5	2378	C	C2-N3-C4	5.13	122.47	119.90
1	A2	719	U	N3-C2-O2	-5.13	118.61	122.20
1	A2	1441	C	C6-N1-C2	5.13	122.35	120.30
36	A1	1496	C	C6-N1-C1'	-5.13	114.65	120.80
36	A1	1640	G	N1-C6-O6	5.13	122.98	119.90
36	A1	3036	G	N3-C4-C5	-5.13	126.04	128.60
38	A4	90	U	C6-N1-C2	5.13	124.08	121.00
38	A4	147	U	N3-C4-O4	5.13	122.99	119.40
80	A6	295	A	C8-N9-C4	5.13	107.85	105.80
80	A6	591	A	C8-N9-C4	5.13	107.85	105.80
80	A6	1031	U	C5-C6-N1	-5.13	120.14	122.70
80	A6	1661	U	C5-C6-N1	-5.13	120.14	122.70
36	A5	893	C	N3-C2-O2	5.13	125.49	121.90
36	A5	1938	U	C6-N1-C2	5.13	124.08	121.00
1	A2	866	G	C8-N9-C4	5.13	108.45	106.40
1	A2	1187	U	N3-C2-O2	-5.13	118.61	122.20
36	A1	899	U	C5-C4-O4	5.13	128.98	125.90
36	A1	1057	A	C8-N9-C4	5.13	107.85	105.80
36	A1	1404	G	N9-C4-C5	-5.13	103.35	105.40

Continued on next page...

Continued from previous page...

Mol	Chain	Res	Type	Atoms	Z	Observed(°)	Ideal(°)
36	A1	1588	A	C8-N9-C4	5.13	107.85	105.80
60	BW	97	LYS	C-N-CD	5.13	139.17	128.40
80	A6	32	U	N3-C2-O2	-5.13	118.61	122.20
36	A5	919	U	C5-C4-O4	-5.13	122.82	125.90
36	A5	1114	U	C5-C4-O4	-5.13	122.82	125.90
36	A5	1137	C	N3-C4-N4	5.13	121.59	118.00
36	A5	3074	G	N1-C2-N2	-5.13	111.58	116.20
53	DP	23	ARG	NE-CZ-NH1	5.13	122.86	120.30
1	A2	294	C	N1-C2-N3	-5.12	115.61	119.20
1	A2	994	G	C4-C5-N7	-5.12	108.75	110.80
36	A1	1565	G	C8-N9-C4	-5.12	104.35	106.40
36	A1	2960	C	C5-C6-N1	-5.12	118.44	121.00
36	A1	3242	G	C5-C6-O6	5.12	131.68	128.60
27	CZ	86	GLU	N-CA-C	-5.12	97.16	111.00
36	A5	973	A	C6-N1-C2	-5.12	115.53	118.60
36	A5	2305	G	N3-C4-N9	5.12	129.07	126.00
36	A1	32	U	C4-C5-C6	5.12	122.77	119.70
36	A1	267	G	C5-N7-C8	5.12	106.86	104.30
36	A1	419	G	N3-C2-N2	5.12	123.49	119.90
36	A1	829	U	C5-C6-N1	-5.12	120.14	122.70
36	A1	1923	C	C6-N1-C2	5.12	122.35	120.30
80	A6	1515	A	N9-C4-C5	5.12	107.85	105.80
36	A5	726	G	N7-C8-N9	5.12	115.66	113.10
36	A5	884	A	C8-N9-C1'	5.12	136.92	127.70
36	A5	2600	C	C2-N1-C1'	5.12	124.44	118.80
37	A7	89	G	C5-C6-N1	5.12	114.06	111.50
1	A2	885	G	N1-C6-O6	5.12	122.97	119.90
36	A1	101	G	C8-N9-C1'	-5.12	120.34	127.00
36	A1	437	G	C4-C5-C6	-5.12	115.73	118.80
36	A1	588	G	C2-N3-C4	5.12	114.46	111.90
36	A1	1851	G	C6-C5-N7	-5.12	127.33	130.40
36	A1	2650	U	N3-C4-O4	-5.12	115.81	119.40
36	A1	2868	U	N3-C4-C5	5.12	117.67	114.60
80	A6	879	G	N1-C6-O6	-5.12	116.83	119.90
36	A5	1822	C	C6-N1-C2	5.12	122.35	120.30
36	A5	2810	C	C2-N3-C4	-5.12	117.34	119.90
36	A5	2820	A	N3-C4-C5	-5.12	123.22	126.80
1	A2	502	U	C5-C6-N1	5.12	125.26	122.70
36	A1	374	A	N1-C2-N3	-5.12	126.74	129.30
36	A1	1118	C	N1-C2-N3	5.12	122.78	119.20
36	A1	2184	U	N1-C2-O2	5.12	126.38	122.80
36	A1	2364	G	C8-N9-C4	5.12	108.45	106.40

Continued on next page...

Continued from previous page...

Mol	Chain	Res	Type	Atoms	Z	Observed(°)	Ideal(°)
36	A1	2399	A	C2-N3-C4	5.12	113.16	110.60
36	A1	2977	G	C6-C5-N7	5.12	133.47	130.40
80	A6	1066	C	N3-C4-C5	-5.12	119.85	121.90
36	A5	1403	C	N3-C4-C5	5.12	123.95	121.90
36	A5	2344	U	N1-C2-O2	-5.12	119.22	122.80
1	A2	378	A	C4-C5-N7	5.12	113.26	110.70
10	AI	172	ARG	NE-CZ-NH2	-5.12	117.74	120.30
36	A1	1308	A	C4-C5-C6	5.12	119.56	117.00
36	A1	1363	A	C5-C6-N1	5.12	120.26	117.70
36	A1	2931	C	N3-C4-N4	5.12	121.58	118.00
36	A1	3078	U	N3-C2-O2	-5.12	118.62	122.20
36	A1	3119	U	C5-C4-O4	5.12	128.97	125.90
36	A5	887	G	N1-C2-N2	-5.12	111.59	116.20
36	A5	943	U	C2-N3-C4	-5.12	123.93	127.00
36	A5	1144	U	N3-C2-O2	-5.12	118.62	122.20
36	A5	1316	C	C5-C6-N1	5.12	123.56	121.00
36	A5	2278	C	P-O3'-C3'	5.12	125.84	119.70
1	A2	1321	A	N1-C6-N6	-5.12	115.53	118.60
36	A1	225	C	C5-C4-N4	-5.12	116.62	120.20
36	A5	1303	A	C8-N9-C4	5.12	107.85	105.80
36	A5	1901	A	N1-C6-N6	5.12	121.67	118.60
36	A5	2352	A	C5-N7-C8	5.12	106.46	103.90
1	A2	570	A	C2-N3-C4	5.12	113.16	110.60
1	A2	886	U	N3-C2-O2	-5.12	118.62	122.20
36	A1	267	G	N3-C4-C5	-5.12	126.04	128.60
36	A1	688	G	C5-C6-O6	5.12	131.67	128.60
36	A1	903	U	C4-C5-C6	5.12	122.77	119.70
36	A1	1116	G	N9-C4-C5	5.12	107.45	105.40
36	A1	1790	G	C8-N9-C4	-5.12	104.35	106.40
36	A1	2222	A	C4-C5-C6	5.12	119.56	117.00
36	A1	2616	C	N3-C4-C5	5.12	123.95	121.90
36	A1	2659	G	C8-N9-C4	5.12	108.45	106.40
36	A1	2679	A	N3-C4-C5	5.12	130.38	126.80
36	A1	2703	A	C8-N9-C4	-5.12	103.75	105.80
13	CL	122	ILE	N-CA-C	-5.12	97.19	111.00
36	A5	2745	G	C5-C6-N1	5.12	114.06	111.50
36	A5	2913	C	N3-C2-O2	-5.12	118.32	121.90
39	DA	242	ARG	NE-CZ-NH2	-5.12	117.74	120.30
1	A2	1761	U	N3-C2-O2	-5.11	118.62	122.20
36	A1	518	G	C4-C5-N7	5.11	112.84	110.80
36	A1	639	G	C5-C6-N1	-5.11	108.94	111.50
36	A1	812	G	C8-N9-C4	-5.11	104.35	106.40

Continued on next page...

Continued from previous page...

Mol	Chain	Res	Type	Atoms	Z	Observed(°)	Ideal(°)
36	A1	2661	G	N1-C6-O6	5.11	122.97	119.90
36	A1	2859	U	N1-C2-O2	-5.11	119.22	122.80
38	A4	144	G	C8-N9-C4	5.11	108.45	106.40
80	A6	432	G	C8-N9-C4	-5.11	104.35	106.40
36	A5	433	A	C8-N9-C4	5.11	107.84	105.80
36	A5	802	C	N1-C2-N3	5.11	122.78	119.20
36	A5	2124	G	N7-C8-N9	-5.11	110.54	113.10
36	A5	3255	U	N3-C4-C5	5.11	117.67	114.60
1	A2	1782	A	C5-C6-N1	-5.11	115.14	117.70
80	A6	695	U	N3-C2-O2	-5.11	118.62	122.20
36	A5	2848	G	C8-N9-C4	-5.11	104.36	106.40
36	A5	3218	A	N3-C4-N9	-5.11	123.31	127.40
36	A1	672	A	C5-N7-C8	-5.11	101.34	103.90
36	A1	1787	A	C5-N7-C8	5.11	106.46	103.90
36	A1	1948	G	C6-C5-N7	-5.11	127.33	130.40
36	A1	2154	U	C2-N3-C4	-5.11	123.93	127.00
36	A1	2618	G	N1-C6-O6	-5.11	116.83	119.90
36	A1	3180	A	N3-C4-N9	-5.11	123.31	127.40
36	A1	3328	G	C5-N7-C8	-5.11	101.75	104.30
36	A1	3375	A	N1-C2-N3	5.11	131.85	129.30
38	A4	88	A	N9-C4-C5	-5.11	103.76	105.80
36	A5	1445	U	N3-C2-O2	5.11	125.78	122.20
38	A8	47	C	N3-C2-O2	-5.11	118.32	121.90
41	DC	60	THR	CB-CA-C	-5.11	97.80	111.60
36	A1	950	G	C8-N9-C4	5.11	108.44	106.40
36	A1	2160	G	N3-C4-N9	5.11	129.06	126.00
36	A1	2916	U	C5-C4-O4	-5.11	122.83	125.90
36	A5	3019	U	C5-C6-N1	-5.11	120.15	122.70
1	A2	20	G	N1-C2-N2	-5.11	111.60	116.20
36	A1	339	C	N1-C2-N3	5.11	122.78	119.20
36	A1	854	G	N1-C2-N3	5.11	126.96	123.90
36	A1	1942	U	N1-C2-N3	5.11	117.96	114.90
36	A1	2201	G	C4-C5-N7	5.11	112.84	110.80
36	A1	2382	G	N3-C4-C5	-5.11	126.05	128.60
36	A1	2830	G	N1-C2-N3	5.11	126.96	123.90
80	A6	383	G	C8-N9-C4	-5.11	104.36	106.40
80	A6	430	G	C6-N1-C2	-5.11	122.04	125.10
80	A6	695	U	C6-N1-C2	-5.11	117.94	121.00
36	A5	284	A	C8-N9-C4	-5.11	103.76	105.80
36	A5	1412	G	N9-C4-C5	5.11	107.44	105.40
36	A5	2290	C	N1-C2-O2	-5.11	115.83	118.90
36	A5	3259	U	N1-C2-N3	5.11	117.97	114.90

Continued on next page...

Continued from previous page...

Mol	Chain	Res	Type	Atoms	Z	Observed(°)	Ideal(°)
36	A5	3294	A	C5-C6-N6	5.11	127.79	123.70
1	A2	422	G	C8-N9-C4	-5.11	104.36	106.40
1	A2	1096	C	C6-N1-C2	-5.11	118.26	120.30
1	A2	1376	C	C6-N1-C2	5.11	122.34	120.30
24	AW	104	LEU	CA-CB-CG	5.11	127.04	115.30
36	A1	354	U	C5-C6-N1	-5.11	120.15	122.70
36	A1	1461	A	C5-C6-N1	5.11	120.25	117.70
36	A1	1482	A	C4-C5-C6	5.11	119.55	117.00
36	A1	3144	G	C5-C6-N1	5.11	114.05	111.50
80	A6	403	G	C8-N9-C1'	-5.11	120.36	127.00
80	A6	624	G	C5-C6-N1	5.11	114.05	111.50
36	A5	2271	A	C5-C6-N6	5.11	127.78	123.70
36	A5	2364	G	C6-N1-C2	-5.11	122.04	125.10
36	A1	614	C	C6-N1-C2	5.10	122.34	120.30
36	A1	929	A	C4-C5-N7	-5.10	108.15	110.70
36	A1	1395	G	N3-C4-N9	5.10	129.06	126.00
36	A1	2275	A	N1-C2-N3	5.10	131.85	129.30
36	A5	3056	U	N1-C2-O2	-5.10	119.23	122.80
38	A8	100	U	C6-N1-C1'	-5.10	114.06	121.20
1	A2	597	G	C8-N9-C4	-5.10	104.36	106.40
36	A1	282	G	C2'-C3'-O3'	5.10	121.86	113.70
36	A1	2160	G	C4-C5-N7	5.10	112.84	110.80
36	A1	2727	A	N9-C4-C5	5.10	107.84	105.80
36	A1	2787	G	C8-N9-C4	-5.10	104.36	106.40
80	A6	543	C	C4-C5-C6	5.10	119.95	117.40
36	A5	437	G	C5-C6-O6	-5.10	125.54	128.60
36	A5	1468	A	N7-C8-N9	5.10	116.35	113.80
36	A5	3180	A	C6-N1-C2	-5.10	115.54	118.60
36	A5	3378	C	N3-C4-N4	-5.10	114.43	118.00
1	A2	564	G	C5-C6-O6	5.10	131.66	128.60
36	A1	643	U	N1-C2-O2	-5.10	119.23	122.80
36	A1	889	U	N1-C2-O2	5.10	126.37	122.80
36	A1	2200	U	C2-N1-C1'	5.10	123.82	117.70
80	A6	568	G	N1-C6-O6	-5.10	116.84	119.90
80	A6	820	U	N1-C2-N3	-5.10	111.84	114.90
36	A5	2830	G	C8-N9-C4	-5.10	104.36	106.40
37	A7	57	G	C5-C6-O6	5.10	131.66	128.60
36	A1	275	U	C4-C5-C6	-5.10	116.64	119.70
36	A1	2277	C	N3-C4-N4	-5.10	114.43	118.00
36	A1	3083	G	C5-C6-N1	5.10	114.05	111.50
37	A3	97	A	C8-N9-C4	-5.10	103.76	105.80
80	A6	118	U	C2-N3-C4	-5.10	123.94	127.00

Continued on next page...

Continued from previous page...

Mol	Chain	Res	Type	Atoms	Z	Observed(°)	Ideal(°)
80	A6	1120	U	N3-C4-C5	5.10	117.66	114.60
36	A5	2392	C	C2-N1-C1'	-5.10	113.19	118.80
51	BN	172	ARG	NE-CZ-NH1	-5.10	117.75	120.30
36	A5	2128	C	C6-N1-C2	-5.10	118.26	120.30
36	A5	2978	U	C5-C4-O4	5.10	128.96	125.90
36	A5	3241	G	N1-C6-O6	5.10	122.96	119.90
1	A2	1734	U	C5-C4-O4	5.10	128.96	125.90
36	A1	1183	C	N3-C2-O2	5.10	125.47	121.90
36	A5	583	G	C8-N9-C4	5.10	108.44	106.40
36	A5	2691	A	N1-C2-N3	5.10	131.85	129.30
60	DW	39	LEU	CA-CB-CG	5.10	127.02	115.30
1	A2	1431	C	C6-N1-C2	5.09	122.34	120.30
36	A1	51	A	N9-C4-C5	-5.09	103.76	105.80
36	A1	214	G	N7-C8-N9	-5.09	110.55	113.10
36	A1	718	G	N7-C8-N9	5.09	115.65	113.10
36	A1	1838	G	C4-C5-C6	5.09	121.86	118.80
36	A1	2363	A	C5-C6-N6	5.09	127.78	123.70
36	A1	2850	G	N3-C4-N9	5.09	129.06	126.00
36	A1	2969	A	N9-C4-C5	5.09	107.84	105.80
36	A1	3369	G	C5-C6-O6	-5.09	125.54	128.60
80	A6	543	C	N3-C4-N4	-5.09	114.43	118.00
80	A6	1527	C	C2-N1-C1'	-5.09	113.20	118.80
36	A5	102	C	N1-C2-O2	-5.09	115.84	118.90
36	A5	284	A	N1-C6-N6	-5.09	115.54	118.60
36	A5	613	G	C4-C5-N7	-5.09	108.76	110.80
36	A5	2518	C	C4-C5-C6	5.09	119.95	117.40
1	A2	810	G	C4-N9-C1'	5.09	133.12	126.50
37	A3	29	C	C5-C4-N4	5.09	123.77	120.20
36	A5	1100	U	C5-C4-O4	-5.09	122.84	125.90
1	A2	359	A	C4-C5-C6	-5.09	114.45	117.00
1	A2	647	G	C8-N9-C1'	5.09	133.62	127.00
36	A1	905	U	N1-C2-O2	-5.09	119.24	122.80
36	A1	983	A	C4-C5-C6	5.09	119.55	117.00
36	A1	1543	G	N1-C6-O6	5.09	122.95	119.90
36	A1	1617	G	N7-C8-N9	-5.09	110.56	113.10
36	A1	2163	C	C5-C6-N1	-5.09	118.45	121.00
36	A1	2368	A	C2-N3-C4	-5.09	108.05	110.60
36	A1	2979	U	C5-C4-O4	5.09	128.96	125.90
38	A4	39	G	C5-C6-O6	5.09	131.65	128.60
80	A6	1507	G	N1-C2-N2	-5.09	111.62	116.20
36	A5	183	G	C3'-C2'-C1'	-5.09	97.43	101.50
36	A5	436	A	N1-C2-N3	5.09	131.85	129.30

Continued on next page...

Continued from previous page...

Mol	Chain	Res	Type	Atoms	Z	Observed(°)	Ideal(°)
36	A5	979	U	N1-C2-N3	-5.09	111.84	114.90
36	A5	1147	G	C5-C6-O6	5.09	131.66	128.60
36	A5	2317	A	C5-N7-C8	-5.09	101.35	103.90
36	A5	2866	U	N1-C2-N3	5.09	117.95	114.90
36	A5	3154	C	C6-N1-C2	-5.09	118.26	120.30
38	A8	31	G	C5-N7-C8	5.09	106.85	104.30
1	A2	111	U	C6-N1-C2	-5.09	117.95	121.00
36	A1	74	G	C8-N9-C4	-5.09	104.36	106.40
36	A1	218	G	N9-C4-C5	5.09	107.44	105.40
36	A1	1051	U	N1-C2-N3	5.09	117.95	114.90
36	A1	1452	A	N9-C4-C5	-5.09	103.76	105.80
36	A1	1919	G	N9-C4-C5	5.09	107.44	105.40
36	A1	3304	U	N1-C2-O2	-5.09	119.24	122.80
36	A1	3317	U	C5-C6-N1	5.09	125.25	122.70
80	A6	1792	G	C5-N7-C8	-5.09	101.75	104.30
36	A5	959	C	N3-C4-C5	5.09	123.94	121.90
36	A5	2136	C	C2-N3-C4	-5.09	117.36	119.90
36	A5	2283	G	C8-N9-C4	5.09	108.44	106.40
36	A5	2857	C	C5-C6-N1	-5.09	118.45	121.00
36	A5	3313	U	N1-C2-N3	5.09	117.95	114.90
1	A2	586	G	N1-C6-O6	-5.09	116.85	119.90
36	A1	1552	G	C5-C6-O6	-5.09	125.55	128.60
36	A1	2143	A	N1-C2-N3	5.09	131.84	129.30
36	A1	2206	G	C2-N3-C4	5.09	114.44	111.90
56	DS	167	ARG	NE-CZ-NH1	5.09	122.84	120.30
1	A2	553	G	C2-N3-C4	-5.09	109.36	111.90
36	A1	32	U	N1-C2-N3	5.09	117.95	114.90
36	A1	292	U	N1-C2-N3	5.09	117.95	114.90
36	A1	748	U	C5-C6-N1	-5.09	120.16	122.70
36	A1	1483	G	C5-C6-O6	5.09	131.65	128.60
36	A1	2349	U	N3-C2-O2	-5.09	118.64	122.20
37	A3	39	C	N1-C2-O2	5.09	121.95	118.90
80	A6	794	U	C5-C6-N1	5.09	125.24	122.70
80	A6	1641	C	C4-C5-C6	5.09	119.94	117.40
36	A5	95	A	C5-C6-N1	5.09	120.24	117.70
36	A5	2614	G	C2-N3-C4	-5.09	109.36	111.90
36	A1	1130	A	N3-C4-C5	-5.08	123.24	126.80
36	A1	1916	U	C2-N3-C4	-5.08	123.95	127.00
36	A5	2633	U	C2-N3-C4	-5.08	123.95	127.00
1	A2	132	U	C6-N1-C1'	5.08	128.32	121.20
1	A2	760	A	N1-C6-N6	5.08	121.65	118.60
36	A1	780	A	N1-C6-N6	-5.08	115.55	118.60

Continued on next page...

Continued from previous page...

Mol	Chain	Res	Type	Atoms	Z	Observed(°)	Ideal(°)
36	A1	790	U	N1-C2-N3	5.08	117.95	114.90
36	A1	1049	C	C6-N1-C2	5.08	122.33	120.30
36	A1	1907	C	C5-C4-N4	5.08	123.76	120.20
36	A1	1947	G	C4-N9-C1'	-5.08	119.89	126.50
36	A1	2148	U	C6-N1-C2	5.08	124.05	121.00
36	A1	2549	G	C2-N3-C4	5.08	114.44	111.90
36	A1	2914	G	C4-N9-C1'	5.08	133.11	126.50
36	A1	3126	C	C5-C4-N4	5.08	123.76	120.20
37	A3	102	A	N9-C4-C5	-5.08	103.77	105.80
73	Bj	79	GLN	CB-CA-C	-5.08	100.23	110.40
80	A6	358	U	C2-N3-C4	-5.08	123.95	127.00
80	A6	381	C	N1-C2-N3	5.08	122.76	119.20
36	A5	1637	A	N1-C6-N6	-5.08	115.55	118.60
36	A5	1788	C	C6-N1-C2	-5.08	118.27	120.30
36	A5	2974	U	C5-C6-N1	-5.08	120.16	122.70
1	A2	1311	U	C6-N1-C2	5.08	124.05	121.00
36	A1	1890	U	C4-C5-C6	5.08	122.75	119.70
36	A1	2310	U	C5-C4-O4	5.08	128.95	125.90
36	A1	2329	C	N3-C2-O2	5.08	125.46	121.90
41	BC	328	ASN	N-CA-C	5.08	124.72	111.00
43	BE	77	ARG	NE-CZ-NH2	-5.08	117.76	120.30
69	Bf	49	ILE	CB-CA-C	-5.08	101.44	111.60
80	A6	87	C	N1-C2-N3	5.08	122.76	119.20
36	A5	1439	U	C5-C4-O4	-5.08	122.85	125.90
36	A5	1473	G	C8-N9-C4	5.08	108.43	106.40
36	A5	2857	C	C2-N3-C4	-5.08	117.36	119.90
36	A5	2883	U	N1-C2-N3	5.08	117.95	114.90
36	A5	2941	A	C8-N9-C4	5.08	107.83	105.80
36	A5	3010	U	N1-C2-O2	5.08	126.36	122.80
36	A5	3066	U	N1-C2-O2	5.08	126.36	122.80
36	A1	1307	G	C5-C6-N1	5.08	114.04	111.50
36	A5	1412	G	N3-C2-N2	-5.08	116.34	119.90
36	A1	1482	A	C5-N7-C8	5.08	106.44	103.90
36	A1	2395	G	C2-N3-C4	5.08	114.44	111.90
36	A1	2945	G	N9-C4-C5	-5.08	103.37	105.40
36	A1	3102	G	N1-C6-O6	-5.08	116.85	119.90
38	A4	4	C	C2-N3-C4	-5.08	117.36	119.90
38	A4	46	G	C4-N9-C1'	5.08	133.10	126.50
36	A5	622	A	C4-C5-N7	5.08	113.24	110.70
36	A5	860	G	N3-C4-C5	-5.08	126.06	128.60
36	A5	958	C	C6-N1-C2	5.08	122.33	120.30
36	A5	2190	U	N3-C2-O2	-5.08	118.65	122.20

Continued on next page...

Continued from previous page...

Mol	Chain	Res	Type	Atoms	Z	Observed(°)	Ideal(°)
36	A5	2293	C	N3-C2-O2	-5.08	118.34	121.90
36	A5	3132	C	C6-N1-C2	5.08	122.33	120.30
36	A1	699	A	C2-N3-C4	-5.08	108.06	110.60
36	A1	2327	U	N1-C2-N3	5.08	117.95	114.90
80	A6	1156	C	C6-N1-C2	5.08	122.33	120.30
80	A6	1743	U	C2-N3-C4	-5.08	123.95	127.00
36	A5	2198	A	C8-N9-C4	5.08	107.83	105.80
36	A5	3310	A	C5-N7-C8	5.08	106.44	103.90
37	A3	89	G	C5-C6-O6	-5.08	125.55	128.60
38	A4	12	A	N1-C6-N6	-5.08	115.56	118.60
80	A6	1027	A	N9-C4-C5	5.08	107.83	105.80
36	A5	1077	U	N1-C2-O2	-5.08	119.25	122.80
36	A5	1100	U	C6-N1-C2	5.08	124.05	121.00
36	A5	1851	G	C8-N9-C1'	-5.08	120.40	127.00
36	A5	2748	A	C5-C6-N1	5.08	120.24	117.70
36	A5	3127	A	C5-C6-N6	5.08	127.76	123.70
1	A2	638	U	C2-N3-C4	-5.07	123.96	127.00
36	A1	117	U	N1-C2-O2	-5.07	119.25	122.80
36	A1	2551	U	N3-C4-O4	-5.07	115.85	119.40
38	A4	41	A	C6-N1-C2	-5.07	115.56	118.60
80	A6	569	C	C6-N1-C2	-5.07	118.27	120.30
80	A6	1489	U	C2-N3-C4	-5.07	123.96	127.00
36	A5	1301	A	C6-C5-N7	-5.07	128.75	132.30
36	A5	1432	C	N3-C2-O2	-5.07	118.35	121.90
36	A5	2138	A	C5-C6-N1	-5.07	115.16	117.70
36	A5	3130	A	C4-C5-C6	5.07	119.54	117.00
36	A5	3273	A	C5-N7-C8	-5.07	101.36	103.90
1	A2	1596	C	N1-C2-O2	5.07	121.94	118.90
80	A6	909	U	N1-C2-O2	-5.07	119.25	122.80
36	A5	2162	U	C5-C6-N1	-5.07	120.16	122.70
1	A2	63	G	N1-C6-O6	-5.07	116.86	119.90
1	A2	158	U	N1-C2-O2	5.07	126.35	122.80
1	A2	26	A	C8-N9-C4	-5.07	103.77	105.80
36	A1	395	A	C8-N9-C4	-5.07	103.77	105.80
36	A1	574	U	C5-C6-N1	-5.07	120.17	122.70
36	A1	3135	U	C6-N1-C2	5.07	124.04	121.00
56	BS	12	ARG	N-CA-C	5.07	124.69	111.00
1	A2	335	U	N3-C2-O2	5.07	125.75	122.20
36	A1	651	G	C4-N9-C1'	5.07	133.09	126.50
36	A1	2917	G	C5-N7-C8	5.07	106.83	104.30
80	A6	22	A	N7-C8-N9	-5.07	111.27	113.80
80	A6	1299	G	C4-N9-C1'	5.07	133.09	126.50

Continued on next page...

Continued from previous page...

Mol	Chain	Res	Type	Atoms	Z	Observed(°)	Ideal(°)
36	A5	874	U	C2-N1-C1'	-5.07	111.62	117.70
36	A5	1142	G	N3-C2-N2	5.07	123.45	119.90
36	A5	1804	A	N1-C6-N6	5.07	121.64	118.60
36	A5	2407	C	N3-C2-O2	5.07	125.45	121.90
37	A7	83	U	C6-N1-C1'	5.07	128.29	121.20
1	A2	1643	U	C2-N3-C4	-5.07	123.96	127.00
15	AN	114	ARG	NE-CZ-NH1	5.07	122.83	120.30
36	A1	340	C	N1-C2-O2	5.07	121.94	118.90
36	A1	808	A	C5-N7-C8	5.07	106.43	103.90
36	A1	1770	G	C4-N9-C1'	5.07	133.09	126.50
36	A1	2280	A	C4-C5-N7	5.07	113.23	110.70
36	A1	2866	U	N1-C2-N3	5.07	117.94	114.90
80	A6	802	G	C5-C6-O6	-5.07	125.56	128.60
80	A6	922	G	N1-C6-O6	-5.07	116.86	119.90
80	A6	1772	C	C2-N3-C4	-5.07	117.37	119.90
36	A5	1241	U	C5-C6-N1	5.07	125.23	122.70
36	A5	2386	A	N1-C6-N6	5.07	121.64	118.60
36	A5	2805	G	C5-C6-N1	5.07	114.03	111.50
36	A5	3377	G	C6-C5-N7	-5.07	127.36	130.40
1	A2	1536	G	N3-C4-C5	-5.06	126.07	128.60
36	A1	1215	U	N1-C2-O2	-5.06	119.25	122.80
36	A1	2644	C	C6-N1-C2	-5.06	118.28	120.30
44	BF	177	GLY	N-CA-C	-5.06	100.44	113.10
80	A6	1031	U	C2-N1-C1'	-5.06	111.62	117.70
36	A5	1451	C	C6-N1-C2	5.06	122.33	120.30
36	A5	3030	G	C5-C6-N1	-5.06	108.97	111.50
1	A2	704	C	N3-C2-O2	-5.06	118.36	121.90
1	A2	1354	G	C8-N9-C4	-5.06	104.38	106.40
36	A1	1791	C	C5-C6-N1	-5.06	118.47	121.00
71	Bh	31	LEU	CA-CB-CG	5.06	126.94	115.30
80	A6	37	U	N3-C2-O2	5.06	125.74	122.20
80	A6	99	C	C6-N1-C1'	-5.06	114.72	120.80
80	A6	575	C	N3-C4-C5	-5.06	119.88	121.90
80	A6	691	C	N1-C2-O2	5.06	121.94	118.90
4	CC	107	SER	N-CA-C	-5.06	97.33	111.00
36	A5	346	C	N3-C4-C5	5.06	123.92	121.90
36	A5	1414	G	C2-N3-C4	-5.06	109.37	111.90
36	A5	3137	C	N3-C4-N4	-5.06	114.46	118.00
36	A5	3191	G	N7-C8-N9	-5.06	110.57	113.10
37	A7	35	C	N3-C4-C5	5.06	123.92	121.90
37	A7	35	C	C6-N1-C2	5.06	122.33	120.30
1	A2	73	U	C1'-O4'-C4'	-5.06	105.85	109.90

Continued on next page...

Continued from previous page...

Mol	Chain	Res	Type	Atoms	Z	Observed(°)	Ideal(°)
1	A2	1541	G	C2-N3-C4	5.06	114.43	111.90
36	A5	2662	G	N3-C4-C5	-5.06	126.07	128.60
1	A2	927	C	C6-N1-C2	-5.06	118.28	120.30
36	A1	223	U	C5-C6-N1	-5.06	120.17	122.70
36	A1	431	U	N1-C2-N3	5.06	117.94	114.90
36	A1	620	U	C3'-C2'-C1'	5.06	105.55	101.50
36	A1	959	C	C5-C4-N4	-5.06	116.66	120.20
36	A1	1640	G	C5-C6-O6	-5.06	125.56	128.60
37	A3	94	C	C5-C4-N4	-5.06	116.66	120.20
38	A4	30	C	C6-N1-C2	-5.06	118.28	120.30
38	A4	31	G	C2-N3-C4	-5.06	109.37	111.90
80	A6	1005	A	C2-N3-C4	-5.06	108.07	110.60
80	A6	1246	C	N1-C2-O2	5.06	121.94	118.90
36	A5	627	U	N3-C2-O2	-5.06	118.66	122.20
36	A5	880	G	C6-N1-C2	-5.06	122.06	125.10
36	A5	2593	A	P-O3'-C3'	5.06	125.77	119.70
36	A5	2754	G	N3-C4-C5	-5.06	126.07	128.60
44	DF	177	GLY	N-CA-C	-5.06	100.45	113.10
1	A2	1649	G	N1-C2-N3	5.06	126.94	123.90
36	A1	37	U	N3-C2-O2	5.06	125.74	122.20
36	A1	695	C	C6-N1-C2	5.06	122.32	120.30
36	A1	2142	A	N9-C4-C5	5.06	107.82	105.80
37	A3	109	G	N9-C4-C5	5.06	107.42	105.40
36	A5	2371	G	N1-C2-N2	-5.06	111.65	116.20
80	A6	1119	G	N1-C6-O6	-5.06	116.87	119.90
36	A5	813	G	C4-N9-C1'	5.06	133.07	126.50
1	A2	1605	G	N1-C2-N2	-5.05	111.65	116.20
36	A1	351	A	C2-N3-C4	-5.05	108.07	110.60
36	A1	1150	A	N3-C4-N9	-5.05	123.36	127.40
36	A1	1187	C	C2-N3-C4	-5.05	117.37	119.90
36	A1	1313	G	C5-C6-N1	5.05	114.03	111.50
36	A1	1838	G	C5-C6-N1	-5.05	108.97	111.50
36	A1	2751	G	N1-C6-O6	5.05	122.93	119.90
36	A5	578	A	C2-N3-C4	5.05	113.13	110.60
36	A5	1461	A	C8-N9-C4	5.05	107.82	105.80
36	A5	1660	C	C2-N3-C4	-5.05	117.37	119.90
36	A5	2207	A	C5-C6-N1	-5.05	115.17	117.70
36	A5	2309	A	N1-C6-N6	5.05	121.63	118.60
36	A5	2919	A	C5-C6-N6	5.05	127.74	123.70
36	A5	3217	C	C2-N1-C1'	-5.05	113.24	118.80
38	A8	88	A	N1-C6-N6	5.05	121.63	118.60
80	A6	65	A	C8-N9-C4	5.05	107.82	105.80

Continued on next page...

Continued from previous page...

Mol	Chain	Res	Type	Atoms	Z	Observed(°)	Ideal(°)
80	A6	1039	A	O4'-C1'-N9	5.05	112.24	108.20
36	A5	524	U	C2-N3-C4	-5.05	123.97	127.00
36	A5	2731	U	C5-C6-N1	-5.05	120.17	122.70
36	A5	2951	G	C8-N9-C4	5.05	108.42	106.40
36	A5	3195	U	N1-C2-O2	5.05	126.34	122.80
1	A2	312	A	C8-N9-C4	-5.05	103.78	105.80
1	A2	819	G	P-O3'-C3'	5.05	125.76	119.70
1	A2	972	G	C5-N7-C8	5.05	106.83	104.30
36	A1	68	C	N3-C4-C5	-5.05	119.88	121.90
36	A1	545	U	C5-C6-N1	5.05	125.22	122.70
36	A1	2281	A	N3-C4-C5	5.05	130.34	126.80
36	A1	2829	U	N1-C2-O2	5.05	126.34	122.80
38	A4	26	U	C5-C6-N1	-5.05	120.17	122.70
80	A6	359	A	C8-N9-C1'	5.05	136.79	127.70
37	A7	41	G	C5-C6-O6	-5.05	125.57	128.60
38	A8	17	A	C6-C5-N7	-5.05	128.76	132.30
36	A1	1589	A	O4'-C1'-N9	-5.05	104.16	108.20
36	A1	2169	G	C5-N7-C8	5.05	106.83	104.30
36	A1	2692	A	N7-C8-N9	5.05	116.33	113.80
36	A1	2899	C	C5-C4-N4	-5.05	116.67	120.20
38	A4	29	U	C5-C6-N1	-5.05	120.17	122.70
80	A6	1289	U	N3-C4-O4	5.05	122.94	119.40
36	A5	1192	C	N3-C2-O2	-5.05	118.36	121.90
36	A5	1348	U	C5-C6-N1	5.05	125.22	122.70
36	A5	1726	C	C6-N1-C2	5.05	122.32	120.30
36	A5	2263	C	N3-C2-O2	-5.05	118.36	121.90
36	A5	2541	U	N1-C2-O2	5.05	126.33	122.80
36	A5	2696	A	C5-C6-N6	5.05	127.74	123.70
36	A5	2931	C	N1-C2-O2	-5.05	115.87	118.90
80	A6	970	A	C4-C5-C6	-5.05	114.48	117.00
36	A5	1338	C	N1-C2-O2	-5.05	115.87	118.90
36	A5	2944	U	N1-C2-O2	5.05	126.33	122.80
33	Af	138	ARG	NE-CZ-NH2	-5.05	117.78	120.30
36	A1	696	C	N3-C4-N4	-5.05	114.47	118.00
36	A1	938	C	N1-C2-N3	5.05	122.73	119.20
36	A1	2573	G	N7-C8-N9	5.05	115.62	113.10
36	A1	2718	U	N3-C2-O2	-5.05	118.67	122.20
36	A1	3174	A	N7-C8-N9	5.05	116.32	113.80
37	A3	101	G	N9-C4-C5	-5.05	103.38	105.40
80	A6	101	U	N3-C4-O4	-5.05	115.87	119.40
36	A5	41	G	N1-C2-N2	5.05	120.74	116.20
36	A5	1015	U	C2-N3-C4	5.05	130.03	127.00

Continued on next page...

Continued from previous page...

Mol	Chain	Res	Type	Atoms	Z	Observed(°)	Ideal(°)
36	A5	1480	G	N3-C4-N9	5.05	129.03	126.00
37	A7	14	U	C2-N3-C4	-5.05	123.97	127.00
47	DI	69	ARG	NE-CZ-NH2	5.05	122.82	120.30
1	A2	1148	C	N1-C2-O2	5.04	121.93	118.90
1	A2	1600	A	N1-C6-N6	5.04	121.63	118.60
36	A1	722	G	C8-N9-C4	-5.04	104.38	106.40
36	A1	2892	A	C4-C5-N7	-5.04	108.18	110.70
80	A6	102	U	C2-N3-C4	-5.04	123.97	127.00
36	A5	367	A	C6-N1-C2	5.04	121.63	118.60
36	A5	2353	G	C4-C5-N7	5.04	112.82	110.80
36	A5	2701	U	N3-C4-O4	5.04	122.93	119.40
1	A2	440	U	N3-C4-O4	-5.04	115.87	119.40
36	A1	584	G	C4-C5-N7	-5.04	108.78	110.80
80	A6	1573	A	C5-C6-N1	5.04	120.22	117.70
36	A5	1303	A	N7-C8-N9	-5.04	111.28	113.80
36	A5	2110	G	C4-C5-N7	5.04	112.82	110.80
36	A5	2407	C	N3-C4-N4	5.04	121.53	118.00
37	A7	20	A	N1-C6-N6	5.04	121.63	118.60
37	A7	83	U	C5-C4-O4	5.04	128.93	125.90
1	A2	6	G	N1-C2-N2	-5.04	111.66	116.20
1	A2	192	U	C6-N1-C2	-5.04	117.97	121.00
36	A1	342	A	C5-C6-N1	-5.04	115.18	117.70
36	A1	1317	A	C2-N3-C4	5.04	113.12	110.60
36	A1	1839	A	N1-C2-N3	5.04	131.82	129.30
36	A1	2273	G	C6-C5-N7	5.04	133.43	130.40
36	A1	2408	U	N3-C4-O4	5.04	122.93	119.40
36	A1	2804	A	C8-N9-C4	-5.04	103.78	105.80
36	A1	3256	G	C6-C5-N7	5.04	133.43	130.40
80	A6	305	C	N3-C4-C5	-5.04	119.88	121.90
80	A6	310	C	C5-C6-N1	-5.04	118.48	121.00
36	A5	1887	A	C6-C5-N7	-5.04	128.77	132.30
36	A5	3189	G	C8-N9-C4	5.04	108.42	106.40
73	Dj	5	THR	C-N-CD	5.04	138.99	128.40
1	A2	1722	A	N1-C6-N6	-5.04	115.58	118.60
6	AE	164	LEU	CA-CB-CG	5.04	126.89	115.30
36	A1	1510	G	N9-C4-C5	-5.04	103.38	105.40
36	A1	2247	G	N3-C2-N2	-5.04	116.37	119.90
36	A1	3372	A	C6-N1-C2	-5.04	115.58	118.60
36	A5	2965	U	C5-C6-N1	-5.04	120.18	122.70
36	A1	218	G	C8-N9-C4	-5.04	104.39	106.40
36	A1	577	C	N1-C2-O2	-5.04	115.88	118.90
36	A1	800	G	C6-N1-C2	5.04	128.12	125.10

Continued on next page...

Continued from previous page...

Mol	Chain	Res	Type	Atoms	Z	Observed(°)	Ideal(°)
36	A1	935	U	C2-N3-C4	-5.04	123.98	127.00
36	A1	1216	C	C6-N1-C1'	5.04	126.85	120.80
36	A1	2211	U	C5-C6-N1	5.04	125.22	122.70
36	A1	2795	U	N3-C2-O2	-5.04	118.67	122.20
36	A1	2823	G	C6-C5-N7	5.04	133.42	130.40
37	A3	33	U	N3-C2-O2	-5.04	118.67	122.20
80	A6	234	G	N3-C4-C5	-5.04	126.08	128.60
80	A6	605	A	N7-C8-N9	-5.04	111.28	113.80
36	A5	356	C	C6-N1-C2	5.04	122.32	120.30
36	A5	1902	G	N9-C4-C5	-5.04	103.39	105.40
36	A5	2167	A	N3-C4-C5	-5.04	123.27	126.80
36	A5	2531	C	N3-C2-O2	-5.04	118.37	121.90
37	A7	88	G	N9-C4-C5	5.04	107.42	105.40
55	DR	97	ARG	NE-CZ-NH1	-5.04	117.78	120.30
1	A2	270	C	C2-N1-C1'	5.04	124.34	118.80
1	A2	802	G	N3-C4-C5	-5.04	126.08	128.60
36	A1	868	C	C5-C4-N4	5.04	123.73	120.20
36	A1	2395	G	N1-C6-O6	-5.04	116.88	119.90
80	A6	20	G	N3-C4-C5	5.04	131.12	128.60
80	A6	363	G	C4-C5-N7	5.04	112.81	110.80
36	A5	587	U	C6-N1-C2	5.04	124.02	121.00
36	A5	998	A	C4-C5-N7	-5.04	108.18	110.70
36	A5	2215	A	N1-C6-N6	5.04	121.62	118.60
36	A5	2284	C	C2-N1-C1'	5.04	124.34	118.80
36	A5	2606	G	N1-C2-N2	-5.04	111.67	116.20
36	A5	2774	C	N3-C4-N4	5.04	121.53	118.00
36	A5	2935	U	N1-C2-O2	5.04	126.33	122.80
36	A5	3145	C	C5-C4-N4	-5.04	116.67	120.20
1	A2	345	U	N1-C2-N3	5.04	117.92	114.90
1	A2	498	G	C4-N9-C1'	5.04	133.05	126.50
36	A1	2360	C	N1-C2-N3	5.04	122.72	119.20
36	A1	2551	U	N3-C2-O2	-5.04	118.68	122.20
36	A1	2811	A	C6-N1-C2	-5.04	115.58	118.60
36	A1	2878	G	C6-N1-C2	-5.04	122.08	125.10
37	A3	14	U	N3-C2-O2	5.04	125.72	122.20
80	A6	101	U	C5-C4-O4	5.04	128.92	125.90
80	A6	342	C	C6-N1-C2	5.04	122.31	120.30
80	A6	394	C	N3-C4-C5	-5.04	119.89	121.90
80	A6	583	C	C2-N1-C1'	5.04	124.34	118.80
36	A5	1178	G	N3-C2-N2	-5.04	116.38	119.90
36	A5	1314	C	C4-C5-C6	5.04	119.92	117.40
36	A5	1704	A	C2-N3-C4	-5.04	108.08	110.60

Continued on next page...

Continued from previous page...

Mol	Chain	Res	Type	Atoms	Z	Observed(°)	Ideal(°)
36	A5	1832	C	N3-C4-C5	5.04	123.92	121.90
36	A5	2271	A	C5-N7-C8	5.04	106.42	103.90
36	A5	2280	A	N3-C4-C5	5.04	130.32	126.80
36	A5	3351	U	N1-C2-O2	5.04	126.33	122.80
1	A2	1220	C	C6-N1-C2	5.03	122.31	120.30
36	A1	271	C	N1-C2-O2	5.03	121.92	118.90
36	A1	1170	A	N1-C6-N6	5.03	121.62	118.60
36	A1	2174	G	C6-C5-N7	-5.03	127.38	130.40
36	A1	2621	G	C4-C5-N7	-5.03	108.79	110.80
36	A1	2788	C	N3-C2-O2	5.03	125.42	121.90
38	A4	15	G	C5-N7-C8	5.03	106.82	104.30
36	A5	282	G	P-O3'-C3'	5.03	125.74	119.70
36	A5	982	C	C4-C5-C6	-5.03	114.88	117.40
36	A5	2317	A	C6-C5-N7	-5.03	128.78	132.30
36	A5	2430	A	C4-C5-C6	5.03	119.52	117.00
36	A5	2674	A	N7-C8-N9	-5.03	111.28	113.80
36	A5	2958	A	C4-N9-C1'	-5.03	117.24	126.30
36	A5	3028	G	N9-C4-C5	-5.03	103.39	105.40
36	A5	2280	A	C8-N9-C4	5.03	107.81	105.80
11	AJ	175	ARG	NE-CZ-NH1	5.03	122.81	120.30
36	A1	28	C	C2-N3-C4	-5.03	117.39	119.90
36	A1	2170	U	N1-C2-N3	5.03	117.92	114.90
37	A3	80	G	N3-C4-C5	-5.03	126.08	128.60
38	A4	55	U	C6-N1-C2	-5.03	117.98	121.00
38	A4	149	A	N1-C6-N6	-5.03	115.58	118.60
36	A5	2623	G	N3-C4-N9	5.03	129.02	126.00
36	A5	2821	C	N1-C2-O2	-5.03	115.88	118.90
36	A5	3191	G	C5-N7-C8	5.03	106.81	104.30
37	A7	26	C	N1-C2-N3	5.03	122.72	119.20
54	DQ	3	ILE	CB-CA-C	-5.03	101.54	111.60
1	A2	1051	G	C4-N9-C1'	5.03	133.04	126.50
1	A2	1679	G	N3-C2-N2	5.03	123.42	119.90
36	A1	304	G	C4-C5-N7	-5.03	108.79	110.80
36	A1	1520	G	C4-C5-N7	-5.03	108.79	110.80
36	A1	1807	G	C4-N9-C1'	5.03	133.04	126.50
36	A1	2380	U	N1-C2-O2	-5.03	119.28	122.80
36	A5	940	G	C5-C6-N1	5.03	114.02	111.50
36	A5	1040	A	C2-N3-C4	-5.03	108.08	110.60
36	A5	3209	A	O4'-C1'-N9	5.03	112.22	108.20
36	A1	1178	G	N1-C6-O6	-5.03	116.88	119.90
36	A1	1357	G	N1-C6-O6	5.03	122.92	119.90
36	A1	2965	U	C2-N3-C4	-5.03	123.98	127.00

Continued on next page...

Continued from previous page...

Mol	Chain	Res	Type	Atoms	Z	Observed(°)	Ideal(°)
38	A4	140	G	C4-C5-N7	-5.03	108.79	110.80
80	A6	512	A	C3'-C2'-C1'	-5.03	97.48	101.50
36	A5	16	A	C5-C6-N1	5.03	120.21	117.70
36	A5	584	G	N1-C6-O6	-5.03	116.88	119.90
36	A5	1660	C	N1-C2-N3	5.03	122.72	119.20
36	A5	2337	C	C5-C6-N1	-5.03	118.49	121.00
36	A5	3212	C	N1-C2-N3	5.03	122.72	119.20
1	A2	555	A	N3-C4-C5	-5.03	123.28	126.80
1	A2	914	G	C4-N9-C1'	5.03	133.03	126.50
25	AX	111	GLY	N-CA-C	-5.03	100.54	113.10
36	A1	425	G	N1-C2-N2	-5.03	111.68	116.20
36	A1	2383	C	C6-N1-C2	5.03	122.31	120.30
36	A1	2752	U	C5-C6-N1	-5.03	120.19	122.70
41	BC	246	ARG	CG-CD-NE	-5.03	101.25	111.80
64	Ba	12	ARG	NE-CZ-NH1	5.03	122.81	120.30
80	A6	1269	U	C6-N1-C2	-5.03	117.98	121.00
80	A6	1428	G	N9-C4-C5	5.03	107.41	105.40
36	A5	98	G	C5-C6-O6	-5.03	125.58	128.60
36	A5	1906	G	C5-C6-O6	-5.03	125.58	128.60
36	A5	2742	C	C2-N3-C4	-5.03	117.39	119.90
36	A5	2813	A	C5-C6-N6	5.03	127.72	123.70
36	A5	2945	G	C5-C6-O6	-5.03	125.58	128.60
36	A5	3049	A	N1-C6-N6	5.03	121.61	118.60
36	A5	3246	G	C5-C6-O6	-5.03	125.58	128.60
37	A7	96	U	N3-C4-C5	5.03	117.62	114.60
1	A2	404	G	N1-C6-O6	5.02	122.91	119.90
36	A1	411	U	C5-C6-N1	-5.02	120.19	122.70
36	A1	808	A	C6-C5-N7	5.02	135.82	132.30
36	A1	1493	G	N3-C4-N9	-5.02	122.99	126.00
36	A1	1899	G	N3-C2-N2	5.02	123.42	119.90
36	A1	2154	U	C2-N1-C1'	5.02	123.73	117.70
80	A6	96	G	C2-N3-C4	-5.02	109.39	111.90
36	A5	949	C	N1-C2-N3	5.02	122.72	119.20
36	A5	1481	A	C4-C5-C6	5.02	119.51	117.00
36	A5	2647	A	N1-C2-N3	5.02	131.81	129.30
38	A8	79	A	N1-C6-N6	5.02	121.61	118.60
1	A2	1568	C	P-O3'-C3'	5.02	125.73	119.70
1	A2	1629	G	N1-C2-N2	-5.02	111.68	116.20
36	A1	869	G	N3-C4-N9	5.02	129.01	126.00
36	A1	995	U	C5-C6-N1	5.02	125.21	122.70
36	A1	1372	C	C5-C6-N1	-5.02	118.49	121.00
36	A1	2249	G	C6-N1-C2	-5.02	122.09	125.10

Continued on next page...

Continued from previous page...

Mol	Chain	Res	Type	Atoms	Z	Observed(°)	Ideal(°)
36	A1	2541	U	N1-C2-O2	5.02	126.31	122.80
36	A1	2924	U	N3-C4-O4	-5.02	115.88	119.40
36	A1	3212	C	C2-N3-C4	-5.02	117.39	119.90
36	A1	3218	A	C2-N3-C4	-5.02	108.09	110.60
49	BL	76	THR	N-CA-CB	5.02	119.84	110.30
80	A6	531	C	C6-N1-C2	-5.02	118.29	120.30
80	A6	972	G	N7-C8-N9	-5.02	110.59	113.10
36	A5	191	U	C2-N1-C1'	-5.02	111.67	117.70
36	A5	391	A	C8-N9-C4	5.02	107.81	105.80
36	A5	2306	C	C5-C6-N1	5.02	123.51	121.00
36	A1	1306	G	N3-C2-N2	-5.02	116.39	119.90
36	A1	2314	U	N3-C4-O4	5.02	122.92	119.40
36	A5	530	G	N9-C4-C5	5.02	107.41	105.40
1	A2	1600	A	C3'-C2'-C1'	-5.02	97.48	101.50
1	A2	1791	A	C5-C6-N1	5.02	120.21	117.70
36	A1	406	G	C6-N1-C2	5.02	128.11	125.10
36	A1	2204	C	C6-N1-C2	-5.02	118.29	120.30
36	A1	2642	A	N3-C4-N9	-5.02	123.38	127.40
36	A1	2770	G	C5-N7-C8	-5.02	101.79	104.30
36	A1	2904	U	N3-C4-C5	5.02	117.61	114.60
36	A1	3098	G	N3-C2-N2	5.02	123.41	119.90
36	A5	609	G	C8-N9-C4	-5.02	104.39	106.40
36	A5	840	C	C4-C5-C6	5.02	119.91	117.40
36	A5	2353	G	N3-C4-C5	-5.02	126.09	128.60
36	A5	3048	A	C5-C6-N6	-5.02	119.69	123.70
59	DV	87	ARG	NE-CZ-NH2	-5.02	117.79	120.30
1	A2	1441	C	C5-C6-N1	-5.02	118.49	121.00
36	A1	357	A	C5-C6-N1	5.02	120.21	117.70
36	A1	2316	G	N1-C6-O6	5.02	122.91	119.90
36	A1	2381	G	C8-N9-C4	5.02	108.41	106.40
80	A6	805	U	N3-C4-C5	-5.02	111.59	114.60
36	A5	432	G	N1-C2-N2	-5.02	111.68	116.20
36	A5	1004	U	C5-C4-O4	5.02	128.91	125.90
36	A5	2179	C	N3-C2-O2	5.02	125.41	121.90
36	A5	2343	C	N1-C2-O2	-5.02	115.89	118.90
36	A5	2393	G	N7-C8-N9	-5.02	110.59	113.10
36	A5	2878	G	C5-C6-N1	5.02	114.01	111.50
36	A5	3266	G	N3-C4-N9	-5.02	122.99	126.00
38	A8	40	A	N7-C8-N9	5.02	116.31	113.80
33	Af	106	TYR	N-CA-C	-5.02	97.46	111.00
36	A1	634	C	N3-C4-N4	-5.02	114.49	118.00
36	A1	1501	U	C5-C6-N1	5.02	125.21	122.70

Continued on next page...

Continued from previous page...

Mol	Chain	Res	Type	Atoms	Z	Observed(°)	Ideal(°)
36	A1	3088	G	C5-N7-C8	5.02	106.81	104.30
80	A6	1550	A	C4-C5-N7	5.02	113.21	110.70
36	A5	1932	A	N1-C2-N3	5.02	131.81	129.30
36	A5	2323	G	C5-C6-O6	5.02	131.61	128.60
36	A5	2972	G	N1-C2-N2	-5.02	111.69	116.20
36	A1	1366	A	C2-N3-C4	5.01	113.11	110.60
36	A1	1382	G	N1-C6-O6	5.01	122.91	119.90
36	A1	1855	U	C2-N1-C1'	5.01	123.72	117.70
36	A1	2117	A	C4-C5-N7	-5.01	108.19	110.70
36	A1	2350	C	N3-C2-O2	-5.01	118.39	121.90
62	BY	112	ASP	CB-CG-OD1	5.01	122.81	118.30
36	A5	916	G	C6-N1-C2	5.01	128.11	125.10
36	A5	1463	U	C5-C4-O4	-5.01	122.89	125.90
36	A5	1872	C	C2-N3-C4	-5.01	117.39	119.90
36	A5	2379	U	C2-N3-C4	-5.01	123.99	127.00
36	A5	2808	A	C8-N9-C1'	-5.01	118.67	127.70
36	A5	3241	G	C6-C5-N7	-5.01	127.39	130.40
38	A8	4	C	C6-N1-C2	-5.01	118.29	120.30
38	A8	99	C	C2-N3-C4	-5.01	117.39	119.90
48	DJ	92	ARG	NE-CZ-NH1	5.01	122.81	120.30
36	A5	2349	U	N3-C4-O4	-5.01	115.89	119.40
36	A5	2369	G	N3-C4-N9	5.01	129.01	126.00
1	A2	613	G	N3-C2-N2	5.01	123.41	119.90
1	A2	1324	G	N3-C4-C5	5.01	131.11	128.60
1	A2	1780	G	N1-C6-O6	5.01	122.91	119.90
36	A1	582	G	N1-C2-N2	5.01	120.71	116.20
36	A1	1100	U	N1-C2-N3	5.01	117.91	114.90
36	A1	1157	G	C5-C6-O6	5.01	131.61	128.60
36	A1	2904	U	C4-C5-C6	-5.01	116.69	119.70
80	A6	381	C	N3-C4-N4	-5.01	114.49	118.00
80	A6	1200	G	N3-C4-N9	-5.01	122.99	126.00
80	A6	1747	G	C2-N3-C4	-5.01	109.39	111.90
36	A5	1078	U	N3-C2-O2	5.01	125.71	122.20
36	A5	2847	A	C5-C6-N6	5.01	127.71	123.70
1	A2	158	U	P-O3'-C3'	5.01	125.71	119.70
36	A1	375	A	C4-C5-N7	5.01	113.20	110.70
36	A1	431	U	C5-C6-N1	-5.01	120.20	122.70
36	A1	678	G	C2-N3-C4	5.01	114.41	111.90
36	A1	2117	A	N9-C4-C5	5.01	107.80	105.80
13	CL	128	CYS	N-CA-C	5.01	124.52	111.00
36	A5	820	A	N1-C2-N3	5.01	131.80	129.30
36	A5	880	G	C8-N9-C4	5.01	108.40	106.40

Continued on next page...

Continued from previous page...

Mol	Chain	Res	Type	Atoms	Z	Observed(°)	Ideal(°)
36	A5	914	A	C2-N3-C4	-5.01	108.09	110.60
36	A5	1347	U	C2-N1-C1'	-5.01	111.69	117.70
1	A2	324	U	N1-C2-N3	5.01	117.91	114.90
36	A1	1377	G	N3-C2-N2	5.01	123.41	119.90
36	A1	2276	G	N1-C2-N3	-5.01	120.89	123.90
36	A1	2411	U	N3-C4-C5	5.01	117.61	114.60
36	A1	3362	A	C6-N1-C2	-5.01	115.59	118.60
1	A2	902	G	N1-C6-O6	5.01	122.90	119.90
36	A1	34	A	C4-C5-N7	5.01	113.20	110.70
36	A1	189	G	N3-C2-N2	5.01	123.41	119.90
36	A1	571	U	C5-C6-N1	-5.01	120.20	122.70
36	A1	637	C	P-O3'-C3'	5.01	125.71	119.70
36	A1	2409	G	N1-C2-N2	-5.01	111.69	116.20
36	A1	2504	U	C2-N1-C1'	5.01	123.71	117.70
36	A1	3172	A	N7-C8-N9	-5.01	111.30	113.80
36	A1	3361	G	N3-C2-N2	5.01	123.41	119.90
37	A3	15	C	N1-C2-O2	-5.01	115.90	118.90
38	A4	105	A	C6-N1-C2	5.01	121.60	118.60
39	BA	44	ILE	CB-CA-C	-5.01	101.59	111.60
47	BI	21	ARG	NE-CZ-NH1	-5.01	117.80	120.30
80	A6	980	G	C8-N9-C4	5.01	108.40	106.40
80	A6	1329	A	C4-C5-N7	5.01	113.20	110.70
36	A5	126	U	C2-N3-C4	-5.01	124.00	127.00
36	A5	270	U	N1-C2-O2	5.01	126.30	122.80
36	A5	628	A	C5-C6-N1	5.01	120.20	117.70
36	A5	2352	A	C4-C5-C6	5.01	119.50	117.00
36	A5	2361	A	N1-C6-N6	-5.01	115.60	118.60
36	A5	2375	G	N3-C2-N2	5.01	123.40	119.90
36	A5	3094	A	N7-C8-N9	-5.01	111.30	113.80
36	A5	3183	A	N1-C6-N6	5.01	121.60	118.60
38	A8	76	C	C2-N1-C1'	-5.01	113.29	118.80
1	A2	1215	C	N3-C2-O2	-5.00	118.40	121.90
17	AP	42	ARG	NE-CZ-NH1	5.00	122.80	120.30
36	A1	817	A	C4-C5-C6	5.00	119.50	117.00
1	A2	431	C	N3-C2-O2	-5.00	118.40	121.90
1	A2	1633	A	C8-N9-C4	-5.00	103.80	105.80
36	A1	2152	A	C6-C5-N7	5.00	135.80	132.30
36	A1	2294	U	N1-C2-N3	5.00	117.90	114.90
36	A1	2376	G	C5-C6-O6	-5.00	125.60	128.60
36	A1	3188	G	C4-N9-C1'	5.00	133.01	126.50
37	A3	2	G	N1-C6-O6	-5.00	116.90	119.90
37	A3	37	G	C5-C6-O6	-5.00	125.60	128.60

Continued on next page...

Continued from previous page...

Mol	Chain	Res	Type	Atoms	Z	Observed(°)	Ideal(°)
80	A6	1481	C	N3-C2-O2	-5.00	118.40	121.90
80	A6	1666	U	N1-C2-N3	5.00	117.90	114.90
36	A5	2994	A	N1-C2-N3	5.00	131.80	129.30
1	A2	1258	U	N1-C2-O2	5.00	126.30	122.80
1	A2	1432	U	C2-N1-C1'	-5.00	111.70	117.70
36	A1	225	C	N3-C4-N4	5.00	121.50	118.00
36	A1	633	C	C6-N1-C2	5.00	122.30	120.30
36	A1	1523	U	C2-N3-C4	-5.00	124.00	127.00
36	A1	1668	G	N1-C2-N3	5.00	126.90	123.90
36	A1	2168	A	N9-C4-C5	-5.00	103.80	105.80
36	A1	2736	A	N1-C2-N3	5.00	131.80	129.30
36	A1	3015	G	C2-N3-C4	5.00	114.40	111.90
36	A5	509	U	N3-C4-O4	-5.00	115.90	119.40

There are no chirality outliers.

All (67) planarity outliers are listed below:

Mol	Chain	Res	Type	Group
36	A1	1329	U	Sidechain
36	A1	406	G	Sidechain
36	A1	835	G	Sidechain
36	A5	2898	G	Sidechain
3	AB	131	ASP	Peptide
9	AH	131	PHE	Peptide
13	AL	127	GLN	Peptide
16	AO	124	ASP	Peptide
19	AR	22	PRO	Peptide
19	AR	85	VAL	Peptide
27	AZ	54	VAL	Peptide
27	AZ	93	SER	Peptide
27	AZ	96	SER	Peptide
29	Ab	42	ASN	Peptide
33	Af	105	TYR	Peptide
33	Af	138	ARG	Peptide
35	Ah	134	ASP	Sidechain
40	BB	172	ALA	Peptide
41	BC	318	LEU	Peptide
43	BE	129	GLU	Peptide
43	BE	51	ARG	Peptide
44	BF	157	ASN	Peptide
45	BG	158	ASP	Peptide
45	BG	30	THR	Peptide

Continued on next page...

Continued from previous page...

Mol	Chain	Res	Type	Group
45	BG	74	THR	Peptide
46	BH	21	LYS	Peptide
48	BJ	8	PRO	Peptide
52	BO	110[A]	PRO	Peptide
52	BO	110[B]	PRO	Peptide
57	BT	16	GLN	Peptide
65	Bb	19	ASN	Peptide
65	Bb	20	GLY	Peptide
67	Bd	110	GLU	Peptide
78	Bo	93	LEU	Peptide
2	CA	165	ARG	Peptide
5	CD	203	PRO	Peptide
7	CF	44	ASN	Peptide
7	CF	99	MET	Peptide
11	CJ	168	ARG	Peptide
11	CJ	88	GLU	Peptide
11	CJ	89	ASP	Peptide
16	CO	131	GLY	Peptide
17	CP	52	LYS	Peptide
18	CQ	41	PRO	Peptide
22	CU	70	THR	Peptide
25	CX	44	GLY	Peptide
27	CZ	85	LYS	Peptide
27	CZ	87	GLY	Peptide
33	Cf	102	VAL	Peptide
33	Cf	129	GLY	Peptide
39	DA	143	GLU	Peptide
39	DA	211	HIS	Peptide
41	DC	91	GLY	Peptide
42	DD	271	LYS	Peptide
43	DE	129	GLU	Peptide
44	DF	192	GLY	Peptide
44	DF	226	GLY	Peptide
52	DO	110[A]	PRO	Peptide
52	DO	68[B]	ARG	Peptide
56	DS	133	ALA	Peptide
59	DV	41	GLY	Peptide
62	DY	111	LEU	Peptide
63	DZ	101	PHE	Peptide
64	Da	26	ARG	Peptide
64	Da	66	ALA	Peptide
64	Da	75	LEU	Peptide

Continued on next page...

Continued from previous page...

Mol	Chain	Res	Type	Group
65	Db	19	ASN	Peptide

5.2 Too-close contacts ⓘ

In the following table, the Non-H and H(model) columns list the number of non-hydrogen atoms and hydrogen atoms in the chain respectively. The H(added) column lists the number of hydrogen atoms added and optimized by MolProbity. The Clashes column lists the number of clashes within the asymmetric unit, whereas Symm-Clashes lists symmetry related clashes.

Mol	Chain	Non-H	H(model)	H(added)	Clashes	Symm-Clashes
1	A2	37835	0	19062	1052	0
2	AA	1577	0	1567	102	0
2	CA	1583	0	1578	87	0
3	AB	1709	0	1784	122	0
3	CB	1722	0	1793	75	0
4	AC	1635	0	1723	53	0
4	CC	1635	0	1723	60	0
5	AD	1734	0	1817	66	0
5	CD	1734	0	1817	50	0
6	AE	2068	0	2154	71	0
6	CE	2068	0	2154	89	0
7	AF	1609	0	1675	67	0
7	CF	1609	0	1675	70	0
8	AG	1799	0	1879	88	0
8	CG	1755	0	1846	57	0
9	AH	1481	0	1572	82	0
9	CH	1491	0	1578	65	0
10	AI	1489	0	1525	67	0
10	CI	1489	0	1525	47	0
11	AJ	1494	0	1573	81	0
11	CJ	1494	0	1573	78	0
12	AK	772	0	727	43	0
12	CK	761	0	697	35	0
13	AL	1213	0	1257	49	0
13	CL	1168	0	1233	39	0
14	AM	890	0	887	46	0
14	CM	890	0	887	51	0
15	AN	1192	0	1255	42	0
15	CN	1192	0	1255	40	0
16	AO	891	0	883	57	0
16	CO	949	0	985	43	0
17	AP	977	0	1002	44	0

Continued on next page...

Continued from previous page...

Mol	Chain	Non-H	H(model)	H(added)	Clashes	Symm-Clashes
17	CP	1039	0	1050	67	0
18	AQ	1105	0	1166	68	0
18	CQ	1111	0	1171	49	0
19	AR	926	0	930	40	0
19	CR	906	0	909	38	0
20	AS	1192	0	1222	63	1
20	CS	1192	0	1222	56	0
21	AT	1112	0	1124	65	0
21	CT	1112	0	1124	45	0
22	AU	855	0	917	38	0
22	CU	882	0	939	55	0
23	AV	684	0	672	39	0
23	CV	684	0	672	30	0
24	AW	1021	0	1060	55	0
24	CW	1021	0	1060	28	0
25	AX	1121	0	1196	48	0
25	CX	1121	0	1196	32	0
26	AY	1073	0	1132	40	0
26	CY	1073	0	1132	49	0
27	AZ	563	0	603	42	0
27	CZ	558	0	598	29	0
28	Aa	769	0	814	0	0
28	Ca	769	0	815	0	0
29	Ab	610	0	630	0	0
29	Cb	610	0	631	0	0
30	Ac	497	0	535	0	0
30	Cc	497	0	535	0	0
31	Ad	442	0	428	0	0
31	Cd	442	0	428	0	0
32	Ae	475	0	525	0	0
32	Ce	491	0	542	0	0
33	Af	516	0	517	0	0
33	Cf	544	0	546	0	0
34	Ag	2437	0	2386	0	0
34	Cg	2442	0	2392	0	0
35	Ah	1105	0	960	0	0
36	A1	67355	0	33821	1318	0
36	A5	67376	0	33831	1282	0
37	A3	2579	0	1304	38	0
37	A7	2579	0	1303	43	0
38	A4	3353	0	1691	54	0
38	A8	3353	0	1695	56	0

Continued on next page...

Continued from previous page...

Mol	Chain	Non-H	H(model)	H(added)	Clashes	Symm-Clashes
39	BA	1914	0	1981	65	0
39	DA	1912	0	1976	82	0
40	BB	3075	0	3142	158	0
40	DB	3075	0	3142	119	0
41	BC	2748	0	2859	97	0
41	DC	2748	0	2859	95	0
42	BD	2375	0	2325	100	0
42	DD	2359	0	2311	89	0
43	BE	1239	0	1326	37	0
43	DE	1248	0	1339	33	0
44	BF	1784	0	1862	72	0
44	DF	1791	0	1869	45	0
45	BG	1804	0	1877	81	0
45	DG	1763	0	1819	73	0
46	BH	1518	0	1587	63	0
46	DH	1518	0	1587	67	0
47	BI	1705	0	1736	83	0
47	DI	1722	0	1755	51	1
48	BJ	1353	0	1383	65	0
48	DJ	1353	0	1383	56	0
49	BL	1543	0	1608	50	0
49	DL	1548	0	1613	45	0
50	BM	1053	0	1149	42	0
50	DM	1059	0	1154	41	0
51	BN	1720	0	1779	65	0
51	DN	1720	0	1779	68	0
52	BO	3119	0	3302	75	0
52	DO	3119	0	3302	89	0
53	BP	1420	0	1437	67	0
53	DP	1227	0	1236	34	0
54	BQ	1441	0	1543	51	0
54	DQ	1441	0	1543	40	0
55	BR	1521	0	1617	64	0
55	DR	1521	0	1617	39	0
56	BS	1445	0	1487	50	0
56	DS	1445	0	1487	49	0
57	BT	1276	0	1323	37	0
57	DT	1276	0	1323	50	0
58	BU	796	0	812	21	0
58	DU	778	0	791	25	0
59	BV	1003	0	1048	50	0
59	DV	1003	0	1048	28	0

Continued on next page...

Continued from previous page...

Mol	Chain	Non-H	H(model)	H(added)	Clashes	Symm-Clashes
60	BW	699	0	640	17	0
60	DW	1038	0	1071	21	0
61	BX	964	0	1025	22	0
61	DX	959	0	1023	24	0
62	BY	993	0	1081	31	0
62	DY	993	0	1081	27	0
63	BZ	1092	0	1155	43	0
63	DZ	1092	0	1155	54	0
64	Ba	1173	0	1215	0	0
64	Da	1173	0	1215	0	0
65	Bb	462	0	491	0	0
65	Db	462	0	491	0	0
66	Bc	743	0	797	0	0
66	Dc	767	0	816	0	0
67	Bd	876	0	912	0	0
67	Dd	883	0	918	0	0
68	Be	1020	0	1090	0	0
68	De	1020	0	1090	0	0
69	Bf	850	0	880	0	0
69	Df	850	0	880	0	0
70	Bg	880	0	945	0	0
70	Dg	880	0	945	0	0
71	Bh	969	0	1078	0	0
71	Dh	965	0	1067	0	0
72	Bi	771	0	849	0	0
72	Di	770	0	846	0	0
73	Bj	681	0	683	0	0
73	Dj	681	0	683	0	0
74	Bk	612	0	682	0	0
74	Dk	608	0	671	0	0
75	Bl	436	0	475	0	0
75	Dl	436	0	475	0	0
76	Bm	417	0	456	0	0
76	Dm	417	0	455	0	0
77	Bn	233	0	284	0	0
77	Dn	233	0	284	0	0
78	Bo	847	0	916	0	0
78	Do	847	0	915	0	0
79	Bp	694	0	734	0	0
79	Dp	694	0	734	0	0
80	A6	38021	0	19178	890	0
81	Ch	680	0	542	0	0

Continued on next page...

Continued from previous page...

Mol	Chain	Non-H	H(model)	H(added)	Clashes	Symm-Clashes
82	DK	750	0	185	12	0
83	Dq	1077	0	1012	0	0
84	Dr	235	0	50	0	0
85	Ds	230	0	49	0	0
86	A1	2891	0	0	486	1
86	A2	1316	0	0	231	0
86	A3	91	0	0	7	0
86	A4	105	0	0	9	0
86	A5	2926	0	0	479	0
86	A6	1399	0	0	209	0
86	A7	91	0	0	13	0
86	A8	133	0	0	24	0
86	AC	7	0	0	5	0
86	AI	7	0	0	1	0
86	AL	7	0	0	6	0
86	AN	7	0	0	1	0
86	AP	7	0	0	3	0
86	Ad	7	0	0	0	0
86	Ag	7	0	0	0	0
86	BA	7	0	0	5	0
86	BB	14	0	0	2	0
86	BC	7	0	0	2	0
86	BD	7	0	0	1	0
86	BI	28	0	0	21	0
86	BN	7	0	0	0	0
86	BO	7	0	0	1	0
86	BP	14	0	0	2	0
86	BR	7	0	0	1	0
86	BT	7	0	0	0	0
86	Bb	7	0	0	0	0
86	Bf	7	0	0	0	0
86	Bj	21	0	0	0	0
86	Bo	7	0	0	0	0
86	CB	7	0	0	0	0
86	CG	14	0	0	4	1
86	CI	7	0	0	1	0
86	CJ	7	0	0	3	0
86	CL	7	0	0	5	0
86	CN	7	0	0	2	0
86	CP	14	0	0	7	0
86	CS	7	0	0	0	0
86	CY	14	0	0	0	0

Continued on next page...

Continued from previous page...

Mol	Chain	Non-H	H(model)	H(added)	Clashes	Symm-Clashes
86	Cd	7	0	0	0	0
86	Cg	7	0	0	0	0
86	DA	7	0	0	6	0
86	DB	14	0	0	1	0
86	DC	14	0	0	2	0
86	DD	7	0	0	1	0
86	DG	7	0	0	6	0
86	DH	7	0	0	0	0
86	DI	14	0	0	1	0
86	DJ	7	0	0	1	0
86	DM	7	0	0	0	0
86	DO	7	0	0	0	0
86	DP	7	0	0	1	0
86	DQ	7	0	0	0	0
86	DR	7	0	0	1	0
86	DV	7	0	0	1	0
86	Db	7	0	0	0	0
86	De	7	0	0	0	0
86	Df	7	0	0	0	0
86	Dg	7	0	0	0	0
86	Dh	7	0	0	0	0
86	Dj	7	0	0	0	0
86	Do	7	0	0	0	0
87	A1	695	0	0	0	0
87	A2	171	0	0	0	0
87	A3	19	0	0	0	0
87	A4	34	0	0	0	0
87	A5	763	0	0	0	0
87	A6	239	0	0	0	0
87	A7	26	0	0	0	0
87	A8	20	0	0	0	0
87	AB	2	0	0	0	0
87	AC	1	0	0	0	0
87	AE	1	0	0	0	0
87	AI	2	0	0	0	0
87	AJ	1	0	0	0	0
87	AL	2	0	0	0	0
87	AN	1	0	0	0	0
87	AP	1	0	0	0	0
87	AS	2	0	0	0	0
87	AX	1	0	0	0	0
87	Aa	1	0	0	0	0

Continued on next page...

Continued from previous page...

Mol	Chain	Non-H	H(model)	H(added)	Clashes	Symm-Clashes
87	Ad	3	0	0	0	0
87	Af	1	0	0	0	0
87	BA	5	0	0	0	0
87	BB	4	0	0	0	0
87	BC	6	0	0	0	0
87	BD	1	0	0	0	0
87	BE	1	0	0	0	0
87	BF	2	0	0	0	0
87	BG	1	0	0	0	0
87	BI	4	0	0	0	0
87	BJ	1	0	0	0	0
87	BL	5	0	0	0	0
87	BN	6	0	0	0	0
87	BO	8	0	0	0	0
87	BP	10	0	0	0	0
87	BQ	4	0	0	0	0
87	BR	4	0	0	0	0
87	BS	2	0	0	0	0
87	BT	1	0	0	0	0
87	BV	5	0	0	0	0
87	BY	2	0	0	0	0
87	Ba	8	0	0	0	0
87	Bd	1	0	0	0	0
87	Be	2	0	0	0	0
87	Bf	1	0	0	0	0
87	Bg	1	0	0	0	0
87	Bj	7	0	0	0	0
87	Bl	1	0	0	0	0
87	Bm	1	0	0	0	0
87	Bo	3	0	0	0	0
87	CB	1	0	0	0	0
87	CE	1	0	0	0	0
87	CF	2	0	0	0	0
87	CG	2	0	0	0	0
87	CI	2	0	0	0	0
87	CL	3	0	0	0	0
87	CP	1	0	0	0	0
87	CQ	2	0	0	0	0
87	CS	2	0	0	0	0
87	CX	2	0	0	0	0
87	CY	2	0	0	0	0
87	CZ	1	0	0	0	0

Continued on next page...

Continued from previous page...

Mol	Chain	Non-H	H(model)	H(added)	Clashes	Symm-Clashes
87	Ca	1	0	0	0	0
87	Cd	1	0	0	0	0
87	Ch	2	0	0	0	0
87	DA	4	0	0	0	0
87	DB	13	0	0	0	0
87	DC	5	0	0	0	0
87	DD	7	0	0	0	0
87	DF	4	0	0	0	0
87	DG	1	0	0	0	0
87	DH	2	0	0	0	0
87	DJ	2	0	0	0	0
87	DL	1	0	0	0	0
87	DM	2	0	0	0	0
87	DN	1	0	0	0	0
87	DO	8	0	0	0	0
87	DP	7	0	0	0	0
87	DQ	1	0	0	0	0
87	DR	1	0	0	0	0
87	DS	4	0	0	0	0
87	DT	3	0	0	0	0
87	DV	3	0	0	0	0
87	DW	1	0	0	0	0
87	DY	2	0	0	0	0
87	Da	4	0	0	0	0
87	Db	1	0	0	0	0
87	Dd	1	0	0	0	0
87	De	2	0	0	0	0
87	Df	4	0	0	0	0
87	Dg	2	0	0	0	0
87	Dj	3	0	0	0	0
87	Dl	1	0	0	0	0
87	Dm	1	0	0	0	0
87	Dn	1	0	0	0	0
87	Do	1	0	0	0	0
87	Dp	3	0	0	0	0
87	Dq	1	0	0	0	0
88	Aa	1	0	0	0	0
88	Ab	1	0	0	0	0
88	Ad	1	0	0	0	0
88	Af	1	0	0	0	0
88	Bj	1	0	0	0	0
88	Bm	1	0	0	0	0

Continued on next page...

Continued from previous page...

Mol	Chain	Non-H	H(model)	H(added)	Clashes	Symm-Clashes
88	Bo	1	0	0	0	0
88	Bp	1	0	0	0	0
88	Ca	1	0	0	0	0
88	Cb	1	0	0	0	0
88	Cd	1	0	0	0	0
88	Cf	1	0	0	0	0
88	Dj	1	0	0	0	0
88	Dm	1	0	0	0	0
88	Do	1	0	0	0	0
88	Dp	1	0	0	0	0
89	CI	1	0	0	0	0
89	DB	1	0	0	0	0
All	All	416785	0	300420	10055	2

The all-atom clashscore is defined as the number of clashes found per 1000 atoms (including hydrogen atoms). The all-atom clashscore for this structure is 16.

All (10055) close contacts within the same asymmetric unit are listed below, sorted by their clash magnitude.

Atom-1	Atom-2	Interatomic distance (Å)	Clash overlap (Å)
54:DQ:171:LYS:NZ	54:DQ:171:LYS:CE	1.67	1.52
48:DJ:8:PRO:CG	48:DJ:8:PRO:CB	1.75	1.50
1:A2:1686:C:H2'	1:A2:1687:U:H6	1.07	1.16
36:A1:1733:G:OP2	86:A1:3811:OHX:N6	1.84	1.10
80:A6:1636:C:H4'	80:A6:1637:C:H5'	1.34	1.09
36:A1:1481:A:O2'	36:A1:1858:A:N3	1.86	1.08
40:DB:296:THR:HG22	40:DB:298:PHE:H	1.18	1.06
36:A5:3255:U:O4	86:A5:3813:OHX:N2	1.88	1.06
36:A5:1345:G:N7	86:A5:3580:OHX:N5	2.03	1.05
40:DB:41:VAL:HA	40:DB:185:GLY:HA3	1.39	1.05
1:A2:1620:C:OP2	86:A2:2076:OHX:N6	1.90	1.04
40:BB:41:VAL:HA	40:BB:185:GLY:HA3	1.39	1.04
80:A6:1330:G:H21	19:CR:8:THR:HG21	1.24	1.03
36:A1:1949:G:OP1	55:BR:104:ARG:NH1	1.92	1.02
38:A4:135:G:OP2	61:BX:56:ARG:NH2	1.90	1.02
36:A1:31:C:OP2	51:BN:188:ARG:NH2	1.92	1.02
1:A2:1715:G:O6	1:A2:1716:C:N4	1.93	1.00
46:BH:91:ARG:HH21	46:BH:91:ARG:HG3	1.22	1.00
1:A2:1492:A:HO2'	1:A2:1493:A:H8	1.01	1.00
36:A1:128:G:OP2	86:A1:3798:OHX:N2	1.94	0.99
1:A2:1686:C:H2'	1:A2:1687:U:C6	1.98	0.99

Continued on next page...

Continued from previous page...

Atom-1	Atom-2	Interatomic distance (Å)	Clash overlap (Å)
50:DM:19:ARG:HA	50:DM:69:THR:HG22	1.41	0.99
1:A2:701:U:H3	1:A2:737:A:H61	1.06	0.99
36:A5:556:U:OP2	86:A5:3732:OHX:N5	1.95	0.98
36:A5:437:G:H22	36:A5:622:A:H61	1.01	0.98
36:A1:3049:A:OP2	86:A1:3758:OHX:N1	1.95	0.98
9:AH:9:LEU:HD21	9:AH:17:GLU:HB3	1.43	0.98
36:A1:2620:G:O6	86:A1:3667:OHX:N5	1.97	0.97
36:A5:437:G:N7	86:A5:3811:OHX:N3	2.13	0.97
11:AJ:60:LEU:HD21	11:AJ:93:LEU:HD21	1.45	0.97
36:A1:3182:G:OP1	52:BO:160[A]:ARG:NH2	1.97	0.97
36:A5:555:U:O2'	86:A5:3732:OHX:N1	1.99	0.96
80:A6:991:G:OP2	86:A6:2033:OHX:N2	1.97	0.96
7:AF:117:THR:HG21	7:AF:194:LEU:HD12	1.47	0.96
36:A5:2836:C:H5	36:A5:2852:C:H42	1.07	0.96
80:A6:484:C:H42	80:A6:503:G:H1	1.08	0.96
80:A6:647:G:N2	80:A6:687:G:H22	1.64	0.96
36:A1:556:U:OP2	86:A1:3687:OHX:N4	1.99	0.96
36:A1:1464:G:OP2	86:A1:3806:OHX:N5	1.98	0.96
36:A5:31:C:OP2	51:DN:188:ARG:NH2	1.99	0.95
1:A2:1010:C:OP2	86:A2:2014:OHX:N6	1.99	0.95
80:A6:1588:G:H1	80:A6:1608:U:H3	1.02	0.95
80:A6:1306:C:OP1	86:A6:2071:OHX:N6	1.99	0.95
1:A2:1588:G:H1	1:A2:1608:U:H3	1.13	0.95
21:AT:57:ARG:HH11	21:AT:57:ARG:HG3	1.26	0.95
11:CJ:110:GLN:HE22	11:CJ:126:ARG:HG2	1.29	0.94
51:BN:110:ALA:HB1	51:BN:113:LEU:HD23	1.49	0.94
36:A5:652:G:OP2	86:A5:3695:OHX:N3	2.00	0.94
46:DH:166:ARG:HH21	46:DH:168:ARG:HH12	1.08	0.94
36:A5:1877:U:H5''	36:A5:1878:G:H5'	1.50	0.94
36:A1:1733:G:OP2	86:A1:3811:OHX:N4	2.01	0.94
36:A1:1196:C:O2	86:A1:3538:OHX:N2	2.01	0.94
1:A2:151:G:O6	26:AY:124:ARG:NH2	2.01	0.94
50:BM:113:THR:HG22	50:BM:116:GLU:H	1.32	0.93
36:A1:2535:A:H61	36:A1:2544:U:H3	1.06	0.93
86:A2:1918:OHX:N4	86:A2:2067:OHX:N6	2.16	0.93
36:A1:1818:U:H3'	36:A1:1819:U:H5''	1.50	0.93
1:A2:1585:U:H3	1:A2:1611:A:H2	0.96	0.93
36:A5:652:G:OP2	86:A5:3695:OHX:N4	2.02	0.93
36:A1:1564:U:H2'	36:A1:1565:G:H8	1.33	0.92
80:A6:448:C:OP2	6:CE:49:ARG:NH1	2.01	0.92
6:CE:95:THR:HG23	6:CE:97:GLU:HG3	1.49	0.92

Continued on next page...

Continued from previous page...

Atom-1	Atom-2	Interatomic distance (Å)	Clash overlap (Å)
36:A1:3103:A:OP2	86:A1:3730:OHX:N1	2.02	0.92
36:A5:2967:A:H5''	39:DA:213:GLY:HA3	1.50	0.92
1:A2:279:G:H3'	1:A2:280:U:H5''	1.50	0.92
36:A1:817:A:OP2	86:A1:3800:OHX:N1	2.02	0.92
3:AB:97:LEU:HD13	3:AB:98:THR:H	1.34	0.92
50:DM:55:ARG:NH2	50:DM:76:ALA:O	2.03	0.92
51:DN:31:ARG:NH1	51:DN:124:ASP:OD1	2.03	0.91
46:BH:49:ASN:O	46:BH:51:GLN:N	2.03	0.91
1:A2:732:G:O6	86:A2:2012:OHX:N5	2.03	0.91
80:A6:1010:C:OP2	86:A6:2033:OHX:N3	2.03	0.91
80:A6:280:U:OP2	60:DW:113:LYS:NZ	2.04	0.91
36:A1:1222:G:HO2'	36:A1:1285:G:H1	1.16	0.91
1:A2:912:U:H4'	1:A2:913:G:H3'	1.52	0.91
36:A5:1541:G:OP2	86:A5:3606:OHX:N4	2.04	0.91
47:BI:220:GLN:O	86:BI:304:OHX:N1	2.04	0.91
3:AB:129:THR:HB	3:AB:180:THR:HA	1.51	0.91
1:A2:475:A:OP2	11:AJ:126:ARG:NH1	2.03	0.91
86:A2:1918:OHX:N2	86:A2:2067:OHX:N6	2.19	0.90
36:A1:640:U:OP1	39:BA:21:ARG:NH2	81.11	0.90
1:A2:839:U:O4	86:A2:2074:OHX:N3	2.03	0.90
36:A1:1233:G:H1	36:A1:1255:C:H42	1.15	0.90
36:A1:3182:G:OP1	52:BO:160[B]:ARG:NH2	2.03	0.90
36:A1:3129:A:OP2	86:A1:3802:OHX:N4	2.01	0.90
16:CO:50:ALA:O	16:CO:52:ARG:N	2.04	0.90
51:DN:8:GLU:HG3	51:DN:50:ARG:HH12	1.35	0.90
17:CP:138:PHE:O	86:CP:202:OHX:N6	2.05	0.90
36:A5:2818:U:H6	36:A5:2818:U:H5'	1.37	0.90
36:A1:440:A:OP1	36:A1:494:G:H1'	1.72	0.90
6:CE:125:LYS:H	6:CE:142:HIS:HD2	1.14	0.90
1:A2:1716:C:HO2'	1:A2:1717:G:H8	0.91	0.90
36:A1:1581:C:H2'	36:A1:1582:C:H5''	1.54	0.90
1:A2:1715:G:C6	1:A2:1716:C:C4	2.60	0.90
36:A1:544:C:O2	36:A1:548:G:N1	2.04	0.90
1:A2:1653:C:OP2	86:A2:1966:OHX:N4	2.05	0.90
16:AO:85:ALA:H	16:AO:119:THR:HG22	1.36	0.90
1:A2:623:A:OP1	86:A2:2055:OHX:N1	2.04	0.89
21:CT:57:ARG:HH11	21:CT:57:ARG:HG3	1.34	0.89
36:A5:3214:U:OP2	50:DM:128:ARG:NH2	2.04	0.89
48:DJ:94:ARG:O	48:DJ:96:PHE:N	2.04	0.89
36:A1:1362:G:H4'	44:BF:159:GLN:O	1.72	0.89
1:A2:1291:G:H5'	4:AC:119:LYS:HE2	1.52	0.89

Continued on next page...

Continued from previous page...

Atom-1	Atom-2	Interatomic distance (Å)	Clash overlap (Å)
80:A6:824:G:N7	86:A6:2100:OHX:N6	2.21	0.89
51:BN:37:HIS:HE1	51:BN:63:ARG:HH11	1.17	0.89
47:BI:221:ALA:O	86:BI:304:OHX:N2	2.06	0.89
36:A5:3182:G:OP1	52:DO:160[A]:ARG:NH2	2.06	0.89
36:A5:1759:C:N4	36:A5:1766:G:O6	2.07	0.88
36:A5:2233:A:OP2	86:A5:3476:OHX:N5	2.06	0.88
51:DN:146:ALA:O	51:DN:148:TYR:N	2.05	0.88
42:BD:40:HIS:HD2	42:BD:42:ALA:H	1.20	0.88
57:DT:135:PRO:O	57:DT:136:ARG:HB2	1.73	0.88
80:A6:123:G:H21	6:CE:146:THR:HG21	1.38	0.88
41:BC:300:ARG:O	54:BQ:39:ARG:NH1	2.07	0.88
3:AB:32:ILE:HD11	3:AB:46:THR:HG23	1.55	0.88
15:CN:114:ARG:HG2	15:CN:114:ARG:HH11	1.38	0.88
21:AT:63:ARG:HG3	21:AT:67:MET:HE3	1.56	0.88
18:AQ:58:ASP:O	18:AQ:60:PHE:N	2.07	0.88
80:A6:151:G:H22	80:A6:163:G:N2	1.72	0.88
1:A2:991:G:OP2	86:A2:2014:OHX:N1	2.07	0.87
11:AJ:110:GLN:HE22	11:AJ:126:ARG:HG2	1.39	0.87
1:A2:651:G:N7	86:A2:1983:OHX:N6	2.21	0.87
36:A1:2208:A:N1	86:A1:3590:OHX:N2	2.23	0.87
36:A5:3343:G:H21	36:A5:3362:A:H2	1.17	0.87
1:A2:679:U:OP2	86:A2:2082:OHX:N1	2.08	0.87
36:A5:2512:C:H5'	36:A5:2512:C:H6	1.38	0.87
36:A1:2836:C:H5	36:A1:2852:C:H42	1.17	0.87
36:A1:2503:G:H1'	36:A1:2504:U:H5	1.39	0.87
44:BF:60:ARG:HB3	44:BF:60:ARG:HH21	6.21	0.87
36:A5:640:U:OP1	39:DA:21:ARG:NH2	80.68	0.87
36:A5:2522:G:O6	39:DA:70:ARG:NH2	2.08	0.87
36:A5:1235:U:H4'	36:A5:1236:G:H5'	1.53	0.87
36:A5:437:G:O6	86:A5:3811:OHX:N5	2.07	0.87
36:A1:3118:C:H4'	50:BM:106:ARG:HH22	57.48	0.87
36:A1:1299:U:OP2	86:A1:3777:OHX:N2	2.08	0.87
19:AR:25:THR:O	19:AR:27:ASP:N	2.07	0.87
36:A5:2123:G:N7	86:A5:3613:OHX:N1	2.24	0.86
1:A2:523:G:OP2	26:AY:37:LYS:NZ	2.08	0.86
36:A1:2392:C:O2'	40:BB:266:ARG:NH2	2.07	0.86
41:BC:145:ILE:O	86:BC:401:OHX:N5	2.08	0.86
36:A1:1951:C:H42	36:A1:2095:G:H1	1.21	0.86
8:CG:20:ASP:HB3	8:CG:23:ARG:HG3	1.54	0.86
36:A5:3231:U:O4	86:A5:3813:OHX:N6	2.09	0.86
36:A1:555:U:O2'	86:A1:3687:OHX:N2	2.08	0.86

Continued on next page...

Continued from previous page...

Atom-1	Atom-2	Interatomic distance (Å)	Clash overlap (Å)
80:A6:475:A:OP2	11:CJ:126:ARG:NH1	2.08	0.86
1:A2:142:G:H22	1:A2:173:A:H2	1.23	0.86
80:A6:1227:A:O2'	80:A6:1228:G:OP2	1.92	0.86
1:A2:1680:G:O6	86:A2:1990:OHX:N5	2.09	0.86
1:A2:301:A:OP2	86:A2:1942:OHX:N2	2.08	0.86
12:AK:27:PHE:HB3	12:AK:40:LEU:HD23	1.58	0.86
36:A1:517:G:H8	36:A1:517:G:H5''	1.40	0.86
8:AG:57:ASP:HA	8:AG:106:LEU:HA	1.58	0.86
80:A6:1506:G:N7	86:A6:2086:OHX:N1	2.24	0.86
4:AC:140:ARG:NH1	23:AV:1:MET:SD	2.49	0.86
56:BS:77:VAL:HG11	56:BS:106:LEU:HD12	1.58	0.86
36:A1:3272:C:OP2	43:BE:78:ARG:NH1	2.08	0.86
47:DI:175:ASN:OD1	47:DI:176:LEU:N	2.08	0.86
1:A2:1202:A:OP1	86:A2:1992:OHX:N1	2.09	0.86
80:A6:895:G:H21	16:CO:38:THR:HG21	1.39	0.86
36:A1:978:G:O2'	36:A1:979:U:O2	1.94	0.86
36:A5:299:G:N7	86:A5:3720:OHX:N1	2.23	0.85
10:CI:34:ALA:HB2	10:CI:56:ARG:HD3	1.56	0.85
36:A5:726:G:H5'	36:A5:726:G:H8	1.41	0.85
36:A1:1654:A:H2'	36:A1:1655:G:H5''	1.56	0.85
47:BI:14:ASN:O	47:BI:128:ARG:NH2	2.10	0.85
36:A1:128:G:N7	86:A1:3798:OHX:N5	2.25	0.85
38:A4:95:G:OP2	48:BJ:72:ARG:NH1	152.36	0.85
1:A2:1529:C:OP1	7:AF:112:ARG:NH1	2.10	0.85
36:A1:394:G:O6	86:A1:3574:OHX:N5	2.09	0.85
36:A1:1759:C:N4	36:A1:1766:G:O6	2.09	0.85
36:A1:3214:U:OP2	50:BM:128:ARG:NH2	2.10	0.85
1:A2:132:U:H1'	1:A2:133:U:OP2	1.77	0.85
80:A6:1370:U:H4'	80:A6:1371:A:H4'	1.58	0.85
36:A1:2533:G:N7	86:A1:3751:OHX:N1	2.25	0.85
36:A1:1655:G:H8	36:A1:1655:G:H5'	1.42	0.85
36:A5:2181:C:OP1	39:DA:193:ARG:NH2	2.10	0.85
80:A6:230:C:H42	80:A6:235:G:H1	1.20	0.84
80:A6:1521:G:O6	21:CT:68:ARG:NH1	2.10	0.84
1:A2:320:U:H2'	1:A2:321:C:H2'	1.58	0.84
25:AX:79:ASN:HB3	25:AX:81:LYS:H	1.40	0.84
80:A6:1552:U:OP2	17:CP:43:ARG:NH2	2.09	0.84
47:DI:84:ALA:O	47:DI:140:THR:HG22	1.77	0.84
36:A5:1555:U:O4	36:A5:1557:A:N6	2.08	0.84
7:CF:222:LYS:HA	7:CF:225:ARG:HH11	1.41	0.84
52:BO:12[A]:LYS:O	56:BS:167:ARG:NH2	2.11	0.84

Continued on next page...

Continued from previous page...

Atom-1	Atom-2	Interatomic distance (Å)	Clash overlap (Å)
7:AF:73:THR:HG23	18:AQ:114:ARG:HD3	1.58	0.84
2:AA:24:LEU:O	2:AA:163:ASN:ND2	2.09	0.84
80:A6:485:A:N6	80:A6:502:U:O4	2.10	0.84
1:A2:1353:U:O4	86:A2:2028:OHX:N3	2.11	0.84
1:A2:1291:G:N2	1:A2:1324:G:H22	1.76	0.84
1:A2:1429:G:H1'	22:AU:74:GLU:HG2	1.59	0.84
36:A1:368:G:OP1	86:A1:3426:OHX:N5	2.11	0.84
2:AA:49:ASN:HB3	2:AA:52:LYS:HG3	1.56	0.84
1:A2:1508:U:O4	86:A2:1909:OHX:N5	2.11	0.83
36:A1:1815:U:O2'	36:A1:1816:A:OP2	1.94	0.83
80:A6:1180:C:OP2	86:CP:202:OHX:N5	2.11	0.83
6:AE:139:VAL:HG13	6:AE:150:PRO:HG3	1.58	0.83
36:A1:2255:A:H5'	36:A1:2261:G:H22	1.42	0.83
36:A1:3377:G:O6	86:A1:3582:OHX:N2	2.10	0.83
17:AP:126:VAL:HG13	17:AP:127:ARG:H	1.41	0.83
11:AJ:93:LEU:HA	11:AJ:96:VAL:HG13	1.59	0.83
36:A1:2310:U:OP1	86:A1:3697:OHX:N2	2.12	0.83
49:BL:165:SER:O	49:BL:167:PHE:N	2.10	0.83
37:A3:44:C:OP2	48:BJ:137:ARG:NH2	2.12	0.83
80:A6:1726:G:N7	86:A6:2002:OHX:N5	2.26	0.83
36:A1:2532:U:O4	36:A1:2547:A:N6	2.12	0.83
42:DD:95:TRP:CH2	42:DD:181:PRO:HD3	2.13	0.83
80:A6:681:U:H4'	80:A6:682:C:OP1	1.77	0.82
1:A2:1542:G:N2	1:A2:1569:A:OP2	2.12	0.82
80:A6:1098:U:OP2	4:CC:168:ARG:NE	2.12	0.82
36:A1:883:A:H5'	53:BP:133:HIS:HA	1.61	0.82
17:CP:18:ARG:HD3	20:CS:90:ASN:HD21	1.44	0.82
36:A5:3278:C:O2'	36:A5:3279:A:OP2	1.95	0.82
36:A1:2794:G:N7	86:A1:3477:OHX:N2	2.27	0.82
36:A5:172:G:N7	86:A5:3812:OHX:N1	2.27	0.82
36:A5:3232:G:O6	86:A5:3813:OHX:N4	2.13	0.82
1:A2:1041:G:OP1	86:A2:2040:OHX:N5	2.12	0.82
5:AD:108:LYS:HG2	5:AD:113:LEU:HD12	1.61	0.82
53:BP:25:SER:O	53:BP:29:THR:HG23	1.79	0.82
1:A2:1686:C:C2'	1:A2:1687:U:H6	1.91	0.82
80:A6:1385:G:N7	86:A6:1977:OHX:N6	2.27	0.82
19:CR:27:ASP:O	19:CR:31:ASN:ND2	2.13	0.82
36:A1:3317:U:H4'	36:A1:3318:G:O5'	1.78	0.82
40:BB:171:LEU:O	86:BB:401:OHX:N6	2.12	0.82
36:A5:235:A:OP2	86:A5:3780:OHX:N2	2.13	0.82
36:A5:2620:G:O6	86:A5:3644:OHX:N4	2.13	0.82

Continued on next page...

Continued from previous page...

Atom-1	Atom-2	Interatomic distance (Å)	Clash overlap (Å)
36:A5:851:C:H5''	36:A5:851:C:H6	1.44	0.82
36:A5:1231:A:H5''	36:A5:1232:C:H5'	1.61	0.82
36:A5:364:G:OP1	41:DC:60:THR:HG23	1.78	0.82
36:A1:317:A:OP2	47:BI:30:LYS:NZ	114.43	0.81
2:CA:163:ASN:O	2:CA:165:ARG:N	2.13	0.81
40:DB:169:THR:HG22	40:DB:171:LEU:H	1.45	0.81
80:A6:1492:A:HO2'	80:A6:1493:A:H8	1.28	0.81
22:AU:27:THR:HG23	22:AU:113:ASP:HB3	1.62	0.81
11:AJ:109:LEU:HB2	11:AJ:146:PHE:HB3	1.62	0.81
36:A5:2963:C:OP1	86:A5:3775:OHX:N1	2.13	0.81
41:DC:204:GLY:O	41:DC:246:ARG:NH1	2.13	0.81
16:AO:107:ARG:HG3	16:AO:107:ARG:HH21	1.45	0.81
53:DP:25:SER:O	53:DP:29:THR:HG23	1.80	0.81
36:A5:320:G:N7	86:A5:3807:OHX:N4	2.28	0.81
8:CG:73:ILE:HD12	8:CG:75:LEU:HD21	1.62	0.81
36:A1:687:U:OP2	49:BL:36:ARG:NH2	2.13	0.81
37:A3:10:C:OP2	57:BT:26:HIS:HD2	1.62	0.81
80:A6:383:G:N7	86:A6:2004:OHX:N5	2.27	0.81
1:A2:1229:G:O2'	1:A2:1255:G:N2	2.14	0.81
41:DC:300:ARG:O	54:DQ:39:ARG:NH1	2.13	0.81
36:A5:1815:U:O2'	36:A5:1816:A:OP2	1.98	0.81
86:A5:3457:OHX:N1	86:A5:3795:OHX:N3	2.28	0.81
7:AF:37:GLN:HG2	18:AQ:53:LEU:HD13	1.60	0.81
1:A2:919:A:H5'	16:AO:18:ARG:HH12	1.45	0.81
36:A5:1395:G:OP1	86:A5:3662:OHX:N4	2.14	0.81
61:DX:115:ARG:NH1	61:DX:119:THR:OG1	2.14	0.81
36:A1:2960:C:OP1	86:A1:3547:OHX:N4	2.13	0.81
36:A5:1015:U:O2'	36:A5:1017:C:OP1	1.99	0.81
36:A1:3049:A:H8	36:A1:3049:A:H5'	1.46	0.81
6:CE:9:LEU:HB2	6:CE:30:ARG:HB2	1.63	0.81
36:A5:1804:A:H2'	36:A5:1805:C:C6	2.16	0.81
1:A2:339:C:OP2	10:AI:10:LYS:NZ	2.14	0.80
80:A6:895:G:H1	80:A6:917:U:H3	1.30	0.80
10:CI:36:THR:HG21	10:CI:173:PRO:HB2	1.63	0.80
38:A4:150:G:N7	86:A4:205:OHX:N4	2.28	0.80
1:A2:829:A:O2'	1:A2:830:U:OP2	1.97	0.80
36:A1:1308:A:OP2	36:A1:1308:A:C8	2.33	0.80
11:CJ:59:LEU:HD22	11:CJ:69:ARG:HA	1.62	0.80
2:CA:22:THR:O	2:CA:24:LEU:N	2.14	0.80
36:A1:3242:G:N7	40:BB:150:ARG:HD2	1.95	0.80
36:A1:1315:U:OP2	52:BO:44[B]:SER:OG	1.99	0.80

Continued on next page...

Continued from previous page...

Atom-1	Atom-2	Interatomic distance (Å)	Clash overlap (Å)
36:A5:1348:U:OP2	54:DQ:38:ARG:NH2	2.13	0.80
36:A1:2818:U:H5'	36:A1:2818:U:H6	1.47	0.80
1:A2:1321:A:OP2	2:AA:101:ARG:NH2	2.14	0.80
41:BC:16:THR:HG22	41:BC:18:ASN:H	1.45	0.80
36:A5:1025:A:H3'	36:A5:1026:A:H4'	1.60	0.80
36:A1:563:U:OP1	56:BS:71:LYS:NZ	2.12	0.80
16:AO:50:ALA:O	16:AO:52:ARG:N	2.14	0.80
36:A1:768:C:OP1	49:BL:186:ARG:NH2	2.14	0.80
36:A1:899:U:O4	86:A1:3742:OHX:N1	2.14	0.80
36:A5:2810:C:OP1	86:A5:3593:OHX:N3	2.14	0.80
36:A5:249:U:O4	86:A5:3753:OHX:N1	2.14	0.80
36:A1:2123:G:N7	86:A1:3655:OHX:N2	2.30	0.80
17:CP:44:ARG:NH2	17:CP:82:ASN:O	2.14	0.80
46:DH:28:VAL:HG22	46:DH:33:THR:HB	1.64	0.80
80:A6:1202:A:OP1	86:A6:1985:OHX:N2	2.14	0.80
2:AA:179:ARG:HD3	2:AA:183:ARG:HH11	1.46	0.80
36:A5:170:G:O6	86:A5:3753:OHX:N1	2.14	0.80
47:BI:140:THR:HG21	47:BI:144:ASN:HD22	1.45	0.80
86:A1:3439:OHX:N4	86:A1:3802:OHX:N2	2.28	0.80
36:A1:3375:A:O2'	36:A1:3378:C:OP2	2.00	0.80
36:A5:766:U:H4'	36:A5:767:U:O5'	1.81	0.80
25:CX:79:ASN:HB2	25:CX:81:LYS:H	1.46	0.80
80:A6:235:G:H2'	80:A6:236:A:H8	1.47	0.80
36:A1:3312:U:O4	86:A1:3775:OHX:N6	2.15	0.80
80:A6:902:G:N1	16:CO:51:ASP:OD1	2.12	0.80
53:BP:62:ARG:O	86:BP:201:OHX:N1	2.15	0.80
9:AH:131:PHE:O	9:AH:133:THR:N	2.14	0.80
47:BI:221:ALA:O	86:BI:304:OHX:N4	2.15	0.80
36:A1:2443:A:N6	36:A1:2504:U:O4	2.15	0.80
82:DK:120:UNK:O	82:DK:122:UNK:N	2.15	0.80
80:A6:742:U:OP2	86:A6:2051:OHX:N5	2.15	0.80
36:A5:1696:A:OP2	86:A5:3714:OHX:N6	2.15	0.80
60:DW:46:PRO:HB2	60:DW:54:LEU:HD23	1.65	0.79
41:DC:329:PRO:O	41:DC:331:ALA:N	2.14	0.79
1:A2:79:C:H1'	8:AG:174:LYS:HD3	1.62	0.79
36:A1:1215:U:H2'	36:A1:1216:C:H5''	1.64	0.79
36:A5:2440:G:H5'	36:A5:2440:G:H8	1.46	0.79
42:DD:120:LYS:O	42:DD:248:ARG:NH2	2.15	0.79
1:A2:136:C:H4'	1:A2:137:U:OP1	1.83	0.79
48:DJ:11:ASP:O	48:DJ:12:LEU:HB2	1.81	0.79
1:A2:1064:G:O6	86:A2:2080:OHX:N6	2.15	0.79

Continued on next page...

Continued from previous page...

Atom-1	Atom-2	Interatomic distance (Å)	Clash overlap (Å)
36:A5:409:A:OP2	86:A5:3616:OHX:N3	2.16	0.79
36:A1:1862:U:OP2	86:A1:3805:OHX:N1	2.15	0.79
13:AL:99:ARG:NH1	25:AX:7:ARG:O	2.14	0.79
40:BB:239:PRO:O	40:BB:242:THR:HG23	1.83	0.79
36:A1:249:U:O2	36:A1:250:U:N3	2.13	0.79
55:BR:23:TRP:CH2	55:BR:25:ASP:HB3	2.17	0.79
36:A1:3195:U:OP1	86:A1:3788:OHX:N5	2.15	0.79
36:A1:2777:G:H8	36:A1:2777:G:H3'	1.47	0.79
50:DM:106:ARG:HH11	50:DM:106:ARG:HB2	4.36	0.79
50:BM:55:ARG:NH2	50:BM:76:ALA:O	2.16	0.79
1:A2:1229:G:HO2'	1:A2:1255:G:N2	1.80	0.79
82:DK:126:UNK:O	82:DK:130:UNK:N	2.16	0.79
1:A2:1686:C:C2'	1:A2:1687:U:O5'	2.30	0.79
1:A2:839:U:O4	86:A2:2074:OHX:N4	2.16	0.79
6:CE:125:LYS:H	6:CE:142:HIS:CD2	2.00	0.79
51:BN:37:HIS:CE1	51:BN:63:ARG:HH11	2.00	0.79
80:A6:1681:A:H2	80:A6:1720:G:H21	1.31	0.79
36:A5:776:U:H5	36:A5:2719:U:O2	1.64	0.79
1:A2:734:A:H5''	1:A2:735:C:OP1	1.83	0.79
8:CG:98:ARG:NH2	8:CG:101:ILE:O	2.14	0.79
36:A1:776:U:H5	36:A1:2719:U:O2	1.65	0.79
86:A5:3457:OHX:N1	86:A5:3795:OHX:N4	2.29	0.79
37:A7:9:C:OP1	57:DT:28:SER:OG	2.00	0.79
21:CT:37:VAL:HG11	21:CT:100:ILE:HD11	1.64	0.79
4:AC:56:ILE:HG23	4:AC:61:LEU:HB2	1.63	0.79
44:BF:60:ARG:HB3	44:BF:60:ARG:NH2	5.98	0.79
80:A6:75:U:O2'	80:A6:76:A:O5'	2.01	0.79
36:A5:2255:A:H5'	36:A5:2261:G:H22	1.47	0.79
1:A2:187:G:H4'	1:A2:188:A:OP1	1.83	0.79
3:AB:39:GLU:HG3	3:AB:40:ASN:H	1.47	0.79
36:A1:2723:U:O4	86:A1:3750:OHX:N4	2.15	0.79
7:AF:62:VAL:HG13	7:AF:89:ILE:HG21	1.64	0.79
1:A2:1681:A:H2'	1:A2:1682:U:H5'	1.65	0.79
36:A1:2356:A:H61	36:A1:2983:C:H5	1.29	0.79
36:A5:3186:A:N3	46:DH:44:THR:HG22	1.98	0.78
41:DC:144:LYS:O	86:DC:401:OHX:N1	2.17	0.78
48:BJ:53:THR:HG23	48:BJ:60:ARG:HA	1.64	0.78
22:CU:27:THR:HB	22:CU:88:LYS:HG2	1.66	0.78
41:BC:354:VAL:O	41:BC:358:THR:HG23	1.83	0.78
19:AR:88:VAL:HG22	19:AR:89:SER:H	1.47	0.78
52:DO:110[B]:PRO:O	52:DO:112[B]:TYR:N	2.15	0.78

Continued on next page...

Continued from previous page...

Atom-1	Atom-2	Interatomic distance (Å)	Clash overlap (Å)
37:A3:49:G:N7	42:BD:58:LYS:HG3	1.97	0.78
1:A2:1686:C:C2	1:A2:1687:U:C6	2.72	0.78
36:A1:439:C:H3'	36:A1:440:A:O4'	1.83	0.78
36:A1:2563:G:H5''	45:BG:27:THR:HG23	1.65	0.78
46:DH:20:ILE:HD13	46:DH:25:VAL:HG22	1.65	0.78
36:A1:2867:C:H6	36:A1:2867:C:H5'	1.48	0.78
1:A2:1686:C:H2'	1:A2:1687:U:O5'	1.84	0.78
1:A2:1291:G:H8	1:A2:1291:G:O5'	1.67	0.78
54:BQ:158:HIS:H	54:BQ:186:VAL:HG12	1.47	0.78
1:A2:868:G:OP1	15:AN:121:ARG:NH1	2.15	0.78
51:BN:38:ARG:HH11	51:BN:38:ARG:HG3	1.48	0.78
1:A2:280:U:O2'	1:A2:281:G:OP2	1.99	0.78
24:AW:27:ILE:HD11	24:AW:61:ILE:HD12	1.65	0.78
1:A2:1369:U:OP1	21:AT:119:LYS:NZ	2.17	0.78
36:A1:2895:G:H2'	36:A1:2896:A:H5''	1.63	0.78
36:A5:2227:C:H2'	36:A5:2228:A:H5''	1.66	0.78
36:A1:547:G:O2'	36:A1:548:G:O4'	2.01	0.78
36:A5:2444:C:H42	36:A5:2503:G:H1	1.31	0.78
36:A1:2513:U:H2'	36:A1:2592:G:H1	1.49	0.78
86:A5:3521:OHX:N6	86:A5:3809:OHX:N5	2.30	0.78
36:A5:177:U:OP2	86:A5:3532:OHX:N6	2.15	0.78
17:AP:69:GLU:OE1	86:AP:201:OHX:N2	2.17	0.78
80:A6:770:A:OP2	86:A6:1993:OHX:N3	2.16	0.78
44:BF:88:ARG:HD2	44:BF:90:LYS:O	1.84	0.78
40:DB:37:ARG:HG2	40:DB:187:SER:H	1.49	0.78
38:A4:107:G:OP2	86:A4:211:OHX:N2	2.17	0.78
15:AN:114:ARG:HH11	15:AN:114:ARG:HG2	1.48	0.78
62:BY:36:SER:HB2	62:BY:37:LYS:HE2	1.63	0.78
36:A5:1952:G:H1	36:A5:2094:C:H42	1.32	0.78
36:A1:3138:U:H2'	36:A1:3139:A:H5''	1.66	0.78
86:A7:203:OHX:N3	86:A7:211:OHX:N6	2.32	0.78
36:A5:437:G:H22	36:A5:622:A:N6	1.81	0.78
36:A5:2724:U:O4	86:A5:3680:OHX:N5	2.17	0.78
56:BS:155:ARG:NH2	56:BS:171:PHE:O	2.17	0.78
38:A4:77:A:OP2	86:A4:204:OHX:N2	2.15	0.77
6:CE:104:ASP:HB3	6:CE:106:LYS:H	1.48	0.77
80:A6:1579:U:OP1	86:A6:2053:OHX:N4	2.17	0.77
1:A2:276:C:O2'	1:A2:277:U:H5''	1.84	0.77
36:A5:15:C:H6	36:A5:15:C:H5'	1.49	0.77
36:A1:3353:G:O2'	36:A1:3354:U:OP1	2.02	0.77
36:A1:3279:A:H5'	36:A1:3279:A:H8	1.49	0.77

Continued on next page...

Continued from previous page...

Atom-1	Atom-2	Interatomic distance (Å)	Clash overlap (Å)
1:A2:1034:C:HO2'	24:AW:2:THR:N	1.82	0.77
80:A6:1559:A:H5''	20:CS:135:GLY:HA3	1.66	0.77
36:A5:2877:G:N7	86:A5:3657:OHX:N1	2.31	0.77
1:A2:838:G:N7	86:A2:2074:OHX:N2	2.32	0.77
7:CF:92:ARG:HG2	7:CF:92:ARG:HH11	1.47	0.77
36:A1:2777:G:H5''	36:A1:2778:G:OP1	1.83	0.77
48:DJ:109:HIS:HD2	48:DJ:123:PHE:H	1.32	0.77
37:A7:1:G:N3	42:DD:269:SER:OG	2.16	0.77
36:A1:239:G:O2'	36:A1:240:U:OP1	2.00	0.77
80:A6:815:G:H8	80:A6:815:G:H5'	1.49	0.77
36:A5:437:G:N2	36:A5:622:A:H61	1.80	0.77
36:A1:1233:G:O6	86:A1:3654:OHX:N6	2.17	0.77
17:CP:138:PHE:O	86:CP:202:OHX:N2	2.17	0.77
80:A6:469:C:H2'	80:A6:470:A:H5''	1.67	0.77
80:A6:1680:G:O6	86:A6:2070:OHX:N1	2.17	0.77
7:CF:124:LEU:HD11	27:CZ:59:TYR:HB2	1.64	0.77
3:AB:62:LYS:O	3:AB:64:ARG:N	2.18	0.77
80:A6:513:U:OP1	11:CJ:133:HIS:NE2	2.17	0.77
44:DF:158:LYS:HD2	44:DF:159:GLN:HA	1.66	0.77
86:A5:3470:OHX:N6	86:A5:3807:OHX:N2	2.33	0.77
1:A2:40:A:OP1	11:AJ:3:ARG:NH1	2.18	0.77
20:AS:83:ALA:HA	20:AS:86:LEU:HD22	1.65	0.77
36:A5:1861:G:O6	86:A5:3567:OHX:N5	2.17	0.77
86:A5:3518:OHX:N2	86:A5:3803:OHX:N6	2.31	0.77
36:A5:170:G:O6	86:A5:3753:OHX:N5	2.18	0.77
1:A2:452:A:OP2	86:A2:1916:OHX:N5	2.18	0.77
46:DH:77:ASN:HA	46:DH:80:THR:HG23	1.66	0.77
80:A6:397:A:O3'	10:CI:50:GLY:HA2	1.84	0.77
44:DF:216:VAL:HG11	44:DF:227:GLY:HA3	1.67	0.77
1:A2:1716:C:O2'	1:A2:1717:G:H8	1.67	0.77
3:AB:181:LEU:O	3:AB:184:LEU:N	2.18	0.77
20:CS:91:ASP:HB3	20:CS:95:GLY:H	1.50	0.77
22:CU:53:LYS:HB2	22:CU:92:ASP:HB2	1.65	0.77
86:A1:3439:OHX:N6	86:A1:3802:OHX:N2	2.32	0.77
36:A1:544:C:H1'	36:A1:548:G:H22	1.49	0.77
24:AW:30:SER:HA	24:AW:34:ILE:HD12	1.67	0.77
3:CB:144:ARG:NH2	3:CB:207:LEU:O	2.18	0.77
4:CC:161:LYS:HG3	4:CC:166:THR:HG22	1.67	0.77
47:DI:76:MET:HE1	47:DI:148:VAL:HA	1.67	0.77
36:A5:2997:G:N7	86:A5:3712:OHX:N4	2.32	0.77
36:A1:637:C:O2'	36:A1:638:C:O5'	2.02	0.77

Continued on next page...

Continued from previous page...

Atom-1	Atom-2	Interatomic distance (Å)	Clash overlap (Å)
80:A6:822:U:H2'	80:A6:823:G:H5''	1.67	0.77
9:AH:35:LYS:O	9:AH:37:GLU:N	2.18	0.77
36:A1:3139:A:H5'	36:A1:3139:A:H8	1.50	0.77
42:DD:40:HIS:HD2	42:DD:42:ALA:H	1.32	0.77
5:CD:68:GLU:OE2	12:CK:67:THR:OG1	2.02	0.77
38:A8:135:G:OP2	61:DX:56:ARG:NH2	2.18	0.77
39:DA:114:SER:HB2	39:DA:169:ILE:HD12	1.67	0.77
36:A5:2093:A:H61	55:DR:114:LYS:HD3	1.50	0.77
1:A2:1370:U:O4	86:A2:2002:OHX:N1	2.17	0.77
41:DC:145:ILE:O	86:DC:401:OHX:N4	2.18	0.76
80:A6:104:A:H61	80:A6:308:C:H5''	1.47	0.76
36:A5:3254:G:O6	86:A5:3813:OHX:N4	2.17	0.76
55:BR:105:LEU:HD12	55:BR:135:LYS:HD2	1.65	0.76
86:A5:3457:OHX:N2	86:A5:3795:OHX:N4	2.33	0.76
36:A5:1098:A:OP2	57:DT:130:ARG:HD3	1.85	0.76
36:A5:2211:U:O4	86:A5:3476:OHX:N4	2.19	0.76
36:A1:1348:U:OP2	54:BQ:38:ARG:NH2	2.18	0.76
80:A6:1537:C:N3	86:A6:2016:OHX:N6	2.33	0.76
36:A5:3049:A:H8	36:A5:3049:A:H5'	1.50	0.76
18:AQ:40:GLU:HA	18:AQ:42:GLU:N	2.01	0.76
36:A1:824:C:H5''	39:BA:21:ARG:HD3	1.68	0.76
86:A1:3491:OHX:N3	86:A1:3671:OHX:N6	2.32	0.76
13:CL:132:SER:OG	13:CL:132:SER:O	1.98	0.76
36:A1:2675:C:H42	48:BJ:22:SER:HB2	1.51	0.76
80:A6:1700:N:O2'	80:A6:1701:N:OP2	2.01	0.76
44:DF:88:ARG:HD2	44:DF:90:LYS:O	1.86	0.76
59:DV:133:SER:O	86:DV:201:OHX:N3	2.19	0.76
1:A2:1550:A:P	17:AP:42:ARG:HH22	2.08	0.76
8:AG:153:VAL:O	8:AG:155:ASP:N	2.16	0.76
86:A5:3518:OHX:N5	86:A5:3803:OHX:N6	2.34	0.76
80:A6:683:C:H3'	80:A6:684:A:H5''	1.67	0.76
1:A2:1559:A:H5''	20:AS:135:GLY:HA3	1.68	0.76
1:A2:484:C:H42	1:A2:503:G:H22	1.33	0.76
14:AM:76:GLU:OE2	14:AM:90:LYS:NZ	2.17	0.76
45:BG:78:PHE:O	45:BG:80:TYR:N	2.18	0.76
36:A1:2924:U:O4	86:A1:3563:OHX:N1	2.18	0.76
1:A2:1715:G:C6	1:A2:1716:C:N4	2.54	0.76
36:A5:2511:A:H2'	36:A5:2512:C:H5''	1.66	0.76
25:AX:73:ARG:HE	25:AX:84:THR:HG22	1.49	0.76
12:CK:32:HIS:CD2	12:CK:33:GLU:H	2.02	0.76
62:DY:45:ILE:HD12	62:DY:119:ILE:HG23	1.66	0.76

Continued on next page...

Continued from previous page...

Atom-1	Atom-2	Interatomic distance (Å)	Clash overlap (Å)
10:AI:36:THR:HB	10:AI:57:ALA:O	1.85	0.76
36:A1:548:G:N7	86:A1:3604:OHX:N5	2.34	0.76
1:A2:494:U:O2'	1:A2:495:C:O5'	2.01	0.76
37:A7:60:G:OP2	86:A7:212:OHX:N6	2.19	0.76
36:A1:1014:U:H2'	36:A1:1015:U:H5''	1.68	0.76
63:DZ:83:THR:HG23	63:DZ:85:TYR:H	1.50	0.76
36:A5:150:A:H2'	36:A5:151:A:H5'	1.66	0.76
12:CK:50:THR:HG22	12:CK:55:VAL:HG22	1.66	0.76
86:A1:3506:OHX:N1	86:A1:3777:OHX:N4	2.33	0.76
36:A1:1541:G:OP2	86:A1:3565:OHX:N5	2.19	0.76
3:CB:62:LYS:O	3:CB:88:VAL:HB	1.86	0.76
63:BZ:16:GLY:O	63:BZ:18:TYR:N	2.16	0.76
36:A1:1790:G:O6	86:A1:3731:OHX:N4	2.19	0.76
80:A6:1542:G:N2	80:A6:1569:A:OP2	2.17	0.75
80:A6:14:C:OP2	4:CC:206:THR:HG21	1.86	0.75
11:AJ:175:ARG:HG3	11:AJ:175:ARG:HH11	1.51	0.75
26:CY:29:HIS:O	26:CY:31:ASN:N	2.19	0.75
20:AS:26:ILE:HD11	20:AS:31:ALA:N	2.02	0.75
80:A6:1130:G:OP2	86:A6:1969:OHX:N1	2.18	0.75
40:DB:188:ILE:HD12	40:DB:188:ILE:H	1.50	0.75
1:A2:1073:G:H2'	1:A2:1074:G:H5''	1.66	0.75
46:BH:48:VAL:HG13	46:BH:52:LEU:HB3	1.67	0.75
86:A2:1914:OHX:N2	10:AI:17:LYS:O	2.19	0.75
10:CI:76:THR:HG22	10:CI:105:ASP:HB3	1.67	0.75
80:A6:1310:U:O4	86:A6:2098:OHX:N6	2.20	0.75
36:A1:112:U:O2'	36:A1:113:C:OP2	2.05	0.75
40:BB:139:GLN:O	40:BB:141:GLY:N	2.19	0.75
86:A5:3470:OHX:N4	86:A5:3807:OHX:N2	2.34	0.75
80:A6:74:U:H3'	80:A6:75:U:H3'	1.69	0.75
23:AV:74:GLN:NE2	23:AV:81:ASN:O	2.18	0.75
41:BC:156:LEU:HD23	41:BC:159:ILE:HD12	1.67	0.75
80:A6:1765:A:OP1	86:A6:1981:OHX:N2	2.19	0.75
7:AF:57:SER:O	7:AF:59:VAL:N	2.20	0.75
46:BH:22:SER:OG	46:BH:23:ARG:N	2.16	0.75
3:AB:83:LYS:NZ	16:AO:116:GLU:OE2	2.18	0.75
41:BC:317:PRO:O	41:BC:319:LYS:N	2.19	0.75
36:A5:410:U:O4	86:A5:3616:OHX:N1	2.20	0.75
1:A2:355:G:OP2	86:A2:1914:OHX:N4	2.19	0.75
53:BP:109:ALA:HA	53:BP:112:LEU:HD22	1.69	0.75
1:A2:1587:A:H1'	7:AF:104:ASN:HD22	1.50	0.75
12:CK:21:VAL:HG12	12:CK:66:TYR:HB2	1.66	0.75

Continued on next page...

Continued from previous page...

Atom-1	Atom-2	Interatomic distance (Å)	Clash overlap (Å)
3:AB:109:LYS:HG3	3:AB:113:MET:HE3	1.68	0.75
1:A2:488:G:OP1	1:A2:488:G:H4'	1.86	0.75
37:A7:93:C:H5'	47:DI:57:LEU:HD12	1.68	0.75
86:A2:1918:OHX:N1	86:A2:2067:OHX:N3	2.35	0.75
20:AS:84:TRP:HA	20:AS:89:GLN:HE22	1.50	0.75
36:A5:1937:U:O4	86:A5:3810:OHX:N5	2.20	0.75
80:A6:127:G:N7	8:CG:202:ARG:NH2	2.35	0.75
40:DB:347:SER:HB3	40:DB:350:ALA:H	1.51	0.75
36:A1:678:G:O6	86:A1:3517:OHX:N4	2.19	0.75
36:A1:2403:G:O3'	86:A1:3738:OHX:N2	2.19	0.75
38:A4:79:A:H2'	38:A4:80:A:H1'	1.68	0.75
1:A2:1520:U:OP2	21:AT:75:LYS:NZ	2.20	0.75
42:BD:34:LYS:O	42:BD:38:THR:HG23	1.85	0.75
36:A1:1794:G:H4'	39:BA:191:LEU:HD13	1.67	0.75
48:DJ:92:ARG:HG2	48:DJ:92:ARG:HH11	1.51	0.75
36:A1:1941:C:O2'	36:A1:3344:A:N6	2.20	0.75
80:A6:538:A:H8	80:A6:543:C:N4	1.85	0.75
80:A6:713:A:H2'	80:A6:714:G:H5''	1.69	0.75
36:A5:3068:U:OP2	55:DR:62:ARG:NH2	2.20	0.75
53:BP:29:THR:HG22	53:BP:87:SER:OG	1.86	0.74
1:A2:337:G:H3'	13:AL:133:LYS:HB2	1.69	0.74
42:BD:261:THR:H	42:BD:264:GLN:HG3	1.51	0.74
36:A1:2897:A:H2'	36:A1:2899:C:H5''	1.67	0.74
3:AB:157:GLN:O	3:AB:159:SER:N	2.20	0.74
36:A5:149:U:OP2	51:DN:49:ARG:NH1	2.19	0.74
52:BO:61[B]:ALA:HA	52:BO:70[B]:PRO:HD2	1.69	0.74
40:BB:221:THR:HG22	40:BB:272:TYR:H	1.52	0.74
18:AQ:5:PRO:HG2	18:AQ:24:ALA:HB2	1.70	0.74
4:CC:225:LEU:HD13	24:CW:68:ARG:HA	1.69	0.74
36:A5:343:U:OP2	86:A5:3439:OHX:N3	2.21	0.74
36:A1:1887:A:OP1	86:A1:3634:OHX:N3	2.21	0.74
36:A1:3346:U:H3	36:A1:3359:A:H61	1.33	0.74
80:A6:647:G:H22	80:A6:687:G:H22	1.29	0.74
36:A1:226:C:OP1	86:A1:3812:OHX:N4	2.19	0.74
86:A1:3463:OHX:N2	86:A1:3687:OHX:N1	2.36	0.74
80:A6:660:N:H2'	80:A6:661:N:H4'	1.69	0.74
86:A5:3470:OHX:N6	86:A5:3807:OHX:N5	2.35	0.74
1:A2:127:G:N7	8:AG:202:ARG:NH2	2.35	0.74
8:CG:153:VAL:O	8:CG:155:ASP:N	2.20	0.74
86:A5:3458:OHX:N6	86:A5:3820:OHX:N3	2.36	0.74
86:A2:1921:OHX:N2	86:A2:2052:OHX:N4	2.36	0.74

Continued on next page...

Continued from previous page...

Atom-1	Atom-2	Interatomic distance (Å)	Clash overlap (Å)
36:A5:2211:U:H5	36:A5:2234:G:O6	1.71	0.74
42:BD:40:HIS:CD2	42:BD:42:ALA:H	2.06	0.74
1:A2:765:G:C2	11:AJ:149:ARG:HD2	2.23	0.74
86:A5:3457:OHX:N5	86:A5:3795:OHX:N6	2.36	0.74
86:A7:203:OHX:N1	86:A7:211:OHX:N2	2.35	0.74
86:A1:3502:OHX:N6	44:BF:217:PRO:O	2.20	0.74
1:A2:471:A:OP2	86:A2:1955:OHX:N4	2.21	0.74
46:BH:120:ASP:OD1	46:BH:124:ARG:NH2	2.20	0.74
1:A2:1521:G:O6	21:AT:68:ARG:NH1	2.21	0.74
45:BG:36:ILE:O	45:BG:38:GLN:N	2.21	0.74
36:A1:1495:U:H5	36:A1:1835:A:N1	1.85	0.74
36:A1:2108:C:H1'	36:A1:3344:A:C8	2.22	0.74
80:A6:1060:U:O2'	86:A6:2050:OHX:N3	2.20	0.74
36:A5:2573:G:O6	86:A5:3725:OHX:N6	2.20	0.74
18:AQ:12:LYS:HD3	18:AQ:17:THR:HB	1.70	0.74
21:CT:89:ARG:HH11	21:CT:89:ARG:HG3	1.52	0.74
43:BE:58:LEU:HD12	43:BE:78:ARG:HD3	1.67	0.74
1:A2:1057:U:O2'	1:A2:1058:U:OP2	2.02	0.74
48:BJ:18:VAL:HG22	48:BJ:70:THR:HB	1.70	0.74
36:A1:3115:C:OP1	46:BH:62:ARG:NH2	2.21	0.74
42:DD:226:TYR:HE1	42:DD:236:LEU:HD11	1.51	0.74
36:A1:1752:A:OP2	86:A1:3593:OHX:N5	2.21	0.74
86:A5:3517:OHX:N3	44:DF:217:PRO:O	2.21	0.74
27:CZ:85:LYS:HG3	27:CZ:86:GLU:H	1.51	0.74
36:A1:1596:C:H2'	36:A1:1597:C:C6	2.22	0.74
5:AD:7:LYS:NZ	22:AU:115:GLU:OE2	2.21	0.74
36:A1:1733:G:P	86:A1:3811:OHX:N6	2.61	0.74
11:CJ:110:GLN:NE2	11:CJ:126:ARG:HG2	2.02	0.74
86:A1:3506:OHX:N1	86:A1:3777:OHX:N3	2.36	0.74
37:A3:9:C:OP1	57:BT:28:SER:OG	2.05	0.74
36:A1:2403:G:H3'	86:A1:3738:OHX:N1	2.03	0.74
1:A2:108:A:H2'	1:A2:109:G:C8	2.23	0.74
5:AD:65:ARG:HA	5:AD:68:GLU:HG3	1.70	0.74
86:A1:3506:OHX:N2	86:A1:3777:OHX:N4	2.36	0.73
53:BP:29:THR:HA	53:BP:32:THR:HG23	1.67	0.73
40:BB:150:ARG:HH11	40:BB:150:ARG:HG2	1.53	0.73
22:CU:58:LEU:HD13	22:CU:88:LYS:HE3	1.70	0.73
36:A1:1664:G:OP2	86:A1:3776:OHX:N5	2.21	0.73
36:A5:595:G:H1	36:A5:609:G:H5''	1.53	0.73
36:A5:3289:G:H2'	36:A5:3290:G:C8	2.23	0.73
36:A5:2372:A:H5''	36:A5:2373:A:H5'	1.70	0.73

Continued on next page...

Continued from previous page...

Atom-1	Atom-2	Interatomic distance (Å)	Clash overlap (Å)
36:A1:2875:U:O4	86:A1:3757:OHX:N6	2.21	0.73
9:AH:50:ASP:N	9:AH:50:ASP:OD1	2.21	0.73
36:A5:1888:U:OP1	40:DB:247:ARG:HD3	1.88	0.73
51:DN:172:ARG:HB3	51:DN:174:ILE:HD13	1.70	0.73
80:A6:1244:A:H3'	80:A6:1244:A:N3	2.04	0.73
86:A1:3521:OHX:N4	86:A1:3801:OHX:N4	2.37	0.73
36:A5:2404:A:OP2	86:A5:3762:OHX:N1	2.22	0.73
36:A5:1724:U:H4'	36:A5:1725:C:OP1	1.87	0.73
80:A6:833:U:OP2	86:A6:2027:OHX:N5	2.21	0.73
36:A5:2509:U:H2'	36:A5:2510:U:H5''	1.68	0.73
1:A2:1062:A:OP2	86:A2:2080:OHX:N4	2.22	0.73
14:AM:89:ILE:HG23	14:AM:90:LYS:H	1.51	0.73
45:BG:41:GLN:HG3	45:BG:44:ARG:HH12	1.53	0.73
45:BG:82:LEU:HD12	45:BG:83:ASP:H	1.54	0.73
52:BO:61[A]:ALA:HA	52:BO:70[A]:PRO:HD2	1.70	0.73
1:A2:717:C:H42	1:A2:720:G:H22	1.37	0.73
41:BC:359:LEU:O	56:BS:26:ARG:NH2	2.22	0.73
1:A2:514:G:H1	1:A2:543:C:H5	1.33	0.73
80:A6:691:C:OP1	80:A6:696:C:N4	2.21	0.73
40:BB:332:ARG:HG2	40:BB:332:ARG:HH11	1.52	0.73
46:BH:171:ASP:OD1	46:BH:173:ARG:HD2	1.89	0.73
7:AF:113:ILE:O	7:AF:117:THR:OG1	2.07	0.73
86:A1:3491:OHX:N5	86:A1:3671:OHX:N6	2.36	0.73
36:A1:2899:C:C5	46:BH:171:ASP:HA	2.24	0.73
36:A1:3060:C:OP1	86:A1:3585:OHX:N4	2.20	0.73
25:CX:125:VAL:HG12	25:CX:126:LYS:HG3	1.71	0.73
80:A6:1524:A:H2'	80:A6:1525:A:C8	2.23	0.73
2:AA:4:PRO:HB2	2:AA:7:PHE:HB2	1.70	0.73
1:A2:74:U:O2'	1:A2:75:U:OP2	2.06	0.73
80:A6:755:A:H2'	80:A6:756:A:C8	2.24	0.73
80:A6:868:G:H1	80:A6:960:U:H3	1.33	0.73
36:A5:2177:G:OP2	39:DA:128:ARG:NH1	2.22	0.73
57:DT:68:THR:HG22	57:DT:71:SER:H	1.51	0.73
86:A1:3506:OHX:N2	86:A1:3777:OHX:N6	2.37	0.73
36:A1:2875:U:H3	36:A1:2952:G:H1	1.36	0.73
36:A5:990:U:O4	86:A5:3713:OHX:N6	2.22	0.73
36:A5:1308:A:OP2	36:A5:1308:A:C8	2.40	0.73
36:A1:1552:G:OP2	86:A1:3693:OHX:N6	2.22	0.73
46:DH:171:ASP:OD1	46:DH:173:ARG:HD3	1.89	0.73
86:A6:1919:OHX:N3	86:A6:2076:OHX:N1	2.36	0.73
7:AF:40:ILE:HG23	7:AF:42:LEU:HD22	1.70	0.73

Continued on next page...

Continued from previous page...

Atom-1	Atom-2	Interatomic distance (Å)	Clash overlap (Å)
36:A5:2836:C:H5	36:A5:2852:C:N4	1.86	0.73
46:DH:166:ARG:NH2	46:DH:168:ARG:HH12	1.85	0.73
86:A2:1918:OHX:N4	86:A2:2067:OHX:N3	2.37	0.73
51:BN:37:HIS:CE1	51:BN:63:ARG:HD2	2.23	0.73
36:A1:2280:A:OP1	86:A1:3671:OHX:N5	2.22	0.73
36:A1:186:U:OP2	86:A1:3812:OHX:N5	2.22	0.73
36:A5:1781:C:H2'	36:A5:1782:U:H6	1.54	0.73
51:DN:73:ARG:HG2	51:DN:75:VAL:HG13	1.70	0.73
18:AQ:18:ALA:HB2	18:AQ:69:VAL:HG13	1.71	0.73
18:CQ:97:VAL:HG12	18:CQ:98:ASP:H	1.53	0.73
86:A1:3463:OHX:N2	86:A1:3687:OHX:N5	2.36	0.72
86:A1:3439:OHX:N6	86:A1:3802:OHX:N5	2.36	0.72
80:A6:1479:A:OP1	21:CT:57:ARG:NH1	2.22	0.72
86:A5:3518:OHX:N1	86:A5:3803:OHX:N4	2.37	0.72
13:CL:132:SER:O	13:CL:134:THR:N	2.22	0.72
36:A5:2434:U:H4'	36:A5:2435:G:H5''	1.70	0.72
59:DV:2:SER:HA	59:DV:56:ASP:HA	1.69	0.72
80:A6:639:U:H5''	9:CH:101:LYS:HB2	1.71	0.72
39:BA:209:HIS:HD2	39:BA:211:HIS:H	1.37	0.72
36:A5:2560:C:O2	86:A5:3546:OHX:N2	2.22	0.72
1:A2:582:U:H5''	1:A2:582:U:C6	2.24	0.72
39:DA:204:MET:HE2	39:DA:209:HIS:HB2	1.70	0.72
36:A1:1798:A:H2'	36:A1:1799:A:C8	2.24	0.72
80:A6:488:G:N2	80:A6:499:U:H3	1.86	0.72
36:A1:637:C:H2'	36:A1:638:C:C6	2.24	0.72
86:A5:3620:OHX:N5	38:A8:139:U:O4	2.21	0.72
1:A2:581:U:OP2	5:AD:143:ARG:NH1	2.21	0.72
36:A5:2278:C:OP1	86:A5:3603:OHX:N6	2.22	0.72
5:AD:64:ARG:O	5:AD:67:ASN:N	2.20	0.72
1:A2:1542:G:N2	1:A2:1568:C:H1'	2.04	0.72
36:A5:3374:U:O4	86:A5:3808:OHX:N5	2.22	0.72
47:BI:171:TRP:O	47:BI:174:THR:HB	1.89	0.72
43:DE:78:ARG:HG3	43:DE:78:ARG:HH11	1.53	0.72
80:A6:794:U:H4'	80:A6:795:U:OP2	1.90	0.72
7:AF:144:GLU:OE1	7:AF:225:ARG:NH2	2.21	0.72
86:A2:1921:OHX:N5	86:A2:2052:OHX:N3	2.36	0.72
1:A2:759:U:OP1	86:A2:2061:OHX:N1	2.22	0.72
38:A8:21:C:OP1	41:DC:193:LYS:NZ	2.22	0.72
80:A6:831:U:OP1	86:A6:2087:OHX:N6	2.22	0.72
41:DC:60:THR:HG21	41:DC:77:VAL:HG22	1.71	0.72
1:A2:1160:A:H2'	1:A2:1161:C:C6	2.25	0.72

Continued on next page...

Continued from previous page...

Atom-1	Atom-2	Interatomic distance (Å)	Clash overlap (Å)
1:A2:818:C:N4	1:A2:819:G:O6	2.21	0.72
54:DQ:170:ARG:HA	54:DQ:174:ARG:HD2	1.71	0.72
38:A4:11:C:OP2	86:A4:212:OHX:N1	2.22	0.72
36:A1:670:C:OP1	54:BQ:147:ARG:NH2	2.21	0.72
1:A2:1428:G:H8	1:A2:1428:G:H5'	1.53	0.72
3:AB:202:LYS:O	3:AB:202:LYS:NZ	2.23	0.72
80:A6:1330:G:N2	19:CR:8:THR:HG21	2.00	0.72
1:A2:1290:U:H2'	1:A2:1291:G:C8	2.25	0.72
36:A1:1814:A:H4'	36:A1:1815:U:H5'	1.68	0.72
1:A2:491:C:N3	1:A2:496:G:N2	2.38	0.72
80:A6:1287:A:OP1	86:A6:2057:OHX:N4	2.22	0.72
36:A1:2548:C:OP2	39:BA:93:LYS:NZ	2.23	0.72
10:CI:48:THR:HG21	10:CI:54:LYS:HD2	1.71	0.72
36:A5:1196:C:O2	86:A5:3514:OHX:N1	2.22	0.72
20:CS:41:ARG:NH2	21:CT:36:ILE:O	2.20	0.72
80:A6:1241:G:OP2	17:CP:77:ARG:NH1	2.23	0.72
8:AG:24:ILE:O	8:AG:26:VAL:N	2.23	0.72
55:BR:8:LYS:HD2	55:BR:22:VAL:HG23	1.72	0.72
53:DP:29:THR:HG22	53:DP:87:SER:OG	1.90	0.72
86:A1:3491:OHX:N5	86:A1:3671:OHX:N2	2.37	0.72
36:A1:3344:A:H2	36:A1:3361:G:H21	1.37	0.72
86:A2:1921:OHX:N5	86:A2:2052:OHX:N6	2.38	0.72
80:A6:1280:C:H2'	80:A6:1281:G:H8	1.54	0.72
36:A1:1507:G:N7	53:BP:129:THR:HG22	2.05	0.72
80:A6:1239:U:O4	86:A6:1953:OHX:N1	2.23	0.72
25:CX:73:ARG:HE	25:CX:84:THR:HG22	1.55	0.72
80:A6:161:U:OP2	8:CG:87:ARG:NH2	2.23	0.72
80:A6:478:A:O2'	11:CJ:124:HIS:HD2	1.73	0.72
36:A5:2397:A:OP1	36:A5:2398:A:H5''	1.88	0.72
16:AO:102:LEU:HD22	16:AO:105:LEU:HD11	1.71	0.72
11:AJ:110:GLN:NE2	11:AJ:126:ARG:HG2	2.04	0.72
10:CI:152:ILE:HD11	10:CI:157:GLU:HB2	1.72	0.72
36:A5:2875:U:H3	36:A5:2952:G:H1	1.35	0.72
36:A1:1740:U:H1'	36:A1:1741:A:H2	1.55	0.72
48:BJ:94:ARG:O	48:BJ:96:PHE:N	2.22	0.72
19:AR:82:ASP:O	19:AR:83:GLN:NE2	2.20	0.72
16:AO:29:HIS:HB3	16:AO:41:ARG:HG3	1.72	0.72
3:AB:173:THR:O	3:AB:177:GLN:NE2	2.23	0.72
48:DJ:59:ILE:HD12	48:DJ:65:ILE:HD11	1.72	0.72
44:BF:60:ARG:NH1	53:BP:172:GLN:OE1	72.92	0.72
41:BC:232:SER:OG	41:BC:233:LEU:N	2.18	0.72

Continued on next page...

Continued from previous page...

Atom-1	Atom-2	Interatomic distance (Å)	Clash overlap (Å)
14:AM:54:ARG:O	14:AM:56:GLU:N	2.23	0.72
20:AS:123:ARG:HG3	20:AS:133:VAL:HG21	1.69	0.72
53:DP:69:ARG:HG2	53:DP:79:THR:HG23	1.71	0.72
80:A6:151:G:N2	80:A6:163:G:N2	2.37	0.71
2:AA:52:LYS:HD2	23:AV:82:VAL:HA	1.72	0.71
86:A5:3457:OHX:N5	86:A5:3795:OHX:N3	2.37	0.71
48:BJ:49:LYS:HB3	48:BJ:62:ASN:HA	1.72	0.71
36:A1:692:A:OP1	51:BN:201:ARG:NH2	2.23	0.71
22:AU:106:ILE:HG13	22:AU:107:THR:H	1.54	0.71
80:A6:604:A:OP2	86:A6:2006:OHX:N4	2.23	0.71
12:CK:77:ARG:NH2	12:CK:84:GLU:O	2.23	0.71
1:A2:649:U:O2'	1:A2:650:U:O5'	2.07	0.71
80:A6:1492:A:O2'	80:A6:1493:A:H8	1.72	0.71
86:A5:3457:OHX:N2	86:A5:3795:OHX:N6	2.37	0.71
36:A1:2585:G:N7	45:BG:47:SER:OG	2.23	0.71
62:DY:36:SER:HB2	62:DY:37:LYS:HE2	1.71	0.71
5:AD:179:GLN:NE2	5:AD:179:GLN:O	2.23	0.71
13:CL:33:ARG:NH1	13:CL:53:TYR:O	2.22	0.71
1:A2:1686:C:O2'	1:A2:1687:U:C5'	2.37	0.71
36:A1:1564:U:H2'	36:A1:1565:G:C8	2.22	0.71
86:A1:3506:OHX:N5	86:A1:3777:OHX:N6	2.39	0.71
36:A5:1024:G:H2'	36:A5:1026:A:H8	1.55	0.71
10:CI:76:THR:HG23	10:CI:108:PRO:HG2	1.72	0.71
86:A6:1919:OHX:N4	86:A6:2076:OHX:N1	2.38	0.71
15:CN:93:LYS:HA	15:CN:150:VAL:HG21	1.72	0.71
19:CR:31:ASN:ND2	19:CR:31:ASN:H	1.86	0.71
86:A1:3496:OHX:N3	86:A1:3650:OHX:N6	2.38	0.71
52:BO:65[A]:ASN:OD1	52:BO:67[A]:THR:HB	1.90	0.71
80:A6:578:U:O2	86:A6:2010:OHX:N3	2.23	0.71
1:A2:159:U:O2'	8:AG:87:ARG:NH1	2.23	0.71
36:A1:2112:U:H4'	36:A1:2113:A:H5'	1.71	0.71
36:A1:2854:U:OP2	47:BI:3:ARG:NH2	2.24	0.71
86:A5:3536:OHX:N6	86:A5:3759:OHX:N2	2.39	0.71
37:A3:62:U:O3'	42:BD:285:ARG:NH1	2.23	0.71
37:A3:4:U:H2'	37:A3:5:G:C8	2.25	0.71
40:DB:103:THR:HG21	40:DB:147:GLU:OE2	1.90	0.71
86:A1:3458:OHX:N2	86:A1:3811:OHX:N5	2.38	0.71
36:A5:2854:U:OP2	47:DI:3:ARG:NH2	2.24	0.71
86:A5:3518:OHX:N2	86:A5:3803:OHX:N4	2.38	0.71
13:CL:99:ARG:NH1	25:CX:7:ARG:O	2.23	0.71
42:BD:22:ARG:HG2	42:BD:28:THR:OG1	1.89	0.71

Continued on next page...

Continued from previous page...

Atom-1	Atom-2	Interatomic distance (Å)	Clash overlap (Å)
2:AA:185:ARG:HB2	23:AV:45:ALA:HB3	1.72	0.71
56:DS:13:ARG:HH11	56:DS:13:ARG:HG3	1.55	0.71
36:A5:2437:G:H5'	36:A5:2437:G:H8	1.55	0.71
36:A5:1024:G:O6	36:A5:1029:G:N2	2.23	0.71
37:A3:39:C:N3	48:BJ:70:THR:HG23	2.06	0.71
54:DQ:158:HIS:H	54:DQ:186:VAL:HG12	1.55	0.71
36:A5:2988:C:OP1	52:DO:68[B]:ARG:NH1	2.23	0.71
36:A1:3035:A:OP2	86:A1:3621:OHX:N4	2.23	0.71
17:CP:89:MET:O	17:CP:107:ILE:HD11	1.89	0.71
1:A2:1683:C:O2'	1:A2:1684:U:O5'	2.07	0.71
48:BJ:109:HIS:HD2	48:BJ:123:PHE:H	1.39	0.71
59:BV:32:ARG:HB3	59:BV:64:LYS:HB3	1.72	0.71
36:A5:2407:C:H2'	36:A5:2408:U:H6	1.56	0.71
36:A5:2572:C:O2'	36:A5:2573:G:OP2	2.08	0.71
36:A5:2403:G:OP2	86:A5:3762:OHX:N6	2.24	0.71
86:A5:3515:OHX:N2	86:A5:3723:OHX:N1	2.38	0.71
80:A6:491:C:N4	80:A6:496:G:O6	2.20	0.71
80:A6:1057:U:O2'	80:A6:1059:U:OP1	2.08	0.71
13:AL:78:THR:HG22	13:AL:84:ILE:HG22	1.72	0.71
36:A5:1381:A:OP1	41:DC:197:ARG:NH1	2.24	0.71
46:BH:49:ASN:O	46:BH:49:ASN:ND2	2.23	0.71
86:A5:3521:OHX:N2	86:A5:3809:OHX:N1	2.38	0.71
37:A7:76:A:O2'	56:DS:50:LYS:NZ	2.20	0.71
45:DG:95:ASN:OD1	45:DG:98:ARG:NH1	2.23	0.71
58:DU:98:THR:HG23	58:DU:104:ARG:HH21	1.55	0.71
62:DY:3:LYS:HD2	62:DY:8:VAL:HG23	1.72	0.71
36:A1:1952:G:H3'	36:A1:1953:G:H5''	1.73	0.71
36:A5:2875:U:O4	86:A5:3667:OHX:N5	2.24	0.71
36:A5:1875:G:H2'	36:A5:1876:U:H5''	1.73	0.71
11:AJ:117:GLY:O	11:AJ:119:ALA:N	2.24	0.71
1:A2:614:C:OP2	25:AX:5:LYS:NZ	2.23	0.71
19:AR:20:TYR:CE1	19:AR:38:ILE:HD11	2.26	0.71
1:A2:1600:A:H4'	1:A2:1601:G:OP1	1.90	0.71
36:A1:1654:A:C2'	36:A1:1655:G:H5''	2.20	0.71
36:A5:2439:A:H2'	36:A5:2440:G:H5''	1.72	0.71
17:AP:69:GLU:OE1	86:AP:201:OHX:N4	2.24	0.71
10:CI:76:THR:HG21	10:CI:105:ASP:O	1.90	0.71
36:A1:2979:U:O4	86:A1:3757:OHX:N2	2.24	0.71
50:DM:17:VAL:HG21	50:DM:74:ARG:HB2	1.72	0.71
80:A6:539:G:OP2	80:A6:539:G:H8	1.73	0.71
40:DB:41:VAL:CA	40:DB:185:GLY:HA3	2.19	0.70

Continued on next page...

Continued from previous page...

Atom-1	Atom-2	Interatomic distance (Å)	Clash overlap (Å)
46:DH:166:ARG:HH21	46:DH:168:ARG:NH1	1.87	0.70
36:A1:3139:A:C8	36:A1:3139:A:H5'	2.26	0.70
86:A1:3502:OHX:N4	44:BF:217:PRO:HA	2.06	0.70
36:A1:764:U:O4	86:A1:3505:OHX:N5	2.23	0.70
53:DP:138:LYS:HG3	53:DP:140:GLU:HG3	1.72	0.70
86:A5:3470:OHX:N4	86:A5:3807:OHX:N1	2.39	0.70
3:CB:48:VAL:HG21	3:CB:61:LEU:HD22	1.73	0.70
36:A5:1781:C:H2'	36:A5:1782:U:C6	2.26	0.70
36:A5:2814:G:OP1	41:DC:73:ARG:NH2	2.23	0.70
38:A8:78:G:O6	86:A8:218:OHX:N3	2.24	0.70
1:A2:867:G:OP2	15:AN:3:ARG:NH1	2.24	0.70
36:A5:1659:U:OP1	86:A5:3800:OHX:N3	2.24	0.70
36:A1:2513:U:H4'	36:A1:2514:U:OP1	1.91	0.70
6:CE:104:ASP:HB2	6:CE:108:ARG:H	1.55	0.70
86:A5:3518:OHX:N1	86:A5:3803:OHX:N3	2.38	0.70
86:A1:3491:OHX:N1	86:A1:3671:OHX:N2	2.39	0.70
86:A5:3458:OHX:N4	86:A5:3820:OHX:N1	2.39	0.70
36:A5:595:G:N1	36:A5:609:G:H5''	2.06	0.70
86:A5:3489:OHX:N4	86:DA:302:OHX:N3	2.39	0.70
6:AE:79:ASP:HB3	6:AE:82:TYR:HB2	1.73	0.70
6:CE:151:ASP:OD1	8:CG:215:ARG:NH1	2.24	0.70
1:A2:1564:U:H2'	1:A2:1565:C:C6	2.26	0.70
4:AC:203:LYS:O	4:AC:206:THR:HG23	1.91	0.70
13:CL:101:GLU:OE2	25:CX:16:ARG:NH2	2.24	0.70
36:A1:2867:C:H5'	36:A1:2867:C:C6	2.26	0.70
3:CB:47:LEU:H	3:CB:47:LEU:HD12	1.55	0.70
39:BA:209:HIS:CD2	39:BA:211:HIS:H	2.10	0.70
36:A5:1213:G:H4'	56:DS:90:MET:CG	2.20	0.70
42:DD:105:ILE:O	42:DD:109:THR:HG23	1.92	0.70
1:A2:653:C:H2'	1:A2:654:C:O4'	1.92	0.70
40:DB:56:ILE:HD11	40:DB:359:ILE:HG12	1.74	0.70
21:AT:126:GLU:HA	21:AT:129:GLN:HG3	1.73	0.70
36:A5:1631:C:H5''	36:A5:1632:A:H5''	1.73	0.70
51:BN:31:ARG:NH1	51:BN:124:ASP:OD1	2.22	0.70
45:BG:36:ILE:HG22	45:BG:37:GLY:H	1.55	0.70
86:A5:3536:OHX:N6	86:A5:3759:OHX:N4	2.39	0.70
80:A6:474:A:OP1	11:CJ:145:SER:HB2	1.92	0.70
38:A4:124:G:H1	38:A4:129:C:H42	1.39	0.70
36:A5:3001:C:OP1	40:DB:120:LYS:NZ	2.23	0.70
36:A5:1322:U:O2	56:DS:108:GLN:NE2	2.25	0.70
44:BF:150:LYS:HG2	44:BF:151:ARG:HG2	1.73	0.70

Continued on next page...

Continued from previous page...

Atom-1	Atom-2	Interatomic distance (Å)	Clash overlap (Å)
45:DG:68:ARG:O	45:DG:69:LEU:HB2	1.89	0.70
80:A6:1154:G:N7	86:A6:1990:OHX:N2	2.39	0.70
86:A5:3513:OHX:N6	86:A5:3666:OHX:N4	2.39	0.70
80:A6:67:A:O2'	80:A6:69:G:OP1	2.06	0.70
36:A1:2233:A:OP2	86:A1:3590:OHX:N5	2.25	0.70
25:CX:79:ASN:HB3	25:CX:81:LYS:HG3	1.74	0.70
86:A5:3518:OHX:N5	86:A5:3803:OHX:N3	2.39	0.70
1:A2:1533:C:H4'	1:A2:1539:G:N1	2.06	0.70
86:A2:1921:OHX:N1	86:A2:2052:OHX:N4	2.38	0.70
86:A1:3521:OHX:N1	86:A1:3801:OHX:N6	2.39	0.70
36:A1:3165:A:H61	36:A1:3285:C:H42	1.38	0.70
26:CY:50:ALA:HB1	26:CY:54:ALA:HB3	1.74	0.70
36:A5:3035:A:OP2	86:A5:3565:OHX:N5	2.25	0.70
36:A5:3150:A:H5'	40:DB:129:ALA:O	1.91	0.70
80:A6:138:A:N6	80:A6:266:A:H61	1.89	0.70
36:A5:2818:U:H5'	36:A5:2818:U:C6	2.23	0.70
36:A1:3343:G:H21	36:A1:3362:A:H2	1.39	0.70
15:AN:84:ILE:HG22	15:AN:135:LEU:HD21	1.73	0.70
3:AB:176:VAL:O	3:AB:178:GLY:N	2.25	0.70
55:DR:43:LYS:O	55:DR:47:ASN:HB2	1.91	0.70
2:AA:167:LYS:HB3	2:AA:168:HIS:CD2	2.27	0.70
80:A6:647:G:H22	80:A6:687:G:N2	1.88	0.70
80:A6:846:G:H2'	80:A6:847:A:C8	2.25	0.70
80:A6:1720:G:O6	86:A6:1950:OHX:N4	2.25	0.70
36:A5:439:C:H4'	36:A5:440:A:H5'	1.74	0.70
86:A5:3458:OHX:N2	86:A5:3820:OHX:N1	2.40	0.70
86:A5:3536:OHX:N5	86:A5:3759:OHX:N2	2.40	0.70
86:A5:3515:OHX:N4	86:A5:3723:OHX:N1	2.40	0.70
36:A5:155:G:H5''	36:A5:156:G:C8	2.27	0.70
63:DZ:5:LEU:HD22	63:DZ:77:TYR:CE2	2.27	0.70
46:BH:13:PRO:HD2	46:BH:16:VAL:HG22	1.74	0.70
80:A6:1230:A:H8	80:A6:1258:U:C4	2.08	0.70
36:A1:3346:U:H3	36:A1:3359:A:N6	1.90	0.70
52:DO:62[A]:THR:H	52:DO:69[A]:GLY:HA3	1.57	0.70
63:DZ:16:GLY:O	63:DZ:18:TYR:N	2.25	0.70
48:DJ:23:VAL:HG12	48:DJ:25:GLU:H	1.56	0.70
1:A2:1769:U:OP2	86:A2:2032:OHX:N1	2.25	0.70
36:A1:1605:A:O2'	36:A1:1607:U:OP2	2.05	0.70
11:AJ:60:LEU:CD2	11:AJ:93:LEU:HD21	2.22	0.69
36:A1:2535:A:N6	36:A1:2544:U:H3	1.88	0.69
47:BI:33:ILE:HD11	47:BI:36:LEU:HG	1.72	0.69

Continued on next page...

Continued from previous page...

Atom-1	Atom-2	Interatomic distance (Å)	Clash overlap (Å)
36:A5:1409:G:N7	86:A5:3686:OHX:N6	2.40	0.69
80:A6:778:G:O6	26:CY:10:ARG:HD2	1.91	0.69
86:A5:3577:OHX:N6	86:A5:3729:OHX:N3	2.40	0.69
11:CJ:31:ALA:HA	11:CJ:36:LEU:HB2	1.74	0.69
36:A5:3182:G:OP1	52:DO:160[B]:ARG:NH2	2.25	0.69
9:AH:133:THR:HG22	9:AH:159:VAL:HG12	1.73	0.69
36:A5:2201:G:H21	39:DA:224:THR:HG21	1.57	0.69
36:A1:172:G:N7	86:A1:3536:OHX:N5	2.40	0.69
80:A6:1767:G:OP1	80:A6:1770:U:H4'	1.91	0.69
1:A2:1711:C:H2'	1:A2:1712:A:H5''	1.74	0.69
5:AD:29:LEU:HD21	5:AD:69:LEU:HD11	1.73	0.69
1:A2:565:C:O2	86:A2:1917:OHX:N5	2.25	0.69
13:AL:4:GLU:HG3	13:AL:5:LEU:HG	1.74	0.69
36:A5:2667:A:H5'	36:A5:2667:A:H8	1.56	0.69
1:A2:778:G:H22	26:AY:10:ARG:NH2	1.90	0.69
80:A6:484:C:N4	80:A6:503:G:H1	1.88	0.69
36:A1:1655:G:H5'	36:A1:1655:G:C8	2.26	0.69
80:A6:833:U:O4	86:A6:1957:OHX:N5	2.26	0.69
2:AA:157:ASP:OD2	23:AV:60:ARG:NH2	2.25	0.69
15:AN:151:ASN:O	86:AN:201:OHX:N6	2.25	0.69
53:BP:24:VAL:HG13	53:BP:86:LYS:HG2	1.74	0.69
36:A5:556:U:OP2	86:A5:3732:OHX:N2	2.25	0.69
36:A1:2534:G:N7	86:A1:3751:OHX:N2	2.40	0.69
36:A5:1765:U:H4'	36:A5:1765:U:OP1	1.91	0.69
80:A6:151:G:N2	80:A6:163:G:H22	1.89	0.69
1:A2:131:C:OP1	86:A2:1952:OHX:N4	2.26	0.69
80:A6:653:C:H42	80:A6:677:G:H1	1.40	0.69
36:A5:3272:C:OP2	43:DE:78:ARG:NH1	2.26	0.69
21:AT:28:LEU:HD13	21:AT:29:GLU:H	1.56	0.69
59:BV:79:VAL:HG13	59:BV:100:GLY:HA2	1.74	0.69
63:DZ:102:GLU:OE1	63:DZ:103:GLN:N	2.25	0.69
21:CT:105:LEU:HD13	21:CT:122:ARG:HD3	1.72	0.69
80:A6:755:A:H2'	80:A6:756:A:H8	1.56	0.69
16:AO:29:HIS:O	16:AO:29:HIS:ND1	2.24	0.69
45:BG:45:ASN:HD21	45:BG:47:SER:HB3	1.58	0.69
2:AA:193:GLN:O	2:AA:195:TRP:N	2.26	0.69
21:AT:49:ASP:HB3	21:AT:53:TRP:HB3	1.73	0.69
36:A5:2195:C:OP2	86:A5:3405:OHX:N4	2.25	0.69
40:DB:117:ARG:CZ	40:DB:175:LYS:HD2	2.23	0.69
36:A5:2299:A:OP1	86:A5:3681:OHX:N1	2.26	0.69
1:A2:591:A:H2'	1:A2:592:A:C8	2.27	0.69

Continued on next page...

Continued from previous page...

Atom-1	Atom-2	Interatomic distance (Å)	Clash overlap (Å)
7:CF:57:SER:O	7:CF:59:VAL:N	2.25	0.69
36:A1:3050:U:OP2	86:A1:3758:OHX:N2	2.25	0.69
1:A2:437:A:OP1	86:A2:2051:OHX:N3	2.26	0.69
86:A2:1915:OHX:N2	86:A2:2074:OHX:N2	2.40	0.69
36:A1:2310:U:OP1	86:A1:3697:OHX:N4	2.26	0.69
15:AN:55:ARG:NH1	15:AN:56:ASP:OD2	2.26	0.69
80:A6:542:A:H2'	80:A6:542:A:OP1	1.93	0.69
80:A6:755:A:O2'	80:A6:756:A:O4'	2.04	0.69
36:A1:3122:A:N1	46:BH:70:THR:HG21	2.07	0.69
19:AR:50:ILE:O	19:AR:54:THR:HG23	1.92	0.69
40:BB:152:LYS:HG2	40:BB:192:VAL:HG11	1.74	0.69
24:AW:15:ASN:HD21	24:AW:71:LYS:HA	1.58	0.69
4:AC:69:ILE:HD11	4:AC:133:LYS:HB3	1.73	0.69
26:CY:122:GLY:O	26:CY:125:LEU:N	2.24	0.69
22:CU:22:ILE:HG22	22:CU:93:LEU:HB2	1.75	0.69
86:A5:3402:OHX:N1	86:A5:3404:OHX:N3	2.40	0.69
1:A2:226:A:H2'	1:A2:227:U:H5'	1.74	0.69
80:A6:358:U:O4	86:A6:1931:OHX:N2	2.26	0.69
42:BD:40:HIS:HB3	42:BD:43:LYS:HG3	1.75	0.69
36:A5:2853:A:H5'	47:DI:63:GLU:HB2	1.74	0.69
36:A1:2777:G:C8	36:A1:2777:G:H3'	2.28	0.69
62:BY:37:LYS:H	62:BY:37:LYS:CD	2.04	0.69
86:A5:3489:OHX:N4	86:DA:302:OHX:N6	2.40	0.69
86:A5:3402:OHX:N1	86:A5:3404:OHX:N5	2.40	0.69
17:CP:65:LEU:O	86:CP:201:OHX:N2	2.25	0.69
86:A5:3610:OHX:N3	86:A5:3814:OHX:N6	2.40	0.69
36:A1:3129:A:OP2	86:A1:3802:OHX:N3	2.26	0.69
36:A1:2777:G:C8	36:A1:2777:G:C3'	2.76	0.69
80:A6:1571:C:OP2	86:A6:2016:OHX:N2	2.26	0.69
80:A6:1542:G:N2	80:A6:1568:C:H1'	2.08	0.69
36:A5:2403:G:N2	36:A5:2404:A:H62	1.91	0.69
40:DB:150:ARG:HG2	40:DB:150:ARG:HH11	1.58	0.69
46:BH:57:VAL:HG23	46:BH:68:LEU:HG	1.75	0.69
53:DP:33:ALA:HB1	53:DP:117:ILE:HG12	1.74	0.69
36:A5:2924:U:O4	86:A5:3573:OHX:N2	2.25	0.69
50:BM:23:ILE:HA	50:BM:63:VAL:HG23	1.74	0.69
1:A2:434:G:N7	86:A2:1926:OHX:N4	2.40	0.69
21:AT:86:ARG:HH11	21:AT:86:ARG:HG3	1.55	0.69
80:A6:1041:G:OP1	86:A6:2039:OHX:N4	2.26	0.69
59:BV:68:GLU:OE1	59:BV:68:GLU:N	2.22	0.69
3:AB:154:SER:O	3:AB:154:SER:OG	2.09	0.69

Continued on next page...

Continued from previous page...

Atom-1	Atom-2	Interatomic distance (Å)	Clash overlap (Å)
1:A2:838:G:N7	86:A2:2074:OHX:N6	2.40	0.69
86:A2:1921:OHX:N1	86:A2:2052:OHX:N3	2.40	0.69
1:A2:1448:G:O6	86:A2:2086:OHX:N1	2.25	0.69
42:BD:85:ARG:NH1	42:BD:86:TYR:OH	2.25	0.69
7:CF:53:VAL:O	7:CF:55:ASP:N	2.26	0.69
24:CW:41:MET:HG2	24:CW:129:VAL:HG11	1.75	0.69
45:DG:90:THR:HA	45:DG:214:LEU:HD21	1.75	0.69
80:A6:1620:C:H2'	80:A6:1621:U:H6	1.58	0.69
86:A5:3526:OHX:N6	86:A5:3739:OHX:N2	2.40	0.69
80:A6:1199:G:O6	22:CU:67:THR:HG22	1.93	0.69
86:A1:3458:OHX:N4	86:A1:3811:OHX:N3	2.41	0.69
36:A5:300:G:O6	86:A5:3722:OHX:N2	2.25	0.69
1:A2:176:C:OP1	86:A2:1952:OHX:N3	2.26	0.69
86:A5:3470:OHX:N3	86:A5:3807:OHX:N5	2.41	0.69
36:A5:2507:C:O2'	36:A5:2508:U:OP1	2.10	0.69
36:A1:1940:G:H21	36:A1:3362:A:H8	1.41	0.69
12:AK:68:LEU:HD11	12:AK:76:LEU:HD21	1.73	0.69
54:BQ:34:THR:HG22	54:BQ:49:LEU:HD21	1.74	0.69
44:BF:143:THR:HG22	44:BF:241:LYS:HE3	1.75	0.69
1:A2:959:U:C6	15:AN:61:THR:HB	2.28	0.68
1:A2:131:C:O2'	1:A2:132:U:OP1	2.11	0.68
86:A7:203:OHX:N1	86:A7:211:OHX:N5	2.41	0.68
44:BF:151:ARG:HD2	44:BF:244:ASN:ND2	2.08	0.68
59:BV:108:GLU:HG2	59:BV:128:ARG:HH11	1.58	0.68
40:BB:346:THR:O	40:BB:348:ARG:N	2.26	0.68
80:A6:1402:G:H5'	19:CR:4:VAL:HG22	1.73	0.68
40:BB:37:ARG:HG2	40:BB:187:SER:H	1.57	0.68
19:CR:104:ASN:O	19:CR:106:THR:N	2.26	0.68
36:A5:549:U:H2'	36:A5:550:A:C8	2.27	0.68
86:A5:3610:OHX:N3	86:A5:3814:OHX:N4	2.42	0.68
6:CE:125:LYS:N	6:CE:142:HIS:HD2	1.90	0.68
80:A6:228:G:H1	80:A6:236:A:H61	1.41	0.68
36:A5:1301:A:OP2	86:A5:3820:OHX:N6	2.26	0.68
36:A1:13:A:OP2	86:A1:3786:OHX:N5	2.26	0.68
10:AI:114:GLU:HG2	10:AI:120:THR:HA	1.75	0.68
36:A5:3330:A:H8	36:A5:3330:A:H5''	1.59	0.68
36:A5:3317:U:H4'	36:A5:3318:G:O5'	1.92	0.68
24:CW:6:VAL:HG13	24:CW:34:ILE:HD11	1.74	0.68
25:CX:23:ARG:HH11	25:CX:23:ARG:HG3	1.56	0.68
36:A1:129:U:O4	86:A1:3798:OHX:N3	2.25	0.68
1:A2:701:U:H3	1:A2:737:A:N6	1.87	0.68

Continued on next page...

Continued from previous page...

Atom-1	Atom-2	Interatomic distance (Å)	Clash overlap (Å)
86:A1:3542:OHX:N4	86:A1:3751:OHX:N3	2.41	0.68
1:A2:839:U:H2'	1:A2:840:U:H5'	1.76	0.68
86:A5:3458:OHX:N4	86:A5:3820:OHX:N3	2.40	0.68
2:CA:167:LYS:HB3	2:CA:168:HIS:CD2	2.28	0.68
36:A1:1278:A:O2'	36:A1:1279:C:O5'	2.10	0.68
36:A1:410:U:O4	86:A1:3602:OHX:N5	2.26	0.68
36:A5:3053:G:O6	86:A5:3700:OHX:N6	2.26	0.68
13:CL:21:ASN:OD1	13:CL:21:ASN:N	2.27	0.68
36:A1:3188:G:O6	86:A1:3762:OHX:N3	2.26	0.68
4:AC:116:LYS:HG2	4:AC:127:ALA:HB3	1.76	0.68
11:CJ:3:ARG:HG2	11:CJ:3:ARG:HH21	1.57	0.68
36:A1:1236:G:N2	36:A1:1244:A:H4'	2.08	0.68
86:A1:3481:OHX:N6	86:A1:3742:OHX:N3	2.41	0.68
52:DO:110[A]:PRO:O	52:DO:112[A]:TYR:N	2.26	0.68
86:A5:3513:OHX:N5	86:A5:3666:OHX:N3	2.40	0.68
80:A6:139:C:H4'	80:A6:140:A:O5'	1.94	0.68
36:A5:1355:A:H4'	36:A5:1356:U:O5'	1.93	0.68
21:CT:16:ASN:OD1	21:CT:56:LYS:NZ	2.25	0.68
86:A1:3439:OHX:N4	86:A1:3802:OHX:N1	2.41	0.68
1:A2:1449:U:H2'	1:A2:1450:U:C6	2.28	0.68
1:A2:1339:C:O2'	1:A2:1340:U:OP1	2.12	0.68
45:BG:67:ILE:HG22	45:BG:237:ILE:HB	1.75	0.68
36:A5:1238:C:O2'	36:A5:1239:C:OP1	2.09	0.68
80:A6:1429:G:H2'	80:A6:1430:U:C6	2.29	0.68
52:DO:121[B]:PRO:HA	52:DO:124[B]:LEU:HD22	1.76	0.68
86:A6:1991:OHX:N3	10:CI:52:ASN:OD1	2.26	0.68
47:BI:76:MET:HE3	47:BI:148:VAL:HG13	1.73	0.68
14:AM:61:VAL:HG13	14:AM:121:VAL:HG23	1.75	0.68
20:CS:68:ARG:HG3	20:CS:68:ARG:HH11	1.58	0.68
80:A6:837:G:O6	86:A6:1957:OHX:N1	2.26	0.68
25:AX:130:VAL:O	25:AX:131:SER:HB3	1.93	0.68
6:AE:31:PRO:HG2	6:AE:38:LEU:HD13	1.76	0.68
8:AG:164:LYS:HB3	8:AG:167:LYS:HB3	1.75	0.68
41:DC:36:HIS:O	41:DC:40:THR:HG23	1.94	0.68
86:BI:303:OHX:N4	86:BI:304:OHX:N3	2.41	0.68
36:A5:1013:G:H2'	36:A5:1014:U:O4'	1.94	0.68
86:A5:3509:OHX:N2	86:A5:3699:OHX:N1	2.41	0.68
36:A5:3289:G:H2'	36:A5:3290:G:H8	1.59	0.68
11:CJ:171:ARG:HH11	11:CJ:174:ARG:HB3	1.57	0.68
41:DC:20:LEU:HD13	41:DC:256:THR:HG23	1.76	0.68
58:BU:50:LEU:HB3	58:BU:54:VAL:HG23	1.76	0.68

Continued on next page...

Continued from previous page...

Atom-1	Atom-2	Interatomic distance (Å)	Clash overlap (Å)
1:A2:397:A:O3'	10:AI:50:GLY:HA2	1.94	0.68
11:AJ:163:PRO:O	11:AJ:165:GLY:N	2.26	0.68
11:AJ:169:PRO:HD2	11:AJ:174:ARG:HD2	1.76	0.68
52:DO:110[A]:PRO:O	52:DO:113[A]:ASP:N	2.20	0.68
86:A5:3458:OHX:N6	86:A5:3820:OHX:N5	2.41	0.68
1:A2:582:U:H5''	1:A2:582:U:H6	1.57	0.68
36:A1:764:U:O2'	36:A1:765:C:OP1	2.12	0.68
45:DG:86:THR:O	45:DG:90:THR:HG23	1.94	0.68
36:A1:2236:G:OP1	86:A1:3670:OHX:N6	2.26	0.68
36:A5:3377:G:O6	86:A5:3601:OHX:N1	2.26	0.68
1:A2:38:C:H2'	1:A2:39:A:H5'	1.76	0.68
44:DF:134:VAL:O	44:DF:229:PHE:HA	1.94	0.68
36:A5:2957:G:H5'	36:A5:2957:G:H8	1.59	0.68
47:DI:99:ILE:HG13	47:DI:123:HIS:HB2	1.76	0.68
57:BT:17:ARG:O	57:BT:18:ASP:HB2	1.93	0.68
80:A6:1688:U:H2'	80:A6:1689:A:C8	2.29	0.68
80:A6:1462:G:N7	20:CS:143:ARG:NH2	2.41	0.68
41:DC:300:ARG:HG2	41:DC:300:ARG:HH11	1.58	0.68
86:A1:3481:OHX:N6	86:A1:3742:OHX:N5	2.41	0.68
36:A5:2093:A:N6	55:DR:114:LYS:HD3	2.08	0.68
36:A5:2872:A:OP1	36:A5:2872:A:H4'	1.94	0.68
86:A5:3536:OHX:N3	86:A5:3759:OHX:N1	2.42	0.68
9:CH:173:TYR:CE1	9:CH:181:ILE:HD11	2.29	0.68
1:A2:386:G:OP2	10:AI:25:ARG:NH2	2.27	0.68
36:A1:2415:C:OP1	39:BA:2:GLY:HA2	1.94	0.68
56:DS:9:VAL:HG22	56:DS:61:ILE:HD13	1.74	0.68
86:A1:3481:OHX:N2	86:A1:3742:OHX:N1	2.43	0.67
86:A5:3509:OHX:N5	86:A5:3699:OHX:N1	2.42	0.67
36:A5:3263:G:N7	86:A5:3634:OHX:N2	2.42	0.67
80:A6:1386:G:OP2	19:CR:44:LYS:NZ	2.27	0.67
21:CT:28:LEU:O	21:CT:29:GLU:HB2	1.92	0.67
51:BN:190:THR:O	51:BN:194:GLN:HG2	1.94	0.67
80:A6:1011:G:OP2	86:A6:1976:OHX:N3	2.27	0.67
86:A6:1933:OHX:N5	86:A6:2071:OHX:N2	2.43	0.67
86:A5:3513:OHX:N5	86:A5:3666:OHX:N1	2.42	0.67
48:BJ:8:PRO:HG2	48:BJ:9:MET:HB3	1.75	0.67
80:A6:565:C:N3	86:A6:2054:OHX:N4	2.42	0.67
21:AT:52:GLY:O	21:AT:54:PHE:N	2.25	0.67
19:CR:50:ILE:O	19:CR:54:THR:HG23	1.93	0.67
58:DU:19:VAL:O	58:DU:23:THR:OG1	2.11	0.67
1:A2:838:G:O6	86:A2:2074:OHX:N2	2.28	0.67

Continued on next page...

Continued from previous page...

Atom-1	Atom-2	Interatomic distance (Å)	Clash overlap (Å)
86:A5:3521:OHX:N2	86:A5:3809:OHX:N5	2.42	0.67
40:DB:139:GLN:O	40:DB:141:GLY:N	2.27	0.67
36:A1:2946:A:H5''	36:A1:2947:G:H5'	1.75	0.67
45:BG:245:LYS:HZ3	45:BG:249:ARG:HH21	1.42	0.67
42:DD:187:THR:HG22	42:DD:189:GLU:HB2	1.76	0.67
86:A1:3542:OHX:N1	86:A1:3751:OHX:N3	2.41	0.67
86:A2:1915:OHX:N4	86:A2:2074:OHX:N1	2.42	0.67
8:AG:67:VAL:HG21	8:AG:99:GLY:HA2	1.76	0.67
56:DS:13:ARG:NH1	56:DS:13:ARG:HG3	2.08	0.67
86:A6:1940:OHX:N4	86:A6:2092:OHX:N6	2.42	0.67
40:BB:116:ARG:HG2	40:BB:175:LYS:HA	1.77	0.67
11:AJ:53:ARG:NH2	11:AJ:97:LEU:O	2.27	0.67
46:DH:188:THR:HG22	46:DH:189:GLU:HG2	1.75	0.67
1:A2:1199:G:O6	22:AU:67:THR:HG23	1.95	0.67
1:A2:1738:U:O4	86:A2:1919:OHX:N4	2.26	0.67
36:A1:781:G:N7	86:A1:3485:OHX:N5	2.43	0.67
17:CP:22:LEU:HA	17:CP:25:LEU:HB2	1.76	0.67
1:A2:1619:C:OP2	86:A2:2076:OHX:N4	2.28	0.67
86:A2:1918:OHX:N2	86:A2:2067:OHX:N5	2.43	0.67
16:CO:50:ALA:C	16:CO:52:ARG:H	1.97	0.67
36:A5:1081:U:OP1	86:A5:3666:OHX:N3	2.28	0.67
36:A1:3203:U:O4	86:A1:3762:OHX:N3	2.27	0.67
36:A5:3295:A:H2'	36:A5:3296:A:C8	2.29	0.67
36:A1:1355:A:H4'	36:A1:1356:U:O5'	1.94	0.67
40:DB:221:THR:HG22	40:DB:273:HIS:H	1.60	0.67
36:A5:3228:C:O2'	36:A5:3229:G:OP2	2.11	0.67
80:A6:800:U:H2'	80:A6:801:G:C8	2.30	0.67
27:AZ:41:ILE:HG23	27:AZ:42:LEU:H	1.59	0.67
36:A1:979:U:H1'	36:A1:980:A:C8	2.30	0.67
11:AJ:109:LEU:HD13	11:AJ:129:ILE:HD13	1.75	0.67
80:A6:1311:U:O4	86:A6:2098:OHX:N6	2.28	0.67
9:AH:50:ASP:HA	9:AH:56:LYS:HA	1.76	0.67
9:AH:50:ASP:HB3	9:AH:56:LYS:HG2	1.75	0.67
2:AA:185:ARG:HA	23:AV:44:ARG:HA	1.77	0.67
42:DD:76:ALA:HB3	42:DD:109:THR:HG22	1.76	0.67
86:A5:3526:OHX:N6	86:A5:3739:OHX:N5	2.41	0.67
57:BT:54:HIS:CE1	57:BT:55:LYS:HD3	2.30	0.67
7:AF:94:THR:HB	7:AF:114:ILE:HG13	1.77	0.67
25:AX:91:GLY:O	25:AX:93:LEU:N	2.25	0.67
80:A6:1073:G:H2'	80:A6:1074:G:H5''	1.77	0.67
1:A2:687:G:H5'	24:AW:119:LYS:HG2	1.76	0.67

Continued on next page...

Continued from previous page...

Atom-1	Atom-2	Interatomic distance (Å)	Clash overlap (Å)
40:DB:299:ASP:OD1	40:DB:301:THR:HG23	1.94	0.67
1:A2:533:U:H4'	26:AY:33:ALA:HB2	1.77	0.67
36:A1:3276:G:H1	44:BF:60:ARG:NH2	67.42	0.67
80:A6:1230:A:H2'	80:A6:1258:U:C5	2.30	0.67
86:A5:3489:OHX:N2	86:DA:302:OHX:N6	2.41	0.67
2:AA:10:THR:OG1	2:AA:13:ASP:OD2	2.13	0.67
86:A5:3402:OHX:N4	86:A5:3404:OHX:N3	2.41	0.67
36:A5:1239:C:H42	36:A5:1249:G:H1	1.41	0.67
44:DF:178:ILE:HA	44:DF:183:ASP:HB3	1.77	0.67
36:A5:2244:A:H5''	39:DA:243:THR:OG1	1.95	0.67
36:A5:2996:U:OP1	36:A5:2996:U:H4'	1.95	0.67
80:A6:1366:U:O4	86:A6:2062:OHX:N3	2.28	0.67
55:BR:106:LEU:HB3	55:BR:120:TYR:CE1	2.29	0.67
6:AE:13:ALA:O	6:AE:39:ARG:NH2	2.27	0.67
36:A1:3049:A:H5'	36:A1:3049:A:C8	2.27	0.67
80:A6:826:U:O4	86:A6:1922:OHX:N3	2.28	0.67
59:BV:33:ASN:C	59:BV:33:ASN:HD22	1.98	0.67
80:A6:491:C:H42	80:A6:497:G:H21	1.42	0.67
86:A5:3513:OHX:N2	86:A5:3666:OHX:N4	2.42	0.67
86:A6:1940:OHX:N1	86:A6:2092:OHX:N2	2.43	0.67
40:BB:173:GLN:O	40:BB:175:LYS:N	2.27	0.67
80:A6:814:A:H2'	55:DR:170:ARG:HH12	1.59	0.67
9:CH:40:PRO:HG2	9:CH:41:LEU:HD23	1.75	0.67
49:BL:24:VAL:HG21	49:BL:26:PHE:CE2	2.30	0.67
2:CA:184:LEU:O	2:CA:186:GLY:N	2.28	0.67
57:DT:51:GLY:HA3	57:DT:92:ARG:HG3	1.76	0.67
40:BB:41:VAL:CA	40:BB:185:GLY:HA3	2.21	0.67
6:AE:85:GLY:N	6:AE:88:ASP:OD2	2.27	0.67
38:A8:141:C:OP1	51:DN:109:ARG:NH1	2.27	0.67
36:A1:3155:U:H3'	36:A1:3156:U:C4'	2.25	0.67
36:A5:252:U:H4'	36:A5:253:A:C5'	2.25	0.67
11:CJ:8:TYR:O	86:CJ:201:OHX:N4	2.28	0.67
36:A5:1655:G:H8	36:A5:1655:G:C5'	2.08	0.67
9:AH:38:LEU:HD23	9:AH:41:LEU:HD12	1.76	0.67
41:BC:143:GLU:O	86:BC:401:OHX:N2	2.27	0.67
80:A6:1491:U:H5'	80:A6:1492:A:OP1	1.95	0.67
52:DO:12[B]:LYS:O	56:DS:167:ARG:NH2	2.28	0.67
36:A1:715:A:H4'	36:A1:716:A:OP1	1.93	0.67
6:CE:100:ARG:NH2	6:CE:122:LYS:HA	2.09	0.67
36:A1:2120:A:OP2	86:A1:3554:OHX:N2	2.28	0.67
18:AQ:97:VAL:HG12	18:AQ:98:ASP:H	1.57	0.67

Continued on next page...

Continued from previous page...

Atom-1	Atom-2	Interatomic distance (Å)	Clash overlap (Å)
3:AB:76:SER:OG	3:AB:78:ASP:OD1	2.12	0.67
80:A6:1584:G:H5''	18:CQ:122:ARG:HB3	1.76	0.67
55:DR:102:LEU:HD13	55:DR:127:SER:HB2	1.76	0.67
80:A6:753:A:H62	6:CE:187:ARG:HH22	1.42	0.67
18:AQ:113:ASP:CG	18:AQ:114:ARG:H	1.98	0.66
86:A5:3532:OHX:N2	86:A5:3780:OHX:N6	2.43	0.66
86:A1:3481:OHX:N4	86:A1:3742:OHX:N3	2.43	0.66
86:A5:3517:OHX:N5	44:DF:217:PRO:HA	2.10	0.66
80:A6:1565:C:OP1	20:CS:41:ARG:HD3	1.94	0.66
36:A5:2667:A:C8	36:A5:2667:A:H5'	2.30	0.66
1:A2:730:G:O6	86:A2:2050:OHX:N4	2.28	0.66
86:A5:3492:OHX:N6	86:A5:3737:OHX:N5	2.42	0.66
36:A5:1080:A:OP1	42:DD:140:ARG:HD3	1.95	0.66
10:CI:66:SER:HB3	10:CI:73:SER:OG	1.95	0.66
36:A1:304:G:N3	36:A1:304:G:H5'	2.09	0.66
23:CV:9:VAL:HG22	23:CV:10:GLU:H	1.60	0.66
36:A1:517:G:H5''	36:A1:517:G:C8	2.28	0.66
41:BC:145:ILE:HD11	41:BC:148:ILE:HG13	1.77	0.66
86:A1:3574:OHX:N2	86:A1:3706:OHX:N1	2.43	0.66
36:A5:249:U:O2'	36:A5:250:U:H5''	1.95	0.66
86:A5:3513:OHX:N2	86:A5:3666:OHX:N1	2.42	0.66
36:A5:2202:C:O4'	39:DA:224:THR:HG23	1.95	0.66
80:A6:565:C:O2	86:A6:2015:OHX:N4	2.29	0.66
45:BG:91:PHE:O	45:BG:95:ASN:HB2	1.95	0.66
86:A5:3477:OHX:N3	86:A5:3779:OHX:N4	2.43	0.66
43:BE:18:LEU:H	43:BE:18:LEU:HD22	1.60	0.66
1:A2:1507:G:O6	86:A2:2033:OHX:N5	2.28	0.66
36:A1:1222:G:O2'	36:A1:1285:G:N1	2.16	0.66
86:A6:1922:OHX:N6	86:A6:2100:OHX:N4	2.44	0.66
80:A6:653:C:N4	80:A6:677:G:H1	1.93	0.66
1:A2:765:G:N3	11:AJ:149:ARG:NH1	2.42	0.66
36:A5:1213:G:H4'	56:DS:90:MET:HG2	1.76	0.66
1:A2:1267:G:H21	1:A2:1448:G:H5''	1.59	0.66
36:A1:13:A:H5''	36:A1:13:A:H8	1.59	0.66
1:A2:1606:C:H2'	1:A2:1607:G:C8	2.31	0.66
46:BH:20:ILE:HG13	50:BM:7:VAL:HG22	1.78	0.66
42:BD:233:ALA:O	42:BD:235:SER:N	2.28	0.66
62:DY:35:LEU:HD13	62:DY:39:LEU:HB3	1.77	0.66
80:A6:914:G:C8	80:A6:914:G:H5'	2.30	0.66
45:DG:148:ALA:HA	45:DG:201:THR:HG22	1.76	0.66
80:A6:1160:A:H2'	80:A6:1161:C:C6	2.31	0.66

Continued on next page...

Continued from previous page...

Atom-1	Atom-2	Interatomic distance (Å)	Clash overlap (Å)
54:DQ:134:GLY:O	54:DQ:137:THR:OG1	2.11	0.66
36:A1:3215:A:H8	50:BM:121:MET:HE1	1.59	0.66
53:BP:32:THR:HG21	53:BP:87:SER:HB3	1.76	0.66
36:A1:2280:A:P	86:A1:3671:OHX:N5	2.68	0.66
36:A1:2875:U:O4	86:A1:3757:OHX:N4	2.28	0.66
56:DS:137:ARG:HG2	56:DS:139:TYR:CE1	2.30	0.66
86:A5:3513:OHX:N6	86:A5:3666:OHX:N3	2.42	0.66
48:BJ:9:MET:HG3	48:BJ:9:MET:O	1.94	0.66
59:BV:81:GLN:O	59:BV:98:ASN:ND2	2.28	0.66
1:A2:1254:U:OP2	14:AM:46:ARG:NH1	2.28	0.66
2:AA:70:PRO:HB2	2:AA:94:GLY:HA3	1.77	0.66
36:A5:420:G:OP2	36:A5:420:G:O5'	2.12	0.66
80:A6:417:A:H4'	80:A6:418:G:O5'	1.96	0.66
1:A2:843:U:H2'	1:A2:844:A:C8	2.31	0.66
1:A2:1756[B]:A:O2'	1:A2:1757:G:H5'	1.94	0.66
1:A2:1789:G:H5''	1:A2:1789:G:H8	1.60	0.66
47:DI:86:HIS:HB3	47:DI:139:ARG:HG2	1.77	0.66
36:A1:3276:G:O6	53:BP:171:ARG:NH1	2.28	0.66
86:A1:3506:OHX:N5	86:A1:3777:OHX:N3	2.42	0.66
1:A2:1041:G:H2'	1:A2:1042:G:C8	2.30	0.66
36:A5:2586:G:N7	45:DG:241:LYS:HB2	2.09	0.66
36:A1:807:A:H61	36:A1:934:G:H22	1.44	0.66
15:AN:27:LYS:H	15:AN:27:LYS:HE2	1.61	0.66
36:A1:1409:G:N7	86:A1:3613:OHX:N3	2.43	0.66
7:CF:64:VAL:HG13	7:CF:89:ILE:HD11	1.78	0.66
1:A2:1592:A:H2'	1:A2:1593:A:H8	1.61	0.66
1:A2:169:A:H5''	8:AG:176:GLN:HG2	1.77	0.66
36:A1:1338:C:OP2	86:A1:3804:OHX:N2	2.28	0.66
1:A2:1686:C:H2'	1:A2:1687:U:O4'	1.96	0.66
36:A1:1234:G:O6	86:A1:3654:OHX:N6	2.29	0.66
47:BI:84:ALA:O	47:BI:140:THR:HG22	1.94	0.66
80:A6:789:A:OP1	6:CE:108:ARG:NH2	2.29	0.66
86:A5:3536:OHX:N3	86:A5:3759:OHX:N4	2.43	0.66
36:A5:541:U:O4	86:A5:3528:OHX:N3	2.29	0.66
14:CM:71:ILE:HD13	14:CM:72:ILE:HG13	1.75	0.66
52:DO:180[B]:SER:OG	52:DO:181[B]:ALA:N	2.29	0.66
36:A1:2397:A:O5'	36:A1:2398:A:H5'	1.95	0.66
44:BF:77:VAL:HG22	57:BT:139:ARG:HG2	1.77	0.66
6:CE:49:ARG:HG3	6:CE:50:ASN:N	2.10	0.66
37:A7:1:G:O2'	42:DD:270:LYS:HB3	1.95	0.66
1:A2:356:G:OP2	86:A2:1914:OHX:N6	2.28	0.66

Continued on next page...

Continued from previous page...

Atom-1	Atom-2	Interatomic distance (Å)	Clash overlap (Å)
36:A1:1942:U:OP2	55:BR:74:ARG:NH1	2.21	0.66
80:A6:66:U:H4'	80:A6:67:A:OP1	1.94	0.66
48:BJ:85:LYS:O	48:BJ:88:GLU:N	2.28	0.66
19:CR:105:GLN:O	19:CR:109:LEU:N	2.28	0.66
36:A1:1064:A:H4'	36:A1:1065:A:O5'	1.96	0.66
50:DM:48:GLY:HA3	50:DM:53:VAL:HG13	1.78	0.66
36:A1:528:U:H2'	36:A1:529:A:C8	2.31	0.66
86:A1:3497:OHX:N2	86:A1:3680:OHX:N5	2.42	0.66
1:A2:992:A:H2	1:A2:1012:U:H3	1.38	0.66
25:CX:97:ASP:O	25:CX:100:ASP:HB2	1.96	0.66
2:CA:79:ARG:NH1	2:CA:164:ASN:O	2.18	0.66
63:BZ:53:VAL:HA	63:BZ:57:HIS:HD2	1.61	0.66
3:CB:77:GLU:OE1	16:CO:114:ARG:NH2	2.28	0.66
51:BN:58:GLY:HA3	51:BN:142:ILE:CD1	2.26	0.66
16:CO:87:GLY:HA3	16:CO:120:PRO:HG2	1.78	0.66
37:A7:91:G:H2'	37:A7:92:A:C8	2.30	0.66
80:A6:747:C:OP2	86:A6:2090:OHX:N5	2.29	0.66
5:CD:179:GLN:OE1	5:CD:180:GLY:N	2.29	0.66
22:CU:36:ASN:HA	22:CU:39:SER:HB2	1.77	0.66
1:A2:1310:U:O4	86:A2:2083:OHX:N3	2.28	0.66
40:BB:284:ARG:NH2	40:BB:295:ALA:O	2.29	0.66
6:CE:95:THR:HG23	6:CE:97:GLU:CG	2.25	0.66
17:CP:18:ARG:HD3	20:CS:90:ASN:ND2	2.11	0.66
3:AB:70:LEU:O	3:AB:74:GLN:N	2.28	0.66
36:A5:3048:A:H5'	40:DB:53:MET:CE	2.26	0.66
36:A1:916:G:H5'	36:A1:917:A:OP1	1.95	0.66
36:A5:2204:C:H4'	36:A5:2205:U:OP1	1.95	0.66
51:DN:182:ASN:O	51:DN:183:THR:HG22	1.96	0.66
56:BS:23:LYS:O	57:BT:146:ASN:ND2	2.21	0.66
80:A6:1017:U:H2'	80:A6:1018:U:C6	2.31	0.66
36:A1:770:G:O6	86:A1:3774:OHX:N3	2.28	0.66
15:CN:151:ASN:O	86:CN:201:OHX:N3	2.29	0.66
36:A1:1273:A:O2'	36:A1:1274:A:OP1	2.12	0.66
12:AK:56:LYS:HG3	12:AK:67:THR:HB	1.78	0.66
57:DT:14:MET:HE2	57:DT:55:LYS:HB2	1.78	0.66
36:A1:3078:U:H4'	36:A1:3079:U:O5'	1.95	0.66
1:A2:740:A:H2'	1:A2:741:C:H5''	1.77	0.66
41:BC:47:ARG:NH1	41:BC:109:TRP:O	2.29	0.66
36:A1:595:G:N1	36:A1:609:G:H5''	2.11	0.66
16:AO:81:VAL:H	16:AO:115:ILE:HG22	1.61	0.66
2:AA:71:GLU:O	2:AA:96:THR:HG22	1.95	0.66

Continued on next page...

Continued from previous page...

Atom-1	Atom-2	Interatomic distance (Å)	Clash overlap (Å)
1:A2:1518:C:OP1	86:A2:2002:OHX:N5	2.29	0.66
80:A6:683:C:H5'	80:A6:684:A:OP2	1.96	0.66
86:A5:3458:OHX:N2	86:A5:3820:OHX:N5	2.43	0.66
1:A2:1688:U:H2'	1:A2:1689:A:C8	2.31	0.66
80:A6:159:U:O2'	8:CG:87:ARG:NH1	2.27	0.66
38:A8:79:A:H3'	38:A8:80:A:C8	2.31	0.66
63:DZ:3:LYS:HE3	63:DZ:5:LEU:HD12	1.78	0.66
39:DA:116:VAL:HG13	39:DA:126:LEU:HB2	1.76	0.66
40:BB:339:ARG:HG2	40:BB:340:LYS:O	1.95	0.66
63:BZ:95:VAL:HG21	63:BZ:113:VAL:HG11	1.78	0.66
24:AW:47:ILE:HG22	24:AW:65:LEU:HB3	1.76	0.66
36:A1:1233:G:O6	86:A1:3654:OHX:N2	2.29	0.66
45:BG:74:THR:HB	45:BG:230:LYS:NZ	2.10	0.66
80:A6:235:G:H2'	80:A6:236:A:C8	2.31	0.66
24:AW:27:ILE:HG12	24:AW:61:ILE:HB	1.77	0.66
36:A5:2569:A:H4'	36:A5:2570:U:H5'	1.78	0.66
36:A1:1235:U:H4'	36:A1:1236:G:H5'	1.76	0.66
36:A1:1844:C:H2'	36:A1:1845:G:H5''	1.76	0.66
36:A5:3294:A:OP2	40:DB:126:LYS:NZ	2.29	0.66
1:A2:422:G:N7	86:A2:1987:OHX:N5	2.44	0.66
55:DR:84:THR:O	55:DR:88:ARG:HG2	1.96	0.66
8:CG:48:TYR:CZ	8:CG:121:LEU:HD22	2.30	0.66
80:A6:767:U:H5	11:CJ:142:ASN:ND2	1.94	0.66
56:DS:26:ARG:HH11	57:DT:150:THR:HG21	1.61	0.66
86:A5:3461:OHX:N4	86:A5:3772:OHX:N6	2.43	0.66
80:A6:1533:C:H4'	80:A6:1539:G:N1	2.11	0.66
1:A2:205:U:O4	86:A2:1946:OHX:N3	2.29	0.66
11:CJ:117:GLY:O	11:CJ:119:ALA:N	2.28	0.66
36:A5:2777:G:H5''	36:A5:2777:G:C8	2.31	0.66
36:A1:1577:G:H2'	36:A1:1578:C:O4'	1.97	0.65
36:A1:1581:C:C2'	36:A1:1582:C:H5''	2.24	0.65
1:A2:959:U:H6	15:AN:61:THR:HB	1.59	0.65
36:A1:2814:G:N7	86:A1:3738:OHX:N3	2.44	0.65
36:A5:1097:G:H4'	57:DT:129:LYS:HB3	1.78	0.65
86:A6:1940:OHX:N3	86:A6:2092:OHX:N6	2.44	0.65
36:A5:2258:U:OP2	86:A5:3463:OHX:N4	2.29	0.65
36:A5:2549:G:H5'	36:A5:2549:G:C8	2.31	0.65
20:AS:11:PHE:CE2	20:AS:59:GLY:HA2	2.32	0.65
36:A5:1241:U:O2'	36:A5:1242:G:O5'	2.14	0.65
51:DN:80:THR:HG21	51:DN:87:GLN:HA	1.78	0.65
1:A2:901:G:N2	16:AO:54:GLU:OE1	2.29	0.65

Continued on next page...

Continued from previous page...

Atom-1	Atom-2	Interatomic distance (Å)	Clash overlap (Å)
36:A5:618:C:H2'	36:A5:619:A:C8	2.31	0.65
86:A5:3532:OHX:N2	86:A5:3780:OHX:N5	2.45	0.65
43:BE:158:TYR:OH	50:BM:114:ASP:OD2	2.08	0.65
80:A6:759:U:OP1	86:CJ:201:OHX:N2	2.29	0.65
36:A5:1481:A:OP1	36:A5:1481:A:O4'	2.12	0.65
36:A5:1686:U:O4	58:DU:82:LYS:NZ	2.28	0.65
42:BD:144:VAL:HG12	42:BD:173:VAL:HG22	1.77	0.65
21:AT:30:VAL:O	21:AT:32:GLY:N	2.29	0.65
36:A1:558:U:H4'	36:A1:559:A:OP2	1.95	0.65
41:DC:339:LEU:HA	41:DC:342:LYS:HB3	1.79	0.65
18:CQ:114:ARG:O	18:CQ:115:THR:HB	1.96	0.65
1:A2:836:U:OP1	86:A2:2079:OHX:N2	2.30	0.65
2:CA:122:ILE:HG23	2:CA:144:ILE:HB	1.78	0.65
86:A1:3549:OHX:N3	86:A1:3735:OHX:N5	2.45	0.65
1:A2:1537:C:N3	86:A2:2048:OHX:N3	2.43	0.65
36:A5:2103:U:H2'	36:A5:2104:A:C8	2.31	0.65
36:A1:73:C:C2	49:BL:59:ARG:HD3	2.30	0.65
1:A2:61:A:H8	1:A2:269:G:HO2'	1.40	0.65
36:A5:3155:U:H4'	36:A5:3156:U:OP2	1.93	0.65
25:AX:96:VAL:HG23	25:AX:97:ASP:H	1.60	0.65
48:DJ:9:MET:O	48:DJ:11:ASP:N	2.29	0.65
1:A2:765:G:N1	11:AJ:149:ARG:HB3	2.11	0.65
1:A2:1446:A:P	86:A2:2086:OHX:N2	2.70	0.65
5:CD:202:LEU:H	5:CD:202:LEU:HD22	1.61	0.65
27:AZ:59:TYR:HE2	27:AZ:61:SER:HB3	1.61	0.65
1:A2:1536:G:C5	1:A2:1538:U:H1'	2.32	0.65
36:A5:2588:U:OP1	45:DG:48:ARG:NH2	2.28	0.65
36:A5:304:G:N3	36:A5:304:G:H5'	2.10	0.65
36:A5:892:U:C2'	36:A5:893:C:H5'	2.26	0.65
36:A1:1478:C:H2'	36:A1:1479:U:H6	1.61	0.65
45:DG:100:GLU:OE1	45:DG:108:ARG:NH1	2.30	0.65
45:BG:163:VAL:HG22	45:BG:166:LEU:HD12	1.78	0.65
56:BS:82:ASP:OD1	56:BS:87:THR:HB	1.96	0.65
80:A6:1490:C:O2'	80:A6:1491:U:O2	2.14	0.65
42:DD:270:LYS:O	42:DD:273:ARG:HB3	1.96	0.65
86:A5:3402:OHX:N2	86:A5:3404:OHX:N5	2.44	0.65
36:A1:1240:A:H61	36:A1:1244:A:H5''	1.60	0.65
1:A2:711:U:H1'	1:A2:712:G:H5'	1.78	0.65
26:CY:15:ASN:OD1	26:CY:17:LEU:HB2	1.96	0.65
11:CJ:149:ARG:HH11	11:CJ:149:ARG:HG3	1.62	0.65
36:A5:2361:A:OP2	86:A5:3695:OHX:N2	2.29	0.65

Continued on next page...

Continued from previous page...

Atom-1	Atom-2	Interatomic distance (Å)	Clash overlap (Å)
80:A6:218:A:H2'	80:A6:219:A:H5''	1.79	0.65
42:DD:40:HIS:CD2	42:DD:42:ALA:H	2.11	0.65
63:DZ:25:ILE:HA	63:DZ:43:VAL:HG12	1.78	0.65
86:A6:1976:OHX:N4	86:A6:2033:OHX:N3	2.44	0.65
36:A5:1579:C:H5''	39:DA:68:LYS:NZ	2.11	0.65
1:A2:1429:G:C1'	22:AU:74:GLU:HG2	2.27	0.65
21:AT:117:SER:HB2	21:AT:123:ARG:HB2	1.77	0.65
1:A2:1550:A:OP2	17:AP:42:ARG:NH2	2.27	0.65
36:A5:118:U:O2	36:A5:121:A:H5'	1.96	0.65
36:A5:75:G:H5''	49:DL:58:VAL:HG13	1.79	0.65
9:CH:30:SER:HB2	9:CH:34:LEU:HB2	1.78	0.65
3:AB:206:PRO:O	3:AB:207:LEU:HB2	1.95	0.65
62:DY:52:ARG:HA	62:DY:70:ILE:HG22	1.77	0.65
36:A5:900:G:H1'	36:A5:1589:A:N6	2.12	0.65
36:A1:1919:G:N7	86:A1:3559:OHX:N5	2.44	0.65
6:AE:212:ASP:OD2	6:AE:216:ASN:HB2	1.97	0.65
1:A2:702:G:O6	1:A2:736:C:N4	2.19	0.65
86:A1:3496:OHX:N1	86:A1:3650:OHX:N5	2.44	0.65
36:A1:2107:A:H2	36:A1:3344:A:C8	2.14	0.65
80:A6:755:A:O2'	80:A6:756:A:OP1	2.14	0.65
1:A2:819:G:O2'	1:A2:820:U:H5'	1.96	0.65
38:A8:77:A:H2'	38:A8:78:G:O4'	1.96	0.65
36:A1:1243:G:N2	36:A1:1244:A:N7	2.44	0.65
41:DC:20:LEU:HD11	41:DC:252:GLU:HG3	1.78	0.65
86:A6:1940:OHX:N4	86:A6:2092:OHX:N2	2.44	0.65
80:A6:741:C:O2	9:CH:107:ARG:NH2	2.30	0.65
36:A1:2206:G:H1	36:A1:2237:C:H42	1.45	0.65
36:A5:3212:C:OP2	50:DM:124:ARG:NH2	2.30	0.65
36:A1:2683:U:H2'	36:A1:2684:C:C6	2.32	0.65
52:DO:88[A]:VAL:O	52:DO:90[A]:HIS:N	2.30	0.65
5:CD:3:ALA:O	5:CD:4:LEU:HB2	1.94	0.65
86:A5:3580:OHX:N3	86:A5:3660:OHX:N6	2.45	0.65
86:A6:1976:OHX:N6	86:A6:2033:OHX:N3	2.45	0.65
48:BJ:15:GLU:HG2	48:BJ:16:LYS:HD3	1.78	0.65
20:CS:90:ASN:O	20:CS:90:ASN:ND2	2.29	0.65
36:A5:1818:U:H2'	36:A5:1819:U:C6	2.32	0.65
86:A5:3509:OHX:N6	86:A5:3699:OHX:N3	2.44	0.65
56:DS:137:ARG:HG2	56:DS:139:TYR:CZ	2.32	0.65
58:BU:49:ASN:O	58:BU:49:ASN:ND2	2.25	0.65
3:CB:82:ARG:NH1	3:CB:191:GLU:OE2	2.29	0.65
39:BA:14:SER:OG	39:BA:15:ILE:N	2.28	0.65

Continued on next page...

Continued from previous page...

Atom-1	Atom-2	Interatomic distance (Å)	Clash overlap (Å)
80:A6:521:A:O2'	26:CY:34:ASN:ND2	2.30	0.65
36:A5:799:G:O6	86:A5:3543:OHX:N4	2.29	0.65
36:A1:2561:A:N1	45:BG:32:LYS:HB2	2.12	0.65
1:A2:895:G:H1	1:A2:917:U:H3	1.45	0.65
36:A5:1085:A:C5'	36:A5:1085:A:H8	2.10	0.65
11:AJ:96:VAL:HA	11:AJ:99:LEU:HD22	1.78	0.65
42:BD:294:ALA:O	42:BD:296:GLN:N	2.30	0.65
7:CF:92:ARG:NH2	7:CF:169:ASN:OD1	2.30	0.65
36:A1:2273:G:O6	86:A1:3697:OHX:N5	2.29	0.65
40:DB:117:ARG:HA	40:DB:175:LYS:HD3	1.78	0.65
1:A2:1339:C:O2'	1:A2:1341:A:N7	2.30	0.65
46:DH:12:VAL:HG13	46:DH:16:VAL:HG22	1.79	0.65
36:A5:2433:U:H1'	51:DN:125:SER:HB3	1.79	0.65
36:A1:2573:G:O6	86:A1:3543:OHX:N3	2.30	0.65
36:A1:3389:U:O2'	36:A1:3390:G:OP2	2.14	0.65
5:AD:53:THR:O	5:AD:53:THR:OG1	2.08	0.65
13:AL:6:THR:O	13:AL:8:GLN:N	2.30	0.65
46:DH:90:MET:HB2	46:DH:144:ILE:HG22	1.79	0.65
1:A2:647:G:N2	1:A2:687:G:H22	1.95	0.65
86:A1:3497:OHX:N4	86:A1:3680:OHX:N6	2.45	0.65
80:A6:797:G:OP2	86:A6:2090:OHX:N1	2.29	0.65
4:CC:56:ILE:HG23	4:CC:61:LEU:HB2	1.79	0.65
36:A5:2418:G:O6	86:A5:3790:OHX:N2	2.30	0.65
1:A2:118:U:O4	86:A2:2047:OHX:N5	2.29	0.65
20:CS:83:ALA:O	20:CS:89:GLN:NE2	2.30	0.65
58:DU:47:VAL:O	58:DU:49:ASN:N	2.29	0.65
1:A2:1291:G:N2	1:A2:1324:G:N2	2.45	0.64
80:A6:828:U:H2'	80:A6:829:A:H5''	1.79	0.64
45:BG:75:ILE:HG22	45:BG:76:ALA:H	1.60	0.64
80:A6:1506:G:O6	86:A6:2086:OHX:N3	2.30	0.64
1:A2:1735:U:OP2	59:BV:32:ARG:NH1	2.30	0.64
36:A5:1659:U:H2'	36:A5:1660:C:C6	2.32	0.64
80:A6:205:U:O4	86:A6:1984:OHX:N6	2.30	0.64
1:A2:637:C:O2	9:AH:114:ARG:NH2	2.30	0.64
36:A1:1876:U:H6	36:A1:1876:U:H5''	1.63	0.64
55:DR:35:ALA:O	55:DR:36:ASN:ND2	2.29	0.64
80:A6:1769:U:OP2	86:A6:1999:OHX:N2	2.29	0.64
19:AR:47:ARG:NH1	19:AR:48:ASN:OD1	2.29	0.64
40:BB:293:ASN:HB2	40:BB:304:THR:HA	1.80	0.64
36:A1:1233:G:N2	36:A1:1255:C:N3	2.40	0.64
80:A6:230:C:N4	80:A6:235:G:H1	1.94	0.64

Continued on next page...

Continued from previous page...

Atom-1	Atom-2	Interatomic distance (Å)	Clash overlap (Å)
80:A6:677:G:H4'	80:A6:678:A:H5'	1.79	0.64
86:A1:3481:OHX:N4	86:A1:3742:OHX:N1	2.45	0.64
36:A5:860:G:O5'	39:DA:181:LYS:NZ	2.30	0.64
25:CX:50:LYS:HG2	25:CX:77:ILE:HD12	1.79	0.64
12:AK:8:ARG:HD2	12:AK:12:HIS:HE1	1.63	0.64
36:A5:3192:U:O4	86:A5:3661:OHX:N2	2.31	0.64
36:A1:799:G:O6	86:A1:3525:OHX:N5	2.30	0.64
1:A2:1015:U:H5''	1:A2:1016:C:OP2	1.98	0.64
4:AC:162:CYS:HA	86:AC:301:OHX:N5	2.12	0.64
36:A1:3259:U:H5'	36:A1:3259:U:H6	1.63	0.64
23:AV:41:GLU:CD	23:AV:41:GLU:H	2.00	0.64
1:A2:1686:C:C2'	1:A2:1687:U:O4'	2.45	0.64
36:A5:2436:U:H3	36:A5:2511:A:N6	1.96	0.64
46:BH:9:GLN:HG2	46:BH:52:LEU:HD21	1.78	0.64
1:A2:418:G:O2'	8:AG:59:GLN:NE2	2.27	0.64
9:CH:89:HIS:CG	9:CH:165:LYS:HG2	2.32	0.64
36:A1:1352:A:H4'	36:A1:1353:U:OP1	1.97	0.64
63:BZ:50:PRO:HD3	63:BZ:68:ILE:HG12	1.78	0.64
80:A6:1600:A:H4'	80:A6:1601:G:OP1	1.98	0.64
11:AJ:99:LEU:O	11:AJ:100:LYS:HB3	1.96	0.64
10:CI:36:THR:HB	10:CI:57:ALA:O	1.98	0.64
36:A1:3138:U:C2'	36:A1:3139:A:H5''	2.27	0.64
80:A6:815:G:C8	80:A6:815:G:H5'	2.32	0.64
36:A1:1941:C:OP2	55:BR:74:ARG:HG2	1.97	0.64
80:A6:1234:A:O2'	80:A6:1235:C:O5'	2.14	0.64
2:AA:168:HIS:HB3	2:AA:203:PHE:CZ	2.32	0.64
36:A1:3319:U:O2'	36:A1:3320:A:OP1	2.14	0.64
80:A6:443:C:OP2	26:CY:105:ARG:HB2	1.98	0.64
39:BA:83:HIS:CE1	39:BA:86:GLN:HB2	2.32	0.64
44:BF:121:LYS:HB2	57:BT:133:ALA:HB3	1.80	0.64
55:BR:166:ASN:OD1	55:BR:170:ARG:NH2	2.31	0.64
1:A2:1585:U:N3	1:A2:1611:A:H2	1.81	0.64
36:A1:2818:U:C6	36:A1:2818:U:H5'	2.30	0.64
2:CA:9:LEU:HD11	2:CA:14:ALA:HB2	1.80	0.64
80:A6:1241:G:P	17:CP:77:ARG:HH12	2.20	0.64
1:A2:158:U:O2'	1:A2:159:U:H3'	1.98	0.64
36:A1:1240:A:H2	36:A1:1248:C:H41	1.44	0.64
36:A1:1273:A:H2'	36:A1:1274:A:H8	1.63	0.64
80:A6:667:N:H4'	80:A6:668:N:OP1	1.97	0.64
42:DD:106:ALA:O	42:DD:110:LEU:HD22	1.97	0.64
36:A1:3243:A:H4'	40:BB:95:THR:HG22	1.79	0.64

Continued on next page...

Continued from previous page...

Atom-1	Atom-2	Interatomic distance (Å)	Clash overlap (Å)
1:A2:1498:G:C2'	1:A2:1499:G:H5'	2.28	0.64
86:A5:3533:OHX:N3	86:DG:301:OHX:N6	2.45	0.64
39:BA:45:VAL:HG22	39:BA:84:THR:HA	1.78	0.64
86:A5:3580:OHX:N1	86:A5:3660:OHX:N4	2.46	0.64
86:A5:3591:OHX:N2	86:A5:3812:OHX:N6	2.46	0.64
1:A2:1459:C:OP1	20:AS:126:ARG:NH2	2.28	0.64
80:A6:197:A:H2'	80:A6:198:A:C8	2.33	0.64
17:CP:33:PHE:O	17:CP:36:LEU:HD22	1.97	0.64
49:DL:56:PRO:HG3	49:DL:74:GLY:O	1.98	0.64
4:CC:67:GLN:HA	4:CC:70:ASP:HB2	1.80	0.64
45:DG:161:GLU:HA	45:DG:164:VAL:HG22	1.80	0.64
24:CW:55:ASP:O	24:CW:57:ARG:N	2.31	0.64
41:BC:338:LYS:O	41:BC:340:GLY:N	2.31	0.64
38:A4:85:G:H3'	38:A4:85:G:C8	2.32	0.64
36:A5:552:G:O6	86:A5:3511:OHX:N5	2.30	0.64
36:A1:2790:A:OP2	54:BQ:181:SER:HB3	1.97	0.64
36:A5:1560:G:O2'	36:A5:1561:G:OP1	2.12	0.64
80:A6:1626:U:OP1	86:A6:2071:OHX:N3	2.30	0.64
80:A6:123:G:N2	6:CE:146:THR:HG21	2.12	0.64
49:BL:165:SER:HB3	49:BL:168:ARG:HB3	1.79	0.64
1:A2:66:U:H5	8:AG:173:PRO:HG3	1.63	0.64
86:A5:3509:OHX:N5	86:A5:3699:OHX:N3	2.45	0.64
36:A1:3358:U:H2'	36:A1:3359:A:O4'	1.98	0.64
36:A5:2403:G:N7	36:A5:2870:C:H4'	2.12	0.64
18:CQ:83:GLN:HE21	18:CQ:115:THR:CG2	2.10	0.64
80:A6:1183:A:C4	17:CP:100:LYS:HD3	2.32	0.64
26:AY:91:LEU:HA	26:AY:96:LEU:HD12	1.80	0.64
7:AF:152:GLY:O	7:AF:154:ALA:N	2.30	0.64
1:A2:656:G:O2'	1:A2:657:U:O4'	2.15	0.64
11:CJ:151:ASP:OD1	11:CJ:151:ASP:N	2.30	0.64
86:A6:1976:OHX:N6	86:A6:2033:OHX:N5	2.46	0.64
86:A6:1933:OHX:N5	86:A6:2071:OHX:N1	2.44	0.64
86:A6:1922:OHX:N3	86:A6:2100:OHX:N4	2.46	0.64
36:A5:1537:A:OP2	86:A5:3521:OHX:N1	2.31	0.64
86:A5:3473:OHX:N4	86:A5:3680:OHX:N6	2.45	0.64
80:A6:639:U:OP2	9:CH:119:THR:HG23	1.98	0.64
36:A5:2875:U:O4	86:A5:3667:OHX:N3	2.31	0.64
45:BG:45:ASN:ND2	45:BG:47:SER:HB3	2.12	0.64
36:A1:3166:C:H42	36:A1:3284:G:H1	1.43	0.64
80:A6:800:U:H2'	80:A6:801:G:H8	1.62	0.64
80:A6:753:A:H62	6:CE:187:ARG:NH2	1.95	0.64

Continued on next page...

Continued from previous page...

Atom-1	Atom-2	Interatomic distance (Å)	Clash overlap (Å)
86:A6:1951:OHX:N5	86:A6:2090:OHX:N2	2.46	0.64
24:AW:70:ASN:ND2	24:AW:130:TYR:O	2.29	0.64
16:CO:81:VAL:HG22	16:CO:115:ILE:HG23	1.79	0.64
3:CB:178:GLY:O	3:CB:179:SER:HB2	1.98	0.64
86:A5:3577:OHX:N4	86:A5:3813:OHX:N2	2.45	0.64
36:A1:541:U:O4	86:A1:3816:OHX:N6	2.31	0.64
36:A5:247:C:C2	36:A5:248:U:H1'	2.33	0.64
44:BF:143:THR:HG21	44:BF:237:ASN:HB3	1.80	0.64
12:AK:8:ARG:HD2	12:AK:12:HIS:CE1	2.33	0.64
86:A5:3533:OHX:N1	86:DG:301:OHX:N4	2.46	0.64
51:DN:68:ARG:HA	51:DN:98:LEU:HD21	1.80	0.64
36:A1:2155:G:O2'	39:BA:227:ARG:NH2	2.31	0.64
36:A1:1374:G:O6	39:BA:10:LYS:NZ	83.49	0.64
36:A1:3174:A:H2'	36:A1:3175:U:H5'	1.80	0.64
1:A2:1479:A:OP1	21:AT:57:ARG:NH1	2.31	0.64
1:A2:279:G:C3'	1:A2:280:U:H5''	2.28	0.64
1:A2:1202:A:N6	1:A2:1457:C:H5''	2.13	0.64
36:A5:1819:U:O4	86:A5:3564:OHX:N3	2.31	0.64
86:A1:3414:OHX:N2	86:A1:3812:OHX:N4	2.45	0.64
16:CO:11:SER:OG	16:CO:12:GLN:N	2.28	0.64
63:BZ:70:PRO:HG3	63:BZ:115:LYS:HB2	1.80	0.64
36:A1:1658:G:H2'	36:A1:1659:U:C6	2.32	0.64
62:DY:112:ASP:HB3	62:DY:115:ARG:HB2	1.80	0.64
5:AD:114:ALA:HB3	5:AD:117:ARG:HB2	1.80	0.64
1:A2:470:A:C8	1:A2:470:A:H5''	2.33	0.64
1:A2:1762:A:H1'	1:A2:1783:C:H5'	1.80	0.64
18:AQ:115:THR:O	18:AQ:117:LEU:N	2.31	0.63
80:A6:1097:U:H4'	80:A6:1098:U:H5'	1.79	0.63
36:A5:173:G:HO2'	36:A5:174:C:H6	1.43	0.63
80:A6:833:U:O4	86:A6:1957:OHX:N2	2.30	0.63
80:A6:66:U:O2'	80:A6:67:A:H5''	1.98	0.63
86:A1:3497:OHX:N1	86:A1:3680:OHX:N5	2.45	0.63
86:A1:3549:OHX:N3	86:A1:3735:OHX:N1	2.45	0.63
42:DD:211:LEU:HD13	42:DD:219:PHE:HA	1.80	0.63
36:A5:239:G:N7	86:A5:3647:OHX:N5	2.46	0.63
1:A2:562:G:OP2	86:A2:2027:OHX:N5	2.31	0.63
1:A2:753:A:H5'	6:AE:221:ARG:HG3	1.80	0.63
56:BS:137:ARG:HG2	56:BS:139:TYR:CE1	2.32	0.63
46:BH:28:VAL:HG22	46:BH:33:THR:HB	1.78	0.63
86:A5:3610:OHX:N5	86:A5:3814:OHX:N2	2.47	0.63
36:A1:817:A:OP2	86:A1:3800:OHX:N3	2.31	0.63

Continued on next page...

Continued from previous page...

Atom-1	Atom-2	Interatomic distance (Å)	Clash overlap (Å)
86:A1:3481:OHX:N2	86:A1:3742:OHX:N5	2.46	0.63
2:AA:183:ARG:NH2	2:AA:191:ARG:O	2.31	0.63
1:A2:497:G:H4'	1:A2:498:G:OP1	1.97	0.63
86:A6:1940:OHX:N3	86:A6:2092:OHX:N5	2.46	0.63
80:A6:25:C:O2	86:A6:1964:OHX:N6	2.31	0.63
18:CQ:55:VAL:HG21	18:CQ:105:LEU:HG	1.79	0.63
36:A1:742:G:O6	86:A1:3519:OHX:N1	2.31	0.63
86:A6:1967:OHX:N4	86:A6:2085:OHX:N6	2.46	0.63
49:BL:73:ARG:HH21	49:BL:73:ARG:HG3	1.63	0.63
36:A5:3152:U:O2	86:A5:3778:OHX:N5	2.31	0.63
1:A2:9:U:O4	86:A2:2049:OHX:N6	2.32	0.63
15:AN:54:LEU:HB3	15:AN:60:VAL:HG21	1.79	0.63
36:A1:1480:G:H4'	36:A1:1481:A:OP1	1.98	0.63
36:A1:1481:A:O2'	36:A1:1858:A:C2	2.50	0.63
80:A6:765:G:N2	11:CJ:146:PHE:HZ	1.96	0.63
1:A2:138:A:O2'	8:AG:149:LYS:NZ	2.31	0.63
36:A5:1818:U:H2'	36:A5:1819:U:H6	1.62	0.63
8:CG:98:ARG:HD3	8:CG:99:GLY:N	2.13	0.63
62:BY:37:LYS:H	62:BY:37:LYS:HD3	1.64	0.63
3:AB:77:GLU:OE1	16:AO:114:ARG:NH2	2.30	0.63
80:A6:1155:G:O2'	86:A6:2057:OHX:N5	2.31	0.63
1:A2:1689:A:H2'	1:A2:1690:G:H8	1.64	0.63
80:A6:1058:U:H4'	80:A6:1059:U:OP1	1.99	0.63
86:A6:1940:OHX:N1	86:A6:2092:OHX:N5	2.46	0.63
80:A6:1769:U:O2	16:CO:136:ARG:HD2	1.99	0.63
41:BC:181:VAL:O	41:BC:182:LEU:HB2	1.96	0.63
44:BF:24:GLU:O	44:BF:26:VAL:N	2.32	0.63
1:A2:1623:C:H2'	1:A2:1624:C:C6	2.34	0.63
36:A5:1019:G:O6	86:A5:3781:OHX:N2	2.32	0.63
6:AE:259:GLN:O	6:AE:261:LEU:N	2.31	0.63
36:A1:2611:U:H2'	36:A1:2612:U:C6	2.33	0.63
6:AE:185:GLY:N	6:AE:189:LEU:HD13	2.14	0.63
40:BB:296:THR:HB	40:BB:299:ASP:H	1.63	0.63
36:A5:3128:G:OP2	86:A5:3683:OHX:N3	2.32	0.63
36:A5:528:U:H2'	36:A5:529:A:C8	2.33	0.63
7:AF:37:GLN:HB3	18:AQ:53:LEU:HB3	1.80	0.63
36:A1:2107:A:H2	36:A1:3344:A:H8	1.44	0.63
40:BB:218:ILE:HG12	40:BB:276:THR:HG23	1.80	0.63
80:A6:1034:C:HO2'	24:CW:2:THR:N	1.95	0.63
36:A1:542:G:H2'	36:A1:543:C:C6	2.33	0.63
55:DR:173:ARG:HH21	55:DR:177:VAL:HG21	1.62	0.63

Continued on next page...

Continued from previous page...

Atom-1	Atom-2	Interatomic distance (Å)	Clash overlap (Å)
80:A6:1724:U:OP2	86:A6:2080:OHX:N1	2.31	0.63
54:DQ:86:THR:HB	54:DQ:105:ARG:HB3	1.81	0.63
3:CB:169:SER:O	3:CB:173:THR:HG23	1.97	0.63
36:A5:2522:G:H1	39:DA:70:ARG:HH22	1.45	0.63
18:AQ:50:GLU:OE2	18:AQ:82:ARG:NH2	2.27	0.63
86:A5:3515:OHX:N4	86:A5:3723:OHX:N3	2.46	0.63
86:A5:3461:OHX:N1	86:A5:3772:OHX:N2	2.46	0.63
36:A5:979:U:H1'	36:A5:980:A:C4	2.34	0.63
3:AB:112:SER:O	3:AB:114:VAL:N	2.32	0.63
80:A6:1427:A:O2'	80:A6:1428:G:OP1	2.16	0.63
45:DG:121:SER:O	45:DG:123:GLN:N	2.31	0.63
15:CN:22:ALA:HB1	15:CN:23:PRO:HA	1.79	0.63
18:AQ:34:SER:HB3	18:AQ:38:LEU:HD12	1.80	0.63
59:DV:33:ASN:HD22	59:DV:63:LYS:HB2	1.63	0.63
86:A1:3439:OHX:N3	86:A1:3802:OHX:N5	2.46	0.63
36:A1:300:G:O6	86:A1:3710:OHX:N1	2.32	0.63
36:A5:1564:U:H2'	36:A5:1565:G:C8	2.34	0.63
86:A1:3599:OHX:N2	86:A1:3776:OHX:N1	2.46	0.63
36:A1:1507:G:C8	53:BP:129:THR:HG22	2.33	0.63
36:A5:541:U:H2'	36:A5:542:G:C8	2.34	0.63
36:A1:1230:G:H1	36:A1:1279:C:H42	1.47	0.63
80:A6:913:G:O6	36:A5:2205:U:H1'	1.96	0.63
1:A2:1592:A:H2'	1:A2:1593:A:C8	2.34	0.63
80:A6:1657:U:O2'	80:A6:1658:G:OP2	2.11	0.63
12:AK:14:TYR:HE2	12:AK:21:VAL:HG22	1.64	0.63
12:CK:54:TYR:CE2	12:CK:75:TYR:HB2	2.34	0.63
51:BN:91:GLU:O	51:BN:93:LYS:HE3	1.99	0.63
11:CJ:29:LYS:O	11:CJ:33:GLU:HG2	1.97	0.63
36:A5:830:A:O2'	36:A5:1866:C:H2'	1.98	0.63
1:A2:1657:U:O4	86:A2:1969:OHX:N4	2.31	0.63
56:DS:73:LYS:NZ	56:DS:97:VAL:O	2.32	0.63
36:A1:128:G:C8	86:A1:3798:OHX:N5	2.67	0.63
86:A6:1933:OHX:N6	86:A6:2071:OHX:N4	2.45	0.63
36:A1:2403:G:O3'	86:A1:3738:OHX:N5	2.31	0.63
36:A1:3278:C:H3'	36:A1:3279:A:H5''	1.79	0.63
86:A5:3489:OHX:N2	86:DA:302:OHX:N5	2.47	0.63
54:BQ:30:VAL:O	54:BQ:34:THR:HG23	1.98	0.63
12:AK:56:LYS:HE3	12:AK:58:GLN:HG2	1.80	0.63
36:A1:595:G:H1	36:A1:609:G:H5''	1.64	0.63
80:A6:1639:C:OP1	86:A6:2012:OHX:N5	2.31	0.63
36:A5:73:C:C2	49:DL:59:ARG:HD3	2.33	0.63

Continued on next page...

Continued from previous page...

Atom-1	Atom-2	Interatomic distance (Å)	Clash overlap (Å)
25:CX:65:ASN:ND2	25:CX:116:ASP:OD1	2.32	0.63
19:AR:76:GLU:HA	19:AR:79:GLU:HB2	1.81	0.63
63:BZ:83:THR:HG23	63:BZ:85:TYR:H	1.62	0.63
42:BD:131:LEU:HD22	42:BD:131:LEU:H	1.62	0.63
51:BN:96:ARG:HH11	51:BN:96:ARG:HG2	1.64	0.63
4:AC:145:GLY:O	4:AC:146:THR:HB	1.98	0.63
80:A6:1290:U:O2'	4:CC:119:LYS:NZ	2.29	0.63
1:A2:1716:C:O2'	1:A2:1717:G:C8	2.47	0.63
9:CH:66:SER:O	9:CH:68:ALA:N	2.32	0.63
80:A6:652:G:O5'	80:A6:653:C:H5	1.82	0.63
36:A5:1023:C:H5''	36:A5:1024:G:OP2	1.99	0.63
36:A1:1215:U:C2'	36:A1:1216:C:H5''	2.29	0.63
51:BN:38:ARG:HH11	51:BN:38:ARG:CG	2.11	0.63
86:A5:3473:OHX:N4	86:A5:3680:OHX:N2	2.47	0.63
48:DJ:109:HIS:CD2	48:DJ:123:PHE:H	2.15	0.63
86:A1:3491:OHX:N3	86:A1:3671:OHX:N4	2.47	0.63
36:A5:2404:A:OP2	86:A5:3762:OHX:N4	2.32	0.63
40:BB:347:SER:HB3	40:BB:350:ALA:H	1.64	0.63
63:BZ:88:ASP:HB3	63:BZ:121:ARG:HH22	1.64	0.63
80:A6:543:C:H5''	80:A6:543:C:O2	1.99	0.63
8:CG:10:ASN:HB3	8:CG:128:THR:HA	1.80	0.63
86:A1:3497:OHX:N2	86:A1:3680:OHX:N6	2.47	0.63
1:A2:1081:A:H5''	1:A2:1082:C:OP1	1.99	0.63
48:DJ:87:LYS:HD2	48:DJ:104:PHE:CD1	2.32	0.63
86:A5:3607:OHX:N1	86:A5:3801:OHX:N2	2.47	0.63
4:AC:103:VAL:HG12	4:AC:190:LEU:HD12	1.80	0.63
80:A6:738:G:O6	86:A6:1930:OHX:N1	2.32	0.63
63:BZ:135:ARG:HH21	63:BZ:135:ARG:HG2	1.64	0.63
80:A6:646:C:H2'	80:A6:647:G:C8	2.34	0.62
36:A1:1565:G:N2	36:A1:1574:C:N3	2.46	0.62
47:DI:174:THR:HG23	47:DI:175:ASN:H	1.63	0.62
80:A6:678:A:O2'	80:A6:679:U:OP1	2.17	0.62
86:A1:3521:OHX:N1	86:A1:3801:OHX:N3	2.47	0.62
39:DA:204:MET:CE	39:DA:209:HIS:HB2	2.29	0.62
54:BQ:161:LYS:O	54:BQ:162:ALA:HB3	1.99	0.62
5:AD:28:GLU:OE2	12:AK:56:LYS:NZ	2.29	0.62
80:A6:25:C:O2	86:A6:1964:OHX:N5	2.32	0.62
1:A2:1701:N:H3'	1:A2:1702:N:H5''	1.80	0.62
39:BA:30:ARG:NH2	39:BA:33:ASP:OD2	2.31	0.62
36:A5:1192:C:H5	86:A5:3604:OHX:N4	1.96	0.62
22:CU:96:PRO:HD2	22:CU:99:ILE:HD11	1.80	0.62

Continued on next page...

Continued from previous page...

Atom-1	Atom-2	Interatomic distance (Å)	Clash overlap (Å)
6:CE:247:SER:OG	6:CE:250:GLU:HG3	1.98	0.62
36:A5:2561:A:HO2'	36:A5:2562:A:H8	1.46	0.62
40:BB:41:VAL:HA	40:BB:185:GLY:CA	2.24	0.62
1:A2:702:G:O2'	1:A2:703:G:H8	1.82	0.62
1:A2:140:A:N6	1:A2:281:G:OP1	2.21	0.62
36:A5:725:G:H2'	36:A5:726:G:H5''	1.81	0.62
36:A5:3174:A:N6	36:A5:3278:C:N3	2.46	0.62
36:A5:2440:G:H2'	36:A5:2441:A:C8	2.34	0.62
51:DN:183:THR:O	51:DN:184:LYS:HB3	1.97	0.62
36:A5:3358:U:H2'	36:A5:3359:A:H8	1.65	0.62
40:BB:84:VAL:HG13	40:BB:162:VAL:HB	1.81	0.62
49:DL:93:ILE:HG22	49:DL:94:GLY:H	1.64	0.62
41:BC:59:GLN:OE1	48:BJ:55:ARG:NH2	102.06	0.62
1:A2:794:U:H2'	1:A2:794:U:O2	2.00	0.62
4:AC:144:TRP:CE2	4:AC:173:PRO:HG3	2.34	0.62
7:CF:91:GLU:HA	7:CF:94:THR:HG23	1.81	0.62
86:A5:3470:OHX:N3	86:A5:3807:OHX:N1	2.47	0.62
1:A2:197:A:H61	10:AI:138:ASN:ND2	1.98	0.62
36:A1:2513:U:O2'	36:A1:2514:U:H2'	1.98	0.62
86:A1:3414:OHX:N1	86:A1:3812:OHX:N3	2.46	0.62
1:A2:1490:C:H4'	1:A2:1491:U:OP1	1.99	0.62
36:A5:3115:C:OP1	46:DH:62:ARG:NH2	2.32	0.62
17:CP:21:ASP:O	17:CP:25:LEU:N	2.29	0.62
1:A2:843:U:H2'	1:A2:844:A:H8	1.64	0.62
36:A5:1919:G:N7	86:A5:3586:OHX:N4	2.47	0.62
45:DG:151:VAL:HG22	45:DG:199:ALA:HB1	1.81	0.62
1:A2:1168:U:H2'	1:A2:1169:G:H5'	1.82	0.62
43:BE:98:VAL:HA	43:BE:101:PHE:HD2	1.64	0.62
51:BN:155:VAL:HG23	51:BN:156:HIS:ND1	2.13	0.62
21:CT:33:TYR:HD1	21:CT:34:VAL:H	1.45	0.62
6:CE:11:ARG:O	6:CE:12:LEU:HB2	1.98	0.62
20:AS:94:ASP:OD1	20:AS:98:TYR:OH	2.17	0.62
9:AH:11:GLN:HG3	9:AH:13:PRO:HD2	1.80	0.62
80:A6:1553:G:O6	17:CP:43:ARG:HD3	1.99	0.62
1:A2:66:U:C5	8:AG:173:PRO:HG3	2.35	0.62
8:CG:98:ARG:HD3	8:CG:99:GLY:H	1.64	0.62
52:DO:110[B]:PRO:O	52:DO:113[B]:ASP:N	2.27	0.62
80:A6:542:A:H1'	80:A6:543:C:OP1	2.00	0.62
1:A2:38:C:C2'	1:A2:39:A:H5'	2.29	0.62
23:CV:73:ALA:HB3	23:CV:79:LEU:HD12	1.80	0.62
86:A1:3516:OHX:N3	86:A1:3718:OHX:N1	2.47	0.62

Continued on next page...

Continued from previous page...

Atom-1	Atom-2	Interatomic distance (Å)	Clash overlap (Å)
1:A2:245:U:O4	86:A2:1973:OHX:N5	2.32	0.62
36:A1:718:G:C2	36:A1:721:G:H1'	2.34	0.62
36:A1:1110:U:H2'	36:A1:1111:U:C6	2.35	0.62
25:AX:109:ARG:HB3	25:AX:112:LYS:HB2	1.81	0.62
80:A6:825:U:O4	86:A6:2100:OHX:N3	2.32	0.62
36:A5:2436:U:H3	36:A5:2511:A:H62	1.45	0.62
80:A6:76:A:H3'	86:A6:2075:OHX:N2	2.14	0.62
86:A1:3414:OHX:N5	86:A1:3812:OHX:N3	2.47	0.62
36:A5:2979:U:O4	86:A5:3667:OHX:N1	2.32	0.62
4:AC:129:ILE:O	4:AC:133:LYS:HG2	1.99	0.62
36:A1:1492:G:N7	49:BL:2:ALA:CB	68.23	0.62
53:DP:31:GLU:HG3	53:DP:60:PHE:HA	1.81	0.62
1:A2:213:A:OP2	86:A2:1997:OHX:N2	2.32	0.62
2:AA:110:TYR:HD2	2:AA:110:TYR:H	1.46	0.62
80:A6:922:G:H2'	80:A6:923:A:H8	1.65	0.62
86:A5:3610:OHX:N4	86:A5:3813:OHX:N1	2.47	0.62
50:BM:128:ARG:HG2	50:BM:132:LYS:HG3	1.82	0.62
36:A1:2593:A:H4'	36:A1:2594:C:O5'	2.00	0.62
80:A6:1429:G:H1'	22:CU:74:GLU:HG2	1.81	0.62
3:CB:125:VAL:HG11	3:CB:173:THR:HG22	1.81	0.62
8:AG:114:VAL:HG12	8:AG:115:LYS:HD3	1.81	0.62
59:BV:129:VAL:O	59:BV:133:SER:OG	2.17	0.62
1:A2:1612:U:H2'	1:A2:1613:U:H5'	1.79	0.62
19:AR:17:ILE:HG23	19:AR:58:MET:HE1	1.81	0.62
22:AU:118:VAL:HG22	22:AU:119:ALA:H	1.63	0.62
36:A1:1227:C:H5'	36:A1:1228:C:OP2	1.99	0.62
36:A5:3195:U:O2'	36:A5:3196:U:H5'	1.99	0.62
48:BJ:63:GLU:O	48:BJ:64:LYS:HB2	1.99	0.62
48:BJ:47:GLN:HG2	48:BJ:67:VAL:HG12	1.81	0.62
2:CA:185:ARG:H	23:CV:45:ALA:H	1.47	0.62
15:CN:33:VAL:HG21	15:CN:66:ILE:HD11	1.82	0.62
6:CE:93:ASP:O	6:CE:95:THR:N	2.32	0.62
86:A2:1915:OHX:N4	86:A2:2074:OHX:N5	2.48	0.62
36:A1:1638:A:H5''	36:A1:1639:C:OP2	1.99	0.62
41:BC:98:ARG:HD2	41:BC:99:MET:O	2.00	0.62
47:BI:174:THR:CG2	47:BI:176:LEU:H	2.13	0.62
86:A5:3536:OHX:N5	86:A5:3759:OHX:N1	2.48	0.62
6:AE:11:ARG:O	6:AE:12:LEU:HB2	1.99	0.62
21:AT:86:ARG:NH1	21:AT:90:PRO:O	2.32	0.62
43:DE:40:LEU:HB3	43:DE:84:VAL:HG13	1.82	0.62
86:A1:3497:OHX:N1	86:A1:3680:OHX:N3	2.47	0.62

Continued on next page...

Continued from previous page...

Atom-1	Atom-2	Interatomic distance (Å)	Clash overlap (Å)
1:A2:1657:U:H4'	1:A2:1658:G:O5'	1.99	0.62
40:DB:293:ASN:HB2	40:DB:304:THR:HA	1.80	0.62
6:CE:117:GLU:O	6:CE:119:ALA:N	2.26	0.62
4:CC:234:PRO:O	4:CC:235:LEU:HB2	1.99	0.62
1:A2:823:G:O2'	1:A2:824:G:P	2.57	0.62
25:CX:130:VAL:O	25:CX:131:SER:HB2	2.00	0.62
80:A6:339:C:OP2	10:CI:10:LYS:NZ	2.30	0.62
49:BL:46:ILE:HG23	49:BL:49:ARG:HB2	1.81	0.62
36:A1:3298:C:OP1	53:BP:74:LYS:NZ	2.32	0.62
36:A1:1126:G:OP2	47:BI:14:ASN:ND2	2.31	0.62
86:A1:3496:OHX:N1	86:A1:3805:OHX:N3	2.48	0.62
42:BD:261:THR:N	42:BD:264:GLN:HG3	2.14	0.62
36:A5:29:C:O3'	51:DN:172:ARG:NH1	2.32	0.62
36:A5:2407:C:H2'	36:A5:2408:U:C6	2.35	0.62
86:A5:3402:OHX:N2	86:A5:3404:OHX:N6	2.48	0.62
86:A5:3477:OHX:N5	86:A5:3779:OHX:N6	2.47	0.62
18:CQ:82:ARG:HH12	18:CQ:114:ARG:HG3	1.65	0.62
1:A2:915:A:OP1	86:A2:1974:OHX:N3	2.32	0.62
14:CM:62:LEU:HD12	14:CM:63:VAL:H	1.64	0.62
49:BL:153:ASP:OD1	49:BL:157:ARG:NH2	2.33	0.62
61:DX:57:LEU:HD23	61:DX:61:LYS:HG2	1.82	0.62
9:AH:145:GLY:O	9:AH:147:ASN:ND2	2.31	0.62
39:BA:202:VAL:HG13	39:BA:217:GLN:HB3	1.80	0.62
3:AB:134:VAL:HB	3:AB:219:LYS:HB2	1.80	0.62
80:A6:717:C:O2'	80:A6:718:U:OP1	2.12	0.62
36:A5:817:A:OP2	36:A5:817:A:H4'	1.98	0.62
86:A1:3542:OHX:N2	86:A1:3751:OHX:N5	2.48	0.62
86:A6:1922:OHX:N3	86:A6:2100:OHX:N1	2.48	0.62
47:DI:61:SER:HB2	47:DI:63:GLU:HG2	1.82	0.62
2:CA:74:VAL:HG23	2:CA:118:PRO:HB3	1.81	0.62
36:A5:150:A:C2'	36:A5:151:A:H5'	2.29	0.62
20:AS:30:TYR:O	20:AS:33:THR:OG1	2.15	0.62
1:A2:498:G:O2'	1:A2:499:U:O5'	2.17	0.62
1:A2:1523:G:N7	21:AT:64:HIS:HE1	1.98	0.62
80:A6:1280:C:H2'	80:A6:1281:G:C8	2.35	0.62
86:A5:3402:OHX:N4	86:A5:3404:OHX:N6	2.48	0.62
45:BG:245:LYS:NZ	45:BG:249:ARG:HH21	1.97	0.62
1:A2:1571:C:OP2	86:A2:2048:OHX:N1	2.33	0.62
86:A5:3533:OHX:N1	86:DG:301:OHX:N2	2.47	0.62
62:BY:3:LYS:HG3	62:BY:8:VAL:HG13	1.82	0.62
47:DI:14:ASN:O	47:DI:128:ARG:NH2	2.33	0.62

Continued on next page...

Continued from previous page...

Atom-1	Atom-2	Interatomic distance (Å)	Clash overlap (Å)
19:CR:47:ARG:NH1	19:CR:48:ASN:OD1	2.33	0.62
1:A2:1031:U:H4'	1:A2:1032:G:OP2	1.99	0.62
36:A5:3019:U:O4	86:A5:3499:OHX:N2	2.33	0.62
24:AW:80:ASN:HD22	24:AW:124:LYS:HG2	1.65	0.62
38:A8:95:G:OP2	48:DJ:72:ARG:NH1	152.04	0.62
63:DZ:50:PRO:HD3	63:DZ:68:ILE:HG12	1.81	0.62
86:A5:3610:OHX:N5	86:A5:3814:OHX:N6	2.48	0.62
9:AH:74:GLN:HE22	9:AH:92:PHE:HB2	1.65	0.62
36:A1:547:G:H2'	36:A1:548:G:C8	2.34	0.62
53:DP:59:PRO:HG3	53:DP:76:PHE:CD1	2.35	0.62
86:A5:3542:OHX:N1	86:A5:3662:OHX:N3	2.47	0.62
3:AB:110:LEU:HD12	3:AB:110:LEU:H	1.63	0.62
12:CK:52:LYS:HG3	12:CK:54:TYR:CD1	2.35	0.62
3:AB:171:ILE:HA	3:AB:174:LYS:HE3	1.81	0.62
9:CH:28:GLU:HG2	9:CH:35:LYS:HA	1.82	0.62
10:CI:82:VAL:HG13	10:CI:196:LEU:HD21	1.81	0.62
2:CA:190:ASP:C	2:CA:192:THR:H	2.03	0.62
9:AH:185:ILE:HG22	9:AH:186:PRO:HD3	1.82	0.62
86:A1:3458:OHX:N6	86:A1:3811:OHX:N5	2.48	0.61
41:DC:144:LYS:HG2	41:DC:145:ILE:H	1.65	0.61
36:A5:1301:A:OP2	86:A5:3820:OHX:N4	2.33	0.61
80:A6:496:G:O6	80:A6:497:G:N2	2.33	0.61
37:A7:28:C:H5''	48:DJ:137:ARG:HG2	1.82	0.61
36:A5:734:C:H2'	36:A5:735:A:H5''	1.81	0.61
80:A6:959:U:O2	15:CN:61:THR:HB	2.00	0.61
1:A2:1524:A:H2'	1:A2:1525:A:C8	2.34	0.61
21:AT:61:VAL:O	21:AT:65:ILE:HG13	2.00	0.61
42:BD:279:LYS:HG2	42:BD:282:ARG:HH12	1.66	0.61
80:A6:1255:G:H4'	80:A6:1256:A:OP1	2.00	0.61
36:A5:1566:A:H2'	36:A5:1567:U:H5'	1.80	0.61
36:A1:1753:G:O6	86:A1:3593:OHX:N6	2.33	0.61
86:A1:3599:OHX:N5	86:A1:3776:OHX:N3	2.48	0.61
62:DY:37:LYS:CD	62:DY:37:LYS:H	2.13	0.61
86:A5:3477:OHX:N5	86:A5:3779:OHX:N2	2.48	0.61
59:BV:17:LEU:HD21	59:BV:98:ASN:ND2	2.13	0.61
45:DG:33:ASN:O	45:DG:35:GLY:N	2.33	0.61
86:A1:3549:OHX:N6	86:A1:3735:OHX:N2	2.48	0.61
1:A2:677:G:H2'	1:A2:678:A:C8	2.36	0.61
27:AZ:54:VAL:O	27:AZ:88:ILE:HG21	2.01	0.61
1:A2:1358:G:H2'	1:A2:1359:C:C6	2.35	0.61
27:CZ:43:ASP:O	27:CZ:45:GLU:N	2.32	0.61

Continued on next page...

Continued from previous page...

Atom-1	Atom-2	Interatomic distance (Å)	Clash overlap (Å)
36:A1:3066:U:H2'	36:A1:3067:C:C6	2.35	0.61
36:A1:1381:A:OP1	41:BC:197:ARG:NH1	2.33	0.61
40:BB:77:THR:HG23	40:BB:326:GLY:O	1.99	0.61
36:A1:3118:C:H4'	50:BM:106:ARG:NH2	58.09	0.61
39:DA:209:HIS:HD2	39:DA:211:HIS:H	1.47	0.61
1:A2:400:A:H5''	10:AI:25:ARG:HA	1.82	0.61
36:A5:3227:A:H2'	36:A5:3228:C:H5'	1.82	0.61
9:AH:13:PRO:HB3	9:AH:14:THR:HB	1.82	0.61
24:CW:26:LEU:HD11	24:CW:60:LYS:HB3	1.81	0.61
36:A1:329:U:OP2	86:A1:3589:OHX:N4	2.33	0.61
54:DQ:165:ILE:HD12	54:DQ:167:SER:O	1.99	0.61
61:BX:132:ALA:HA	61:BX:135:ILE:HG22	1.82	0.61
36:A1:3151:U:OP2	40:BB:132:LYS:NZ	2.26	0.61
49:BL:50:PRO:O	49:BL:52:ASP:N	2.33	0.61
24:AW:105:THR:HG23	24:AW:110:ILE:HG12	1.81	0.61
80:A6:765:G:N7	11:CJ:82:ARG:NH1	2.48	0.61
1:A2:145:A:O2'	1:A2:146:U:O5'	2.16	0.61
36:A5:1804:A:H2'	36:A5:1805:C:H6	1.63	0.61
80:A6:1537:C:N3	86:A6:2016:OHX:N5	2.48	0.61
80:A6:1700:N:HO2'	80:A6:1701:N:P	2.20	0.61
39:BA:209:HIS:HD2	39:BA:211:HIS:N	1.98	0.61
26:CY:120:GLY:O	26:CY:122:GLY:N	2.34	0.61
21:CT:28:LEU:HD23	21:CT:111:ILE:HD11	1.83	0.61
40:DB:221:THR:HB	40:DB:273:HIS:O	2.00	0.61
15:AN:16:ILE:HG22	24:AW:57:ARG:NH2	2.15	0.61
1:A2:1214:U:OP1	1:A2:1246:C:H1'	1.99	0.61
39:BA:20:THR:HA	39:BA:23:ARG:HD2	1.82	0.61
40:DB:238:LEU:HB3	40:DB:242:THR:HG21	1.81	0.61
86:A6:1961:OHX:N2	86:A6:2009:OHX:N6	2.49	0.61
86:A5:3642:OHX:N4	86:A5:3664:OHX:N2	2.48	0.61
36:A5:385:A:H2'	36:A5:386:A:C8	2.36	0.61
36:A1:531:G:N7	86:A1:3687:OHX:N5	2.49	0.61
86:A1:3574:OHX:N4	86:A1:3706:OHX:N3	2.49	0.61
86:A5:3542:OHX:N5	86:A5:3662:OHX:N6	2.49	0.61
36:A1:3242:G:H8	40:BB:154:TYR:CE2	2.18	0.61
36:A1:2403:G:H21	36:A1:2404:A:H62	1.47	0.61
86:A1:3452:OHX:N5	86:A1:3750:OHX:N3	2.49	0.61
1:A2:497:G:O2'	1:A2:498:G:O5'	2.17	0.61
80:A6:138:A:N3	80:A6:138:A:H5''	2.16	0.61
36:A5:3318:G:OP2	86:A5:3656:OHX:N5	2.33	0.61
36:A1:1236:G:H22	36:A1:1244:A:H4'	1.66	0.61

Continued on next page...

Continued from previous page...

Atom-1	Atom-2	Interatomic distance (Å)	Clash overlap (Å)
3:CB:179:SER:HB3	3:CB:183:GLN:HB2	1.81	0.61
25:AX:24:TRP:HE3	25:AX:30:LYS:HD3	1.66	0.61
42:DD:152:ARG:HG3	42:DD:152:ARG:HH11	1.66	0.61
86:A6:1915:OHX:N5	86:A6:2002:OHX:N3	2.49	0.61
86:A5:3591:OHX:N5	86:A5:3812:OHX:N6	2.49	0.61
16:AO:32:ASP:O	16:AO:35:GLY:N	2.33	0.61
86:A1:3496:OHX:N3	86:A1:3650:OHX:N5	2.49	0.61
36:A5:15:C:C6	36:A5:15:C:H5'	2.31	0.61
3:AB:105:PHE:N	3:AB:214:LYS:HZ1	1.98	0.61
86:A1:3599:OHX:N5	86:A1:3776:OHX:N1	2.49	0.61
40:BB:296:THR:HG22	40:BB:298:PHE:H	1.64	0.61
24:AW:11:LEU:HD12	24:AW:74:VAL:HB	1.82	0.61
36:A1:191:U:H2'	36:A1:192:C:H6	1.63	0.61
10:AI:122:GLY:O	86:AI:301:OHX:N6	2.34	0.61
41:DC:232:SER:O	41:DC:233:LEU:HB2	2.01	0.61
82:DK:109:UNK:O	82:DK:113:UNK:N	2.34	0.61
80:A6:486:G:O6	80:A6:488:G:N2	2.33	0.61
6:CE:125:LYS:HB2	6:CE:226:PHE:CE2	2.36	0.61
36:A5:3215:A:O5'	50:DM:121:MET:HE1	2.00	0.61
86:A7:203:OHX:N4	86:A7:211:OHX:N6	2.49	0.61
36:A1:3353:G:HO2'	36:A1:3354:U:P	2.23	0.61
7:CF:119:ASP:O	7:CF:123:VAL:HG23	2.00	0.61
86:A1:3599:OHX:N2	86:A1:3776:OHX:N4	2.49	0.61
1:A2:820:U:H2'	1:A2:821:U:H4'	1.82	0.61
1:A2:1428:G:C8	1:A2:1428:G:H5'	2.35	0.61
36:A1:409:A:OP2	86:A1:3602:OHX:N6	2.34	0.61
27:AZ:43:ASP:O	27:AZ:45:GLU:N	2.34	0.61
36:A1:3152:U:O2'	36:A1:3153:U:H5'	2.00	0.61
36:A5:3269:U:H4'	36:A5:3270:U:O5'	2.00	0.61
36:A1:830:A:OP1	86:A1:3556:OHX:N3	2.33	0.61
1:A2:1686:C:N1	1:A2:1687:U:C6	2.69	0.61
40:DB:296:THR:HG22	40:DB:298:PHE:N	2.03	0.61
80:A6:1460:A:OP2	20:CS:145:ARG:NH2	2.34	0.61
86:A1:3578:OHX:N4	86:A1:3591:OHX:N1	2.48	0.61
11:AJ:146:PHE:CE1	11:AJ:149:ARG:HD3	2.36	0.61
37:A7:121:U:H5''	42:DD:265:TYR:HE1	1.64	0.61
39:DA:204:MET:HE3	39:DA:208:ASP:HB3	1.83	0.61
52:DO:85[A]:ARG:HD3	52:DO:90[A]:HIS:CG	2.36	0.61
36:A5:3165:A:H2'	36:A5:3166:C:H6	1.65	0.61
86:A1:3516:OHX:N5	86:A1:3718:OHX:N2	2.49	0.61
36:A5:3195:U:H1'	36:A5:3196:U:OP1	2.01	0.61

Continued on next page...

Continued from previous page...

Atom-1	Atom-2	Interatomic distance (Å)	Clash overlap (Å)
1:A2:1615:C:H4'	1:A2:1616:G:O5'	2.00	0.61
80:A6:373:G:N7	86:A6:2060:OHX:N3	2.49	0.61
14:CM:31:VAL:HG21	14:CM:136:ILE:HD12	1.83	0.61
13:AL:3:THR:OG1	13:AL:82:ARG:NE	2.34	0.61
80:A6:277:U:O2'	80:A6:278:U:OP1	2.15	0.61
21:CT:6:VAL:HG13	21:CT:66:TYR:CZ	2.36	0.61
22:AU:48:HIS:O	22:AU:48:HIS:ND1	2.34	0.61
36:A5:2940:A:N7	40:DB:2:SER:HA	2.16	0.61
86:A1:3458:OHX:N6	86:A1:3811:OHX:N3	2.48	0.61
36:A1:2534:G:H2'	36:A1:2535:A:H8	1.66	0.61
80:A6:1556:A:OP1	17:CP:115:TYR:OH	2.15	0.61
80:A6:188:A:H2'	80:A6:189:C:O4'	2.01	0.61
36:A1:2561:A:HO2'	36:A1:2562:A:H8	1.48	0.61
36:A1:1724:U:H1'	36:A1:1725:C:C6	2.36	0.61
36:A1:2746:A:C6	42:BD:148:ILE:HD12	2.36	0.61
40:DB:151:ILE:O	40:DB:155:ALA:HB3	2.01	0.61
41:DC:330:TYR:O	41:DC:334:PHE:N	2.30	0.61
6:CE:159:THR:HG21	6:CE:227:VAL:O	2.01	0.61
53:DP:125:GLN:HB2	53:DP:141:SER:HB2	1.83	0.61
36:A5:2915:U:C5	40:DB:7:GLU:HG2	2.36	0.61
86:A6:1976:OHX:N2	86:A6:2033:OHX:N5	2.48	0.61
80:A6:1529:C:OP1	7:CF:112:ARG:HD3	2.01	0.61
36:A1:2505:U:H2'	36:A1:2506:U:H6	1.66	0.61
3:AB:70:LEU:HD21	3:AB:79:HIS:CD2	2.36	0.61
36:A5:1094:U:O2'	36:A5:1095:U:H3'	1.99	0.61
86:A5:3492:OHX:N2	86:A5:3737:OHX:N5	2.49	0.61
36:A5:2537:U:O2'	36:A5:2538:U:P	2.59	0.61
36:A5:412:G:OP1	53:DP:62:ARG:NH1	2.34	0.61
80:A6:1166:A:H2'	80:A6:1167:G:O4'	2.01	0.61
22:CU:109:GLU:HG3	22:CU:110:PRO:HD2	1.83	0.61
21:AT:57:ARG:HG3	21:AT:57:ARG:NH1	2.03	0.60
3:AB:181:LEU:H	3:AB:181:LEU:HD13	1.66	0.60
36:A1:2403:G:N2	36:A1:2404:A:H62	1.99	0.60
20:AS:26:ILE:HD12	20:AS:27:LYS:N	2.16	0.60
46:BH:124:ARG:HG2	46:BH:164:ILE:HD12	1.83	0.60
86:A5:3550:OHX:N6	86:A5:3808:OHX:N2	2.49	0.60
36:A5:2988:C:P	52:DO:68[B]:ARG:NH1	2.74	0.60
86:A5:3474:OHX:N3	86:A5:3681:OHX:N1	2.49	0.60
86:A1:3497:OHX:N4	86:A1:3680:OHX:N3	2.48	0.60
27:AZ:60:VAL:HG22	27:AZ:101:TYR:HB2	1.83	0.60
86:A6:1961:OHX:N5	86:A6:2009:OHX:N6	2.49	0.60

Continued on next page...

Continued from previous page...

Atom-1	Atom-2	Interatomic distance (Å)	Clash overlap (Å)
2:CA:147:THR:O	2:CA:161:PRO:HA	2.00	0.60
52:BO:119[B]:VAL:HG23	56:BS:164:SER:HB3	1.83	0.60
36:A5:132:C:H2'	36:A5:133:U:H5''	1.82	0.60
36:A5:240:U:O2'	36:A5:241:G:O5'	2.19	0.60
58:BU:56:VAL:HG22	58:BU:65:VAL:HG22	1.81	0.60
51:BN:102:ALA:O	51:BN:106:VAL:HG13	2.00	0.60
36:A1:2338:C:OP1	40:BB:236:LYS:HE2	2.01	0.60
86:A5:3644:OHX:N5	47:DI:112:GLN:O	2.34	0.60
36:A5:2440:G:HO2'	36:A5:2441:A:P	2.24	0.60
4:CC:161:LYS:HE3	4:CC:164:SER:H	1.65	0.60
36:A1:1246:G:OP1	36:A1:1246:G:H8	1.82	0.60
86:A6:1941:OHX:N6	86:A6:2062:OHX:N4	2.49	0.60
1:A2:992:A:C2	1:A2:1012:U:N3	2.65	0.60
56:BS:12:ARG:HG2	56:BS:59:VAL:CG2	2.30	0.60
22:CU:96:PRO:HG2	22:CU:97:VAL:HG12	1.83	0.60
1:A2:248:U:H4'	13:AL:36:LYS:HD3	1.82	0.60
36:A5:2895:G:H2'	36:A5:2896:A:H5''	1.82	0.60
40:BB:57:VAL:HG23	40:BB:358:TRP:HE3	1.65	0.60
36:A1:1636:U:H5''	63:BZ:73:LYS:HZ2	1.65	0.60
48:DJ:166:LYS:O	48:DJ:168:ASP:N	2.34	0.60
61:BX:92:LYS:HE3	61:BX:110:VAL:O	2.00	0.60
36:A5:2533:G:O6	86:A5:3555:OHX:N1	2.34	0.60
13:CL:26:LYS:HD2	13:CL:27:THR:H	1.65	0.60
80:A6:271:A:H5'	80:A6:272:U:OP2	2.00	0.60
63:BZ:97:SER:HB3	63:BZ:99:GLU:HG3	1.82	0.60
1:A2:703:G:H2'	1:A2:704:C:H5'	1.83	0.60
36:A1:1582:C:O2'	36:A1:1583:A:O5'	2.16	0.60
86:A6:1922:OHX:N5	86:A6:2100:OHX:N2	2.48	0.60
36:A5:1817:G:OP1	86:A5:3709:OHX:N1	2.33	0.60
86:A5:3515:OHX:N6	86:A5:3723:OHX:N3	2.49	0.60
42:DD:64:ILE:HG13	42:DD:109:THR:HG21	1.83	0.60
9:CH:164:TYR:CE1	9:CH:165:LYS:HG3	2.36	0.60
86:A5:3533:OHX:N5	86:DG:301:OHX:N6	2.49	0.60
3:AB:28:GLU:OE2	3:AB:94:LYS:NZ	2.19	0.60
47:BI:193:ASP:OD2	47:BI:194:GLY:N	2.35	0.60
86:A1:3509:OHX:N4	86:A1:3746:OHX:N2	2.49	0.60
63:DZ:33:SER:HB3	63:DZ:36:HIS:HB2	1.83	0.60
80:A6:783:G:OP2	26:CY:14:SER:OG	2.20	0.60
38:A4:55:U:O2	86:A4:206:OHX:N2	2.34	0.60
1:A2:1474:G:H2'	1:A2:1475:A:C8	2.36	0.60
40:DB:41:VAL:HA	40:DB:185:GLY:CA	2.22	0.60

Continued on next page...

Continued from previous page...

Atom-1	Atom-2	Interatomic distance (Å)	Clash overlap (Å)
36:A5:2818:U:H6	36:A5:2818:U:C5'	2.10	0.60
19:AR:20:TYR:CD1	19:AR:38:ILE:HD11	2.36	0.60
36:A1:1216:C:H5'	36:A1:1216:C:H6	1.66	0.60
86:A1:3452:OHX:N5	86:A1:3750:OHX:N1	2.49	0.60
53:BP:129:THR:HG23	53:BP:139:TYR:HB2	1.84	0.60
38:A8:78:G:H2'	38:A8:79:A:O4'	2.02	0.60
36:A1:410:U:O4	86:A1:3602:OHX:N2	2.33	0.60
1:A2:822:U:H2'	1:A2:823:G:H5''	1.83	0.60
45:DG:27:THR:O	45:DG:28:HIS:ND1	2.34	0.60
36:A5:1224:C:OP1	86:A5:3796:OHX:N6	2.34	0.60
36:A5:1500:G:H2'	36:A5:1501:U:O4'	2.02	0.60
38:A8:43:A:OP1	86:A8:212:OHX:N3	2.34	0.60
36:A1:2318:U:O4	86:A1:3586:OHX:N2	2.34	0.60
5:AD:191:ASP:HB3	5:AD:194:LYS:HG3	1.82	0.60
86:A2:1922:OHX:N4	86:A2:1978:OHX:N3	2.50	0.60
86:A5:3436:OHX:N4	51:DN:91:GLU:OE2	2.34	0.60
59:BV:40:LYS:HD3	59:BV:59:MET:HE2	1.82	0.60
36:A5:3122:A:N1	46:DH:70:THR:HG21	2.17	0.60
15:AN:5:HIS:HB3	15:AN:117:LEU:HD13	1.84	0.60
86:A5:3610:OHX:N6	86:A5:3813:OHX:N1	2.49	0.60
86:A5:3580:OHX:N3	86:A5:3660:OHX:N4	2.49	0.60
1:A2:143:G:N7	8:AG:177:ARG:NH2	2.49	0.60
41:BC:138:ARG:HG3	41:BC:244:LEU:O	2.01	0.60
40:DB:188:ILE:CD1	40:DB:188:ILE:H	2.14	0.60
36:A5:368:G:OP1	86:A5:3439:OHX:N4	2.35	0.60
16:CO:80:HIS:ND1	16:CO:113:GLY:O	2.33	0.60
36:A1:1478:C:H2'	36:A1:1479:U:C6	2.36	0.60
5:CD:34:TYR:HE2	5:CD:37:VAL:HG13	1.66	0.60
86:A8:203:OHX:N6	86:A8:211:OHX:N4	2.49	0.60
42:BD:236:LEU:HD12	42:BD:239:ILE:HD12	1.84	0.60
4:CC:90:THR:O	4:CC:92:ALA:N	2.34	0.60
39:DA:105:GLY:HA3	39:DA:160:SER:HB3	1.83	0.60
40:DB:152:LYS:HD3	40:DB:189:SER:HA	1.83	0.60
80:A6:1253:U:OP2	14:CM:46:ARG:NH2	2.34	0.60
86:A6:1933:OHX:N6	86:A6:2071:OHX:N2	2.49	0.60
80:A6:1506:G:O6	86:A6:2086:OHX:N4	2.34	0.60
36:A1:980:A:H2'	36:A1:981:U:N1	2.16	0.60
40:DB:171:LEU:O	86:DB:401:OHX:N3	2.34	0.60
8:CG:67:VAL:HG23	8:CG:68:LEU:O	2.02	0.60
86:A5:3509:OHX:N6	86:A5:3699:OHX:N4	2.49	0.60
63:DZ:83:THR:HG23	63:DZ:85:TYR:N	2.15	0.60

Continued on next page...

Continued from previous page...

Atom-1	Atom-2	Interatomic distance (Å)	Clash overlap (Å)
36:A5:2372:A:H4'	36:A5:2373:A:OP2	2.02	0.60
80:A6:760:A:OP2	86:A6:1940:OHX:N5	2.34	0.60
1:A2:901:G:H22	16:AO:54:GLU:CD	2.04	0.60
86:A5:3607:OHX:N3	86:A5:3801:OHX:N6	2.50	0.60
36:A5:2970:C:O2'	36:A5:2971:A:OP2	2.16	0.60
36:A5:391:A:OP2	86:A5:3815:OHX:N2	2.34	0.60
12:CK:24:LYS:HB2	12:CK:63:TYR:CE1	2.36	0.60
5:AD:27:ARG:HD2	12:AK:60:SER:HB2	1.83	0.60
1:A2:1672:G:H2'	1:A2:1673:G:C8	2.37	0.60
41:BC:211:GLU:OE2	41:BC:213:ASN:ND2	2.34	0.60
80:A6:486:G:H22	80:A6:501:U:H3	1.49	0.60
1:A2:732:G:O2'	1:A2:733:A:O4'	2.19	0.60
80:A6:219:A:H2'	80:A6:831:U:O2	2.02	0.60
36:A1:898:U:H2'	36:A1:899:U:O4'	2.02	0.60
36:A1:1862:U:OP2	86:A1:3805:OHX:N4	2.34	0.60
54:BQ:158:HIS:H	54:BQ:186:VAL:CG1	2.13	0.60
80:A6:187:G:H8	80:A6:187:G:O5'	1.84	0.60
40:DB:147:GLU:OE1	40:DB:150:ARG:NH2	2.34	0.60
3:AB:137:ILE:HD11	3:AB:172:LEU:HB3	1.83	0.60
86:A1:3549:OHX:N4	86:A1:3735:OHX:N1	2.49	0.60
40:BB:81:THR:HB	40:BB:321:PHE:HA	1.84	0.60
36:A5:1560:G:HO2'	36:A5:1561:G:P	2.25	0.60
36:A5:739:G:O6	86:A5:3480:OHX:N6	2.34	0.60
86:A1:3535:OHX:N6	40:BB:23:ALA:O	2.35	0.60
1:A2:1442:U:H2'	1:A2:1443:U:C6	2.37	0.60
1:A2:1417:A:O3'	18:AQ:128:LYS:HE2	2.02	0.60
36:A1:2529:A:OP1	45:BG:248:LYS:NZ	2.34	0.60
36:A5:604:G:N7	86:A5:3692:OHX:N2	2.49	0.60
20:AS:46:VAL:HG22	20:AS:72:ILE:HG22	1.83	0.60
40:BB:80:ASP:OD1	40:BB:319:ASN:ND2	2.33	0.60
45:DG:213:LYS:O	45:DG:217:THR:HG22	2.02	0.60
39:BA:143:GLU:O	39:BA:145:LYS:HG2	2.00	0.60
36:A5:2682:C:O2'	36:A5:2683:U:OP1	2.15	0.60
86:A6:1933:OHX:N3	86:A6:2071:OHX:N4	2.49	0.60
80:A6:1229:G:O6	14:CM:47:GLU:N	2.32	0.60
1:A2:1542:G:H22	1:A2:1568:C:H1'	1.67	0.60
86:A5:3532:OHX:N3	86:A5:3786:OHX:N6	2.50	0.60
47:BI:47:PRO:HB3	47:BI:171:TRP:CZ2	2.37	0.60
86:A6:1967:OHX:N1	86:A6:2085:OHX:N3	2.50	0.60
17:CP:10:ARG:NH2	17:CP:70:ASN:OD1	2.34	0.60
80:A6:1665:U:O4	86:A6:1979:OHX:N6	2.34	0.60

Continued on next page...

Continued from previous page...

Atom-1	Atom-2	Interatomic distance (Å)	Clash overlap (Å)
41:BC:152:VAL:HG22	41:BC:172:VAL:HG21	1.82	0.60
80:A6:1672:G:H2'	80:A6:1673:G:C8	2.37	0.60
42:BD:289:LYS:HD2	47:BI:206:LEU:HD23	1.84	0.60
80:A6:1050:G:O6	86:A6:2093:OHX:N4	2.35	0.60
80:A6:1067:C:H5''	3:CB:150:VAL:HG23	1.83	0.60
36:A5:726:G:H5'	36:A5:726:G:C8	2.31	0.60
36:A5:3364:C:OP1	86:A5:3457:OHX:N1	2.35	0.60
36:A5:171:G:N2	36:A5:248:U:O2	2.35	0.60
2:CA:52:LYS:HD3	23:CV:82:VAL:HA	1.83	0.60
43:BE:18:LEU:N	43:BE:18:LEU:HD22	2.15	0.60
86:A1:3549:OHX:N4	86:A1:3735:OHX:N2	2.50	0.60
20:CS:86:LEU:HG	20:CS:99:HIS:HB2	1.84	0.60
80:A6:1595:U:N3	80:A6:1600:A:H2	1.99	0.60
53:BP:53:ASP:O	86:BP:202:OHX:N3	2.35	0.60
36:A5:955:U:H2'	36:A5:956:U:C6	2.37	0.60
46:BH:86:TYR:CD1	46:BH:151:VAL:HG13	2.37	0.60
14:CM:108:ARG:O	14:CM:110:GLY:N	2.35	0.60
39:DA:206:PRO:HD3	39:DA:213:GLY:HA2	1.84	0.60
80:A6:827:C:H2'	80:A6:828:U:H6	1.64	0.60
80:A6:1255:G:O2'	80:A6:1256:A:O5'	2.19	0.60
36:A1:2307:G:O2'	36:A1:2310:U:OP2	2.15	0.60
80:A6:675:U:H2'	80:A6:676:G:C8	2.37	0.60
80:A6:1097:U:O3'	4:CC:159:THR:HG21	2.02	0.60
86:A7:203:OHX:N3	86:A7:211:OHX:N5	2.49	0.60
80:A6:513:U:H2'	80:A6:514:G:C8	2.37	0.60
80:A6:1570:A:OP1	86:A6:2016:OHX:N4	2.35	0.60
42:DD:226:TYR:CE1	42:DD:236:LEU:HD11	2.36	0.60
1:A2:543:C:H5'	1:A2:543:C:O2	2.02	0.60
17:CP:68:PRO:O	86:CP:201:OHX:N5	2.35	0.60
42:DD:184:ASP:HB3	42:DD:187:THR:HB	1.84	0.60
36:A5:2537:U:H2'	36:A5:2538:U:O4'	2.01	0.60
44:BF:108:LEU:HD21	44:BF:115:THR:HG23	1.83	0.60
36:A5:1222:G:O6	86:A5:3643:OHX:N1	2.35	0.60
82:DK:134:UNK:O	82:DK:137:UNK:N	2.35	0.60
1:A2:693:U:H5'	1:A2:694:U:H5'	1.83	0.60
48:BJ:107:ASP:N	48:BJ:107:ASP:OD1	2.35	0.60
38:A8:107:G:OP2	86:A8:215:OHX:N1	2.35	0.60
49:BL:75:PHE:H	49:BL:97:VAL:HA	1.66	0.60
36:A1:428:A:H2'	36:A1:429:U:C6	2.37	0.60
36:A1:1033:U:H2'	36:A1:1034:U:C6	2.37	0.59
1:A2:839:U:C4	86:A2:2074:OHX:N4	2.69	0.59

Continued on next page...

Continued from previous page...

Atom-1	Atom-2	Interatomic distance (Å)	Clash overlap (Å)
8:AG:135:PRO:HB2	8:AG:141:ILE:HG12	1.84	0.59
1:A2:501:U:HO2'	1:A2:502:U:H6	1.49	0.59
8:AG:219:ARG:O	8:AG:223:LYS:HB2	2.01	0.59
86:A5:3489:OHX:N1	86:DA:302:OHX:N3	2.49	0.59
86:A5:3516:OHX:N4	86:A5:3603:OHX:N2	2.49	0.59
15:CN:151:ASN:O	86:CN:201:OHX:N6	2.35	0.59
86:A5:3607:OHX:N5	86:A5:3801:OHX:N2	2.50	0.59
22:CU:104:THR:OG1	22:CU:105:GLN:N	2.35	0.59
49:DL:93:ILE:HG22	49:DL:94:GLY:N	2.17	0.59
7:CF:41:LYS:HZ2	18:CQ:112:TYR:HE2	1.48	0.59
5:CD:44:THR:O	5:CD:45:LYS:HB2	2.01	0.59
50:DM:113:THR:HG22	50:DM:115:PHE:H	1.66	0.59
80:A6:221:A:C2'	80:A6:222:A:H5'	2.32	0.59
44:BF:144:ILE:O	44:BF:148:VAL:HG23	2.02	0.59
36:A1:208:C:C2'	36:A1:209:A:H5'	2.32	0.59
62:DY:82:VAL:O	62:DY:84:LYS:N	2.35	0.59
36:A5:920:A:OP1	36:A5:922:U:H5	1.84	0.59
36:A1:1481:A:O4'	36:A1:1481:A:OP1	2.20	0.59
36:A1:3048:A:H5'	40:BB:53:MET:HE3	1.85	0.59
36:A1:2533:G:O6	86:A1:3751:OHX:N4	2.35	0.59
47:DI:76:MET:CE	47:DI:148:VAL:HA	2.30	0.59
80:A6:542:A:C8	80:A6:543:C:H2'	2.38	0.59
36:A5:1081:U:HO2'	36:A5:1082:U:C5'	2.15	0.59
36:A1:621:A:O2'	86:A1:3726:OHX:N5	2.35	0.59
40:BB:345:ASN:OD1	40:BB:347:SER:HB2	2.02	0.59
27:AZ:88:ILE:HA	27:AZ:104:ALA:HB2	1.85	0.59
36:A1:1176:C:H2'	36:A1:1177:G:N2	2.17	0.59
21:AT:111:ILE:HG23	21:AT:113:ILE:HG13	1.84	0.59
36:A5:1879:A:H4'	36:A5:1880:U:OP2	2.02	0.59
36:A1:1565:G:H1'	36:A1:1575:A:C2	2.37	0.59
86:A5:3591:OHX:N1	86:A5:3812:OHX:N4	2.51	0.59
37:A7:2:G:H5'	42:DD:270:LYS:HG2	1.84	0.59
80:A6:1701:N:H3'	80:A6:1702:N:H5''	1.85	0.59
1:A2:498:G:O2'	1:A2:499:U:P	2.60	0.59
80:A6:542:A:C8	80:A6:543:C:H5'	2.38	0.59
86:A5:3474:OHX:N5	86:A5:3681:OHX:N1	2.49	0.59
27:AZ:42:LEU:HD12	27:AZ:43:ASP:N	2.17	0.59
86:A6:1951:OHX:N5	86:A6:2090:OHX:N6	2.50	0.59
1:A2:470:A:H8	1:A2:470:A:H5''	1.67	0.59
36:A1:191:U:H2'	36:A1:192:C:C6	2.37	0.59
23:CV:60:ARG:HA	23:CV:65:SER:HB2	1.84	0.59

Continued on next page...

Continued from previous page...

Atom-1	Atom-2	Interatomic distance (Å)	Clash overlap (Å)
1:A2:1381:U:H1'	1:A2:1516:A:N6	2.17	0.59
10:AI:39:GLY:N	10:AI:60:ILE:O	2.30	0.59
86:A5:3569:OHX:N3	86:A5:3738:OHX:N6	2.51	0.59
7:CF:68:ILE:HD13	7:CF:69:PHE:H	1.66	0.59
40:BB:214:MET:SD	40:BB:281:LYS:HG3	2.42	0.59
9:CH:117:THR:HG22	9:CH:120:ALA:CB	2.32	0.59
36:A5:22:G:H1'	38:A8:104:A:N3	2.16	0.59
6:AE:200:ARG:NH2	6:AE:202:ASP:OD1	2.36	0.59
36:A5:3078:U:H4'	36:A5:3079:U:O5'	2.03	0.59
80:A6:1714:A:H2'	80:A6:1715:G:O4'	2.02	0.59
47:DI:177:ASP:N	47:DI:177:ASP:OD2	2.35	0.59
36:A5:2511:A:C2'	36:A5:2512:C:H5''	2.32	0.59
18:AQ:49:TYR:HB3	18:AQ:53:LEU:HD11	1.82	0.59
80:A6:381:C:OP1	6:CE:10:LYS:HD3	2.02	0.59
1:A2:1370:U:H4'	1:A2:1371:A:C5'	2.31	0.59
10:CI:62:THR:HA	10:CI:76:THR:O	2.02	0.59
36:A1:917:A:OP2	86:A1:3703:OHX:N2	2.35	0.59
42:DD:41:LYS:HB2	57:DT:68:THR:O	2.01	0.59
9:CH:98:ILE:HD13	9:CH:118:LEU:HA	1.84	0.59
80:A6:189:C:H2'	80:A6:190:C:H5'	1.83	0.59
14:AM:56:GLU:HB3	14:AM:124:LYS:HG2	1.84	0.59
80:A6:138:A:H62	80:A6:266:A:H61	1.49	0.59
17:CP:85:ILE:HG22	17:CP:112:LEU:HD23	1.85	0.59
36:A5:2103:U:H2'	36:A5:2104:A:H8	1.66	0.59
24:AW:104:LEU:HB2	24:AW:124:LYS:O	2.01	0.59
3:CB:35:PRO:HB3	3:CB:231:LEU:HD21	1.84	0.59
26:AY:104:SER:HB3	26:AY:107:GLN:HB2	1.85	0.59
36:A1:1621:A:H2'	36:A1:1622:U:C6	2.38	0.59
36:A5:96:G:OP1	49:DL:15:ARG:NH2	2.35	0.59
36:A1:2688:U:OP1	42:BD:12:TYR:OH	2.20	0.59
80:A6:213:A:OP2	86:A6:2005:OHX:N1	2.35	0.59
36:A1:385:A:H2'	36:A1:386:A:C8	2.37	0.59
6:CE:251:GLU:O	6:CE:255:ARG:HG2	2.01	0.59
45:DG:132:VAL:HG21	45:DG:190:VAL:HG22	1.83	0.59
26:CY:49:LYS:HD3	26:CY:49:LYS:N	2.17	0.59
18:AQ:47:LYS:HZ1	18:AQ:114:ARG:HH21	1.50	0.59
46:BH:75:VAL:HA	46:BH:78:MET:HE2	1.85	0.59
86:A5:3492:OHX:N6	86:A5:3737:OHX:N3	2.51	0.59
86:A1:3549:OHX:N6	86:A1:3735:OHX:N5	2.51	0.59
10:AI:39:GLY:O	10:AI:59:ARG:HB3	2.02	0.59
42:DD:261:THR:OG1	42:DD:264:GLN:HG3	2.02	0.59

Continued on next page...

Continued from previous page...

Atom-1	Atom-2	Interatomic distance (Å)	Clash overlap (Å)
3:AB:147:ALA:O	3:AB:148:ASN:ND2	2.28	0.59
40:DB:323:MET:HE2	40:DB:356:LEU:HD11	1.83	0.59
5:AD:177:MET:SD	5:AD:182:LEU:HD11	2.43	0.59
42:DD:85:ARG:HD3	42:DD:86:TYR:CE2	2.38	0.59
36:A5:566:G:N7	86:A5:3646:OHX:N5	2.50	0.59
39:BA:117:GLU:HB3	39:BA:119:LYS:O	2.02	0.59
36:A1:603:A:H2'	36:A1:604:G:O4'	2.03	0.59
36:A5:1329:U:H4'	36:A5:1330:A:OP1	2.02	0.59
36:A5:1764:U:H3'	36:A5:1765:U:H5''	1.84	0.59
36:A5:3049:A:H5'	36:A5:3049:A:C8	2.34	0.59
36:A5:1567:U:H1'	36:A5:1570:U:H5	1.66	0.59
1:A2:538:A:H8	1:A2:543:C:C4	2.19	0.59
1:A2:514:G:N1	1:A2:543:C:H5	2.00	0.59
1:A2:1711:C:O2'	1:A2:1712:A:OP1	2.14	0.59
86:A5:3526:OHX:N4	86:A5:3739:OHX:N1	2.51	0.59
86:A5:3607:OHX:N3	86:A5:3801:OHX:N4	2.51	0.59
41:BC:204:GLY:O	41:BC:246:ARG:NH1	2.35	0.59
20:CS:7:GLU:HB3	20:CS:10:SER:OG	2.03	0.59
47:DI:168:SER:HB2	57:DT:160:ILE:O	2.03	0.59
36:A1:650:C:H2'	36:A1:651:G:C8	2.37	0.59
63:DZ:54:THR:H	63:DZ:57:HIS:CD2	2.20	0.59
62:DY:120:GLN:NE2	62:DY:126:LEU:HA	2.18	0.59
80:A6:555:A:C8	80:A6:555:A:H3'	2.38	0.59
1:A2:229:U:H3	1:A2:236:A:H61	1.51	0.59
5:AD:127:MET:HE1	5:AD:133:GLY:HA2	1.84	0.59
46:BH:91:ARG:NH2	46:BH:91:ARG:HG3	1.98	0.59
86:A6:1976:OHX:N2	86:A6:2033:OHX:N1	2.50	0.59
18:CQ:50:GLU:OE2	18:CQ:82:ARG:NH2	2.35	0.59
45:DG:108:ARG:O	45:DG:112:GLU:N	2.31	0.59
40:BB:305:ILE:HG12	40:BB:321:PHE:CZ	2.36	0.59
22:CU:97:VAL:HG13	22:CU:98:GLN:H	1.67	0.59
49:BL:157:ARG:HG2	49:BL:158:ALA:N	2.18	0.59
36:A1:3295:A:OP2	40:BB:126:LYS:N	2.33	0.59
14:CM:40:GLY:O	14:CM:124:LYS:N	2.32	0.59
36:A5:3008:A:OP1	52:DO:72[A]:HIS:HD2	1.86	0.59
14:AM:28:LEU:HD13	14:AM:32:LEU:HD11	1.84	0.59
36:A5:1790:G:O6	86:A5:3731:OHX:N4	2.35	0.59
57:DT:17:ARG:NH1	57:DT:17:ARG:HG2	2.17	0.59
1:A2:987:G:C2	39:BA:249:SER:HB2	2.38	0.59
86:A5:3577:OHX:N2	86:A5:3729:OHX:N1	2.51	0.59
36:A1:1017:C:O2'	36:A1:1018:G:P	2.61	0.59

Continued on next page...

Continued from previous page...

Atom-1	Atom-2	Interatomic distance (Å)	Clash overlap (Å)
80:A6:151:G:H1	80:A6:163:G:H1	1.51	0.59
1:A2:143:G:H2'	1:A2:144:U:H5''	1.85	0.59
14:CM:42:ALA:HB1	14:CM:47:GLU:HB3	1.84	0.59
36:A1:3280:U:O2'	36:A1:3281:U:OP2	2.18	0.59
7:AF:145:ASP:OD2	7:AF:146:THR:N	2.36	0.59
86:A5:3550:OHX:N6	86:A5:3808:OHX:N5	2.51	0.59
21:AT:16:ASN:OD1	21:AT:56:LYS:NZ	2.35	0.59
36:A1:1213:G:OP1	56:BS:137:ARG:HD3	2.01	0.59
1:A2:1657:U:H1'	1:A2:1658:G:OP2	2.02	0.59
9:AH:51:VAL:HG23	9:AH:53:GLY:H	1.67	0.59
80:A6:762:A:OP1	11:CJ:79:ARG:NH1	2.31	0.59
16:CO:129:LYS:HG2	16:CO:130:GLY:N	2.18	0.59
42:DD:258:LYS:HG2	42:DD:258:LYS:O	2.02	0.59
36:A1:339:C:H5'	36:A1:339:C:H6	1.66	0.59
8:AG:3:LEU:HD13	8:AG:111:LEU:HD11	1.85	0.59
1:A2:399:A:H4'	6:AE:3:ARG:HG2	1.85	0.59
86:A1:3483:OHX:N5	86:A1:3806:OHX:N2	2.51	0.59
51:BN:34:ASN:O	51:BN:37:HIS:HD2	1.86	0.59
36:A5:1581:C:OP2	36:A5:1581:C:H4'	2.03	0.59
36:A5:2439:A:N6	36:A5:2508:U:H3	2.01	0.59
36:A1:2898:G:OP2	36:A1:2899:C:H5'	2.03	0.59
86:A5:3474:OHX:N5	86:A5:3681:OHX:N2	2.50	0.59
86:A5:3492:OHX:N4	86:A5:3737:OHX:N5	2.51	0.59
3:AB:141:ALA:HB1	3:AB:207:LEU:HD23	1.84	0.59
80:A6:1595:U:N3	80:A6:1600:A:C2	2.71	0.59
1:A2:580:A:OP1	86:A2:2027:OHX:N4	2.36	0.59
63:BZ:9:LYS:HD2	63:BZ:83:THR:O	2.02	0.59
86:A5:3607:OHX:N1	86:A5:3801:OHX:N4	2.50	0.59
36:A5:2546:C:H2'	36:A5:2547:A:H8	1.68	0.59
86:A5:3569:OHX:N5	86:A5:3738:OHX:N2	2.50	0.59
80:A6:476:U:OP1	80:A6:477:A:O2'	2.20	0.59
36:A5:1113:G:OP2	86:A5:3650:OHX:N2	2.36	0.59
5:CD:67:ASN:HA	5:CD:70:THR:OG1	2.03	0.59
36:A5:692:A:OP1	51:DN:201:ARG:NH2	2.32	0.59
63:DZ:46:ILE:HG12	63:DZ:49:TYR:CE1	2.37	0.59
62:BY:91:ASN:O	62:BY:93:ALA:N	2.35	0.59
10:CI:8:ARG:NH2	10:CI:28:GLU:OE1	2.36	0.59
3:CB:190:PRO:HG2	3:CB:192:VAL:HG23	1.85	0.59
36:A1:1765:U:H5''	55:BR:43:LYS:HE2	1.84	0.59
19:CR:77:GLU:HG2	19:CR:80:ARG:HH21	1.68	0.59
4:AC:245:ASP:N	4:AC:245:ASP:OD1	2.34	0.59

Continued on next page...

Continued from previous page...

Atom-1	Atom-2	Interatomic distance (Å)	Clash overlap (Å)
1:A2:407:A:H2'	1:A2:408:C:C6	2.38	0.59
36:A5:3074:G:OP1	86:A5:3633:OHX:N4	2.35	0.59
1:A2:702:G:C6	1:A2:737:A:N6	2.71	0.59
36:A5:531:G:N7	86:A5:3732:OHX:N3	2.50	0.59
11:CJ:146:PHE:O	11:CJ:147:MET:HB2	2.02	0.59
36:A5:2248:C:OP1	86:A5:3775:OHX:N2	2.36	0.59
5:CD:7:LYS:HE3	22:CU:27:THR:HG21	1.85	0.59
36:A5:30:G:P	51:DN:172:ARG:HH11	2.26	0.59
86:A5:3550:OHX:N4	86:A5:3808:OHX:N1	2.51	0.59
36:A5:2236:G:OP1	86:A5:3790:OHX:N3	2.35	0.59
22:CU:100:VAL:O	22:CU:104:THR:HG23	2.03	0.59
1:A2:1071:U:H2'	1:A2:1072:C:C6	2.38	0.59
9:CH:109:VAL:O	9:CH:110:GLN:HB2	2.01	0.59
36:A1:929:A:H2'	36:A1:930:U:C6	2.38	0.59
57:DT:12:ARG:HD3	57:DT:13:TYR:CZ	2.38	0.59
1:A2:569:C:H41	25:AX:69:ARG:HH12	1.49	0.59
1:A2:7:G:N7	4:AC:205:ARG:NH1	2.51	0.59
39:DA:52:SER:HB3	39:DA:191:LEU:HD12	1.85	0.59
36:A5:3341:U:H5''	36:A5:3342:A:OP2	2.01	0.59
17:AP:52:LYS:HG3	17:AP:53:PRO:HD3	1.85	0.59
80:A6:1637:C:OP2	86:A6:1971:OHX:N4	2.36	0.58
86:A1:3483:OHX:N3	86:A1:3806:OHX:N6	2.51	0.58
48:BJ:15:GLU:HB3	48:BJ:130:VAL:HG22	1.85	0.58
36:A5:3280:U:O2'	36:A5:3281:U:H5''	2.03	0.58
41:DC:300:ARG:CG	41:DC:300:ARG:HH11	2.15	0.58
40:BB:150:ARG:HH11	40:BB:150:ARG:CG	2.16	0.58
80:A6:491:C:N4	80:A6:497:G:H21	2.01	0.58
86:A6:2015:OHX:N2	25:CX:64:PRO:O	2.36	0.58
1:A2:1738:U:H2'	1:A2:1739:C:C6	2.37	0.58
36:A5:1481:A:O2'	36:A5:1858:A:C2	2.56	0.58
56:BS:91:TYR:O	56:BS:137:ARG:NH1	2.36	0.58
36:A1:626:U:O4	86:A1:3544:OHX:N5	2.36	0.58
18:AQ:55:VAL:HG21	18:AQ:105:LEU:HG	1.85	0.58
20:AS:54:LEU:HD22	20:AS:54:LEU:H	1.66	0.58
36:A5:1605:A:O2'	36:A5:1607:U:OP2	2.12	0.58
2:AA:121:VAL:HG23	2:AA:141:ILE:HG21	1.84	0.58
17:AP:28:MET:O	17:AP:29:SER:HB3	2.02	0.58
80:A6:820:U:O2'	80:A6:821:U:H5''	2.03	0.58
12:CK:70:GLU:O	12:CK:73:VAL:HG22	2.02	0.58
86:A1:3432:OHX:N5	86:A1:3798:OHX:N6	2.51	0.58
44:BF:60:ARG:HH11	53:BP:169:THR:HG23	71.53	0.58

Continued on next page...

Continued from previous page...

Atom-1	Atom-2	Interatomic distance (Å)	Clash overlap (Å)
80:A6:1230:A:H2'	80:A6:1258:U:H5	1.67	0.58
1:A2:67:A:O3'	1:A2:68:A:H3'	2.04	0.58
1:A2:497:G:H2'	1:A2:498:G:C8	2.36	0.58
86:A5:3489:OHX:N1	86:DA:302:OHX:N5	2.50	0.58
36:A5:2897:A:H2'	36:A5:2899:C:C5'	2.32	0.58
86:A5:3569:OHX:N5	86:A5:3738:OHX:N6	2.51	0.58
3:AB:193:ILE:O	3:AB:197:ILE:HG12	2.03	0.58
18:CQ:18:ALA:HB2	18:CQ:69:VAL:HG13	1.85	0.58
80:A6:1511:U:H2'	80:A6:1512:G:C8	2.37	0.58
58:BU:37:LEU:O	58:BU:41:ILE:HG13	2.03	0.58
36:A1:1119:C:OP2	86:A1:3498:OHX:N1	2.36	0.58
2:CA:102:PHE:O	2:CA:103:THR:HB	2.03	0.58
36:A5:547:G:H2'	36:A5:548:G:O4'	2.03	0.58
6:AE:49:ARG:HB2	6:AE:55:ALA:HB3	1.85	0.58
41:DC:259:ASP:N	41:DC:259:ASP:OD1	2.35	0.58
2:AA:169:SER:O	2:AA:173:ILE:HG12	2.03	0.58
36:A1:2523:A:OP1	61:BX:31:THR:OG1	2.19	0.58
36:A1:149:U:OP2	51:BN:49:ARG:NH2	2.35	0.58
36:A1:2736:A:O2'	57:BT:68:THR:HG21	2.02	0.58
36:A5:776:U:C5	36:A5:2719:U:O2	2.52	0.58
80:A6:80:A:OP2	86:A6:2075:OHX:N5	2.36	0.58
36:A5:2579:G:O6	86:A5:3546:OHX:N1	2.36	0.58
36:A1:1278:A:HO2'	36:A1:1279:C:H6	1.49	0.58
36:A5:3228:C:H4'	36:A5:3229:G:O5'	2.03	0.58
86:A5:3461:OHX:N4	86:A5:3772:OHX:N2	2.51	0.58
22:CU:50:LEU:HD22	22:CU:95:ALA:HB2	1.86	0.58
1:A2:975:C:H5''	15:AN:109:LYS:HE2	1.85	0.58
36:A5:1942:U:OP2	55:DR:74:ARG:NH1	2.30	0.58
1:A2:380:U:H5	11:AJ:5:PRO:HA	1.68	0.58
55:BR:99:LEU:O	55:BR:103:ARG:HB2	2.04	0.58
36:A5:626:U:O4	86:A5:3497:OHX:N4	2.36	0.58
20:CS:30:TYR:CE2	20:CS:40:ARG:HD2	2.38	0.58
48:BJ:82:ARG:HG3	48:BJ:112:LEU:HB2	1.85	0.58
36:A1:1320:C:O2	56:BS:115:ARG:NH2	2.37	0.58
40:DB:367:LYS:HZ1	60:DW:34:SER:H	1.51	0.58
36:A1:508:U:H2'	36:A1:509:U:C6	2.39	0.58
10:AI:5:ARG:HD3	10:AI:29:LEU:O	2.02	0.58
36:A1:230:U:H2'	36:A1:231:G:O4'	2.04	0.58
43:DE:176:PHE:H	50:DM:117:ARG:HH22	1.51	0.58
15:CN:26:PHE:CE2	15:CN:28:LEU:HB2	2.39	0.58
1:A2:702:G:O2'	1:A2:703:G:O4'	2.21	0.58

Continued on next page...

Continued from previous page...

Atom-1	Atom-2	Interatomic distance (Å)	Clash overlap (Å)
3:AB:97:LEU:CD1	3:AB:98:THR:H	2.11	0.58
16:AO:107:ARG:HG3	16:AO:107:ARG:NH2	2.15	0.58
1:A2:68:A:OP1	8:AG:160:ARG:NH1	2.36	0.58
8:AG:8:PRO:HG3	8:AG:112:VAL:HG13	1.84	0.58
86:A1:3496:OHX:N2	86:A1:3805:OHX:N5	2.51	0.58
80:A6:1542:G:H22	80:A6:1568:C:H1'	1.68	0.58
36:A1:621:A:O2'	86:A1:3726:OHX:N3	2.37	0.58
86:A6:1941:OHX:N3	86:A6:2062:OHX:N4	2.52	0.58
80:A6:416:A:H4'	80:A6:417:A:OP2	2.03	0.58
5:CD:90:ARG:HD3	5:CD:91:VAL:HG12	1.84	0.58
27:CZ:49:ARG:NH2	27:CZ:53:GLU:OE2	2.34	0.58
2:CA:179:ARG:HD3	2:CA:183:ARG:CZ	2.34	0.58
27:AZ:92:ILE:HG12	27:AZ:100:ILE:HG22	1.84	0.58
61:DX:103:TYR:O	61:DX:105:VAL:HG23	2.03	0.58
16:AO:38:THR:OG1	16:AO:39:ILE:N	2.36	0.58
2:CA:139:VAL:HG22	4:CC:62:PRO:HG3	1.84	0.58
36:A1:2726:C:OP1	86:A1:3681:OHX:N3	2.36	0.58
86:A5:3464:OHX:N5	86:A5:3732:OHX:N2	2.52	0.58
36:A1:1818:U:C3'	36:A1:1819:U:H5''	2.30	0.58
36:A1:1566:A:H2'	36:A1:1567:U:H5''	1.84	0.58
36:A1:2108:C:H1'	36:A1:3344:A:H8	1.68	0.58
80:A6:754:A:N6	80:A6:793:A:N7	2.36	0.58
58:DU:19:VAL:HG12	58:DU:105:LEU:HD22	1.85	0.58
36:A1:2947:G:C2	40:BB:250:ALA:HB1	2.39	0.58
6:AE:37:LYS:HB2	6:AE:40:GLU:HG2	1.84	0.58
10:AI:37:LYS:H	10:AI:59:ARG:H	1.51	0.58
41:DC:138:ARG:NH2	41:DC:240:PRO:HB2	2.18	0.58
5:CD:75:LYS:HB3	12:CK:22:VAL:HG22	1.85	0.58
1:A2:45:U:O2'	1:A2:46:A:H2'	2.03	0.58
53:DP:67:ILE:HD12	53:DP:82:ARG:CZ	2.34	0.58
1:A2:833:U:OP2	86:A2:2026:OHX:N4	2.36	0.58
53:DP:30:ARG:HA	53:DP:119:VAL:CG1	2.33	0.58
1:A2:1488:G:H3'	1:A2:1515:A:H61	1.68	0.58
36:A1:1819:U:O4	86:A1:3587:OHX:N6	2.36	0.58
36:A1:2443:A:N6	36:A1:2504:U:C4	2.71	0.58
2:AA:150:ASP:OD1	2:AA:165:ARG:NH2	2.36	0.58
1:A2:765:G:H1	11:AJ:149:ARG:HB3	1.67	0.58
36:A5:2440:G:O2'	36:A5:2441:A:OP1	2.18	0.58
36:A1:2403:G:OP2	86:A1:3738:OHX:N1	2.37	0.58
52:DO:36[B]:VAL:HB	52:DO:108[B]:ILE:HB	1.85	0.58
80:A6:469:C:C2'	80:A6:470:A:H5''	2.33	0.58

Continued on next page...

Continued from previous page...

Atom-1	Atom-2	Interatomic distance (Å)	Clash overlap (Å)
47:DI:72:ALA:O	47:DI:76:MET:HG2	2.02	0.58
86:A1:3521:OHX:N2	86:A1:3801:OHX:N6	2.51	0.58
80:A6:1620:C:H2'	80:A6:1621:U:C6	2.37	0.58
9:CH:173:TYR:CD1	9:CH:181:ILE:HD11	2.37	0.58
36:A5:3358:U:H2'	36:A5:3359:A:C8	2.39	0.58
86:A1:3509:OHX:N4	86:A1:3746:OHX:N6	2.51	0.58
36:A1:722:G:OP1	86:A1:3779:OHX:N6	2.37	0.58
2:AA:198:MET:SD	19:AR:85:VAL:HG11	2.44	0.58
15:CN:20:ARG:HG3	15:CN:20:ARG:HH11	1.68	0.58
8:AG:142:ARG:HA	8:AG:147:LEU:HD12	1.85	0.58
15:AN:67:THR:O	15:AN:69:ASN:N	2.36	0.58
1:A2:1480:G:H4'	21:AT:11:ALA:HB1	1.84	0.58
86:A1:3471:OHX:N6	86:A1:3785:OHX:N3	2.50	0.58
41:DC:283:THR:HG21	41:DC:288:ARG:HH22	1.69	0.58
47:DI:86:HIS:HB3	47:DI:139:ARG:CG	2.34	0.58
80:A6:1230:A:H2	80:A6:1255:G:H21	1.49	0.58
80:A6:894:U:H2'	80:A6:895:G:C8	2.38	0.58
36:A1:1834:U:OP1	49:BL:5:LYS:HE2	82.08	0.58
21:AT:117:SER:OG	21:AT:118:PRO:O	2.20	0.58
36:A5:1863:G:O6	86:A5:3509:OHX:N5	2.37	0.58
86:A5:3550:OHX:N3	86:A5:3808:OHX:N1	2.51	0.58
86:A6:1941:OHX:N5	86:A6:2062:OHX:N1	2.51	0.58
36:A1:3156:U:O2'	36:A1:3157:U:O5'	2.19	0.58
3:CB:71:ALA:HB3	16:CO:114:ARG:NH1	2.19	0.58
49:DL:153:ASP:OD1	49:DL:157:ARG:NH2	2.36	0.58
26:CY:20:ARG:HE	26:CY:22:GLN:HE21	1.52	0.58
1:A2:1525:A:OP1	21:AT:93:HIS:ND1	2.36	0.58
80:A6:1665:U:C5'	80:A6:1665:U:H6	2.17	0.58
21:CT:86:ARG:NH1	21:CT:90:PRO:O	2.36	0.58
38:A8:156:U:O2'	38:A8:157:U:OP1	2.17	0.58
36:A5:200:C:OP1	62:DY:60:ARG:NH1	2.36	0.58
80:A6:782:U:OP2	86:A6:2056:OHX:N3	2.37	0.58
41:BC:269:SER:O	41:BC:271:LYS:N	2.37	0.58
1:A2:1385:G:N7	86:A2:2016:OHX:N3	2.51	0.58
23:AV:17:CYS:HB2	23:AV:56:SER:HB3	1.84	0.58
8:AG:186:ARG:O	8:AG:190:GLN:HG2	2.04	0.58
36:A1:127:G:H3'	86:A1:3798:OHX:N2	2.19	0.58
86:A5:3591:OHX:N2	86:A5:3812:OHX:N4	2.51	0.58
10:AI:10:LYS:HG2	13:AL:133:LYS:HE3	1.85	0.58
10:AI:8:ARG:O	10:AI:8:ARG:HG3	2.04	0.58
86:A1:3496:OHX:N4	86:A1:3650:OHX:N6	2.51	0.58

Continued on next page...

Continued from previous page...

Atom-1	Atom-2	Interatomic distance (Å)	Clash overlap (Å)
4:CC:163:GLY:O	4:CC:164:SER:HB3	2.03	0.58
26:CY:29:HIS:HB3	26:CY:32:ARG:HB2	1.86	0.58
1:A2:542:A:H2'	1:A2:543:C:H3'	1.85	0.58
36:A5:1308:A:OP2	36:A5:1308:A:H8	1.85	0.58
1:A2:1160:A:H2'	1:A2:1161:C:H6	1.69	0.58
52:DO:65[A]:ASN:OD1	52:DO:67[A]:THR:HB	2.04	0.58
11:CJ:171:ARG:HE	11:CJ:174:ARG:HB2	1.67	0.58
6:CE:100:ARG:HG2	6:CE:102:VAL:HG12	1.86	0.58
1:A2:1498:G:H2'	1:A2:1499:G:H5'	1.85	0.58
86:A5:3533:OHX:N3	86:DG:301:OHX:N4	2.51	0.58
2:AA:27:ARG:HG3	2:AA:44:GLY:O	2.04	0.58
86:A2:1922:OHX:N4	86:A2:1978:OHX:N6	2.52	0.58
36:A1:1532:C:H2'	36:A1:1533:U:C6	2.39	0.58
1:A2:373:G:N7	86:A2:2060:OHX:N6	2.51	0.58
16:AO:19:ILE:HB	16:AO:83:ILE:HD12	1.84	0.58
47:BI:191:LYS:HB3	47:BI:213:PHE:CE2	2.38	0.58
1:A2:1483:A:H2'	1:A2:1484:G:C8	2.39	0.58
36:A5:3043:C:OP2	59:DV:48:ARG:NH2	2.37	0.58
47:DI:81:GLY:O	47:DI:83:ASP:N	2.36	0.58
52:BO:73[A]:PHE:CD1	52:BO:78[A]:ARG:HG2	2.39	0.58
1:A2:1715:G:H2'	1:A2:1716:C:H5'	1.85	0.58
36:A1:517:G:P	44:BF:60:ARG:HH22	2.27	0.58
36:A1:980:A:H2'	36:A1:981:U:C2	2.38	0.58
86:A5:3591:OHX:N5	86:A5:3812:OHX:N3	2.52	0.58
86:A5:3487:OHX:N4	86:A5:3644:OHX:N2	2.52	0.58
80:A6:1765:A:OP2	86:A6:1981:OHX:N4	2.37	0.58
86:A1:3521:OHX:N4	86:A1:3801:OHX:N6	2.52	0.58
36:A1:3119:U:OP2	86:A1:3433:OHX:N6	2.37	0.58
36:A5:3155:U:H3'	36:A5:3156:U:H5'	1.85	0.58
86:A6:1967:OHX:N4	86:A6:2085:OHX:N3	2.52	0.58
86:A6:1967:OHX:N1	86:A6:2085:OHX:N5	2.52	0.58
40:BB:299:ASP:OD1	40:BB:301:THR:HG23	2.02	0.58
36:A1:3065:G:OP1	55:BR:80:LYS:NZ	2.36	0.58
1:A2:1178:G:H2'	1:A2:1179:G:O4'	2.04	0.58
12:CK:14:TYR:CZ	12:CK:18:GLU:HG3	2.39	0.58
41:DC:16:THR:HG23	41:DC:18:ASN:H	1.68	0.58
41:DC:170:LYS:HG3	41:DC:175:HIS:HB2	1.85	0.58
6:AE:104:ASP:HB3	6:AE:106:LYS:H	1.69	0.58
1:A2:1338:C:H1'	1:A2:1410:A:C4	2.39	0.58
36:A5:2852:C:N3	47:DI:158:LYS:NZ	2.52	0.58
36:A5:1766:G:H8	55:DR:46:LYS:HZ1	1.50	0.58

Continued on next page...

Continued from previous page...

Atom-1	Atom-2	Interatomic distance (Å)	Clash overlap (Å)
36:A5:3343:G:N2	36:A5:3362:A:H2	1.97	0.58
36:A5:2510:U:O2'	36:A5:2511:A:H5''	2.03	0.58
17:AP:65:LEU:O	86:AP:201:OHX:N1	2.36	0.58
86:A7:203:OHX:N4	86:A7:211:OHX:N2	2.51	0.58
18:AQ:40:GLU:HG3	18:AQ:42:GLU:HB2	1.84	0.58
51:DN:168:GLY:O	51:DN:172:ARG:HB2	2.04	0.58
7:AF:42:LEU:HB2	7:AF:46:TRP:O	2.04	0.58
86:A5:3550:OHX:N3	86:A5:3808:OHX:N5	2.51	0.58
52:BO:18[A]:ARG:O	52:BO:22[A]:VAL:HG13	2.04	0.58
86:A2:1906:OHX:N5	86:AC:301:OHX:N6	2.52	0.58
86:A5:3607:OHX:N5	86:A5:3801:OHX:N6	2.51	0.58
27:CZ:49:ARG:O	27:CZ:53:GLU:HB2	2.03	0.58
60:DW:120:LYS:HA	60:DW:123:ARG:HH11	1.69	0.58
1:A2:218:A:O2'	1:A2:219:A:OP1	2.15	0.58
36:A5:3045:G:O3'	40:DB:275:ARG:NH1	2.36	0.58
39:BA:129:ALA:HB3	39:BA:132:ASN:ND2	2.19	0.58
41:DC:361:HIS:CG	41:DC:362:ASP:H	2.21	0.58
24:AW:103:ILE:HD11	24:AW:126:LEU:HD12	1.86	0.58
86:A1:3483:OHX:N3	86:A1:3806:OHX:N4	2.52	0.57
80:A6:823:G:H2'	80:A6:824:G:O4'	2.02	0.57
52:DO:110[A]:PRO:O	52:DO:111[A]:PRO:C	2.41	0.57
36:A5:3048:A:H5'	40:DB:53:MET:HE3	1.84	0.57
36:A5:30:G:P	51:DN:172:ARG:NH1	2.77	0.57
86:A1:3801:OHX:N5	53:BP:138:LYS:HE2	2.18	0.57
86:A5:3550:OHX:N4	86:A5:3808:OHX:N2	2.51	0.57
7:CF:57:SER:OG	7:CF:58:LEU:N	2.35	0.57
36:A5:252:U:H4'	36:A5:253:A:H5''	1.86	0.57
5:CD:37:VAL:HG12	5:CD:50:ILE:HA	1.84	0.57
36:A5:1318:A:OP1	52:DO:18[B]:ARG:NH2	2.36	0.57
19:CR:86:PRO:HG2	19:CR:88:VAL:HA	1.85	0.57
80:A6:1677:C:OP1	10:CI:42:ARG:NH1	2.36	0.57
1:A2:1332:C:O2'	5:AD:162:GLN:HB3	2.04	0.57
80:A6:729:G:O2'	80:A6:730:G:O5'	2.17	0.57
55:DR:27:ASN:O	86:DR:201:OHX:N3	2.37	0.57
36:A5:243:G:H2'	36:A5:244:G:C8	2.39	0.57
6:AE:179:LYS:N	6:AE:194:THR:O	2.35	0.57
4:CC:178:ILE:HG21	4:CC:185:LYS:HA	1.86	0.57
80:A6:532:U:H2'	80:A6:533:U:O4'	2.04	0.57
80:A6:290:G:OP2	86:A6:2099:OHX:N4	2.37	0.57
36:A1:2314:U:O2'	36:A1:2315:G:OP1	2.13	0.57
86:A6:1976:OHX:N4	86:A6:2033:OHX:N1	2.53	0.57

Continued on next page...

Continued from previous page...

Atom-1	Atom-2	Interatomic distance (Å)	Clash overlap (Å)
36:A5:2211:U:H5	36:A5:2234:G:C6	2.22	0.57
40:DB:166:ILE:O	40:DB:169:THR:HB	2.05	0.57
1:A2:1166:A:H5''	7:AF:101:GLY:H	1.68	0.57
36:A5:2440:G:H5'	36:A5:2440:G:C8	2.35	0.57
80:A6:1559:A:H5''	20:CS:135:GLY:CA	2.35	0.57
1:A2:495:C:H3'	1:A2:496:G:O4'	2.05	0.57
25:AX:24:TRP:CE3	25:AX:30:LYS:HD3	2.39	0.57
36:A5:2555:G:N2	63:DZ:135:ARG:O	2.35	0.57
36:A1:2726:C:O2'	36:A1:2727:A:H2'	2.04	0.57
13:AL:80:MET:HB2	13:AL:83:THR:HG23	1.86	0.57
36:A5:208:C:C2'	36:A5:209:A:H5'	2.33	0.57
1:A2:1301:U:OP1	4:AC:88:LYS:HB2	2.04	0.57
80:A6:489:C:O2'	80:A6:490:C:O4'	2.21	0.57
36:A1:2296:A:OP1	86:A1:3707:OHX:N2	2.36	0.57
36:A1:169:U:H4'	36:A1:170:G:OP1	2.03	0.57
36:A1:1345:G:N7	86:A1:3503:OHX:N4	2.51	0.57
1:A2:639:U:H4'	1:A2:639:U:OP2	2.04	0.57
36:A5:370:U:OP1	86:A5:3690:OHX:N1	2.37	0.57
1:A2:990:C:H2'	1:A2:991:G:O4'	2.05	0.57
80:A6:825:U:O2'	80:A6:826:U:OP2	2.22	0.57
1:A2:1595:U:N3	1:A2:1600:A:H2	2.02	0.57
52:DO:10[A]:ASP:OD2	52:DO:37[A]:ARG:NH2	2.31	0.57
40:DB:187:SER:HB3	40:DB:190:GLU:OE1	2.04	0.57
36:A1:911:C:H42	39:BA:3:ARG:HD3	1.67	0.57
46:DH:86:TYR:CD1	46:DH:151:VAL:HG13	2.39	0.57
86:A6:1941:OHX:N5	86:A6:2062:OHX:N2	2.52	0.57
46:DH:22:SER:HB2	46:DH:39:LYS:NZ	2.19	0.57
36:A5:892:U:O2'	36:A5:893:C:H5'	2.04	0.57
36:A5:2207:A:H62	36:A5:2236:G:H1	1.52	0.57
45:DG:133:LYS:HB2	45:DG:199:ALA:O	2.04	0.57
36:A5:2537:U:O2'	36:A5:2538:U:O5'	2.22	0.57
36:A5:2971:A:OP2	36:A5:2971:A:H3'	2.04	0.57
1:A2:241:U:H5'	1:A2:242:U:OP2	2.04	0.57
21:AT:14:PHE:HZ	21:AT:132:LEU:HD23	1.69	0.57
1:A2:625:C:H2'	1:A2:626:U:C6	2.39	0.57
15:CN:94:LYS:HG2	15:CN:118:ILE:HD13	1.85	0.57
44:BF:163:LEU:O	44:BF:165:ASP:N	2.35	0.57
36:A5:2946:A:H5''	36:A5:2947:G:H5'	1.86	0.57
36:A1:291:C:OP1	51:BN:68:ARG:NH1	2.36	0.57
86:A1:3439:OHX:N3	86:A1:3802:OHX:N1	2.52	0.57
7:AF:72:HIS:O	18:AQ:47:LYS:HE2	2.04	0.57

Continued on next page...

Continued from previous page...

Atom-1	Atom-2	Interatomic distance (Å)	Clash overlap (Å)
36:A5:1378:U:OP1	86:A5:3542:OHX:N3	2.38	0.57
2:CA:10:THR:HB	2:CA:12:GLU:HG2	1.86	0.57
80:A6:191:C:O2'	80:A6:192:U:O5'	2.19	0.57
8:AG:78:THR:HG23	8:AG:92:ARG:HG2	1.86	0.57
80:A6:140:A:N6	80:A6:281:G:OP1	2.38	0.57
36:A5:2101:C:O2'	36:A5:2102:U:OP1	2.22	0.57
42:DD:152:ARG:NH1	42:DD:152:ARG:HG3	2.19	0.57
50:DM:113:THR:HG22	50:DM:115:PHE:N	2.20	0.57
2:CA:179:ARG:HD3	2:CA:183:ARG:NE	2.19	0.57
86:A5:3617:OHX:N3	86:A5:3743:OHX:N6	2.52	0.57
46:DH:26:LYS:HG3	46:DH:35:THR:HG22	1.85	0.57
1:A2:1029:U:O4	86:A2:2036:OHX:N3	2.38	0.57
36:A5:2112:U:H4'	36:A5:2113:A:H5'	1.86	0.57
36:A1:2850:G:O6	86:A1:3622:OHX:N6	2.36	0.57
42:BD:187:THR:O	42:BD:189:GLU:N	2.36	0.57
36:A1:1770:G:H5'	36:A1:1771:C:OP2	2.05	0.57
1:A2:704:C:OP2	1:A2:704:C:H3'	2.04	0.57
9:AH:74:GLN:NE2	9:AH:92:PHE:HB2	2.20	0.57
36:A1:2442:G:H22	36:A1:2505:U:H3	1.51	0.57
36:A5:1579:C:H2'	36:A5:1580:A:H5'	1.86	0.57
82:DK:118:UNK:O	82:DK:120:UNK:N	2.37	0.57
36:A1:776:U:C5	36:A1:2719:U:O2	2.54	0.57
36:A1:3139:A:C5'	36:A1:3139:A:H8	2.14	0.57
36:A5:2725:U:O4	86:A5:3473:OHX:N1	2.38	0.57
36:A5:2897:A:H2'	36:A5:2899:C:H5'	1.86	0.57
80:A6:578:U:O2	86:A6:2010:OHX:N5	2.37	0.57
8:CG:137:ARG:O	8:CG:141:ILE:HG13	2.03	0.57
36:A5:979:U:H4'	36:A5:980:A:OP1	2.04	0.57
36:A5:830:A:OP1	86:A5:3576:OHX:N6	2.37	0.57
36:A1:1724:U:OP2	55:BR:128:LYS:NZ	2.37	0.57
15:CN:3:ARG:HA	15:CN:3:ARG:NE	2.20	0.57
1:A2:104:A:OP2	1:A2:308:C:N4	2.37	0.57
2:AA:66:ALA:HB2	23:AV:37:ALA:HB2	1.85	0.57
56:DS:155:ARG:HD3	56:DS:172:TYR:CG	2.39	0.57
22:CU:51:VAL:O	22:CU:52:LYS:HB2	2.05	0.57
7:CF:140:THR:HA	7:CF:214:LYS:HD2	1.86	0.57
10:CI:115:ALA:O	10:CI:117:TYR:N	2.37	0.57
80:A6:407:A:H2'	80:A6:408:C:C6	2.40	0.57
44:BF:173:LEU:HD23	44:BF:178:ILE:HG21	1.87	0.57
36:A1:1029:G:H2'	36:A1:1030:A:C8	2.39	0.57
60:DW:25:ASP:OD2	60:DW:25:ASP:N	2.36	0.57

Continued on next page...

Continued from previous page...

Atom-1	Atom-2	Interatomic distance (Å)	Clash overlap (Å)
51:DN:46:ASP:OD2	51:DN:46:ASP:N	2.38	0.57
52:BO:32[A]:LYS:HA	52:BO:101[A]:ARG:HB3	1.87	0.57
47:BI:185:ARG:C	47:BI:187:ALA:H	2.06	0.57
36:A1:551:A:O2'	36:A1:552:G:O5'	2.22	0.57
80:A6:1228:G:OP1	14:CM:119:SER:OG	2.19	0.57
86:A6:1915:OHX:N2	86:A6:2002:OHX:N6	2.52	0.57
1:A2:918:U:H2'	1:A2:919:A:C8	2.39	0.57
86:A5:3473:OHX:N3	86:A5:3680:OHX:N5	2.52	0.57
20:CS:91:ASP:OD1	20:CS:92:ILE:N	2.37	0.57
45:DG:90:THR:HG22	45:DG:214:LEU:HG	1.87	0.57
86:A6:1941:OHX:N6	86:A6:2062:OHX:N2	2.53	0.57
80:A6:717:C:H42	80:A6:720:G:H1	1.51	0.57
41:BC:152:VAL:CG2	41:BC:172:VAL:HG21	2.35	0.57
80:A6:952:A:H5''	15:CN:94:LYS:HE3	1.87	0.57
6:CE:23:LEU:O	6:CE:24:SER:HB2	2.05	0.57
86:CG:301:OHX:N2	86:CG:302:OHX:N6	2.53	0.57
36:A5:708:G:H5''	36:A5:708:G:H8	1.70	0.57
44:DF:151:ARG:HD2	44:DF:244:ASN:OD1	2.04	0.57
80:A6:600:U:OP2	25:CX:108:GLY:HA2	2.05	0.57
36:A1:1482:A:H4'	36:A1:1483:G:OP2	2.04	0.57
36:A5:3298:C:OP1	53:DP:74:LYS:NZ	2.36	0.57
1:A2:1130:G:OP2	86:A2:1953:OHX:N2	2.38	0.57
1:A2:83:G:OP2	86:A2:1945:OHX:N5	2.38	0.57
80:A6:651:G:H3'	86:A6:2022:OHX:N3	2.19	0.57
36:A5:438:A:H2'	36:A5:494:G:H21	1.68	0.57
86:A1:3542:OHX:N1	86:A1:3751:OHX:N5	2.53	0.57
1:A2:324:U:OP1	13:AL:133:LYS:NZ	2.36	0.57
1:A2:735:C:H2'	1:A2:735:C:OP2	2.05	0.57
37:A7:121:U:OP2	42:DD:265:TYR:OH	2.15	0.57
3:CB:62:LYS:O	3:CB:64:ARG:N	2.37	0.57
40:BB:188:ILE:HA	40:BB:191:LYS:HD2	1.87	0.57
24:CW:38:LEU:HD23	24:CW:41:MET:HE3	1.87	0.57
36:A1:2617:U:H5	36:A1:2621:G:OP2	1.88	0.57
39:BA:116:VAL:HG22	39:BA:126:LEU:HD12	1.86	0.57
63:BZ:54:THR:O	63:BZ:57:HIS:HB2	2.04	0.57
18:CQ:115:THR:O	18:CQ:117:LEU:N	2.38	0.57
80:A6:144:U:H5	8:CG:137:ARG:NH1	2.02	0.57
36:A1:1108:U:H2'	36:A1:1109:U:C6	2.40	0.57
9:AH:143:LEU:HB2	9:AH:147:ASN:HB2	1.85	0.57
86:A1:3471:OHX:N2	86:A1:3785:OHX:N1	2.53	0.57
3:CB:30:PHE:HB3	3:CB:96:LEU:HD22	1.86	0.57

Continued on next page...

Continued from previous page...

Atom-1	Atom-2	Interatomic distance (Å)	Clash overlap (Å)
10:AI:48:THR:HG21	10:AI:54:LYS:HB2	1.87	0.57
36:A5:2726:C:O2'	36:A5:2727:A:H2'	2.04	0.57
80:A6:329:G:H5'	10:CI:99:ALA:HB3	1.87	0.57
20:AS:70:VAL:HG12	20:AS:74:GLN:OE1	2.05	0.57
5:AD:115:ILE:HG23	5:AD:116:ARG:HG3	1.87	0.57
47:BI:216:TYR:HA	86:BI:303:OHX:N2	2.19	0.57
36:A1:3129:A:P	86:A1:3802:OHX:N6	2.78	0.57
86:A6:1922:OHX:N6	86:A6:2100:OHX:N2	2.52	0.57
80:A6:831:U:H1'	80:A6:832:U:H5'	1.85	0.57
80:A6:163:G:H8	80:A6:163:G:O5'	1.88	0.57
1:A2:190:C:N4	1:A2:196:G:O6	2.37	0.57
36:A5:1064:A:H4'	36:A5:1065:A:O5'	2.04	0.57
36:A5:1238:C:H2'	36:A5:1239:C:H5''	1.87	0.57
1:A2:1015:U:OP1	86:A2:1923:OHX:N6	2.38	0.57
86:A8:203:OHX:N2	86:A8:211:OHX:N1	2.52	0.57
36:A1:209:A:H2'	41:BC:162:THR:OG1	2.05	0.57
1:A2:1242:A:OP1	17:AP:59:LYS:NZ	2.37	0.57
46:DH:120:ASP:OD1	46:DH:124:ARG:NH2	2.37	0.57
8:AG:131:LYS:O	60:BW:82:ILE:HA	2.04	0.57
57:BT:39:ILE:HD12	57:BT:102:ARG:HD3	1.86	0.57
54:BQ:64:VAL:HG22	54:BQ:96:PHE:CE2	2.38	0.57
36:A1:59:G:H2'	38:A4:33:A:O2'	2.05	0.57
20:AS:91:ASP:O	20:AS:92:ILE:HB	2.03	0.57
1:A2:855:A:C2	1:A2:857:U:H1'	2.40	0.57
36:A5:1331:U:OP2	86:A5:3414:OHX:N3	2.38	0.57
80:A6:1178:G:H4'	9:CH:83:LYS:HE2	143.51	0.57
41:DC:59:GLN:OE1	48:DJ:55:ARG:NH2	101.41	0.57
40:DB:46:PHE:CE2	40:DB:205:VAL:HG13	2.39	0.57
36:A1:1573:G:C2	36:A1:1574:C:H1'	2.40	0.57
4:CC:58:LEU:HD21	4:CC:236:PRO:HG2	1.86	0.57
36:A5:1816:A:O2'	36:A5:1817:G:OP1	2.15	0.57
3:AB:39:GLU:HB3	3:AB:73:LEU:O	2.04	0.57
23:AV:74:GLN:HB2	23:AV:79:LEU:HB2	1.86	0.57
36:A5:3047:U:O2'	40:DB:53:MET:HE3	2.05	0.57
80:A6:1287:A:H4'	80:A6:1288:G:OP1	2.04	0.57
36:A5:1573:G:C6	36:A5:1574:C:H1'	2.40	0.57
36:A5:2434:U:C4'	36:A5:2435:G:H5''	2.33	0.57
51:DN:67:ARG:O	51:DN:68:ARG:HB3	2.04	0.57
43:BE:98:VAL:HA	43:BE:101:PHE:CD2	2.39	0.57
63:DZ:115:LYS:NZ	63:DZ:119:GLU:OE2	2.32	0.57
19:AR:5:ARG:O	19:AR:10:LYS:HE2	2.05	0.57

Continued on next page...

Continued from previous page...

Atom-1	Atom-2	Interatomic distance (Å)	Clash overlap (Å)
47:BI:43:VAL:HG21	47:BI:197:VAL:HB	1.87	0.57
36:A5:2442:G:H22	36:A5:2506:U:H3	1.53	0.57
59:DV:87:ARG:HH22	59:DV:137:VAL:HG22	1.68	0.57
36:A5:1949:G:H1	36:A5:2097:U:H3	1.50	0.57
36:A1:745:C:H5'	54:BQ:145:ASN:HD22	1.70	0.57
1:A2:116:U:H2'	1:A2:117:U:C6	2.40	0.57
40:BB:19:ARG:HB3	40:BB:232:ARG:NH1	2.20	0.57
80:A6:658:C:H5'	80:A6:659:N:OP2	2.05	0.57
52:BO:49[A]:ARG:HG2	52:BO:49[A]:ARG:HH11	1.69	0.57
36:A5:2833:A:O2'	86:A5:3820:OHX:N3	2.37	0.57
36:A1:662:U:H2'	36:A1:663:C:C6	2.40	0.57
86:A1:3693:OHX:N2	86:A1:3712:OHX:N1	2.53	0.57
36:A1:408:A:OP1	86:A1:3602:OHX:N3	2.38	0.57
46:DH:86:TYR:CE2	46:DH:151:VAL:HG22	2.39	0.57
80:A6:1688:U:H3	80:A6:1713:G:H1	1.52	0.57
25:CX:100:ASP:O	25:CX:101:GLU:HB2	2.05	0.57
36:A5:1085:A:C5'	36:A5:1085:A:C8	2.88	0.57
36:A1:1763:U:H5'	36:A1:1764:U:OP2	2.04	0.57
80:A6:1558:U:H3	17:CP:122:THR:HG22	1.70	0.57
86:A1:3471:OHX:N4	86:A1:3785:OHX:N1	2.53	0.57
40:BB:232:ARG:HG2	40:BB:233:TRP:CD1	2.40	0.57
36:A5:1466:G:O6	86:A5:3427:OHX:N5	2.38	0.57
80:A6:1122:G:O6	86:A6:2020:OHX:N6	2.38	0.57
1:A2:448:C:OP1	6:AE:29:PRO:HD3	2.05	0.57
36:A1:3233:C:H2'	36:A1:3234:A:C8	2.39	0.57
36:A1:1915:A:H2'	36:A1:1916:U:C6	2.40	0.57
36:A1:729:C:O2'	54:BQ:79:LYS:HE2	2.04	0.57
1:A2:1207:C:H42	1:A2:1456:C:H5	1.53	0.57
43:DE:109:GLU:H	43:DE:109:GLU:CD	2.07	0.57
86:A5:3542:OHX:N1	86:A5:3662:OHX:N6	2.54	0.56
41:DC:144:LYS:CG	41:DC:145:ILE:H	2.17	0.56
3:CB:144:ARG:HB3	3:CB:208:GLN:HG2	1.87	0.56
36:A5:1093:A:H4'	36:A5:1093:A:OP1	2.05	0.56
36:A5:550:A:H2'	36:A5:551:A:C8	2.40	0.56
86:A5:3477:OHX:N3	86:A5:3779:OHX:N6	2.53	0.56
16:AO:81:VAL:HG22	16:AO:115:ILE:HB	1.87	0.56
1:A2:93:A:O2'	6:AE:4:GLY:HA3	2.05	0.56
20:CS:30:TYR:O	20:CS:33:THR:OG1	2.18	0.56
36:A5:110:G:OP2	49:DL:73:ARG:NH1	2.37	0.56
7:CF:43:PHE:N	7:CF:46:TRP:O	2.38	0.56
57:DT:56:PHE:CZ	57:DT:78:LYS:HD3	2.39	0.56

Continued on next page...

Continued from previous page...

Atom-1	Atom-2	Interatomic distance (Å)	Clash overlap (Å)
11:AJ:38:ASN:HB2	11:AJ:41:GLU:HG3	1.87	0.56
36:A5:2989:U:O2'	40:DB:232:ARG:NH2	2.38	0.56
1:A2:1066:C:H4'	3:AB:149:GLN:NE2	2.20	0.56
36:A1:2784:G:N7	86:A1:3807:OHX:N2	2.53	0.56
21:CT:115:GLU:OE1	21:CT:123:ARG:NH1	2.35	0.56
36:A5:1835:A:H5''	36:A5:1836:C:OP2	2.05	0.56
36:A1:1464:G:O6	86:A1:3483:OHX:N6	2.38	0.56
86:A1:3578:OHX:N6	86:A1:3591:OHX:N3	2.53	0.56
86:A1:3574:OHX:N2	86:A1:3706:OHX:N5	2.53	0.56
36:A1:2547:A:OP1	36:A1:2547:A:H4'	2.05	0.56
53:BP:84:PRO:HB2	53:BP:87:SER:HB2	1.86	0.56
80:A6:363:G:OP1	86:A6:1968:OHX:N1	2.38	0.56
86:A5:3509:OHX:N2	86:A5:3699:OHX:N4	2.53	0.56
80:A6:542:A:H1'	80:A6:543:C:H5'	1.87	0.56
80:A6:538:A:H8	80:A6:543:C:H41	1.50	0.56
1:A2:1489:U:OP2	5:AD:9:ARG:NH2	2.38	0.56
45:DG:161:GLU:OE2	51:DN:26:ARG:NH2	2.32	0.56
1:A2:1169:G:N1	1:A2:1575:G:OP2	2.37	0.56
20:CS:12:GLN:NE2	20:CS:13:HIS:O	2.38	0.56
41:BC:20:LEU:HD11	41:BC:252:GLU:HG3	1.87	0.56
36:A1:565:U:H2'	36:A1:566:G:H8	1.69	0.56
47:BI:74:LYS:O	47:BI:78:THR:HG23	2.05	0.56
1:A2:1555:A:OP2	17:AP:47:ARG:NH2	2.39	0.56
42:DD:191:ASP:OD2	42:DD:193:GLU:HB2	2.04	0.56
1:A2:1686:C:O2'	1:A2:1687:U:H5'	2.06	0.56
42:BD:292:ALA:O	42:BD:294:ALA:N	2.38	0.56
86:A1:3604:OHX:N6	86:A1:3816:OHX:N1	2.53	0.56
36:A1:3316:A:O2'	36:A1:3317:U:OP2	2.20	0.56
40:DB:169:THR:CG2	40:DB:171:LEU:H	2.18	0.56
53:BP:8:SER:O	53:BP:8:SER:OG	2.21	0.56
2:CA:36:TYR:OH	2:CA:56:LYS:HE3	2.05	0.56
36:A5:742:G:O6	86:A5:3803:OHX:N2	2.39	0.56
36:A5:1568:U:H4'	36:A5:1569:U:OP1	2.06	0.56
80:A6:639:U:H1'	80:A6:640:U:C6	2.40	0.56
80:A6:196:G:O2'	80:A6:197:A:OP2	2.16	0.56
5:AD:141:LYS:HD2	5:AD:179:GLN:CG	2.36	0.56
5:AD:29:LEU:HB2	5:AD:34:TYR:HB2	1.87	0.56
86:A5:3526:OHX:N3	86:A5:3739:OHX:N1	2.52	0.56
45:BG:26:LEU:HD13	63:BZ:53:VAL:HG11	1.86	0.56
57:DT:7:TYR:OH	57:DT:54:HIS:HB2	2.04	0.56
18:CQ:83:GLN:HE21	18:CQ:115:THR:HG21	1.70	0.56

Continued on next page...

Continued from previous page...

Atom-1	Atom-2	Interatomic distance (Å)	Clash overlap (Å)
62:DY:51:ARG:HG2	62:DY:115:ARG:NH2	2.20	0.56
25:CX:69:ARG:NH1	25:CX:116:ASP:OD1	2.39	0.56
45:DG:151:VAL:HG13	45:DG:199:ALA:HB2	1.87	0.56
36:A1:1081:U:O4'	86:A1:3746:OHX:N4	2.38	0.56
41:BC:158:SER:HA	41:BC:213:ASN:O	2.06	0.56
39:BA:145:LYS:HB3	39:BA:157:VAL:HG23	1.85	0.56
80:A6:1685:G:O6	80:A6:1716:C:N4	2.38	0.56
2:CA:139:VAL:CG2	4:CC:62:PRO:HG3	2.34	0.56
41:DC:288:ARG:O	41:DC:291:ASN:N	2.31	0.56
39:DA:45:VAL:HG22	39:DA:84:THR:HA	1.88	0.56
1:A2:885:G:H2'	1:A2:886:U:C6	2.40	0.56
36:A1:3308:C:N3	53:BP:69:ARG:NH1	2.53	0.56
36:A5:1032:C:H5'	36:A5:1033:U:OP2	2.06	0.56
80:A6:834:G:O2'	80:A6:835:U:OP1	2.22	0.56
80:A6:523:G:H5'	26:CY:60:PHE:O	2.06	0.56
11:AJ:17:ARG:O	11:AJ:23:ARG:NH2	2.38	0.56
40:BB:92:TYR:O	40:BB:155:ALA:HA	2.05	0.56
59:DV:3:GLY:HA2	59:DV:40:LYS:HB3	1.87	0.56
48:DJ:90:GLN:HG2	48:DJ:170:ASP:HB2	1.88	0.56
42:BD:152:ARG:HG3	42:BD:152:ARG:NH1	2.20	0.56
49:BL:56:PRO:HG3	49:BL:74:GLY:O	2.06	0.56
16:CO:25:ASP:OD1	16:CO:26:THR:N	2.37	0.56
63:BZ:26:VAL:HG21	63:BZ:96:VAL:HG11	1.87	0.56
86:A1:3483:OHX:N5	86:A1:3806:OHX:N6	2.53	0.56
86:A1:3578:OHX:N2	86:A1:3591:OHX:N1	2.53	0.56
80:A6:845:G:H2'	80:A6:846:G:H8	1.71	0.56
36:A1:2207:A:H2'	36:A1:2208:A:H8	1.70	0.56
86:A1:3574:OHX:N6	86:A1:3706:OHX:N3	2.53	0.56
36:A5:851:C:H5''	36:A5:851:C:C6	2.34	0.56
1:A2:66:U:C4	8:AG:158:ILE:HG21	2.40	0.56
41:DC:144:LYS:NZ	41:DC:144:LYS:H	2.03	0.56
1:A2:513:U:OP1	11:AJ:133:HIS:NE2	2.38	0.56
5:AD:64:ARG:O	5:AD:66:ILE:N	2.39	0.56
19:CR:104:ASN:H	19:CR:106:THR:HG22	1.71	0.56
7:AF:91:GLU:HA	7:AF:94:THR:HG23	1.87	0.56
86:A5:3461:OHX:N1	86:A5:3772:OHX:N5	2.53	0.56
36:A5:1688:U:H2'	36:A5:1689:U:C6	2.41	0.56
41:BC:181:VAL:O	41:BC:182:LEU:CB	2.52	0.56
63:DZ:36:HIS:CD2	63:DZ:74:VAL:HG11	2.41	0.56
38:A8:53:A:OP1	49:DL:19:GLN:NE2	47.37	0.56
86:A5:3617:OHX:N1	86:A5:3743:OHX:N2	2.52	0.56

Continued on next page...

Continued from previous page...

Atom-1	Atom-2	Interatomic distance (Å)	Clash overlap (Å)
1:A2:1511:U:H2'	1:A2:1512:G:C8	2.41	0.56
26:AY:77:ASN:O	26:AY:78:SER:HB3	2.05	0.56
1:A2:540:G:O3'	1:A2:541:A:H3'	2.06	0.56
80:A6:1342:C:C2'	80:A6:1343:U:H5'	2.35	0.56
36:A5:2659:G:H4'	36:A5:2751:G:O2'	2.05	0.56
40:BB:70:ARG:HH22	59:BV:120:LYS:HE3	1.70	0.56
58:DU:42:LYS:HG2	58:DU:46:ALA:HA	1.88	0.56
58:BU:36:TYR:OH	58:BU:82:LYS:HG2	2.05	0.56
5:CD:105:MET:HG2	5:CD:122:VAL:HG21	1.86	0.56
7:AF:73:THR:HG23	18:AQ:114:ARG:CD	2.30	0.56
36:A1:2513:U:H2'	36:A1:2592:G:N1	2.18	0.56
9:CH:98:ILE:HG12	9:CH:121:VAL:HG21	1.88	0.56
37:A3:4:U:H2'	37:A3:5:G:H8	1.69	0.56
36:A1:2177:G:OP2	39:BA:128:ARG:NH1	2.39	0.56
36:A5:1240:A:H2'	36:A5:1241:U:H5'	1.87	0.56
2:CA:60:ALA:O	2:CA:64:ILE:HG13	2.05	0.56
38:A4:85:G:H3'	38:A4:85:G:H8	1.68	0.56
9:CH:46:ILE:HG12	9:CH:60:ILE:HG23	1.86	0.56
36:A1:1108:U:H2'	36:A1:1109:U:H6	1.69	0.56
80:A6:1664:C:H2'	80:A6:1665:U:H5'	1.88	0.56
51:DN:16:SER:O	51:DN:20:ARG:HG2	2.05	0.56
52:BO:38[B]:ALA:O	52:BO:41[B]:LEU:HB2	2.05	0.56
1:A2:886:U:O2'	16:AO:121:VAL:O	2.23	0.56
36:A5:913:A:H2	36:A5:2134:G:N3	2.04	0.56
80:A6:57:G:OP1	26:CY:112:LYS:NZ	2.36	0.56
11:CJ:118:LEU:HD23	11:CJ:158:PHE:CE1	2.41	0.56
36:A1:1717:U:H2'	36:A1:1718:G:C8	2.41	0.56
27:CZ:38:HIS:HA	27:CZ:70:LYS:HD3	1.87	0.56
6:AE:151:ASP:HB3	6:AE:154:ILE:HG13	1.87	0.56
36:A5:2530:G:H2'	36:A5:2531:C:H5'	1.87	0.56
9:CH:103:SER:OG	9:CH:104:ARG:N	2.39	0.56
3:AB:117:TRP:HE1	3:AB:152:ARG:CZ	2.18	0.56
13:CL:5:LEU:C	13:CL:7:VAL:H	2.07	0.56
1:A2:780:A:C8	26:AY:8:ARG:HB3	2.40	0.56
36:A1:3214:U:H2'	50:BM:121:MET:HE3	1.86	0.56
7:CF:94:THR:HG22	7:CF:114:ILE:HG13	1.88	0.56
86:A5:3532:OHX:N3	86:A5:3786:OHX:N5	2.54	0.56
86:A5:3473:OHX:N1	86:A5:3680:OHX:N2	2.53	0.56
11:AJ:175:ARG:HD3	11:AJ:179:ARG:NH1	2.21	0.56
40:BB:221:THR:HG22	40:BB:272:TYR:N	2.20	0.56
80:A6:196:G:N3	80:A6:197:A:H1'	2.20	0.56

Continued on next page...

Continued from previous page...

Atom-1	Atom-2	Interatomic distance (Å)	Clash overlap (Å)
17:CP:107:ILE:HD13	17:CP:107:ILE:H	1.70	0.56
59:BV:33:ASN:HD21	59:BV:63:LYS:H	1.54	0.56
36:A1:2177:G:O6	86:A1:3467:OHX:N2	2.39	0.56
39:BA:130:SER:HA	39:BA:169:ILE:HG22	1.88	0.56
36:A1:2571:U:O2'	36:A1:2572:C:O2	2.24	0.56
38:A4:85:G:O6	62:BY:112:ASP:HB3	2.05	0.56
1:A2:1413:U:H4'	1:A2:1414:U:OP2	2.06	0.56
80:A6:1489:U:H5'	80:A6:1494:C:H1'	1.85	0.56
10:CI:176:SER:HB2	10:CI:178:ARG:H	1.69	0.56
1:A2:1258:U:H4'	12:AK:2:LEU:HD13	1.87	0.56
16:AO:13:VAL:HG22	16:AO:76:ILE:HA	1.87	0.56
36:A1:3085:G:H5''	36:A1:3086:A:OP1	2.05	0.56
14:CM:24:ILE:O	14:CM:26:ASP:N	2.37	0.56
14:AM:67:THR:O	14:AM:69:ALA:N	2.35	0.56
38:A4:23:U:O4'	62:BY:17:LYS:HG2	2.06	0.56
42:BD:208:MET:HG3	42:BD:223:PHE:CZ	2.40	0.56
14:AM:30:VAL:HB	14:AM:132:GLU:HG3	1.86	0.56
20:CS:143:ARG:C	20:CS:145:ARG:H	2.08	0.56
36:A1:1560:G:H2'	36:A1:1561:G:H5'	1.86	0.56
36:A1:3276:G:H1	44:BF:60:ARG:CZ	68.53	0.56
40:BB:153:LYS:HG2	40:BB:154:TYR:CE2	2.41	0.56
36:A1:2108:C:O2'	36:A1:3362:A:N6	2.39	0.56
43:DE:78:ARG:HG3	43:DE:78:ARG:NH1	2.19	0.56
80:A6:194:U:O2	80:A6:195:G:O2'	2.18	0.56
36:A1:622:A:OP2	86:A1:3726:OHX:N1	2.39	0.56
80:A6:149:C:OP1	26:CY:121:THR:HB	2.06	0.56
1:A2:647:G:N2	1:A2:687:G:N2	2.54	0.56
86:A6:1941:OHX:N3	86:A6:2062:OHX:N1	2.54	0.56
46:BH:86:TYR:CE2	46:BH:151:VAL:HG22	2.41	0.56
86:A1:3471:OHX:N2	86:A1:3785:OHX:N5	2.53	0.56
86:A1:3471:OHX:N4	86:A1:3785:OHX:N3	2.54	0.56
36:A1:2663:G:H5'	42:BD:152:ARG:HD3	1.87	0.56
52:BO:181[A]:ALA:O	52:BO:183[A]:ALA:N	2.38	0.56
49:BL:109:PHE:O	49:BL:113:VAL:HG23	2.05	0.56
17:AP:96:ILE:HD11	17:AP:116:LEU:HD22	1.88	0.56
42:BD:108:ARG:CZ	42:BD:253:PHE:HB2	2.36	0.56
50:BM:36:VAL:HB	50:BM:45:LEU:HD23	1.88	0.56
13:AL:59:PRO:HG2	13:AL:60:PHE:CE2	2.41	0.56
1:A2:1173:C:H3'	20:AS:141:THR:HG21	1.86	0.56
36:A5:1272:C:H2'	36:A5:1273:A:H5'	1.88	0.56
54:DQ:100:THR:HG22	54:DQ:120:GLU:HB3	1.86	0.56

Continued on next page...

Continued from previous page...

Atom-1	Atom-2	Interatomic distance (Å)	Clash overlap (Å)
36:A1:3129:A:O5'	86:A1:3802:OHX:N6	2.39	0.56
86:A1:3578:OHX:N4	86:A1:3591:OHX:N3	2.53	0.56
2:AA:179:ARG:HD3	2:AA:183:ARG:NH1	2.17	0.56
21:CT:53:TRP:HH2	21:CT:100:ILE:HD12	1.71	0.56
10:AI:138:ASN:O	10:AI:141:ARG:HB2	2.06	0.56
45:BG:41:GLN:HG3	45:BG:44:ARG:NH1	2.20	0.56
59:DV:57:MET:HE3	59:DV:126:TRP:CH2	2.41	0.56
9:CH:122:HIS:HD2	9:CH:179:LYS:HE3	1.70	0.56
86:A5:3477:OHX:N1	86:A5:3779:OHX:N4	2.54	0.56
36:A5:420:G:OP1	36:A5:420:G:OP2	2.24	0.56
40:BB:81:THR:O	40:BB:81:THR:HG22	2.06	0.56
86:A5:3801:OHX:N3	42:DD:188:GLU:OE1	2.39	0.56
86:A5:3480:OHX:N4	86:A5:3763:OHX:N2	2.53	0.56
63:DZ:135:ARG:HH21	63:DZ:135:ARG:HB3	1.71	0.56
6:AE:194:THR:O	6:AE:195:ILE:HB	2.05	0.56
1:A2:885:G:OP1	3:AB:136:ARG:NH1	2.39	0.56
6:AE:152:PRO:O	6:AE:154:ILE:N	2.39	0.56
4:CC:215:PHE:HA	4:CC:218:ILE:HD11	1.86	0.56
9:CH:21:ALA:O	9:CH:25:VAL:HG23	2.06	0.56
22:AU:57:ARG:HG3	22:AU:89:ARG:CZ	2.36	0.56
45:BG:112:GLU:O	45:BG:116:VAL:HB	2.06	0.56
27:CZ:47:TYR:CZ	27:CZ:51:LEU:HD11	2.41	0.56
48:BJ:52:TYR:HA	48:BJ:61:ARG:HG3	1.87	0.56
21:AT:6:VAL:HG13	21:AT:66:TYR:CE1	2.41	0.56
36:A5:1157:G:H2'	36:A5:1158:A:O4'	2.06	0.56
62:DY:55:GLU:HB2	62:DY:108:LYS:HB2	1.87	0.56
1:A2:827:C:H2'	1:A2:828:U:C6	2.40	0.56
36:A1:2871:G:H5'	36:A1:2872:A:H5'	1.88	0.56
47:BI:86:HIS:HB3	47:BI:139:ARG:HG2	1.87	0.56
36:A5:3334:U:H4'	36:A5:3335:A:H5''	1.88	0.56
43:DE:18:LEU:H	43:DE:18:LEU:HD12	1.71	0.56
1:A2:312:A:C2	1:A2:314:C:H2'	2.40	0.56
49:DL:50:PRO:O	49:DL:51:LEU:HB2	2.06	0.56
36:A1:1018:G:H2'	36:A1:1019:G:O4'	2.05	0.56
86:A1:3466:OHX:N2	86:A1:3667:OHX:N1	2.54	0.56
86:A1:3793:OHX:N2	86:A1:3816:OHX:N1	2.53	0.56
80:A6:846:G:H2'	80:A6:847:A:H8	1.69	0.56
36:A1:2392:C:HO2'	40:BB:266:ARG:HH22	1.47	0.56
36:A5:725:G:C3'	36:A5:726:G:H5''	2.36	0.56
43:BE:31:ARG:NH2	43:BE:81:ALA:O	2.39	0.56
80:A6:470:A:C5'	80:A6:470:A:H8	2.19	0.56

Continued on next page...

Continued from previous page...

Atom-1	Atom-2	Interatomic distance (Å)	Clash overlap (Å)
1:A2:1158:C:OP2	86:A2:2015:OHX:N5	2.38	0.56
9:CH:173:TYR:HE1	9:CH:179:LYS:HB2	1.70	0.56
37:A7:91:G:H2'	37:A7:92:A:H8	1.69	0.56
1:A2:577:G:H8	1:A2:577:G:H3'	1.71	0.56
21:AT:9:VAL:HG12	21:AT:14:PHE:HB2	1.88	0.56
1:A2:885:G:H21	16:AO:123:SER:HB2	1.71	0.56
49:BL:74:GLY:O	49:BL:101:ARG:NH1	2.38	0.56
4:CC:116:LYS:HG2	4:CC:127:ALA:HB3	1.86	0.56
36:A5:2676:A:H4'	36:A5:2677:G:O5'	2.05	0.56
36:A1:1074:U:O2'	36:A1:1075:A:H2'	2.05	0.56
36:A1:3178:A:C2	52:BO:115[A]:LYS:HG2	2.41	0.56
41:DC:316:ASN:O	41:DC:319:LYS:O	2.24	0.56
80:A6:1224:A:C5	80:A6:1225:U:C4	2.93	0.56
80:A6:530:C:O2	26:CY:61:ARG:NH2	2.38	0.56
80:A6:1064:G:H2'	80:A6:1065:A:C8	2.41	0.56
55:BR:138:LEU:O	55:BR:142:ILE:HG13	2.05	0.56
9:CH:155:ASP:OD2	9:CH:156:SER:N	2.36	0.56
52:DO:15[A]:LEU:HD21	52:DO:125[A]:ARG:HG3	1.86	0.56
47:BI:210:ILE:HA	47:BI:217:PHE:CE2	2.41	0.56
86:A5:3591:OHX:N1	86:A5:3812:OHX:N3	2.53	0.56
80:A6:1203:A:OP2	86:A6:1985:OHX:N4	2.39	0.56
46:DH:20:ILE:HG23	46:DH:25:VAL:HG22	1.87	0.56
86:A5:3567:OHX:N1	86:A5:3699:OHX:N5	2.54	0.56
80:A6:1699:N:C2'	80:A6:1700:N:H5'	2.36	0.56
20:AS:26:ILE:HD11	20:AS:31:ALA:H	1.68	0.56
1:A2:514:G:O2'	1:A2:515:A:H5'	2.06	0.56
80:A6:190:C:N4	80:A6:196:G:O6	2.38	0.56
27:AZ:43:ASP:O	27:AZ:46:LYS:N	2.27	0.56
57:DT:54:HIS:CE1	57:DT:55:LYS:HD3	2.41	0.56
16:AO:81:VAL:HG13	16:AO:115:ILE:HG21	1.87	0.56
1:A2:286:C:H2'	1:A2:287:G:H5'	1.88	0.56
36:A1:1724:U:H4'	36:A1:1725:C:OP1	2.06	0.56
1:A2:896:U:O4'	16:AO:38:THR:HG21	2.06	0.56
36:A5:670:C:OP1	54:DQ:147:ARG:NH2	2.39	0.56
36:A5:701:G:H2'	36:A5:702:C:C6	2.41	0.56
36:A5:2960:C:OP1	86:A5:3486:OHX:N5	2.39	0.56
80:A6:453:U:H3'	80:A6:453:U:O2	2.06	0.56
80:A6:239:C:H5	80:A6:240:U:H5	1.52	0.56
48:BJ:41:SER:O	48:BJ:75:LYS:NZ	2.25	0.56
22:AU:28:SER:OG	22:AU:29:THR:N	2.38	0.56
36:A5:269:G:H5''	51:DN:14:LYS:HE2	1.88	0.56

Continued on next page...

Continued from previous page...

Atom-1	Atom-2	Interatomic distance (Å)	Clash overlap (Å)
36:A5:1635:G:O6	63:DZ:17:ARG:HB2	2.06	0.56
47:DI:210:ILE:HA	47:DI:217:PHE:CE2	2.41	0.56
14:CM:103:LEU:HG	14:CM:116:VAL:HG13	1.88	0.56
36:A1:3128:G:OP2	86:A1:3730:OHX:N6	2.38	0.55
86:A6:1922:OHX:N5	86:A6:2100:OHX:N1	2.54	0.55
80:A6:829:A:O2'	80:A6:830:U:O5'	2.23	0.55
52:DO:110[B]:PRO:O	52:DO:111[B]:PRO:C	2.44	0.55
80:A6:1564:U:H2'	80:A6:1565:C:C6	2.41	0.55
1:A2:591:A:H2'	1:A2:592:A:H8	1.70	0.55
19:CR:103:ASP:O	19:CR:104:ASN:HB3	2.06	0.55
2:CA:167:LYS:HB3	2:CA:168:HIS:HD2	1.69	0.55
25:AX:102:VAL:HG12	25:AX:127:VAL:HG12	1.88	0.55
45:BG:26:LEU:HD12	45:BG:26:LEU:H	1.72	0.55
18:CQ:83:GLN:NE2	18:CQ:119:ALA:HA	2.20	0.55
36:A1:2572:C:O2'	36:A1:2573:G:C8	2.60	0.55
12:AK:15:LEU:HD13	12:AK:21:VAL:HG23	1.87	0.55
36:A1:191:U:H6	36:A1:191:U:H5'	1.70	0.55
36:A5:3112:G:O2'	46:DH:70:THR:HB	2.06	0.55
80:A6:1253:U:P	14:CM:46:ARG:HH22	2.29	0.55
41:DC:18:ASN:N	41:DC:18:ASN:OD1	2.37	0.55
54:BQ:64:VAL:HG13	54:BQ:93:ILE:HD11	1.88	0.55
46:BH:17:THR:HG21	50:BM:3:THR:HB	1.89	0.55
1:A2:802:G:H21	24:AW:107:SER:HB3	1.71	0.55
36:A1:1603:A:OP1	55:BR:38:ARG:NH1	2.40	0.55
41:DC:35:VAL:HG21	41:DC:244:LEU:HD21	1.89	0.55
80:A6:71:A:H2'	80:A6:72:A:H4'	1.86	0.55
1:A2:25:C:O2	86:A2:1963:OHX:N1	2.39	0.55
17:CP:37:ALA:O	17:CP:42:ARG:HD3	2.05	0.55
36:A1:847:A:H2'	36:A1:848:A:C8	2.40	0.55
80:A6:891:A:H2'	80:A6:892:A:C8	2.41	0.55
40:BB:283:TYR:OH	40:BB:325:LYS:HD2	2.06	0.55
36:A5:1541:G:H2'	36:A5:1542:G:O5'	2.06	0.55
44:BF:89:ILE:HD12	44:BF:214:TRP:CH2	2.41	0.55
20:AS:83:ALA:O	20:AS:89:GLN:NE2	2.39	0.55
1:A2:558:U:O2'	1:A2:559:C:O5'	2.25	0.55
36:A5:209:A:H4'	36:A5:211:A:C8	2.42	0.55
80:A6:453:U:O4	86:A6:1917:OHX:N4	2.39	0.55
18:AQ:9:THR:HG21	18:AQ:88:GLY:HA2	1.88	0.55
36:A5:2158:A:OP2	39:DA:156:LYS:NZ	2.37	0.55
19:AR:71:PHE:HE1	19:AR:73:LEU:HD22	1.71	0.55
36:A5:599:C:H2'	36:A5:600:G:O4'	2.06	0.55

Continued on next page...

Continued from previous page...

Atom-1	Atom-2	Interatomic distance (Å)	Clash overlap (Å)
36:A1:3160:U:H2'	36:A1:3161:C:C6	2.41	0.55
1:A2:1097:U:O4	4:AC:201:ASN:ND2	2.39	0.55
1:A2:852:C:H6	1:A2:852:C:O5'	1.89	0.55
19:AR:26:LEU:HD23	19:AR:26:LEU:H	1.70	0.55
36:A1:92:G:OP2	36:A1:93:C:H5''	2.06	0.55
86:A2:1954:OHX:N6	86:A2:2071:OHX:N5	2.54	0.55
80:A6:500:C:O2'	80:A6:501:U:O4'	2.25	0.55
50:BM:113:THR:HB	50:BM:116:GLU:OE1	2.06	0.55
36:A1:901:G:N7	86:A1:3482:OHX:N5	2.54	0.55
36:A5:115:A:OP1	51:DN:49:ARG:NH2	2.40	0.55
53:BP:168:LEU:HD12	53:BP:173:ARG:HG2	1.88	0.55
86:A5:3487:OHX:N3	86:A5:3644:OHX:N6	2.54	0.55
9:AH:71:HIS:CG	9:AH:131:PHE:HZ	2.24	0.55
36:A1:3356:G:H2'	36:A1:3357:U:C6	2.42	0.55
36:A5:2239:G:N7	86:A5:3723:OHX:N5	2.55	0.55
80:A6:992:A:OP1	80:A6:1786:G:H5'	2.05	0.55
42:BD:155:THR:HG22	42:BD:179:ARG:NH1	2.22	0.55
8:AG:109:LEU:HD13	8:AG:111:LEU:HD21	1.87	0.55
1:A2:896:U:C4'	16:AO:38:THR:HG21	2.37	0.55
86:A1:3503:OHX:N2	86:A1:3698:OHX:N3	2.53	0.55
1:A2:238:U:O2'	1:A2:239:C:H5'	2.05	0.55
49:BL:56:PRO:HG2	49:BL:72:GLY:HA3	1.89	0.55
22:CU:35:GLU:OE1	22:CU:57:ARG:NH2	2.38	0.55
80:A6:297:U:H5''	6:CE:37:LYS:HG2	1.88	0.55
10:AI:192:TYR:O	10:AI:196:LEU:HB2	2.05	0.55
43:DE:50:LYS:HG2	43:DE:74:VAL:CG2	2.37	0.55
45:BG:130:TYR:HD1	45:BG:202:GLU:HB3	1.72	0.55
20:CS:5:VAL:O	27:CZ:42:LEU:HB2	2.06	0.55
6:AE:246:LEU:HD13	6:AE:251:GLU:HG2	1.88	0.55
36:A5:1320:C:O2	56:DS:115:ARG:NH2	2.39	0.55
80:A6:1420:C:O2'	5:CD:160:SER:O	2.09	0.55
5:CD:162:GLN:O	5:CD:164:VAL:N	2.39	0.55
80:A6:1211:A:H1'	17:CP:99:GLY:O	2.06	0.55
40:BB:103:THR:HG21	40:BB:147:GLU:OE2	2.06	0.55
49:BL:130:GLY:O	49:BL:132:ALA:N	2.39	0.55
40:DB:50:LYS:HE2	40:DB:328:ILE:HG22	1.88	0.55
1:A2:489:C:H42	1:A2:497:G:H22	1.53	0.55
36:A1:1507:G:N3	36:A1:1507:G:H5'	2.21	0.55
36:A1:2355:G:H4'	53:BP:139:TYR:CE2	2.40	0.55
7:CF:61:TYR:CD2	7:CF:164:PRO:HB2	2.41	0.55
36:A5:3285:C:H2'	36:A5:3286:G:H5''	1.88	0.55

Continued on next page...

Continued from previous page...

Atom-1	Atom-2	Interatomic distance (Å)	Clash overlap (Å)
86:A5:3533:OHX:N5	86:DG:301:OHX:N2	2.55	0.55
63:BZ:88:ASP:HB3	63:BZ:121:ARG:NH2	2.21	0.55
7:CF:143:ARG:HB2	7:CF:218:GLU:OE2	2.06	0.55
43:DE:176:PHE:H	50:DM:117:ARG:NH2	2.04	0.55
41:DC:138:ARG:HH21	41:DC:240:PRO:HB2	1.72	0.55
47:DI:74:LYS:O	47:DI:78:THR:HG23	2.06	0.55
56:DS:155:ARG:HH21	56:DS:172:TYR:H	1.54	0.55
1:A2:149:C:O2'	8:AG:132:ARG:NH1	2.38	0.55
44:DF:175:LYS:HD3	44:DF:176:TYR:CZ	2.42	0.55
52:DO:172[A]:ARG:HA	52:DO:175[A]:THR:HG23	1.89	0.55
26:CY:44:LEU:HA	26:CY:47:VAL:HG13	1.88	0.55
15:AN:12:SER:O	15:AN:13:SER:HB3	2.06	0.55
16:CO:84:ARG:HG3	16:CO:85:ALA:O	2.07	0.55
1:A2:1650:U:H2'	1:A2:1651:A:C8	2.42	0.55
1:A2:749:U:H2'	1:A2:750:U:C6	2.41	0.55
1:A2:115:G:OP1	13:AL:67:ARG:NH1	2.39	0.55
47:DI:82:ARG:O	47:DI:82:ARG:HG2	2.07	0.55
36:A1:2689:A:N3	36:A1:2689:A:H2'	2.20	0.55
46:BH:3:TYR:HA	56:BS:142:GLN:OE1	2.06	0.55
7:CF:25:LEU:HB2	18:CQ:27:GLY:O	2.06	0.55
4:CC:45:VAL:HG21	4:CC:68:ILE:HG23	1.87	0.55
86:A2:1970:OHX:N3	86:A2:2014:OHX:N6	2.54	0.55
56:BS:166:LYS:O	56:BS:167:ARG:HB2	2.06	0.55
36:A1:1220:U:H4'	36:A1:1221:A:H5''	1.89	0.55
3:AB:110:LEU:HD21	3:AB:213:ARG:HD2	1.89	0.55
1:A2:1157:A:H2'	1:A2:1160:A:N7	2.21	0.55
80:A6:158:U:HO2'	80:A6:159:U:H3'	1.71	0.55
2:CA:41:ARG:HH21	19:CR:103:ASP:CB	2.20	0.55
36:A5:3317:U:H6	86:A5:3656:OHX:N6	2.05	0.55
39:DA:116:VAL:HG11	39:DA:134:VAL:HG11	1.89	0.55
63:BZ:10:VAL:HB	63:BZ:83:THR:HG21	1.87	0.55
24:AW:8:ALA:HA	24:AW:74:VAL:HG11	1.88	0.55
86:A1:3509:OHX:N3	86:A1:3746:OHX:N5	2.55	0.55
86:A1:3509:OHX:N3	86:A1:3746:OHX:N6	2.54	0.55
41:DC:361:HIS:CG	41:DC:362:ASP:N	2.74	0.55
45:BG:116:VAL:HG23	45:BG:125:ALA:HB3	1.87	0.55
6:AE:158:ASP:OD2	6:AE:174:LYS:NZ	2.38	0.55
37:A3:13:A:C3'	37:A3:14:U:H5'	2.36	0.55
1:A2:180:A:H2'	1:A2:181:A:O4'	2.05	0.55
36:A1:748:U:H2'	36:A1:749:C:C6	2.42	0.55
80:A6:1054:U:H2'	80:A6:1055:U:C6	2.42	0.55

Continued on next page...

Continued from previous page...

Atom-1	Atom-2	Interatomic distance (Å)	Clash overlap (Å)
1:A2:1433:G:H2'	1:A2:1434:U:C6	2.42	0.55
47:BI:77:THR:HG22	47:BI:85:PHE:HZ	1.71	0.55
47:DI:52:LEU:HD22	47:DI:163:GLN:HB2	1.88	0.55
47:BI:142:ASP:OD1	47:BI:178:ARG:NH2	2.37	0.55
18:AQ:116:LEU:HD22	18:AQ:116:LEU:H	1.70	0.55
16:CO:107:ARG:HH21	16:CO:107:ARG:HB2	1.71	0.55
1:A2:872:G:O6	86:A2:2009:OHX:N3	2.40	0.55
37:A7:62:U:O3'	42:DD:285:ARG:NH1	2.39	0.55
40:BB:53:MET:HE1	40:BB:327:CYS:HB2	1.89	0.55
11:CJ:134:ILE:HD13	11:CJ:141:VAL:O	2.07	0.55
86:A1:3574:OHX:N4	86:A1:3706:OHX:N1	2.55	0.55
80:A6:1482:C:OP2	80:A6:1521:G:N1	2.39	0.55
86:A5:3487:OHX:N3	86:A5:3644:OHX:N5	2.55	0.55
1:A2:717:C:N3	1:A2:720:G:N1	2.48	0.55
51:DN:73:ARG:O	51:DN:75:VAL:N	2.38	0.55
1:A2:1157:A:H3'	1:A2:1157:A:C8	2.42	0.55
26:CY:10:ARG:C	26:CY:12:VAL:H	2.10	0.55
1:A2:1099:U:OP1	24:AW:71:LYS:NZ	2.37	0.55
1:A2:1446:A:O5'	86:A2:2086:OHX:N2	2.39	0.55
47:BI:76:MET:HE1	47:BI:138:VAL:HG11	1.89	0.55
43:DE:40:LEU:HD11	43:DE:54:TYR:HB2	1.87	0.55
43:BE:18:LEU:CD2	43:BE:18:LEU:H	2.18	0.55
86:A1:3516:OHX:N3	86:A1:3718:OHX:N2	2.54	0.55
80:A6:953:G:P	15:CN:94:LYS:HE2	2.46	0.55
12:AK:9:ASN:O	12:AK:13:GLN:HB3	2.07	0.55
59:BV:86:ARG:HG3	59:BV:92:PHE:CE2	2.42	0.55
1:A2:348:U:O4	86:A2:2010:OHX:N5	2.40	0.55
52:BO:124[A]:LEU:O	52:BO:128[A]:ARG:HB2	2.07	0.55
36:A1:132:C:H2'	36:A1:133:U:H5''	1.89	0.55
9:AH:122:HIS:HA	9:AH:125:ILE:HD12	1.89	0.55
2:CA:175:TYR:HE1	2:CA:197:ILE:HG22	1.72	0.55
60:DW:63:ILE:O	60:DW:65:GLU:N	2.36	0.55
80:A6:694:U:H3'	80:A6:695:U:O2	2.07	0.55
1:A2:652:G:H1	1:A2:682:C:N4	2.04	0.55
20:CS:118:LYS:O	20:CS:120:ARG:HG3	2.06	0.55
36:A5:1811:G:H2'	36:A5:1812:G:O4'	2.07	0.55
6:CE:184:THR:C	6:CE:189:LEU:HD13	2.26	0.55
1:A2:272:U:HO2'	1:A2:273:G:H8	1.55	0.55
86:A5:3464:OHX:N3	86:A5:3732:OHX:N6	2.55	0.55
43:DE:31:ARG:NH2	43:DE:81:ALA:O	2.40	0.55
80:A6:653:C:N3	80:A6:677:G:N2	2.49	0.55

Continued on next page...

Continued from previous page...

Atom-1	Atom-2	Interatomic distance (Å)	Clash overlap (Å)
1:A2:499:U:O2'	1:A2:500:C:OP1	2.24	0.55
2:AA:13:ASP:HA	2:AA:16:LEU:HD12	1.88	0.55
36:A5:541:U:H2'	36:A5:542:G:H8	1.70	0.55
27:AZ:65:LEU:HB3	27:AZ:71:ILE:HD13	1.89	0.55
36:A5:1654:A:H2'	36:A5:1655:G:H5''	1.89	0.55
52:DO:180[B]:SER:O	52:DO:183[B]:ALA:N	2.39	0.55
1:A2:1776:A:H2'	1:A2:1777:G:C8	2.42	0.55
80:A6:1220:C:H5'	12:CK:52:LYS:HE2	1.88	0.55
86:A5:3642:OHX:N6	86:A5:3664:OHX:N5	2.54	0.55
49:BL:75:PHE:O	49:BL:79:GLU:HB2	2.06	0.55
80:A6:1558:U:H3	17:CP:122:THR:CG2	2.19	0.55
54:DQ:122:ILE:HD11	54:DQ:130:ARG:NH1	2.21	0.55
36:A5:585:A:H2'	36:A5:586:C:C6	2.41	0.55
1:A2:986:G:OP2	39:BA:251:LYS:NZ	2.34	0.55
36:A1:161:G:H5''	36:A1:161:G:H8	1.71	0.55
21:AT:42:GLY:HA2	21:AT:84:LYS:HB2	1.89	0.55
6:CE:195:ILE:HG22	6:CE:196:VAL:N	2.21	0.55
10:AI:188:GLU:HG2	13:AL:13:PHE:CD2	2.42	0.55
36:A1:1026:A:H2'	36:A1:1027:A:C8	2.42	0.55
36:A5:173:G:H22	36:A5:246:U:H1'	1.71	0.55
11:AJ:125:ALA:O	11:AJ:129:ILE:HG13	2.07	0.55
8:AG:160:ARG:HG3	60:BW:84:GLY:HA3	1.89	0.55
42:DD:270:LYS:HG3	42:DD:273:ARG:CB	2.36	0.55
80:A6:470:A:H5'	80:A6:470:A:H8	1.72	0.55
40:DB:21:ARG:HD3	40:DB:269:GLN:OE1	2.06	0.55
86:A5:3492:OHX:N4	86:A5:3737:OHX:N1	2.55	0.55
86:A5:3477:OHX:N1	86:A5:3779:OHX:N2	2.54	0.55
3:CB:71:ALA:HB3	16:CO:114:ARG:HH12	1.71	0.55
51:DN:183:THR:O	51:DN:183:THR:HG23	2.07	0.55
36:A1:2572:C:O2'	36:A1:2573:G:O4'	2.25	0.55
46:DH:88:TYR:CZ	46:DH:184:LYS:HD3	2.42	0.55
1:A2:832:U:H2'	1:A2:833:U:H5''	1.89	0.55
41:BC:5:GLN:HA	41:BC:20:LEU:O	2.06	0.55
36:A1:829:U:H3	36:A1:895:A:H62	1.55	0.55
36:A1:1522:U:H4'	36:A1:1523:U:OP2	2.07	0.55
18:AQ:22:VAL:HG22	18:AQ:65:ILE:HD13	1.89	0.55
36:A5:2589:G:C2'	36:A5:2590:A:H5'	2.37	0.55
3:AB:179:SER:OG	3:AB:179:SER:O	2.21	0.55
14:CM:84:ASN:O	14:CM:86:VAL:N	2.40	0.55
80:A6:632:U:OP1	13:CL:102:LYS:HE2	2.07	0.55
80:A6:1413:U:H4'	80:A6:1414:U:OP2	2.06	0.55

Continued on next page...

Continued from previous page...

Atom-1	Atom-2	Interatomic distance (Å)	Clash overlap (Å)
48:BJ:86:VAL:HG22	48:BJ:111:ASP:O	2.07	0.55
44:BF:25:GLN:O	44:BF:28:ALA:N	2.40	0.55
1:A2:1639:C:OP1	86:A2:2073:OHX:N4	2.39	0.55
86:A5:3464:OHX:N3	86:A5:3732:OHX:N4	2.54	0.55
36:A5:495:G:H2'	36:A5:496:C:O4'	2.07	0.55
86:A2:1970:OHX:N5	86:A2:2014:OHX:N6	2.55	0.55
50:BM:113:THR:HG22	50:BM:116:GLU:N	2.14	0.55
36:A1:2534:G:O6	86:A1:3751:OHX:N6	2.39	0.55
36:A5:2436:U:H2'	36:A5:2437:G:H5''	1.88	0.55
18:AQ:50:GLU:OE1	18:AQ:112:TYR:OH	2.24	0.55
1:A2:706:A:C6	1:A2:734:A:N6	2.75	0.55
36:A1:3279:A:H5'	36:A1:3279:A:C8	2.37	0.55
1:A2:503:G:O2'	1:A2:504:U:P	2.65	0.55
36:A5:1724:U:H1'	36:A5:1725:C:C6	2.42	0.55
2:AA:167:LYS:HB3	2:AA:168:HIS:HD2	1.72	0.55
80:A6:771:A:OP1	86:A6:2092:OHX:N6	2.40	0.55
1:A2:741:C:O2	9:AH:107:ARG:NH2	2.38	0.55
1:A2:1783:C:H2'	1:A2:1784:C:H6	1.72	0.55
22:CU:69:LYS:HE2	22:CU:80:GLU:HG3	1.88	0.55
1:A2:1332:C:H6	1:A2:1332:C:O5'	1.89	0.55
36:A5:66:A:N3	51:DN:176:LYS:HE2	2.20	0.55
3:AB:34:ALA:HB3	3:AB:41:ARG:HA	1.89	0.55
1:A2:1098:U:OP1	4:AC:159:THR:HB	2.07	0.55
36:A1:2128:C:OP1	86:A1:3501:OHX:N2	2.40	0.55
36:A5:891:G:OP1	86:A5:3431:OHX:N6	2.40	0.55
41:BC:120:TYR:CE2	41:BC:277:PRO:HB3	2.41	0.55
6:AE:192:ILE:HG13	6:AE:243:GLY:HA3	1.89	0.55
80:A6:1171:A:H2'	80:A6:1172:G:C8	2.41	0.55
8:CG:12:SER:HB3	8:CG:124:LEU:HD12	1.89	0.55
36:A1:975:C:H2'	36:A1:976:U:H6	1.72	0.55
1:A2:1226:A:O2'	1:A2:1227:A:OP1	2.23	0.55
36:A5:8:C:H2'	36:A5:9:U:O4'	2.07	0.55
36:A1:3019:U:O4	86:A1:3532:OHX:N1	2.40	0.55
36:A5:1110:U:H2'	36:A5:1111:U:C6	2.41	0.55
36:A1:89:A:OP2	54:BQ:171:LYS:HE2	2.07	0.55
80:A6:687:G:H5''	24:CW:119:LYS:HG2	1.88	0.55
21:AT:57:ARG:HH11	21:AT:57:ARG:CG	2.09	0.55
36:A1:1233:G:H1	36:A1:1255:C:N4	1.94	0.55
48:DJ:92:ARG:O	48:DJ:95:ASN:HB2	2.07	0.55
36:A5:1235:U:C4'	36:A5:1236:G:H5'	2.29	0.55
47:DI:171:TRP:O	47:DI:174:THR:HG22	2.07	0.55

Continued on next page...

Continued from previous page...

Atom-1	Atom-2	Interatomic distance (Å)	Clash overlap (Å)
41:BC:99:MET:SD	41:BC:102:PRO:HA	2.47	0.55
86:A1:3541:OHX:N2	86:A1:3650:OHX:N4	2.55	0.55
3:AB:48:VAL:HG13	3:AB:61:LEU:HD21	1.89	0.55
86:A1:3414:OHX:N2	86:A1:3812:OHX:N6	2.55	0.55
22:CU:70:THR:HB	22:CU:71:PRO:O	2.08	0.55
25:CX:23:ARG:HB3	25:CX:29:TYR:CE1	2.42	0.55
39:BA:27:ALA:O	39:BA:128:ARG:NH2	2.39	0.55
27:AZ:60:VAL:CG2	27:AZ:101:TYR:HB2	2.37	0.55
26:AY:94:TYR:HD2	26:AY:96:LEU:HD11	1.72	0.55
86:A1:3516:OHX:N5	86:A1:3718:OHX:N1	2.55	0.55
48:DJ:168:ASP:OD1	86:DJ:201:OHX:N3	2.39	0.55
2:CA:148:ASP:OD1	2:CA:149:LEU:N	2.30	0.55
38:A4:43:A:OP1	86:A4:215:OHX:N6	2.40	0.55
36:A1:2193:U:H5'	36:A1:2194:G:H5'	1.89	0.55
46:BH:156:GLN:NE2	46:BH:160:ASP:OD1	2.38	0.55
48:DJ:155:THR:O	48:DJ:159:THR:HG23	2.07	0.55
27:AZ:85:LYS:HG3	27:AZ:86:GLU:N	2.22	0.55
1:A2:866:G:OP1	15:AN:2:GLY:HA2	2.07	0.55
3:CB:120:LEU:HG	3:CB:142:PHE:CE1	2.41	0.55
80:A6:1711:C:H2'	80:A6:1712:A:H5''	1.88	0.55
1:A2:1760:G:H2'	1:A2:1761:U:H5'	1.88	0.55
6:AE:42:LEU:HD12	6:AE:109:PHE:HB2	1.89	0.55
86:A1:3466:OHX:N6	86:A1:3667:OHX:N3	2.55	0.54
36:A1:2444:C:H3'	36:A1:2445:A:H5''	1.89	0.54
1:A2:133:U:H3'	1:A2:133:U:OP2	2.07	0.54
36:A5:3279:A:C2'	36:A5:3280:U:H5'	2.36	0.54
47:BI:66:GLU:CD	47:BI:69:ARG:HH21	2.09	0.54
2:CA:88:LYS:HB3	2:CA:202:TYR:CZ	2.41	0.54
51:BN:38:ARG:HG3	51:BN:38:ARG:NH1	2.21	0.54
47:BI:19:LYS:HG2	47:BI:26:VAL:CG1	2.37	0.54
2:AA:58:VAL:O	2:AA:62:ARG:HB2	2.08	0.54
80:A6:1537:C:N4	86:A6:2016:OHX:N3	2.55	0.54
1:A2:1559:A:C6	20:AS:134:ARG:HD2	2.42	0.54
36:A5:2356:A:OP1	53:DP:138:LYS:NZ	2.39	0.54
42:BD:86:TYR:CE1	42:BD:247:ILE:HA	2.43	0.54
36:A1:2947:G:H4'	36:A1:2947:G:OP2	2.06	0.54
80:A6:758:U:OP1	11:CJ:7:THR:HG21	2.06	0.54
22:CU:21:LYS:HA	22:CU:94:GLU:HG2	1.88	0.54
36:A1:2736:A:OP1	57:BT:92:ARG:NH1	2.38	0.54
49:DL:61:PRO:HD2	49:DL:70:ARG:HH21	1.72	0.54
80:A6:1660:A:H2'	80:A6:1661:U:C6	2.42	0.54

Continued on next page...

Continued from previous page...

Atom-1	Atom-2	Interatomic distance (Å)	Clash overlap (Å)
80:A6:300:A:O2'	80:A6:301:A:H5'	2.07	0.54
80:A6:1214:U:OP1	80:A6:1246:C:H1'	2.07	0.54
14:CM:90:LYS:O	14:CM:91:VAL:HB	2.08	0.54
6:CE:34:GLY:HA3	6:CE:83:PRO:HG3	1.89	0.54
36:A1:1786:G:H2'	36:A1:1787:A:C8	2.42	0.54
11:AJ:65:LYS:HA	11:AJ:70:LEU:HD11	1.89	0.54
36:A5:1716:U:H5'	36:A5:1716:U:H6	1.71	0.54
86:A1:3479:OHX:N6	86:A1:3795:OHX:N3	2.55	0.54
63:BZ:23:VAL:HG12	63:BZ:45:GLY:HA3	1.89	0.54
36:A1:2274:U:OP2	86:A1:3508:OHX:N4	2.40	0.54
50:DM:55:ARG:HD3	56:DS:70:THR:OG1	2.08	0.54
38:A4:137:C:OP2	86:A4:211:OHX:N5	2.39	0.54
80:A6:639:U:OP1	9:CH:118:LEU:N	2.40	0.54
36:A1:1244:A:N6	36:A1:1271:A:OP2	2.40	0.54
1:A2:711:U:H4'	1:A2:712:G:OP1	2.07	0.54
37:A7:44:C:OP2	48:DJ:137:ARG:NH2	2.41	0.54
86:A5:3617:OHX:N3	86:A5:3743:OHX:N4	2.54	0.54
1:A2:851:U:H2'	1:A2:852:C:C6	2.43	0.54
86:A2:1954:OHX:N4	86:A2:2071:OHX:N1	2.55	0.54
80:A6:1383:G:O2'	22:CU:35:GLU:OE2	2.17	0.54
36:A5:76:G:N7	49:DL:101:ARG:HB2	2.22	0.54
36:A5:13:A:H4'	61:DX:39:LYS:HG3	1.88	0.54
36:A1:2995:A:C3'	36:A1:2996:U:H5''	2.37	0.54
1:A2:178:U:C4	8:AG:191:ARG:HD3	2.43	0.54
36:A1:3237:U:H2'	36:A1:3238:G:O4'	2.07	0.54
36:A1:1826:C:H2'	36:A1:1827:C:H6	1.72	0.54
86:A2:1965:OHX:N1	86:A2:2029:OHX:N4	2.54	0.54
18:CQ:109:PHE:O	18:CQ:113:ASP:N	2.40	0.54
36:A5:1247:U:H6	36:A5:1247:U:O5'	1.90	0.54
1:A2:850:A:H5'	55:BR:165:LYS:HD3	1.88	0.54
36:A1:1615:C:OP1	86:A1:3755:OHX:N3	2.40	0.54
82:DK:63:UNK:HA	82:DK:71:UNK:O	2.07	0.54
11:CJ:149:ARG:HH11	11:CJ:149:ARG:CG	2.19	0.54
6:CE:95:THR:CG2	6:CE:97:GLU:HG3	2.31	0.54
1:A2:1352:G:H2'	1:A2:1353:U:O4'	2.07	0.54
3:AB:39:GLU:HG3	3:AB:40:ASN:N	2.20	0.54
1:A2:1533:C:C5	27:AZ:77:ARG:NH2	2.75	0.54
36:A5:2128:C:OP1	86:A5:3603:OHX:N3	2.41	0.54
36:A1:3389:U:HO2'	36:A1:3390:G:P	2.29	0.54
59:BV:86:ARG:HA	59:BV:91:VAL:O	2.08	0.54
36:A5:1070:U:O4	86:A5:3625:OHX:N6	2.41	0.54

Continued on next page...

Continued from previous page...

Atom-1	Atom-2	Interatomic distance (Å)	Clash overlap (Å)
38:A4:125:U:O2'	38:A4:126:A:OP2	2.23	0.54
59:DV:13:ILE:HD13	59:DV:53:SER:HB2	1.89	0.54
86:A2:2019:OHX:N6	10:AI:52:ASN:OD1	2.40	0.54
80:A6:1617:U:H2'	80:A6:1618:C:C6	2.43	0.54
42:DD:279:LYS:HD3	42:DD:282:ARG:NH2	2.22	0.54
36:A5:3160:U:H2'	36:A5:3161:C:C6	2.42	0.54
46:DH:91:ARG:NH2	46:DH:141:LYS:O	2.37	0.54
1:A2:839:U:C5	86:A2:2074:OHX:N6	2.76	0.54
36:A1:540:U:OP2	86:A1:3793:OHX:N4	2.40	0.54
36:A5:2234:G:N7	86:A5:3476:OHX:N1	2.54	0.54
2:AA:49:ASN:HB3	2:AA:52:LYS:CG	2.32	0.54
86:A1:3496:OHX:N1	86:A1:3650:OHX:N2	2.55	0.54
86:A1:3627:OHX:N6	86:A1:3710:OHX:N3	2.55	0.54
80:A6:542:A:H8	80:A6:543:C:H5'	1.71	0.54
36:A5:3288:G:C4	36:A5:3289:G:C8	2.95	0.54
80:A6:158:U:O2'	80:A6:159:U:H3'	2.07	0.54
52:BO:62[A]:THR:H	52:BO:69[A]:GLY:HA3	1.72	0.54
2:AA:9:LEU:HD22	2:AA:10:THR:H	1.72	0.54
36:A5:419:G:N7	86:A8:202:OHX:N3	2.55	0.54
36:A5:3275:U:C4	44:DF:60:ARG:HD2	69.84	0.54
52:BO:119[A]:VAL:HG23	56:BS:164:SER:HB3	1.88	0.54
38:A8:106:C:O2'	86:A8:215:OHX:N5	2.41	0.54
36:A1:627:U:H4'	36:A1:1399:A:O2'	2.06	0.54
17:AP:18:ARG:NH1	20:AS:90:ASN:O	2.40	0.54
1:A2:970:A:H5'	1:A2:971:A:OP2	2.07	0.54
54:DQ:153:PHE:O	54:DQ:161:LYS:HG2	2.06	0.54
40:DB:218:ILE:HG13	40:DB:276:THR:HG23	1.88	0.54
53:BP:125:GLN:HB2	53:BP:141:SER:HB2	1.90	0.54
36:A1:1645:U:H2'	36:A1:1646:G:H5'	1.89	0.54
17:CP:126:VAL:HG13	17:CP:127:ARG:H	1.73	0.54
1:A2:989:U:H2'	1:A2:990:C:C6	2.42	0.54
46:DH:162:GLN:HB2	46:DH:179:ILE:O	2.08	0.54
36:A1:1565:G:N2	36:A1:1574:C:C2	2.75	0.54
3:AB:180:THR:O	3:AB:184:LEU:HB2	2.08	0.54
19:AR:20:TYR:CZ	19:AR:38:ILE:HD11	2.42	0.54
18:AQ:47:LYS:HZ1	18:AQ:114:ARG:HD2	1.71	0.54
36:A1:1191:U:C4'	36:A1:1192:C:H5'	2.38	0.54
2:CA:70:PRO:HB2	2:CA:94:GLY:HA3	1.87	0.54
20:AS:31:ALA:O	20:AS:34:THR:HG23	2.07	0.54
3:AB:172:LEU:O	3:AB:176:VAL:HG23	2.08	0.54
1:A2:226:A:C2'	1:A2:227:U:H5'	2.38	0.54

Continued on next page...

Continued from previous page...

Atom-1	Atom-2	Interatomic distance (Å)	Clash overlap (Å)
51:BN:58:GLY:HA3	51:BN:142:ILE:HD11	1.90	0.54
51:BN:96:ARG:HG2	51:BN:96:ARG:NH1	2.22	0.54
1:A2:230:C:H2'	1:A2:231:U:H5''	1.90	0.54
10:AI:26:LYS:O	10:AI:29:LEU:HB3	2.07	0.54
86:A1:3471:OHX:N6	86:A1:3785:OHX:N5	2.55	0.54
86:A1:3503:OHX:N1	86:A1:3698:OHX:N4	2.56	0.54
86:A5:3617:OHX:N1	86:A5:3743:OHX:N4	2.55	0.54
86:CG:301:OHX:N5	86:CG:302:OHX:N3	2.55	0.54
80:A6:1304:G:H5'	80:A6:1322:A:OP2	2.07	0.54
55:BR:172:ARG:O	55:BR:176:ARG:HG2	2.08	0.54
58:DU:54:VAL:HG13	58:DU:67:SER:HB2	1.90	0.54
2:CA:126:PRO:HB2	2:CA:152:PRO:HG2	1.88	0.54
1:A2:1625:C:OP1	4:AC:91:ARG:NH2	2.40	0.54
80:A6:591:A:H2'	80:A6:592:A:C8	2.42	0.54
56:DS:12:ARG:HB3	56:DS:24:LEU:HD23	1.87	0.54
86:A5:3464:OHX:N1	86:A5:3732:OHX:N4	2.55	0.54
86:A5:3444:OHX:N4	86:A5:3695:OHX:N2	2.55	0.54
50:DM:49:PRO:HG3	50:DM:78:THR:HG23	1.90	0.54
2:AA:52:LYS:NZ	23:AV:82:VAL:O	2.35	0.54
40:BB:169:THR:HG21	40:BB:171:LEU:HD12	1.89	0.54
36:A1:2778:G:H2'	36:A1:2779:A:H5'	1.90	0.54
15:AN:114:ARG:HG2	15:AN:114:ARG:NH1	2.18	0.54
86:A5:3473:OHX:N1	86:A5:3680:OHX:N5	2.56	0.54
10:AI:36:THR:HG21	10:AI:173:PRO:HB2	1.90	0.54
1:A2:720:G:H1'	1:A2:721:U:H5''	1.90	0.54
86:A5:3516:OHX:N3	86:A5:3603:OHX:N5	2.55	0.54
36:A1:109:A:H4'	36:A1:110:G:OP1	2.07	0.54
86:A8:203:OHX:N2	86:A8:211:OHX:N4	2.55	0.54
36:A5:1192:C:H41	36:A5:1302:A:P	2.31	0.54
53:BP:51:VAL:HA	53:BP:56:ARG:O	2.08	0.54
1:A2:103:A:H4'	1:A2:104:A:OP2	2.07	0.54
56:DS:155:ARG:NH2	56:DS:172:TYR:H	2.06	0.54
50:BM:17:VAL:HG22	50:BM:36:VAL:O	2.08	0.54
80:A6:454:U:H5''	80:A6:455:C:C5	2.42	0.54
51:BN:46:ASP:OD1	51:BN:50:ARG:NH2	2.39	0.54
36:A5:32:U:O3'	51:DN:71:ARG:NH2	2.41	0.54
45:DG:78:PHE:CD2	45:DG:179:ILE:HD13	2.43	0.54
2:CA:105:GLY:N	2:CA:135:GLU:OE2	2.33	0.54
6:CE:120:SER:O	6:CE:164:LEU:HB2	2.07	0.54
43:BE:43:LEU:HD11	43:BE:85:ILE:HG13	1.90	0.54
63:DZ:110:ALA:O	63:DZ:114:VAL:HG23	2.08	0.54

Continued on next page...

Continued from previous page...

Atom-1	Atom-2	Interatomic distance (Å)	Clash overlap (Å)
36:A1:242:C:HO2'	36:A1:243:G:H8	1.56	0.54
11:CJ:129:ILE:HA	11:CJ:134:ILE:HG12	1.88	0.54
36:A5:1579:C:C2'	36:A5:1580:A:H5'	2.37	0.54
86:A5:3542:OHX:N5	86:A5:3662:OHX:N3	2.56	0.54
36:A5:2439:A:OP1	36:A5:2439:A:H4'	2.07	0.54
11:AJ:171:ARG:O	11:AJ:175:ARG:N	2.36	0.54
80:A6:696:C:C3'	80:A6:697:C:H5'	2.37	0.54
1:A2:592:A:OP1	11:AJ:39:LYS:HG2	2.07	0.54
36:A1:1240:A:H3'	36:A1:1241:U:H5'	1.89	0.54
36:A5:252:U:H4'	36:A5:253:A:O5'	2.08	0.54
36:A5:121:A:C2	45:DG:129:PRO:HB3	2.43	0.54
22:CU:95:ALA:HB1	22:CU:99:ILE:HG13	1.89	0.54
36:A5:2971:A:H5''	36:A5:2972:G:C5'	2.37	0.54
36:A5:96:G:H5'	49:DL:15:ARG:CZ	2.38	0.54
86:A2:1954:OHX:N6	86:A2:2071:OHX:N2	2.56	0.54
24:AW:83:ILE:HD12	24:AW:122:SER:HB2	1.89	0.54
48:DJ:82:ARG:HD2	48:DJ:112:LEU:HB2	1.89	0.54
36:A1:712:G:H2'	36:A1:713:U:C6	2.43	0.54
36:A1:3228:C:H4'	36:A1:3229:G:O5'	2.06	0.54
61:DX:44:PRO:O	61:DX:45:LYS:HB2	2.08	0.54
36:A1:2704:A:OP2	86:A1:3412:OHX:N4	2.40	0.54
18:AQ:127:LYS:NZ	18:AQ:131:GLY:O	2.38	0.54
48:BJ:59:ILE:HG21	48:BJ:65:ILE:HD11	1.90	0.54
80:A6:430:G:N7	86:A6:2083:OHX:N1	2.56	0.54
8:CG:120:GLU:HG3	8:CG:125:THR:HB	1.90	0.54
46:BH:29:GLY:HA3	46:BH:82:VAL:HG13	1.89	0.54
1:A2:480:G:N2	1:A2:509:G:H1'	2.22	0.54
1:A2:1217:A:H5'	1:A2:1217:A:H8	1.73	0.54
15:AN:113:PHE:HA	15:AN:116:ILE:HD12	1.90	0.54
2:CA:83:GLN:HG2	2:CA:99:ALA:HB1	1.89	0.54
26:AY:36:SER:O	26:AY:40:LEU:HG	2.08	0.54
36:A5:1915:A:H2'	36:A5:1916:U:C6	2.43	0.54
86:A5:3610:OHX:N1	86:A5:3814:OHX:N4	2.56	0.54
86:A5:3464:OHX:N5	86:A5:3732:OHX:N6	2.55	0.54
11:AJ:90:LYS:HB2	11:AJ:95:TYR:CD1	2.43	0.54
36:A1:818:C:OP2	86:A1:3800:OHX:N1	2.40	0.54
48:BJ:16:LYS:HG2	48:BJ:130:VAL:HG13	1.90	0.54
1:A2:138:A:N6	1:A2:266:A:H61	2.06	0.54
1:A2:142:G:O6	8:AG:177:ARG:NH1	2.36	0.54
80:A6:1098:U:C6	80:A6:1098:U:H5''	2.43	0.54
17:CP:18:ARG:CD	20:CS:90:ASN:HD21	2.20	0.54

Continued on next page...

Continued from previous page...

Atom-1	Atom-2	Interatomic distance (Å)	Clash overlap (Å)
9:AH:167:GLU:O	9:AH:170:GLN:HB2	2.07	0.54
8:CG:67:VAL:CG2	8:CG:99:GLY:HA2	2.37	0.54
1:A2:197:A:H2'	1:A2:198:A:C8	2.42	0.54
1:A2:1034:C:OP1	15:AN:9:LYS:NZ	2.40	0.54
1:A2:1370:U:O2'	1:A2:1371:A:OP2	2.20	0.54
36:A5:916:G:H5'	36:A5:917:A:OP1	2.08	0.54
1:A2:499:U:O2'	1:A2:500:C:O4'	2.15	0.54
86:A5:3516:OHX:N4	86:A5:3603:OHX:N1	2.55	0.54
80:A6:199:G:HO2'	80:A6:200:A:H8	1.54	0.54
13:CL:101:GLU:OE1	13:CL:103:ARG:NH2	2.33	0.54
59:BV:23:MET:HB2	59:BV:99:ALA:HA	1.90	0.54
36:A5:2244:A:H5''	39:DA:243:THR:HG1	1.71	0.54
46:BH:77:ASN:HB3	46:BH:151:VAL:HG21	1.89	0.54
80:A6:751:G:H2'	80:A6:752:A:C8	2.42	0.54
80:A6:947:U:H2'	80:A6:948:G:H8	1.72	0.54
60:DW:50:ALA:HA	60:DW:55:PHE:CG	2.43	0.54
2:CA:29:VAL:O	2:CA:30:GLN:HB3	2.06	0.54
80:A6:1417:A:O3'	18:CQ:128:LYS:HE3	2.07	0.54
80:A6:333:A:OP1	10:CI:31:ARG:NH2	2.41	0.54
6:CE:126:VAL:HG13	6:CE:158:ASP:O	2.07	0.54
23:AV:64:GLU:O	23:AV:68:SER:HB2	2.07	0.54
86:A5:3577:OHX:N6	86:A5:3729:OHX:N4	2.55	0.54
36:A5:2181:C:H5''	39:DA:193:ARG:NH2	2.23	0.54
10:AI:8:ARG:HH21	10:AI:21:PHE:H	1.54	0.54
36:A1:3195:U:O2'	36:A1:3197:G:N2	2.41	0.54
36:A5:3288:G:HO2'	36:A5:3289:G:H8	1.56	0.54
36:A5:2403:G:H3'	86:A5:3762:OHX:N4	2.22	0.54
36:A5:1307:G:C2	36:A5:1308:A:C2	2.96	0.54
52:DO:64[A]:PHE:HE1	52:DO:68[A]:ARG:NH1	2.05	0.54
36:A1:1256:G:O6	36:A1:1261:G:N2	2.41	0.54
11:CJ:171:ARG:NH1	11:CJ:174:ARG:HD3	2.22	0.54
86:A6:2015:OHX:N2	86:A6:2054:OHX:N5	2.55	0.54
3:CB:129:THR:OG1	3:CB:131:ASP:O	2.25	0.54
36:A5:2315:G:OP2	86:A5:3486:OHX:N3	2.41	0.54
36:A5:59:G:H4'	36:A5:60:A:H4'	1.88	0.54
51:BN:80:THR:HG21	51:BN:87:GLN:HA	1.90	0.54
2:AA:147:THR:OG1	2:AA:159:ALA:HB1	2.07	0.54
86:A1:3607:OHX:N6	86:A1:3789:OHX:N2	2.56	0.54
9:AH:73:VAL:HG12	9:AH:77:LEU:HB2	1.90	0.54
38:A8:126:A:O2'	38:A8:128:U:OP2	2.16	0.54
50:DM:16:GLU:HB3	56:DS:149:LYS:HB3	1.89	0.54

Continued on next page...

Continued from previous page...

Atom-1	Atom-2	Interatomic distance (Å)	Clash overlap (Å)
56:DS:79:VAL:HG21	56:DS:106:LEU:HD21	1.90	0.54
86:A5:3720:OHX:N1	86:A5:3722:OHX:N4	2.56	0.54
27:AZ:94:LYS:HD3	27:AZ:95:HIS:HB3	1.90	0.54
80:A6:1371:A:H5'	80:A6:1372:U:OP2	2.07	0.54
36:A5:1554:U:H4'	36:A5:1555:U:OP1	2.08	0.54
19:CR:31:ASN:HD22	19:CR:31:ASN:H	1.54	0.54
80:A6:1559:A:N1	20:CS:134:ARG:NH1	2.56	0.54
3:AB:61:LEU:HD23	3:AB:62:LYS:H	1.72	0.54
1:A2:542:A:O2'	1:A2:543:C:O5'	2.26	0.54
52:DO:64[A]:PHE:HE1	52:DO:68[A]:ARG:HH11	1.54	0.54
36:A1:3066:U:O4	86:A1:3692:OHX:N5	2.41	0.54
86:A6:1961:OHX:N5	86:A6:2009:OHX:N3	2.56	0.54
16:AO:13:VAL:N	16:AO:77:THR:OG1	2.38	0.54
45:BG:134:TYR:CG	45:BG:190:VAL:HG21	2.43	0.54
5:CD:60:GLY:O	5:CD:62:ASN:N	2.42	0.54
80:A6:86:A:OP2	86:A6:2067:OHX:N1	2.41	0.54
36:A1:1286:A:O2'	36:A1:1287:A:OP2	2.20	0.54
40:BB:370:PHE:CD2	40:BB:376:LYS:HG3	2.43	0.54
5:CD:167:PHE:CE1	5:CD:192:PRO:HB3	2.43	0.54
5:CD:157:LEU:HD23	5:CD:189:MET:HB2	1.90	0.54
48:DJ:28:ASP:HA	48:DJ:31:THR:HG23	1.89	0.54
26:CY:88:THR:O	26:CY:92:VAL:HG13	2.08	0.54
36:A5:436:A:H3'	86:A5:3811:OHX:N3	2.23	0.53
1:A2:79:C:H4'	8:AG:173:PRO:O	2.09	0.53
1:A2:1062:A:H2'	1:A2:1063:U:O4'	2.09	0.53
36:A5:1566:A:C2'	36:A5:1567:U:H5'	2.38	0.53
36:A5:595:G:C8	36:A5:609:G:C6	2.96	0.53
1:A2:542:A:H5''	1:A2:544:A:C8	2.43	0.53
12:AK:53:GLY:O	12:AK:55:VAL:N	2.39	0.53
15:CN:33:VAL:O	15:CN:37:ILE:HG12	2.07	0.53
9:AH:96:ARG:CZ	9:AH:124:LYS:HB3	2.38	0.53
1:A2:93:A:H4'	1:A2:94:U:OP2	2.07	0.53
86:A2:1954:OHX:N3	86:A2:2071:OHX:N5	2.56	0.53
36:A1:2705:A:OP2	86:A1:3412:OHX:N1	2.41	0.53
36:A1:2827:U:O4	86:A1:3410:OHX:N4	2.41	0.53
80:A6:1336:A:OP1	86:A6:2043:OHX:N1	2.41	0.53
1:A2:813:U:C5	55:BR:163:ARG:HD2	2.43	0.53
26:AY:51:GLU:OE2	26:AY:53:ASP:N	2.33	0.53
36:A1:3393:U:H2'	36:A1:3394:U:C6	2.43	0.53
40:BB:105:VAL:HG21	40:BB:148:LEU:HD13	1.89	0.53
36:A5:436:A:H5'	86:A5:3811:OHX:N4	2.23	0.53

Continued on next page...

Continued from previous page...

Atom-1	Atom-2	Interatomic distance (Å)	Clash overlap (Å)
47:BI:218:ALA:C	86:BI:303:OHX:N3	2.61	0.53
36:A5:2512:C:H5'	36:A5:2512:C:C6	2.30	0.53
1:A2:133:U:H4'	1:A2:134:U:OP2	2.07	0.53
1:A2:830:U:OP1	86:A2:2087:OHX:N3	2.41	0.53
20:CS:91:ASP:O	20:CS:92:ILE:HB	2.08	0.53
3:CB:57:ALA:O	3:CB:61:LEU:HB2	2.08	0.53
80:A6:542:A:O2'	80:A6:543:C:O5'	2.25	0.53
48:BJ:94:ARG:C	48:BJ:96:PHE:H	2.09	0.53
46:BH:13:PRO:HD2	46:BH:16:VAL:CG2	2.37	0.53
36:A5:1655:G:H8	36:A5:1655:G:H5''	1.73	0.53
23:CV:79:LEU:HD22	23:CV:82:VAL:HG21	1.90	0.53
36:A5:3273:A:C2'	36:A5:3274:A:H5'	2.38	0.53
14:CM:30:VAL:HB	14:CM:132:GLU:HG3	1.90	0.53
24:AW:37:PHE:CD2	24:AW:103:ILE:HD12	2.43	0.53
5:CD:161:GLY:O	5:CD:164:VAL:HG12	2.08	0.53
36:A5:2590:A:H2'	36:A5:2591:A:O5'	2.09	0.53
3:AB:34:ALA:HB2	3:AB:43:VAL:HG23	1.89	0.53
38:A4:125:U:HO2'	38:A4:126:A:P	2.31	0.53
13:AL:101:GLU:OE2	25:AX:16:ARG:NH2	2.40	0.53
40:DB:256:HIS:HA	40:DB:257:PRO:C	2.29	0.53
46:BH:162:GLN:HG3	46:BH:163:GLN:N	2.21	0.53
61:DX:132:ALA:O	61:DX:136:ALA:N	2.33	0.53
80:A6:246:G:C2	13:CL:40:LEU:HD22	2.43	0.53
1:A2:114:C:H5'	1:A2:114:C:H6	1.74	0.53
14:CM:52:LEU:HD12	14:CM:78:LEU:HB2	1.90	0.53
36:A1:2539:C:H5'	36:A1:2541:U:O4	2.08	0.53
86:A5:3577:OHX:N5	86:A5:3729:OHX:N1	2.56	0.53
40:BB:76:VAL:HG12	40:BB:325:LYS:HA	1.89	0.53
86:A2:1915:OHX:N6	86:A2:2074:OHX:N5	2.55	0.53
47:DI:38:LYS:CG	47:DI:41:ALA:HB2	2.38	0.53
86:A6:1915:OHX:N5	86:A6:2002:OHX:N6	2.56	0.53
36:A1:155:G:H5''	36:A1:156:G:C8	2.43	0.53
36:A1:2875:U:C4	86:A1:3757:OHX:N6	2.76	0.53
36:A1:2548:C:H5''	36:A1:2549:G:OP1	2.08	0.53
13:AL:84:ILE:HD12	13:AL:86:ILE:HG23	1.90	0.53
38:A8:74:U:O2	86:A8:207:OHX:N5	2.41	0.53
13:CL:21:ASN:ND2	13:CL:31:THR:HA	2.23	0.53
36:A1:781:G:OP1	54:BQ:151:ARG:HD2	2.09	0.53
12:AK:12:HIS:NE2	12:AK:49:LEU:HD21	2.24	0.53
86:A8:203:OHX:N6	86:A8:211:OHX:N3	2.56	0.53
22:CU:99:ILE:HD13	22:CU:99:ILE:H	1.73	0.53

Continued on next page...

Continued from previous page...

Atom-1	Atom-2	Interatomic distance (Å)	Clash overlap (Å)
36:A1:3294:A:H2'	36:A1:3295:A:O4'	2.08	0.53
1:A2:283:U:H5''	8:AG:188:ARG:HD3	1.91	0.53
3:AB:34:ALA:N	3:AB:41:ARG:O	2.29	0.53
1:A2:1354:G:H5'	1:A2:1355:C:OP2	2.07	0.53
55:DR:105:LEU:HG	55:DR:138:LEU:HD12	1.89	0.53
58:DU:58:GLU:HB2	58:DU:63:VAL:HA	1.90	0.53
1:A2:981:U:H2'	1:A2:982:U:H5'	1.91	0.53
55:BR:180:LYS:HD3	55:BR:184:LEU:HD12	1.91	0.53
36:A5:3198:U:H4'	36:A5:3199:G:OP2	2.08	0.53
6:AE:159:THR:HG23	6:AE:173:ILE:HD13	1.89	0.53
36:A5:2209:U:H4'	36:A5:2210:G:OP1	2.08	0.53
56:DS:46:GLN:HG2	56:DS:51:VAL:O	2.09	0.53
80:A6:1294:G:O6	86:A6:1925:OHX:N5	2.42	0.53
11:CJ:129:ILE:HA	11:CJ:134:ILE:CG1	2.39	0.53
86:A5:3444:OHX:N4	86:A5:3695:OHX:N5	2.57	0.53
36:A1:2533:G:C6	86:A1:3751:OHX:N4	2.76	0.53
36:A1:540:U:H2'	36:A1:541:U:C6	2.43	0.53
36:A1:516:A:O3'	44:BF:60:ARG:NH2	2.42	0.53
80:A6:1229:G:H1	14:CM:47:GLU:HG2	1.73	0.53
9:AH:35:LYS:NZ	9:AH:39:ARG:HD2	2.23	0.53
44:DF:158:LYS:HD2	44:DF:159:GLN:CA	2.36	0.53
36:A1:2107:A:C2	36:A1:3344:A:H8	2.25	0.53
1:A2:717:C:H2'	1:A2:718:U:H5''	1.90	0.53
80:A6:793:A:H3'	80:A6:794:U:H5'	1.90	0.53
86:A5:3515:OHX:N2	86:A5:3723:OHX:N5	2.56	0.53
5:AD:34:TYR:OH	5:AD:37:VAL:HG22	2.07	0.53
13:AL:6:THR:CB	13:AL:9:SER:HB3	2.38	0.53
41:DC:91:GLY:O	41:DC:94:CYS:HB2	2.09	0.53
86:A2:1907:OHX:N5	86:A2:2086:OHX:N6	2.56	0.53
36:A1:1241:U:H4'	36:A1:1242:G:OP1	2.07	0.53
39:BA:128:ARG:HA	39:BA:169:ILE:HD13	1.91	0.53
14:CM:75:VAL:O	14:CM:79:ALA:N	2.38	0.53
1:A2:206:A:OP2	86:A2:1980:OHX:N5	2.41	0.53
86:A8:203:OHX:N5	86:A8:211:OHX:N3	2.57	0.53
86:A2:1922:OHX:N2	86:A2:1978:OHX:N6	2.56	0.53
36:A1:208:C:H2'	36:A1:209:A:H5'	1.91	0.53
40:DB:84:VAL:HG13	40:DB:162:VAL:HB	1.91	0.53
80:A6:811:A:C2	80:A6:858:G:H1'	2.44	0.53
54:BQ:3:ILE:HG13	54:BQ:5:HIS:CE1	2.44	0.53
80:A6:1776:A:H2'	80:A6:1777:G:C8	2.43	0.53
39:DA:149:ARG:NH2	39:DA:252:THR:O	2.42	0.53

Continued on next page...

Continued from previous page...

Atom-1	Atom-2	Interatomic distance (Å)	Clash overlap (Å)
80:A6:779:U:O2'	80:A6:780:A:OP1	2.20	0.53
36:A1:2223:A:H8	36:A1:2223:A:OP2	1.90	0.53
36:A1:1103:A:N3	36:A1:1103:A:H2'	2.23	0.53
36:A5:2844:C:H5''	36:A5:2845:A:OP2	2.09	0.53
13:CL:109:VAL:HG11	13:CL:125:VAL:HG11	1.91	0.53
36:A5:2778:G:H2'	36:A5:2779:A:H5'	1.90	0.53
36:A5:2778:G:C2'	36:A5:2779:A:H5'	2.38	0.53
15:CN:114:ARG:CG	15:CN:114:ARG:HH11	2.16	0.53
36:A5:2438:A:C6	36:A5:2510:U:N3	2.77	0.53
36:A1:517:G:H8	36:A1:517:G:C5'	2.17	0.53
18:AQ:113:ASP:CG	18:AQ:115:THR:H	2.12	0.53
6:CE:9:LEU:HD12	6:CE:30:ARG:HA	1.89	0.53
9:AH:30:SER:HB2	9:AH:34:LEU:HB2	1.90	0.53
56:BS:155:ARG:HD3	56:BS:172:TYR:CG	2.43	0.53
42:BD:50:ARG:NH1	42:BD:72:ASP:OD2	2.42	0.53
80:A6:66:U:H5	8:CG:173:PRO:HG3	1.72	0.53
36:A1:1231:A:H5''	36:A1:1232:C:H5'	1.90	0.53
47:BI:76:MET:CE	47:BI:138:VAL:HG11	2.38	0.53
36:A5:420:G:OP1	36:A5:420:G:O5'	2.26	0.53
1:A2:61:A:H8	1:A2:269:G:O2'	1.92	0.53
36:A5:1085:A:H5'	36:A5:1085:A:H8	1.72	0.53
19:AR:44:LYS:HG2	19:AR:48:ASN:HD21	1.74	0.53
80:A6:955:A:OP1	15:CN:3:ARG:NH1	2.42	0.53
43:DE:50:LYS:HG2	43:DE:74:VAL:HG21	1.89	0.53
24:CW:5:SER:HB3	24:CW:8:ALA:HB3	1.89	0.53
51:DN:47:LYS:HE3	51:DN:51:LEU:HD11	1.91	0.53
9:AH:111:LYS:O	9:AH:112:ARG:HB2	2.07	0.53
5:CD:137:VAL:HG22	5:CD:151:LYS:HG3	1.90	0.53
36:A1:3246:G:O6	86:A1:3657:OHX:N4	2.40	0.53
13:AL:14:GLN:HB3	13:AL:54:ILE:HG21	1.91	0.53
51:DN:119:TYR:OH	51:DN:131:GLU:OE1	2.16	0.53
13:CL:57:LYS:HD3	13:CL:131:ILE:HG23	1.90	0.53
13:AL:57:LYS:HB2	13:AL:110:HIS:NE2	2.24	0.53
11:AJ:151:ASP:N	11:AJ:151:ASP:OD1	2.39	0.53
1:A2:425:A:H5'	1:A2:425:A:H8	1.72	0.53
36:A1:94:G:H2'	36:A1:95:A:C8	2.43	0.53
53:BP:30:ARG:HD3	53:BP:30:ARG:C	2.29	0.53
86:A5:3580:OHX:N1	86:A5:3660:OHX:N2	2.57	0.53
36:A5:2174:G:OP2	39:DA:193:ARG:NH1	2.42	0.53
36:A5:3186:A:C2	46:DH:44:THR:HG22	2.43	0.53
36:A5:741:U:H2'	36:A5:742:G:O4'	2.09	0.53

Continued on next page...

Continued from previous page...

Atom-1	Atom-2	Interatomic distance (Å)	Clash overlap (Å)
86:A1:3495:OHX:N4	86:A1:3584:OHX:N3	2.56	0.53
52:BO:84[A]:LEU:HD13	52:BO:102[A]:LEU:HD21	1.91	0.53
80:A6:1058:U:O2'	80:A6:1059:U:H5''	2.08	0.53
36:A5:2299:A:OP2	86:A5:3474:OHX:N1	2.42	0.53
17:CP:28:MET:HE3	17:CP:33:PHE:HB2	1.89	0.53
36:A5:419:G:O3'	36:A5:420:G:OP2	2.24	0.53
80:A6:1656:U:H5''	80:A6:1657:U:OP2	2.08	0.53
14:CM:132:GLU:O	14:CM:136:ILE:HD13	2.08	0.53
38:A8:156:U:HO2'	38:A8:157:U:P	2.31	0.53
62:BY:40:ARG:HG3	62:BY:45:ILE:O	2.08	0.53
37:A7:49:G:H4'	37:A7:50:U:O5'	2.08	0.53
1:A2:420:A:H2'	1:A2:421:A:O4'	2.08	0.53
49:DL:75:PHE:H	49:DL:97:VAL:HA	1.72	0.53
36:A5:685:G:OP2	49:DL:35:ARG:NH1	2.41	0.53
36:A5:790:U:H4'	41:DC:112:LYS:HG2	1.91	0.53
52:BO:39[A]:GLU:HG2	52:BO:40[A]:GLU:HG2	1.89	0.53
36:A5:2541:U:H4'	36:A5:2542:U:OP1	2.09	0.53
22:CU:15:GLN:O	22:CU:16:GLN:HB2	2.09	0.53
22:CU:18:GLN:O	22:CU:19:ILE:HG13	2.09	0.53
2:AA:81:PHE:HB3	2:AA:170:ILE:HD13	1.91	0.53
36:A1:3169:U:H2'	36:A1:3170:A:O4'	2.08	0.53
21:CT:126:GLU:H	21:CT:126:GLU:CD	2.12	0.53
36:A5:3057:U:O2'	36:A5:3059:G:OP1	2.27	0.53
9:CH:151:LYS:HG3	9:CH:182:VAL:HG12	1.89	0.53
50:BM:48:GLY:HA3	50:BM:53:VAL:HG13	1.90	0.53
86:A2:2017:OHX:N6	86:A2:2076:OHX:N2	2.57	0.53
86:A1:3483:OHX:N1	86:A1:3806:OHX:N2	2.57	0.53
36:A1:2227:C:H3'	36:A1:2227:C:C6	2.43	0.53
16:AO:117:ASP:OD1	16:AO:119:THR:HG23	2.08	0.53
36:A1:3275:U:C2'	36:A1:3276:G:OP1	2.57	0.53
9:AH:16:LEU:HA	9:AH:19:GLN:HG3	1.90	0.53
86:A6:1915:OHX:N1	86:A6:2002:OHX:N3	2.57	0.53
36:A1:3195:U:O2'	36:A1:3196:U:H5'	2.08	0.53
40:DB:37:ARG:CG	40:DB:187:SER:H	2.19	0.53
80:A6:470:A:C8	80:A6:470:A:H5'	2.44	0.53
38:A4:79:A:O3'	38:A4:80:A:H4'	2.09	0.53
86:A1:3495:OHX:N1	86:A1:3584:OHX:N5	2.57	0.53
36:A5:2573:G:H2'	36:A5:2574:G:O4'	2.09	0.53
14:CM:69:ALA:HA	14:CM:71:ILE:HG23	1.89	0.53
36:A5:145:G:O6	86:A5:3533:OHX:N5	2.42	0.53
18:AQ:35:PRO:HG2	18:AQ:38:LEU:HG	1.90	0.53

Continued on next page...

Continued from previous page...

Atom-1	Atom-2	Interatomic distance (Å)	Clash overlap (Å)
36:A5:1192:C:C5	86:A5:3604:OHX:N4	2.77	0.53
80:A6:922:G:H2'	80:A6:923:A:C8	2.42	0.53
57:DT:12:ARG:HD3	57:DT:13:TYR:CE1	2.43	0.53
61:DX:105:VAL:HG11	61:DX:126:LEU:HD13	1.89	0.53
86:A1:3503:OHX:N1	86:A1:3698:OHX:N3	2.57	0.53
36:A1:2662:G:H2'	36:A1:2663:G:C8	2.44	0.53
36:A5:1716:U:H5'	36:A5:1716:U:C6	2.44	0.53
36:A5:2317:A:OP2	86:A5:3716:OHX:N6	2.42	0.53
36:A1:612:U:OP1	43:BE:21:THR:HB	2.08	0.53
36:A1:1805:C:H2'	36:A1:1806:A:C8	2.44	0.53
42:DD:202:GLY:O	42:DD:206:GLN:HG3	2.08	0.53
57:BT:56:PHE:CZ	57:BT:78:LYS:HD3	2.44	0.53
20:CS:24:GLY:O	20:CS:59:GLY:N	2.35	0.53
36:A1:1477:A:OP1	36:A1:3075:G:O2'	2.23	0.53
36:A5:2733:A:H2'	36:A5:2734:A:O4'	2.09	0.53
41:BC:286:VAL:HA	41:BC:289:ILE:HG13	1.91	0.53
1:A2:20:G:H5'	1:A2:571:G:C5	2.43	0.53
1:A2:1514:U:O2	1:A2:1514:U:H5'	2.07	0.53
36:A1:1561:G:N1	36:A1:1578:C:N4	2.57	0.53
36:A5:1940:G:H21	36:A5:3362:A:H8	1.55	0.53
86:A5:3487:OHX:N1	86:A5:3644:OHX:N2	2.57	0.53
40:DB:35:ASP:OD2	40:DB:37:ARG:HD2	2.09	0.53
80:A6:1568:C:OP2	20:CS:36:LYS:NZ	2.41	0.53
3:AB:157:GLN:H	3:AB:160:HIS:HB2	1.74	0.53
36:A5:2568:C:N4	36:A5:2574:G:O6	2.42	0.53
36:A5:644:G:H2'	36:A5:2372:A:N7	2.24	0.53
80:A6:580:A:OP1	86:A6:2069:OHX:N5	2.42	0.53
36:A5:2257:C:H2'	36:A5:2258:U:O4'	2.09	0.53
1:A2:823:G:O2'	1:A2:824:G:O5'	2.24	0.53
1:A2:1487:A:H2'	1:A2:1488:G:C8	2.44	0.53
36:A1:3018:C:H2'	36:A1:3019:U:O4'	2.09	0.53
1:A2:1149:G:H1'	1:A2:1765:A:C4	2.44	0.53
36:A5:1310:G:O6	86:A5:3541:OHX:N4	2.42	0.53
8:CG:63:MET:HE1	8:CG:106:LEU:HD13	1.91	0.53
80:A6:879:G:O2'	15:CN:105:ASN:HB3	2.09	0.53
2:AA:109:ASN:O	2:AA:112:THR:HG22	2.08	0.53
5:AD:211:PRO:O	5:AD:212:LYS:HB2	2.08	0.53
36:A5:2364:G:H22	36:A5:2396:G:H1'	1.74	0.53
36:A5:563:U:OP1	56:DS:71:LYS:NZ	2.42	0.53
14:CM:58:LEU:HG	14:CM:126:TRP:CZ3	2.43	0.53
9:AH:46:ILE:HG12	9:AH:60:ILE:HG23	1.90	0.53

Continued on next page...

Continued from previous page...

Atom-1	Atom-2	Interatomic distance (Å)	Clash overlap (Å)
1:A2:1528:U:OP1	7:AF:109:LYS:HG2	2.09	0.53
46:DH:163:GLN:HB3	46:DH:166:ARG:HH11	1.74	0.53
52:DO:110[B]:PRO:HB2	52:DO:111[B]:PRO:HD2	1.91	0.53
86:A2:1975:OHX:N3	86:A2:1989:OHX:N5	2.57	0.53
6:CE:57:ASN:HB3	6:CE:59:ARG:H	1.74	0.53
36:A1:911:C:N4	39:BA:3:ARG:HD3	2.24	0.53
86:A1:3599:OHX:N6	86:A1:3776:OHX:N3	2.57	0.53
1:A2:611:U:OP2	25:AX:5:LYS:HE2	2.09	0.53
48:BJ:80:LEU:O	48:BJ:84:LEU:HB2	2.09	0.53
45:DG:41:GLN:HG3	45:DG:42:PRO:HD2	1.90	0.53
7:AF:94:THR:O	7:AF:97:LEU:HB2	2.09	0.53
80:A6:812:A:OP1	80:A6:814:A:C8	2.62	0.53
36:A1:1095:U:H4'	36:A1:1096:U:H5''	1.91	0.53
80:A6:1495:C:OP1	86:A6:2085:OHX:N6	2.41	0.53
12:AK:14:TYR:CE2	12:AK:21:VAL:HG22	2.43	0.53
36:A1:1175:C:H5''	52:BO:25[B]:LYS:HG2	1.90	0.53
86:A5:3569:OHX:N1	86:A5:3738:OHX:N2	2.57	0.53
7:CF:68:ILE:HD13	7:CF:69:PHE:N	2.24	0.53
8:AG:139:ASN:HA	8:AG:142:ARG:HB2	1.91	0.53
6:AE:104:ASP:HB2	6:AE:108:ARG:H	1.72	0.53
36:A5:600:G:H8	36:A5:600:G:H5''	1.72	0.53
36:A5:2425:G:H2'	36:A5:2426:U:O4'	2.08	0.53
36:A5:356:C:OP2	86:A5:3750:OHX:N2	2.42	0.53
41:DC:326:ARG:O	44:DF:41:ARG:NH2	2.40	0.53
36:A5:2550:U:C6	45:DG:37:GLY:HA3	2.44	0.53
9:CH:78:THR:HG22	9:CH:92:PHE:HE1	1.74	0.53
1:A2:927:C:H1'	16:AO:125:SER:HB2	1.91	0.53
3:AB:128:LYS:HE3	3:AB:132:ASP:HB3	1.90	0.53
36:A5:3153:U:H4'	36:A5:3154:C:H5'	1.90	0.53
26:AY:49:LYS:HD3	26:AY:49:LYS:N	2.24	0.53
36:A5:929:A:H2'	36:A5:930:U:C6	2.44	0.53
44:BF:176:TYR:CZ	44:BF:197:GLN:HG2	2.44	0.53
42:BD:209:GLU:O	42:BD:211:LEU:N	2.42	0.53
43:BE:52:VAL:HG11	43:BE:65:ILE:HG13	1.90	0.53
1:A2:1686:C:C2'	1:A2:1687:U:C6	2.79	0.53
1:A2:1595:U:H3	1:A2:1600:A:H2	1.56	0.53
1:A2:918:U:O3'	16:AO:18:ARG:NH1	2.42	0.53
10:AI:8:ARG:HH21	10:AI:21:PHE:N	2.07	0.53
36:A5:742:G:N7	86:A5:3518:OHX:N2	2.56	0.53
36:A5:2403:G:H22	36:A5:2404:A:H62	1.55	0.53
47:BI:174:THR:HG22	47:BI:176:LEU:H	1.72	0.53

Continued on next page...

Continued from previous page...

Atom-1	Atom-2	Interatomic distance (Å)	Clash overlap (Å)
80:A6:190:C:H1'	80:A6:191:C:H5'	1.91	0.53
36:A1:13:A:H5''	36:A1:13:A:C8	2.43	0.53
80:A6:375:U:OP1	25:CX:23:ARG:NH2	2.39	0.53
36:A5:2995:A:H5''	36:A5:2996:U:OP2	2.08	0.53
5:CD:202:LEU:C	5:CD:204:ASP:H	2.12	0.53
58:DU:47:VAL:C	58:DU:49:ASN:H	2.13	0.53
80:A6:698:U:O4	86:A6:1930:OHX:N3	2.42	0.53
42:BD:148:ILE:HG12	42:BD:159:VAL:HG11	1.90	0.53
86:A5:3569:OHX:N3	86:A5:3738:OHX:N4	2.56	0.53
1:A2:325:G:H4'	13:AL:83:THR:HG21	1.90	0.53
59:BV:87:ARG:HH22	59:BV:137:VAL:HG22	1.74	0.53
14:AM:67:THR:C	14:AM:69:ALA:H	2.11	0.53
86:A2:1954:OHX:N4	86:A2:2071:OHX:N2	2.57	0.53
44:DF:96:PRO:O	44:DF:99:PRO:HD2	2.09	0.53
36:A5:1214:U:H2'	36:A5:1215:U:C6	2.43	0.53
47:DI:50:VAL:HG13	47:DI:167:LEU:HA	1.91	0.53
55:DR:167:ARG:HH11	55:DR:167:ARG:HB3	1.74	0.53
36:A1:874:U:H5'	36:A1:875:G:OP1	2.09	0.53
61:BX:139:ILE:HG12	61:BX:141:TYR:CD2	2.44	0.53
80:A6:330:G:OP2	10:CI:172:ARG:NH1	2.42	0.53
1:A2:290:G:O6	86:A2:2045:OHX:N2	2.41	0.53
13:AL:75:VAL:HG12	13:AL:119:VAL:HA	1.91	0.53
41:BC:295:ILE:O	41:BC:299:ILE:HG12	2.09	0.53
80:A6:1263:G:C2	80:A6:1264:G:H1'	2.44	0.53
1:A2:767:U:H5	11:AJ:142:ASN:H	1.55	0.53
55:DR:128:LYS:HG2	55:DR:128:LYS:O	2.08	0.53
22:AU:23:ARG:HD3	22:AU:92:ASP:OD1	2.09	0.53
42:BD:111:GLN:C	42:BD:113:LEU:H	2.12	0.53
4:AC:234:PRO:O	4:AC:235:LEU:HB2	2.09	0.53
80:A6:486:G:O2'	80:A6:487:G:H5'	2.09	0.52
11:AJ:105:LEU:O	11:AJ:108:ARG:HG3	2.09	0.52
36:A1:1363:A:OP2	86:A1:3591:OHX:N6	2.42	0.52
86:A6:1915:OHX:N2	86:A6:2002:OHX:N4	2.57	0.52
80:A6:678:A:H2'	80:A6:679:U:C6	2.44	0.52
1:A2:765:G:C4	11:AJ:149:ARG:CZ	2.92	0.52
80:A6:76:A:N3	80:A6:76:A:H2'	2.24	0.52
2:AA:59:LEU:HD11	23:AV:79:LEU:HD11	1.91	0.52
80:A6:1540:G:C6	80:A6:1541:G:C4	2.96	0.52
26:CY:29:HIS:CE1	26:CY:69:SER:HG	2.27	0.52
1:A2:533:U:C4'	26:AY:33:ALA:HB2	2.39	0.52
44:BF:27:ALA:O	44:BF:31:ALA:N	2.42	0.52

Continued on next page...

Continued from previous page...

Atom-1	Atom-2	Interatomic distance (Å)	Clash overlap (Å)
36:A1:1636:U:H5''	63:BZ:73:LYS:NZ	2.23	0.52
42:BD:152:ARG:HG3	42:BD:152:ARG:HH11	1.74	0.52
5:CD:167:PHE:O	5:CD:190:ARG:HG2	2.09	0.52
1:A2:1241:G:H5''	17:AP:77:ARG:HB2	1.90	0.52
45:BG:50:VAL:HG22	45:BG:52:TRP:CE2	2.44	0.52
36:A5:1599:G:OP1	86:A5:3653:OHX:N4	2.42	0.52
80:A6:1334:U:H2'	80:A6:1335:U:C6	2.44	0.52
1:A2:632:U:OP1	13:AL:102:LYS:HG3	2.08	0.52
14:CM:45:LEU:O	14:CM:49:THR:HG23	2.08	0.52
4:CC:108:ASN:ND2	4:CC:108:ASN:O	2.42	0.52
24:AW:72:CYS:HB3	24:AW:129:VAL:HG13	1.90	0.52
21:AT:57:ARG:NH2	21:AT:80:TYR:HB3	2.24	0.52
1:A2:1473:U:O2	1:A2:1473:U:H2'	2.08	0.52
36:A5:725:G:C2'	36:A5:726:G:H5''	2.39	0.52
6:CE:52:LEU:HB3	6:CE:54:TYR:HD2	1.73	0.52
36:A1:1816:A:O2'	36:A1:1817:G:OP1	2.25	0.52
1:A2:513:U:H2'	1:A2:514:G:C8	2.44	0.52
36:A5:3052:G:N7	86:A5:3700:OHX:N3	2.57	0.52
36:A5:1481:A:O2'	36:A5:1858:A:N3	2.40	0.52
86:A5:3569:OHX:N1	86:A5:3738:OHX:N4	2.56	0.52
9:CH:114:ARG:O	9:CH:117:THR:HB	2.09	0.52
36:A1:2314:U:O4	86:A1:3424:OHX:N5	2.42	0.52
9:AH:104:ARG:O	9:AH:106:SER:N	2.42	0.52
1:A2:872:G:H2'	1:A2:873:U:O4'	2.09	0.52
86:A1:3479:OHX:N5	86:A1:3795:OHX:N3	2.57	0.52
86:A1:3607:OHX:N3	86:A1:3789:OHX:N4	2.57	0.52
36:A1:2828:G:P	47:BI:7:ARG:HH12	2.32	0.52
1:A2:520:A:H2'	1:A2:521:A:C8	2.44	0.52
6:AE:241:GLY:O	6:AE:244:ILE:HG12	2.09	0.52
16:CO:61:MET:O	16:CO:65:GLN:HG2	2.09	0.52
41:DC:311:HIS:NE2	41:DC:314:LYS:HA	2.24	0.52
1:A2:1647:U:O2	6:AE:2:ALA:HA	65.62	0.52
36:A1:1113:G:OP2	86:A1:3619:OHX:N1	2.43	0.52
27:CZ:61:SER:H	27:CZ:64:VAL:HG23	1.74	0.52
36:A5:996:A:H2'	36:A5:997:A:O4'	2.09	0.52
36:A1:503:C:O2	43:BE:23:LYS:HE2	2.09	0.52
36:A5:3354:U:H4'	36:A5:3355:U:H5''	1.91	0.52
1:A2:1572:G:H1'	7:AF:185:ARG:HH22	1.74	0.52
36:A1:2242:A:H5''	39:BA:244:GLY:HA3	1.90	0.52
36:A5:3243:A:OP1	52:DO:159[A]:LYS:NZ	2.40	0.52
80:A6:1268:G:H1'	80:A6:1448:G:H5''	1.90	0.52

Continued on next page...

Continued from previous page...

Atom-1	Atom-2	Interatomic distance (Å)	Clash overlap (Å)
80:A6:577:G:C8	80:A6:577:G:H3'	2.44	0.52
39:BA:44:ILE:H	39:BA:44:ILE:HD12	1.72	0.52
7:AF:103:ASN:HA	7:AF:106:LYS:HD2	1.92	0.52
51:DN:8:GLU:HG3	51:DN:50:ARG:NH1	2.16	0.52
80:A6:826:U:H2'	80:A6:827:C:C6	2.45	0.52
36:A5:1017:C:P	36:A5:1017:C:H2'	2.50	0.52
1:A2:717:C:N4	1:A2:720:G:H22	2.03	0.52
86:A5:3516:OHX:N3	86:A5:3603:OHX:N1	2.56	0.52
63:DZ:4:PHE:O	63:DZ:5:LEU:HG	2.10	0.52
36:A5:3218:A:H5''	36:A5:3219:G:C5	2.44	0.52
36:A1:3155:U:O4	86:A1:3704:OHX:N6	2.41	0.52
80:A6:753:A:OP1	6:CE:220:THR:HG22	2.09	0.52
86:A5:3492:OHX:N4	86:A5:3737:OHX:N3	2.57	0.52
36:A1:1064:A:H5''	36:A1:1066:G:O4'	2.09	0.52
2:AA:27:ARG:HG2	2:AA:28:ASN:H	1.75	0.52
1:A2:6:G:OP2	4:AC:205:ARG:HD2	2.10	0.52
80:A6:862:A:OP1	15:CN:20:ARG:NE	2.38	0.52
1:A2:237:C:H4'	1:A2:238:U:H5'	1.90	0.52
36:A5:353:G:N7	48:DJ:55:ARG:HD3	107.39	0.52
36:A1:2662:G:H2'	36:A1:2663:G:H8	1.75	0.52
12:AK:1:MET:HG2	12:AK:2:LEU:H	1.73	0.52
80:A6:1549:C:OP1	17:CP:42:ARG:NH1	2.36	0.52
36:A1:1103:A:H4'	36:A1:1104:G:OP2	2.10	0.52
36:A1:1895:A:O2'	36:A1:3053:G:H4'	2.08	0.52
2:CA:142:PRO:HB3	23:CV:34:ILE:CD1	2.40	0.52
36:A5:1386:A:N7	41:DC:183:LYS:HE3	2.25	0.52
40:DB:210:GLU:O	40:DB:213:GLU:HB2	2.09	0.52
80:A6:570:A:H5''	80:A6:571:G:OP2	2.09	0.52
52:BO:10[B]:ASP:HB2	52:BO:117[B]:ARG:HG3	1.92	0.52
39:DA:143:GLU:O	39:DA:145:LYS:N	2.42	0.52
36:A1:2842:U:OP1	36:A1:2844:C:N4	2.42	0.52
17:AP:87:PRO:HD3	17:AP:112:LEU:HD22	1.91	0.52
10:AI:76:THR:HG22	10:AI:108:PRO:HG2	1.91	0.52
36:A1:1323:G:O3'	56:BS:2:ALA:HA	2.09	0.52
41:DC:157:GLU:HG2	41:DC:209:TYR:HB2	1.91	0.52
40:DB:265:ALA:C	40:DB:266:ARG:HG2	2.30	0.52
22:CU:37:VAL:HG13	22:CU:107:THR:HG22	1.90	0.52
36:A1:863:C:H2'	36:A1:864:G:O4'	2.08	0.52
7:CF:33:VAL:HG13	7:CF:37:GLN:NE2	2.24	0.52
86:A5:3577:OHX:N2	86:A5:3729:OHX:N4	2.58	0.52
1:A2:1011:G:OP2	86:A2:1970:OHX:N6	2.42	0.52

Continued on next page...

Continued from previous page...

Atom-1	Atom-2	Interatomic distance (Å)	Clash overlap (Å)
36:A1:818:C:N3	36:A1:920:A:H5'	2.25	0.52
51:DN:31:ARG:HG3	51:DN:129:TYR:OH	2.09	0.52
36:A5:2211:U:C5	36:A5:2234:G:O6	2.59	0.52
17:CP:18:ARG:NH2	17:CP:38:PRO:HG3	2.25	0.52
39:DA:140:ASN:OD1	39:DA:142:ASP:HB3	2.10	0.52
20:AS:26:ILE:HD13	20:AS:30:TYR:HB2	1.91	0.52
1:A2:487:G:H3'	1:A2:488:G:H5''	1.92	0.52
1:A2:542:A:O2'	1:A2:543:C:P	2.67	0.52
80:A6:198:A:C2'	80:A6:199:G:H5'	2.39	0.52
86:A2:1907:OHX:N1	86:A2:2086:OHX:N4	2.58	0.52
36:A1:1278:A:O2'	36:A1:1279:C:H6	1.92	0.52
51:BN:16:SER:O	51:BN:20:ARG:HG2	2.09	0.52
27:AZ:41:ILE:HG13	27:AZ:42:LEU:HG	1.91	0.52
1:A2:287:G:O2'	1:A2:288:A:OP2	2.24	0.52
3:AB:174:LYS:HB2	3:AB:174:LYS:NZ	2.25	0.52
1:A2:1474:G:H2'	1:A2:1475:A:H8	1.73	0.52
36:A5:567:G:O6	86:A5:3646:OHX:N2	2.42	0.52
1:A2:240:U:H1'	1:A2:241:U:P	2.49	0.52
36:A1:975:C:H2'	36:A1:976:U:C6	2.44	0.52
86:A1:3766:OHX:N1	51:BN:204:LYS:O	2.42	0.52
36:A5:2284:C:O2	86:A5:3708:OHX:N1	2.41	0.52
6:CE:77:ARG:HH11	6:CE:77:ARG:HG3	1.74	0.52
36:A1:1472:U:H5'	55:BR:4:LEU:HB2	1.91	0.52
40:DB:332:ARG:NH1	40:DB:333:LYS:HD2	2.24	0.52
17:CP:73:PRO:HD2	17:CP:93:VAL:HG23	1.92	0.52
47:BI:9:TYR:CG	47:BI:97:LEU:HD13	2.44	0.52
80:A6:180:A:H2'	80:A6:181:A:O4'	2.09	0.52
10:AI:117:TYR:CD1	10:AI:150:ALA:HB2	2.44	0.52
40:BB:25:ILE:HD13	40:BB:25:ILE:N	2.24	0.52
41:DC:271:LYS:HB2	41:DC:274:TYR:HB3	1.90	0.52
36:A1:514:G:N3	41:BC:341:SER:OG	2.40	0.52
3:AB:133:TYR:CD2	3:AB:181:LEU:HD11	2.44	0.52
1:A2:838:G:C6	86:A2:2074:OHX:N2	2.78	0.52
80:A6:152:U:C2	80:A6:163:G:N2	2.78	0.52
36:A5:172:G:H2'	36:A5:173:G:H5''	1.91	0.52
53:BP:28:ASN:O	53:BP:32:THR:HG22	2.10	0.52
41:DC:300:ARG:HG2	41:DC:300:ARG:NH1	2.24	0.52
36:A1:1307:G:H5''	52:BO:60[A]:LYS:NZ	2.25	0.52
1:A2:190:C:O2'	1:A2:191:C:OP2	2.23	0.52
42:BD:58:LYS:HD2	42:BD:93:THR:HG21	1.91	0.52
1:A2:1370:U:O4	86:A2:2002:OHX:N5	2.43	0.52

Continued on next page...

Continued from previous page...

Atom-1	Atom-2	Interatomic distance (Å)	Clash overlap (Å)
36:A1:1942:U:HO2'	36:A1:3345:G:HO2'	1.56	0.52
36:A1:2897:A:H2'	36:A1:2899:C:C5'	2.36	0.52
1:A2:515:A:OP2	86:A2:1949:OHX:N3	2.43	0.52
4:CC:53:ILE:HD11	4:CC:73:LEU:HD22	1.90	0.52
36:A1:1235:U:C4'	36:A1:1236:G:H5'	2.39	0.52
36:A1:1240:A:H3'	36:A1:1241:U:C5'	2.40	0.52
7:CF:62:VAL:HG13	7:CF:89:ILE:HG12	1.90	0.52
1:A2:1535:U:OP1	1:A2:1535:U:H4'	2.10	0.52
36:A5:3165:A:H2'	36:A5:3166:C:C6	2.43	0.52
80:A6:1665:U:H5''	80:A6:1665:U:H6	1.74	0.52
47:DI:113:GLN:HG2	86:DI:301:OHX:N4	2.24	0.52
36:A5:374:A:N3	36:A5:376:G:H5''	2.25	0.52
38:A8:66:A:H2'	38:A8:67:U:C6	2.45	0.52
17:CP:119:PHE:HE1	20:CS:119:ILE:HG23	1.75	0.52
11:AJ:88:GLU:HG3	11:AJ:91:LYS:HE3	1.91	0.52
1:A2:799:A:H5''	6:AE:201:HIS:CE1	2.44	0.52
36:A5:2943:G:H2'	36:A5:2944:U:O4'	2.09	0.52
42:BD:188:GLU:HG3	42:BD:188:GLU:O	2.10	0.52
41:DC:191:LYS:HG3	41:DC:194:TYR:CZ	2.44	0.52
18:CQ:95:LYS:HE3	18:CQ:96:TYR:CZ	2.45	0.52
86:A5:3610:OHX:N6	86:A5:3813:OHX:N5	2.57	0.52
1:A2:523:G:H5''	26:AY:59:GLY:O	2.10	0.52
36:A1:2814:G:O6	86:A1:3738:OHX:N4	2.42	0.52
21:CT:37:VAL:CG1	21:CT:100:ILE:HD11	2.38	0.52
36:A1:239:G:HO2'	36:A1:240:U:P	2.26	0.52
36:A5:428:A:H2'	36:A5:429:U:C6	2.45	0.52
36:A1:1540:U:OP1	86:A1:3565:OHX:N1	2.43	0.52
80:A6:66:U:O2'	8:CG:160:ARG:NH2	2.43	0.52
53:BP:59:PRO:HG3	53:BP:76:PHE:CD1	2.45	0.52
9:AH:99:LEU:HD12	9:AH:116:ARG:HG2	1.92	0.52
16:AO:16:VAL:O	16:AO:30:VAL:HA	2.09	0.52
1:A2:1760:G:C2'	1:A2:1761:U:H5'	2.39	0.52
55:DR:163:ARG:O	55:DR:167:ARG:HG2	2.09	0.52
5:CD:110:LEU:C	5:CD:112:GLY:H	2.13	0.52
25:AX:107:PHE:CE2	25:AX:114:LYS:HB2	2.44	0.52
80:A6:1207:C:H42	80:A6:1456:C:H5	1.57	0.52
1:A2:256:A:H2'	1:A2:257:A:O4'	2.09	0.52
36:A5:3380:U:O2'	36:A5:3381:U:H5'	2.08	0.52
86:A1:3457:OHX:N6	86:A1:3792:OHX:N5	2.57	0.52
5:AD:176:LEU:H	5:AD:176:LEU:HD12	1.73	0.52
2:CA:187:ALA:O	2:CA:188:LEU:HD23	2.09	0.52

Continued on next page...

Continued from previous page...

Atom-1	Atom-2	Interatomic distance (Å)	Clash overlap (Å)
25:AX:6:PRO:HG3	25:AX:14:LYS:HG2	1.91	0.52
36:A1:853:G:N7	53:BP:2:ALA:HB2	113.73	0.52
38:A4:37:A:H5''	38:A4:39:G:O4'	2.09	0.52
36:A1:955:U:H2'	36:A1:956:U:C6	2.44	0.52
14:AM:52:LEU:HD13	14:AM:85:LYS:NZ	2.25	0.52
86:A1:3463:OHX:N6	86:A1:3687:OHX:N3	2.58	0.52
47:BI:217:PHE:N	86:BI:303:OHX:N6	2.57	0.52
86:A2:1915:OHX:N2	86:A2:2074:OHX:N5	2.58	0.52
36:A5:1638:A:H5''	36:A5:1639:C:OP2	2.10	0.52
1:A2:1291:G:O5'	1:A2:1291:G:C8	2.55	0.52
1:A2:651:G:C2	1:A2:684:A:C6	2.98	0.52
1:A2:144:U:O2'	1:A2:145:A:H5'	2.10	0.52
8:AG:67:VAL:O	8:AG:68:LEU:HB2	2.10	0.52
1:A2:961:U:H5''	15:AN:71:ILE:HD13	1.91	0.52
86:A5:3473:OHX:N3	86:A5:3680:OHX:N6	2.57	0.52
80:A6:1060:U:O2'	86:A6:2050:OHX:N5	2.42	0.52
43:DE:78:ARG:HH11	43:DE:78:ARG:CG	2.21	0.52
4:CC:53:ILE:HD12	4:CC:54:GLU:OE2	2.10	0.52
80:A6:1160:A:H2'	80:A6:1161:C:H6	1.72	0.52
38:A8:68:G:OP1	86:A8:203:OHX:N3	2.43	0.52
49:BL:42:ARG:O	49:BL:46:ILE:HB	2.10	0.52
40:BB:151:ILE:O	40:BB:155:ALA:HB3	2.09	0.52
1:A2:779:U:OP2	1:A2:780:A:H2	1.93	0.52
80:A6:1224:A:H2'	80:A6:1225:U:C6	2.44	0.52
37:A3:13:A:OP1	37:A3:111:U:O2'	2.27	0.52
36:A1:748:U:H2'	36:A1:749:C:H6	1.74	0.52
18:AQ:7:VAL:HG22	18:AQ:22:VAL:HB	1.92	0.52
36:A1:3393:U:H2'	36:A1:3394:U:H6	1.74	0.52
42:DD:55:PHE:CZ	42:DD:158:ARG:HB3	2.45	0.52
19:AR:106:THR:O	19:AR:109:LEU:HB3	2.10	0.52
36:A1:1631:C:H5''	36:A1:1632:A:H5''	1.91	0.52
1:A2:1039:A:H5''	23:AV:62:ARG:NH2	2.24	0.52
25:AX:23:ARG:HA	25:AX:26:GLU:OE1	2.09	0.52
5:AD:105:MET:HG2	5:AD:122:VAL:HG21	1.92	0.52
37:A3:37:G:O6	86:A3:213:OHX:N1	2.43	0.52
36:A5:437:G:C5	86:A5:3811:OHX:N3	2.78	0.52
49:BL:186:ARG:O	49:BL:190:LYS:HB3	2.10	0.52
36:A5:409:A:H2	36:A5:1441:G:N3	2.08	0.52
52:DO:36[A]:VAL:HB	52:DO:108[A]:ILE:HB	1.92	0.52
36:A1:2767:U:OP1	86:A1:3690:OHX:N2	2.42	0.52
36:A5:1574:C:O2'	36:A5:1575:A:OP1	2.22	0.52

Continued on next page...

Continued from previous page...

Atom-1	Atom-2	Interatomic distance (Å)	Clash overlap (Å)
86:A2:1921:OHX:N2	86:A2:2052:OHX:N6	2.58	0.52
36:A5:510:G:O6	86:A5:3538:OHX:N2	2.43	0.52
40:DB:147:GLU:OE2	40:DB:150:ARG:NH2	2.42	0.52
3:AB:127:VAL:HG11	3:AB:176:VAL:HG21	1.91	0.52
36:A1:3120:C:OP2	86:A1:3433:OHX:N5	2.43	0.52
62:DY:52:ARG:HA	62:DY:70:ILE:CG2	2.39	0.52
86:A8:203:OHX:N5	86:A8:211:OHX:N1	2.58	0.52
17:CP:9:LYS:O	17:CP:10:ARG:HB2	2.10	0.52
3:AB:134:VAL:O	3:AB:218:LEU:HD22	2.10	0.52
86:A6:2046:OHX:N4	86:A6:2093:OHX:N6	2.57	0.52
10:AI:58:LEU:O	10:AI:59:ARG:HB2	2.10	0.52
36:A5:1447:G:H3'	53:DP:67:ILE:HD11	1.92	0.52
36:A5:1318:A:OP1	52:DO:18[A]:ARG:NH2	2.40	0.52
47:BI:73:ASN:O	47:BI:77:THR:HG23	2.10	0.52
86:A1:3607:OHX:N5	86:A1:3789:OHX:N2	2.58	0.52
41:BC:292:SER:OG	41:BC:293:SER:N	2.41	0.52
36:A1:2732:G:OP2	86:A1:3677:OHX:N2	2.43	0.52
1:A2:530:C:O2	26:AY:61:ARG:NH2	2.43	0.52
80:A6:848:C:H2'	80:A6:849:C:C6	2.44	0.52
36:A1:263:C:H2'	36:A1:264:G:O4'	2.10	0.52
10:AI:105:ASP:OD1	10:AI:107:THR:HG23	2.09	0.52
36:A1:1874:A:OP2	55:BR:20:ARG:HD3	2.10	0.52
23:AV:72:LEU:O	23:AV:76:ASP:HB2	2.09	0.52
36:A5:1251:A:H2'	36:A5:1252:A:O4'	2.10	0.52
5:AD:3:ALA:O	5:AD:4:LEU:HB2	2.09	0.52
36:A5:558:U:H4'	36:A5:559:A:OP2	2.09	0.52
57:DT:32:LYS:HE3	57:DT:98:HIS:HD2	1.75	0.52
60:BW:34:SER:HA	60:BW:37:ALA:HB3	1.92	0.52
1:A2:1676:U:O2'	1:A2:1677:C:H5'	2.09	0.52
54:BQ:19:PRO:HD3	54:BQ:53:PHE:CD1	2.45	0.52
1:A2:838:G:C5	86:A2:2074:OHX:N2	2.78	0.52
80:A6:1230:A:C8	80:A6:1258:U:C5	2.97	0.52
18:AQ:114:ARG:O	18:AQ:115:THR:OG1	2.26	0.52
2:AA:74:VAL:HG22	2:AA:96:THR:HG23	1.91	0.52
36:A1:1814:A:OP1	86:A1:3637:OHX:N2	2.43	0.52
4:CC:159:THR:HB	4:CC:168:ARG:HG3	1.92	0.52
80:A6:1490:C:H4'	80:A6:1491:U:OP1	2.09	0.52
1:A2:1320:U:O2	1:A2:1322:A:H5'	2.09	0.52
41:BC:63:GLU:O	41:BC:76:ARG:N	2.39	0.52
10:AI:138:ASN:N	10:AI:138:ASN:OD1	2.42	0.52
1:A2:1532:U:O3'	20:AS:27:LYS:NZ	2.43	0.52

Continued on next page...

Continued from previous page...

Atom-1	Atom-2	Interatomic distance (Å)	Clash overlap (Å)
36:A5:1171:G:N7	86:A5:3517:OHX:N1	2.57	0.52
52:BO:9[B]:ILE:HG21	52:BO:19[B]:LEU:HD11	1.92	0.52
52:BO:62[B]:THR:HB	52:BO:65[B]:ASN:O	2.10	0.52
63:BZ:53:VAL:HA	63:BZ:57:HIS:CD2	2.44	0.52
57:DT:14:MET:CE	57:DT:55:LYS:HB2	2.40	0.52
1:A2:710:U:H2'	1:A2:711:U:H5'	1.91	0.52
36:A5:385:A:O2'	36:A5:386:A:H5'	2.10	0.52
86:A1:3471:OHX:N3	86:A1:3744:OHX:N4	2.58	0.52
7:CF:35:GLN:O	7:CF:37:GLN:N	2.43	0.52
36:A5:1134:G:N7	86:A5:3500:OHX:N3	2.58	0.52
39:BA:90:ALA:HB2	39:BA:101:VAL:HG13	1.92	0.52
1:A2:359:A:C2	25:AX:38:PHE:HB3	2.45	0.52
36:A1:726:G:C5'	36:A1:726:G:H8	2.23	0.52
41:BC:33:ASP:O	41:BC:37:THR:HG23	2.09	0.52
36:A1:2407:C:H2'	36:A1:2408:U:H6	1.75	0.52
22:AU:51:VAL:HG13	22:AU:94:GLU:HB2	1.92	0.52
61:DX:82:LEU:HD11	61:DX:135:ILE:HD12	1.92	0.52
7:CF:152:GLY:O	7:CF:154:ALA:N	2.43	0.52
1:A2:555:A:H3'	1:A2:555:A:C8	2.45	0.52
1:A2:912:U:H4'	1:A2:913:G:O5'	2.10	0.52
1:A2:195:G:O6	10:AI:141:ARG:NH2	2.34	0.52
2:CA:88:LYS:O	2:CA:92:HIS:ND1	2.41	0.52
46:BH:124:ARG:HD3	46:BH:164:ILE:O	2.10	0.52
53:BP:24:VAL:CG1	53:BP:86:LYS:HG2	2.40	0.52
36:A1:1276:U:OP1	86:A1:3632:OHX:N4	2.43	0.52
46:DH:137:SER:HB2	46:DH:143:GLU:HB3	1.91	0.52
39:BA:77:ILE:HD13	39:BA:128:ARG:HB3	1.92	0.52
48:DJ:166:LYS:C	48:DJ:168:ASP:H	2.13	0.52
36:A5:920:A:OP1	36:A5:922:U:C5	2.63	0.52
20:AS:18:LEU:HD21	20:AS:70:VAL:HG13	1.92	0.52
12:CK:87:VAL:O	12:CK:89:GLY:N	2.43	0.52
13:CL:75:VAL:HG21	13:CL:117:VAL:CG1	2.39	0.52
36:A5:1200:A:H5'	36:A5:1201:C:O5'	2.10	0.52
3:AB:186:SER:O	3:AB:190:PRO:HD2	2.10	0.52
4:AC:185:LYS:O	4:AC:189:GLN:HG3	2.10	0.52
36:A5:2523:A:H4'	36:A5:2524:A:OP2	2.10	0.52
24:CW:73:GLY:HA3	24:CW:128:PHE:CZ	2.44	0.52
61:BX:105:VAL:HG13	61:BX:130:TYR:CD2	2.45	0.52
36:A1:118:U:O2	36:A1:121:A:H5'	2.10	0.52
36:A5:612:U:OP1	43:DE:21:THR:HB	2.10	0.52
1:A2:56:U:H4'	1:A2:57:G:H5'	1.93	0.52

Continued on next page...

Continued from previous page...

Atom-1	Atom-2	Interatomic distance (Å)	Clash overlap (Å)
39:DA:187:HIS:ND1	39:DA:190:ARG:NH1	2.58	0.52
40:DB:159:ARG:HG2	40:DB:182:GLN:HA	1.91	0.52
48:BJ:89:TYR:HB3	48:BJ:169:ALA:CB	2.40	0.52
1:A2:139:C:O2'	8:AG:187:LYS:NZ	2.35	0.51
36:A1:1579:C:N4	36:A1:1580:A:H62	2.07	0.51
1:A2:74:U:HO2'	1:A2:75:U:P	2.30	0.51
36:A5:2899:C:C5	46:DH:171:ASP:HA	2.45	0.51
38:A4:10:A:H2'	38:A4:11:C:C6	2.44	0.51
16:AO:29:HIS:HB2	16:AO:41:ARG:HA	1.92	0.51
2:AA:14:ALA:O	2:AA:18:LEU:HG	2.09	0.51
40:DB:116:ARG:HG2	40:DB:175:LYS:HA	1.92	0.51
19:AR:13:SER:HA	19:AR:54:THR:HG22	1.92	0.51
25:CX:23:ARG:NH1	25:CX:23:ARG:HG3	2.25	0.51
36:A1:1273:A:HO2'	36:A1:1274:A:P	2.31	0.51
1:A2:577:G:C8	1:A2:577:G:H3'	2.45	0.51
80:A6:568:G:N7	25:CX:69:ARG:NH2	2.57	0.51
5:CD:34:TYR:OH	5:CD:37:VAL:HG22	2.09	0.51
36:A5:2555:G:H5'	36:A5:2556:C:OP2	2.10	0.51
41:BC:237:GLN:O	41:BC:246:ARG:HG3	2.09	0.51
86:CG:301:OHX:N1	86:CG:302:OHX:N3	2.57	0.51
51:DN:190:THR:O	51:DN:194:GLN:HG2	2.10	0.51
9:AH:63:PRO:C	9:AH:65:PRO:HD2	2.29	0.51
49:DL:76:THR:O	49:DL:80:VAL:HG23	2.10	0.51
36:A1:1048:A:H2'	47:BI:22:TYR:CZ	2.45	0.51
43:DE:68:PRO:HG2	43:DE:71:VAL:CG2	2.40	0.51
36:A5:336:A:O2'	41:DC:48:GLN:NE2	2.43	0.51
36:A5:2249:G:C8	36:A5:2249:G:H3'	2.46	0.51
3:AB:124:ASN:N	3:AB:124:ASN:OD1	2.44	0.51
13:AL:93:TYR:HB2	13:AL:100:TYR:CE1	2.45	0.51
42:BD:68:THR:HG22	42:BD:70:THR:H	1.74	0.51
86:A1:3793:OHX:N5	86:A1:3816:OHX:N3	2.58	0.51
56:BS:77:VAL:HG11	56:BS:106:LEU:CD1	2.36	0.51
22:AU:102:ARG:O	22:AU:106:ILE:HG22	2.10	0.51
36:A5:3000:A:H2'	36:A5:3001:C:C6	2.45	0.51
11:CJ:3:ARG:HH21	11:CJ:3:ARG:CG	2.22	0.51
1:A2:647:G:H1	1:A2:687:G:H1	1.58	0.51
1:A2:902:G:H8	1:A2:902:G:O5'	1.93	0.51
1:A2:1570:A:OP1	86:A2:2048:OHX:N5	2.43	0.51
1:A2:1498:G:H5''	21:AT:72:GLY:HA3	1.90	0.51
36:A1:289:A:H2	51:BN:93:LYS:HD2	1.76	0.51
86:CG:301:OHX:N5	86:CG:302:OHX:N6	2.58	0.51

Continued on next page...

Continued from previous page...

Atom-1	Atom-2	Interatomic distance (Å)	Clash overlap (Å)
6:CE:121:TYR:HA	6:CE:163:ASP:O	2.11	0.51
3:AB:128:LYS:CE	3:AB:132:ASP:HB3	2.40	0.51
36:A5:223:U:O4	86:A5:3805:OHX:N4	2.43	0.51
36:A1:158:G:H2'	36:A1:159:A:H8	1.75	0.51
1:A2:698:U:O4	86:A2:1976:OHX:N3	2.44	0.51
58:BU:90:ARG:O	58:BU:91:ASP:HB2	2.10	0.51
1:A2:1334:U:H2'	1:A2:1335:U:C6	2.45	0.51
18:AQ:106:LYS:O	18:AQ:110:THR:HB	2.10	0.51
4:AC:89:GLN:OE1	4:AC:94:GLN:NE2	2.41	0.51
37:A7:5:G:OP1	48:DJ:143:ARG:NH2	2.43	0.51
37:A7:64:A:H5'	37:A7:65:G:H5''	1.91	0.51
80:A6:1566:U:H5''	20:CS:39:GLY:H	1.74	0.51
36:A5:519:A:OP2	44:DF:70:LYS:NZ	2.42	0.51
4:CC:157:LYS:HG2	4:CC:170:ILE:HG23	1.91	0.51
36:A5:3242:G:H5''	36:A5:3245:A:H8	1.74	0.51
50:BM:135:LEU:HD11	52:BO:178[B]:VAL:HG22	1.92	0.51
80:A6:100:A:O5'	80:A6:100:A:H8	1.93	0.51
36:A1:2249:G:H3'	36:A1:2249:G:C8	2.45	0.51
57:DT:104:GLU:HG3	57:DT:105:PHE:N	2.24	0.51
1:A2:878:G:O2'	15:AN:108:ASP:OD2	2.26	0.51
86:A1:3483:OHX:N6	86:A1:3808:OHX:N5	2.58	0.51
36:A5:1258:U:O2	36:A5:1260:A:H8	1.92	0.51
47:BI:36:LEU:HD13	47:BI:87:LEU:HD13	1.91	0.51
3:AB:81:PHE:HA	3:AB:106:THR:HG23	1.92	0.51
13:AL:5:LEU:O	13:AL:7:VAL:N	2.34	0.51
36:A1:1231:A:OP2	86:A1:3632:OHX:N3	2.43	0.51
36:A1:1245:A:N6	36:A1:1272:C:O2'	2.43	0.51
46:BH:53:ILE:HD13	50:BM:7:VAL:HG21	1.92	0.51
36:A1:2683:U:H2'	36:A1:2684:C:H6	1.75	0.51
86:A8:211:OHX:N2	62:DY:114:ASP:OD1	2.42	0.51
49:DL:37:ASN:O	49:DL:41:THR:HG23	2.09	0.51
43:BE:22:ARG:C	43:BE:23:LYS:HG2	2.30	0.51
36:A1:1304:A:OP1	86:A1:3760:OHX:N5	2.44	0.51
15:AN:92:ILE:O	15:AN:96:VAL:HG23	2.09	0.51
36:A1:2565:U:H2'	36:A1:2566:C:C6	2.44	0.51
43:BE:129:GLU:OE2	43:BE:130:ILE:N	2.43	0.51
16:CO:122:PRO:C	16:CO:124:ASP:H	2.14	0.51
1:A2:446:A:N6	1:A2:461:G:H21	2.08	0.51
45:DG:215:VAL:O	45:DG:219:ASP:HB2	2.10	0.51
4:AC:67:GLN:HA	4:AC:70:ASP:HB2	1.92	0.51
7:AF:205:SER:O	7:AF:207:THR:N	2.43	0.51

Continued on next page...

Continued from previous page...

Atom-1	Atom-2	Interatomic distance (Å)	Clash overlap (Å)
86:A1:3432:OHX:N2	86:A1:3798:OHX:N6	2.59	0.51
1:A2:838:G:C5	86:A2:2074:OHX:N6	2.78	0.51
16:AO:85:ALA:H	16:AO:119:THR:CG2	2.15	0.51
1:A2:1291:G:H22	1:A2:1324:G:N2	2.07	0.51
36:A1:316:U:O2'	47:BI:30:LYS:HD2	116.35	0.51
1:A2:1229:G:H1	14:AM:47:GLU:HG3	1.76	0.51
86:A1:3452:OHX:N6	86:A1:3750:OHX:N3	2.59	0.51
86:A1:3565:OHX:N4	86:A1:3603:OHX:N2	2.58	0.51
36:A1:3115:C:O2'	36:A1:3117:C:N4	2.37	0.51
1:A2:929:A:OP2	1:A2:931:C:N4	2.43	0.51
36:A1:3155:U:H3'	36:A1:3156:U:O4'	2.10	0.51
22:AU:117:VAL:HG22	22:AU:118:VAL:H	1.75	0.51
36:A1:3295:A:H2'	36:A1:3296:A:C8	2.45	0.51
86:A6:1961:OHX:N1	86:A6:2009:OHX:N3	2.58	0.51
80:A6:221:A:H2'	80:A6:222:A:H5'	1.91	0.51
1:A2:229:U:H2'	1:A2:230:C:C6	2.46	0.51
80:A6:1455:G:OP1	17:CP:122:THR:HG21	2.11	0.51
86:A1:3471:OHX:N5	86:A1:3744:OHX:N2	2.59	0.51
1:A2:1410:A:H2'	1:A2:1411:A:O4'	2.11	0.51
44:DF:151:ARG:NH1	44:DF:244:ASN:O	2.43	0.51
53:DP:71:ALA:O	53:DP:74:LYS:HB2	2.10	0.51
49:DL:64:LYS:HD3	49:DL:65:TYR:CE1	2.45	0.51
47:BI:77:THR:HG22	47:BI:85:PHE:CZ	2.46	0.51
86:A2:1965:OHX:N1	86:A2:2029:OHX:N3	2.58	0.51
2:CA:105:GLY:O	2:CA:109:ASN:HB3	2.11	0.51
36:A5:337:G:H4'	41:DC:48:GLN:HG3	1.92	0.51
1:A2:331:A:H5'	10:AI:33:PRO:HA	1.91	0.51
36:A5:308:A:H5'	36:A5:2223:A:O2'	2.11	0.51
36:A1:2167:A:H2'	36:A1:2168:A:C8	2.46	0.51
3:AB:119:THR:HB	3:AB:143:THR:HG23	1.92	0.51
36:A1:2674:A:O4'	48:BJ:105:GLY:HA3	2.11	0.51
36:A5:273:A:OP1	86:A5:3822:OHX:N6	2.44	0.51
42:BD:110:LEU:HD13	42:BD:171:LEU:HD23	1.93	0.51
2:CA:38:PHE:CD1	2:CA:39:ASN:HB2	2.46	0.51
86:A5:3670:OHX:N5	86:A5:3678:OHX:N2	2.58	0.51
3:CB:32:ILE:HB	3:CB:43:VAL:HB	1.91	0.51
41:DC:286:VAL:HG11	54:DQ:31:LYS:HD2	1.93	0.51
55:BR:160:GLU:O	55:BR:164:LEU:HB2	2.11	0.51
36:A5:3167:A:O2'	36:A5:3168:A:OP1	2.27	0.51
36:A5:847:A:H2'	36:A5:848:A:C8	2.45	0.51
55:BR:104:ARG:HE	55:BR:105:LEU:N	2.08	0.51

Continued on next page...

Continued from previous page...

Atom-1	Atom-2	Interatomic distance (Å)	Clash overlap (Å)
36:A1:1565:G:C2	36:A1:1566:A:C4	2.99	0.51
44:DF:80:GLN:HG3	57:DT:136:ARG:CB	2.41	0.51
80:A6:162:A:H2'	80:A6:163:G:C8	2.45	0.51
8:AG:57:ASP:OD1	8:AG:72:ARG:NH1	2.43	0.51
1:A2:765:G:N1	11:AJ:149:ARG:HD2	2.24	0.51
20:CS:4:VAL:HG21	27:CZ:82:HIS:CG	2.46	0.51
13:AL:6:THR:HB	13:AL:9:SER:HB3	1.92	0.51
80:A6:914:G:H5'	80:A6:914:G:H8	1.75	0.51
14:CM:69:ALA:HB1	14:CM:72:ILE:HB	1.92	0.51
40:BB:211:GLN:NE2	40:BB:284:ARG:HA	2.26	0.51
46:DH:12:VAL:N	46:DH:51:GLN:O	2.35	0.51
40:BB:286:GLY:HA3	40:BB:321:PHE:CE2	2.46	0.51
36:A1:3259:U:H5'	36:A1:3259:U:C6	2.45	0.51
15:AN:54:LEU:HB3	15:AN:60:VAL:CG2	2.40	0.51
48:DJ:104:PHE:O	48:DJ:127:PHE:HB2	2.11	0.51
27:CZ:43:ASP:HB2	27:CZ:46:LYS:NZ	2.25	0.51
54:DQ:166:LEU:O	54:DQ:167:SER:HB2	2.11	0.51
36:A1:1805:C:H2'	36:A1:1806:A:H8	1.75	0.51
41:DC:119:ARG:HA	41:DC:122:THR:HG23	1.91	0.51
36:A1:2973:G:N7	86:A1:3645:OHX:N2	2.58	0.51
36:A1:871:U:H2'	36:A1:872:U:C6	2.45	0.51
51:BN:140:LYS:O	51:BN:144:ARG:HG3	2.11	0.51
13:CL:17:PRO:O	13:CL:19:ILE:HG12	2.10	0.51
36:A1:789:A:H2'	36:A1:790:U:C6	2.46	0.51
9:CH:86:GLN:O	9:CH:87:ASP:HB2	2.10	0.51
40:BB:135:ALA:O	40:BB:137:TYR:N	2.43	0.51
80:A6:557:G:H4'	80:A6:558:U:OP2	2.09	0.51
40:BB:122:TRP:CE2	40:BB:127:LYS:HE2	2.45	0.51
48:DJ:13:LYS:HE2	48:DJ:132:ASN:HD21	1.76	0.51
1:A2:1686:C:C6	1:A2:1687:U:C5	2.99	0.51
36:A1:1734:G:OP2	86:A1:3811:OHX:N2	2.43	0.51
46:DH:162:GLN:HG3	46:DH:163:GLN:N	2.25	0.51
1:A2:279:G:H8	1:A2:279:G:H3'	1.75	0.51
80:A6:1180:C:O2'	17:CP:128:HIS:HA	2.10	0.51
36:A1:540:U:H2'	36:A1:541:U:H6	1.76	0.51
36:A5:2436:U:O4	86:A5:3794:OHX:N4	2.43	0.51
36:A5:744:A:OP1	54:DQ:66:ARG:NH2	2.44	0.51
18:AQ:47:LYS:HZ1	18:AQ:114:ARG:NH2	2.07	0.51
80:A6:73:U:O2'	80:A6:74:U:O4'	2.20	0.51
86:A2:1975:OHX:N4	86:A2:1989:OHX:N2	2.59	0.51
1:A2:542:A:H5''	1:A2:544:A:N7	2.26	0.51

Continued on next page...

Continued from previous page...

Atom-1	Atom-2	Interatomic distance (Å)	Clash overlap (Å)
36:A5:2660:G:O3'	36:A5:2749:G:N2	2.44	0.51
18:CQ:83:GLN:HE22	18:CQ:119:ALA:HA	1.75	0.51
36:A5:715:A:H4'	36:A5:716:A:OP1	2.10	0.51
5:CD:70:THR:CG2	5:CD:86:LEU:HB2	2.41	0.51
17:AP:29:SER:OG	17:AP:31:GLU:HG3	2.10	0.51
2:CA:13:ASP:OD1	2:CA:179:ARG:NH2	2.36	0.51
50:DM:13:ARG:NH1	50:DM:65:LEU:O	2.44	0.51
52:DO:15[A]:LEU:HD11	52:DO:129[A]:LEU:HD13	1.92	0.51
62:BY:45:ILE:HD12	62:BY:119:ILE:HG23	1.93	0.51
86:A1:3457:OHX:N4	86:A1:3792:OHX:N3	2.59	0.51
36:A1:3376:A:OP2	86:A1:3449:OHX:N5	2.44	0.51
13:CL:128:CYS:O	13:CL:129:ARG:HB3	2.11	0.51
5:CD:124:ARG:O	5:CD:128:GLU:HB2	2.11	0.51
36:A5:2622:C:H5''	36:A5:2623:G:OP2	2.10	0.51
1:A2:458:G:OP2	26:AY:105:ARG:NH2	2.43	0.51
11:AJ:106:GLU:OE2	11:AJ:115:LYS:HE2	2.10	0.51
80:A6:1458:G:H5''	80:A6:1459:C:OP2	2.10	0.51
45:DG:105:LYS:HG3	45:DG:109:LEU:HD23	1.91	0.51
10:AI:136:SER:OG	10:AI:137:LYS:N	2.43	0.51
42:BD:119:TYR:OH	42:BD:135:VAL:N	2.34	0.51
86:A1:3542:OHX:N4	86:A1:3751:OHX:N6	2.58	0.51
47:BI:188:GLY:HA3	47:BI:216:TYR:HD1	1.75	0.51
51:DN:45:PRO:O	51:DN:49:ARG:HB2	2.09	0.51
36:A1:539:C:H2'	36:A1:540:U:C6	2.45	0.51
45:BG:74:THR:HB	45:BG:230:LYS:HZ1	1.75	0.51
2:AA:73:VAL:O	2:AA:95:ALA:HA	2.09	0.51
22:CU:27:THR:HG23	22:CU:113:ASP:OD1	2.11	0.51
12:CK:32:HIS:HD2	12:CK:34:GLU:H	1.58	0.51
80:A6:542:A:OP1	80:A6:544:A:C5	2.64	0.51
59:BV:33:ASN:HD21	59:BV:63:LYS:N	2.08	0.51
80:A6:140:A:H1'	8:CG:179:VAL:HG21	1.93	0.51
36:A1:2396:G:OP1	36:A1:2397:A:H4'	2.11	0.51
51:BN:58:GLY:HA3	51:BN:142:ILE:HD13	1.93	0.51
36:A5:1363:A:OP2	86:A5:3738:OHX:N3	2.43	0.51
36:A1:602:A:O2'	36:A1:603:A:H5'	2.11	0.51
36:A5:200:C:H5'	36:A5:221:A:C2	2.46	0.51
36:A5:243:G:O2'	36:A5:244:G:H5'	2.10	0.51
86:A2:1954:OHX:N3	86:A2:2071:OHX:N1	2.59	0.51
36:A1:2541:U:H4'	36:A1:2542:U:O5'	2.10	0.51
24:AW:89:TRP:O	24:AW:93:LEU:HD22	2.11	0.51
48:BJ:90:GLN:OE1	48:BJ:172:LEU:HD11	2.10	0.51

Continued on next page...

Continued from previous page...

Atom-1	Atom-2	Interatomic distance (Å)	Clash overlap (Å)
40:BB:255:TRP:CD1	40:BB:256:HIS:CE1	2.99	0.51
80:A6:129:U:O2	86:A6:1914:OHX:N2	2.44	0.51
5:AD:20:GLU:HG3	12:AK:61:TRP:CD2	2.45	0.51
36:A5:152:U:H5'	36:A5:153:U:OP2	2.09	0.51
36:A1:1932:A:H5'	36:A1:1933:A:OP2	2.10	0.51
42:DD:17:GLN:HB2	57:DT:20:ARG:HG2	1.93	0.51
36:A5:1629:U:O4	63:DZ:111:LYS:HD3	2.11	0.51
1:A2:539:G:H8	1:A2:539:G:OP2	1.93	0.51
39:DA:220:GLY:O	39:DA:221:LYS:HG3	2.11	0.51
80:A6:1508:U:O4	86:A6:1909:OHX:N4	2.44	0.51
16:AO:107:ARG:HH21	16:AO:107:ARG:CG	2.19	0.51
47:BI:36:LEU:HD21	47:BI:69:ARG:HH11	1.76	0.51
36:A1:1192:C:H4'	36:A1:1193:A:OP2	2.09	0.51
80:A6:567:A:C2	80:A6:583:C:H1'	2.46	0.51
36:A5:1876:U:H6	36:A5:1876:U:C5'	2.24	0.51
40:BB:188:ILE:N	40:BB:188:ILE:HD12	2.25	0.51
12:AK:19:GLY:HA2	12:AK:68:LEU:HD23	1.93	0.51
36:A1:1261:G:H4'	36:A1:1278:A:C2	2.45	0.51
27:AZ:71:ILE:HB	27:AZ:76:ALA:HB2	1.92	0.51
45:BG:91:PHE:CE1	45:BG:185:ARG:HD2	2.46	0.51
86:A6:1961:OHX:N1	86:A6:2009:OHX:N4	2.59	0.51
86:A5:3480:OHX:N3	86:A5:3763:OHX:N5	2.58	0.51
36:A1:627:U:H2'	36:A1:628:A:C8	2.46	0.51
36:A5:787:G:H2'	36:A5:788:C:C6	2.46	0.51
45:BG:130:TYR:CD1	45:BG:202:GLU:HB3	2.45	0.51
14:AM:60:VAL:HG13	14:AM:122:VAL:HG22	1.92	0.51
4:AC:178:ILE:HB	4:AC:185:LYS:HG3	1.93	0.51
1:A2:55:A:OP1	26:AY:112:LYS:NZ	2.43	0.51
1:A2:882:U:H2'	1:A2:883:C:C6	2.46	0.51
80:A6:399:A:N3	6:CE:3:ARG:NH1	2.59	0.51
41:BC:208:VAL:O	41:BC:251:THR:HG23	2.11	0.51
43:DE:98:VAL:HA	43:DE:101:PHE:CD2	2.45	0.51
21:AT:137:ALA:O	21:AT:141:GLU:HG2	2.10	0.51
40:DB:153:LYS:HG2	40:DB:154:TYR:CZ	2.46	0.51
48:DJ:15:GLU:HB3	48:DJ:130:VAL:HG22	1.93	0.51
80:A6:1147:A:H2'	80:A6:1148:C:O4'	2.11	0.51
86:A5:3598:OHX:N2	86:A5:3821:OHX:N5	2.58	0.51
36:A5:1176:C:H2'	36:A5:1177:G:N2	2.26	0.51
36:A1:1584:U:H2'	36:A1:1585:C:H6	1.76	0.51
27:AZ:37:GLN:O	27:AZ:38:HIS:HB3	2.10	0.51
36:A5:435:C:H2'	36:A5:436:A:O4'	2.11	0.51

Continued on next page...

Continued from previous page...

Atom-1	Atom-2	Interatomic distance (Å)	Clash overlap (Å)
36:A1:1017:C:O2'	36:A1:1018:G:OP1	2.29	0.51
86:A1:3466:OHX:N5	86:A1:3667:OHX:N1	2.59	0.51
6:CE:125:LYS:HE2	6:CE:225:VAL:O	2.11	0.51
36:A1:766:U:H4'	36:A1:767:U:O5'	2.10	0.51
37:A3:49:G:C5	42:BD:58:LYS:HG3	2.44	0.51
1:A2:868:G:H1	1:A2:960:U:H3	1.59	0.51
36:A5:3049:A:H5''	40:DB:53:MET:HB2	1.93	0.51
12:CK:46:LEU:O	12:CK:50:THR:HG23	2.11	0.51
80:A6:696:C:H3'	80:A6:697:C:H5'	1.92	0.51
36:A5:1876:U:H6	36:A5:1876:U:H5''	1.75	0.51
1:A2:992:A:H2	1:A2:1012:U:N3	2.06	0.51
80:A6:1534:G:N7	27:CZ:77:ARG:NH2	2.54	0.51
63:DZ:46:ILE:HD11	63:DZ:49:TYR:CD2	2.45	0.51
57:BT:68:THR:CG2	57:BT:71:SER:HB2	2.41	0.51
53:DP:53:ASP:O	86:DP:201:OHX:N6	2.44	0.51
1:A2:639:U:P	9:AH:117:THR:HG1	2.34	0.51
36:A5:707:U:H2'	36:A5:708:G:H5''	1.93	0.51
1:A2:780:A:H8	26:AY:8:ARG:HB3	1.73	0.51
80:A6:1054:U:H2'	80:A6:1055:U:H6	1.75	0.51
86:A1:3479:OHX:N6	86:A1:3795:OHX:N4	2.59	0.51
36:A1:3228:C:O2'	36:A1:3229:G:OP2	2.21	0.51
86:A1:3607:OHX:N3	86:A1:3789:OHX:N1	2.59	0.51
36:A1:1688:U:H2'	36:A1:1689:U:C6	2.46	0.51
36:A5:2983:C:OP1	86:A5:3785:OHX:N6	2.44	0.51
13:AL:72:THR:O	13:AL:88:ARG:HD2	2.11	0.51
1:A2:713:A:H61	1:A2:725:U:H3	1.59	0.51
4:AC:40:LYS:HA	4:AC:43:ARG:NH1	2.25	0.51
46:DH:48:VAL:HG21	46:DH:52:LEU:HD13	1.92	0.51
36:A1:2586:G:N7	45:BG:241:LYS:HB2	2.25	0.51
5:CD:23:GLU:OE1	5:CD:27:ARG:NH2	2.42	0.51
86:A1:3562:OHX:N4	86:A1:3748:OHX:N1	2.59	0.51
42:BD:52:VAL:HG21	42:BD:65:ILE:HD12	1.92	0.51
80:A6:647:G:H8	80:A6:647:G:O5'	1.93	0.51
48:BJ:15:GLU:HB2	48:BJ:132:ASN:ND2	2.25	0.51
1:A2:336:G:H5'	13:AL:130:PRO:O	2.11	0.51
36:A5:249:U:OP2	36:A5:249:U:H2'	2.11	0.51
1:A2:734:A:O2'	1:A2:735:C:H5'	2.11	0.51
86:A2:1975:OHX:N4	86:A2:1989:OHX:N1	2.59	0.51
1:A2:1366:U:O4	86:A2:1989:OHX:N6	2.44	0.51
38:A4:106:C:O2'	86:A4:211:OHX:N4	2.44	0.51
3:CB:88:VAL:HA	3:CB:98:THR:HG22	1.93	0.51

Continued on next page...

Continued from previous page...

Atom-1	Atom-2	Interatomic distance (Å)	Clash overlap (Å)
80:A6:496:G:H5''	80:A6:497:G:OP2	2.10	0.51
10:CI:51:GLY:O	10:CI:52:ASN:HB2	2.11	0.51
44:BF:26:VAL:HG23	44:BF:27:ALA:H	1.76	0.51
36:A5:3273:A:O2'	36:A5:3274:A:H5'	2.11	0.51
36:A5:2896:A:H5''	36:A5:2896:A:H8	1.75	0.51
36:A5:2546:C:H2'	36:A5:2547:A:C8	2.46	0.51
36:A1:2242:A:H5'	39:BA:243:THR:HG23	1.92	0.51
36:A5:3241:G:H2'	36:A5:3245:A:H8	1.76	0.51
59:BV:15:LEU:HD23	59:BV:53:SER:HB3	1.93	0.51
3:CB:140:ILE:O	3:CB:210:ILE:HA	2.11	0.51
36:A5:1312:C:H5''	36:A5:1313:G:OP2	2.11	0.51
62:DY:32:SER:HA	62:DY:49:PRO:HA	1.94	0.51
80:A6:404:G:H2'	80:A6:405:C:C6	2.45	0.51
54:BQ:67:ILE:HG12	54:BQ:81:VAL:HG21	1.92	0.51
46:DH:1:MET:O	46:DH:2:LYS:HB2	2.11	0.51
40:DB:39:LYS:HB2	40:DB:40:PRO:CD	2.41	0.51
8:AG:28:PHE:CE1	8:AG:104:PRO:HG3	2.46	0.51
57:BT:132:PRO:O	57:BT:134:GLN:NE2	2.36	0.51
3:CB:70:LEU:HA	3:CB:73:LEU:HB2	1.93	0.51
1:A2:859:A:C6	15:AN:73:ARG:HD3	2.46	0.51
16:CO:50:ALA:C	16:CO:52:ARG:N	2.57	0.50
1:A2:1061:A:H2'	1:A2:1062:A:H5'	1.92	0.50
86:A1:3565:OHX:N3	86:A1:3603:OHX:N1	2.59	0.50
1:A2:1533:C:H5	27:AZ:77:ARG:NH2	2.08	0.50
22:AU:106:ILE:HD12	22:AU:108:ILE:HD11	1.93	0.50
36:A5:1875:G:C2'	36:A5:1876:U:H5''	2.40	0.50
36:A5:1213:G:H4'	56:DS:90:MET:HG3	1.90	0.50
56:BS:23:LYS:O	56:BS:24:LEU:HB2	2.11	0.50
1:A2:1535:U:O2'	1:A2:1536:G:N3	2.35	0.50
1:A2:1081:A:H4'	1:A2:1082:C:O5'	2.10	0.50
86:A5:3480:OHX:N3	86:A5:3763:OHX:N1	2.59	0.50
60:DW:120:LYS:HA	60:DW:123:ARG:HD2	1.93	0.50
3:AB:126:THR:HG22	3:AB:136:ARG:HE	1.76	0.50
54:DQ:122:ILE:HD11	54:DQ:130:ARG:CZ	2.41	0.50
63:DZ:95:VAL:HG11	63:DZ:110:ALA:HA	1.93	0.50
36:A1:1686:U:O2	36:A1:1688:U:H1'	2.11	0.50
36:A1:1888:U:OP1	40:BB:247:ARG:HD3	2.11	0.50
1:A2:1365:C:H5''	18:AQ:28:LEU:HD23	1.93	0.50
80:A6:393:C:H2'	80:A6:394:C:C6	2.45	0.50
44:BF:179:LEU:HD22	44:BF:183:ASP:OD2	2.10	0.50
41:DC:181:VAL:HG21	41:DC:224:GLY:HA3	1.92	0.50

Continued on next page...

Continued from previous page...

Atom-1	Atom-2	Interatomic distance (Å)	Clash overlap (Å)
80:A6:546:U:H2'	80:A6:547:U:C6	2.46	0.50
80:A6:1332:C:H4'	5:CD:203:PRO:HB3	1.92	0.50
36:A5:2746:A:H2	42:DD:146:LEU:HB3	1.74	0.50
59:BV:135:VAL:HG11	60:BW:26:SER:HB3	1.91	0.50
63:DZ:88:ASP:O	63:DZ:121:ARG:NH2	2.44	0.50
36:A5:3230:G:H4'	50:DM:132:LYS:HD3	1.91	0.50
45:DG:156:ASP:N	45:DG:156:ASP:OD2	2.43	0.50
36:A1:272:G:OP2	86:A1:3576:OHX:N3	2.44	0.50
47:DI:60:LEU:HD11	47:DI:135:ILE:HD13	1.93	0.50
80:A6:924:A:H2'	80:A6:925:G:C8	2.46	0.50
1:A2:1472:C:OP1	7:AF:102:ARG:NH2	2.43	0.50
36:A1:2503:G:H1'	36:A1:2504:U:C5	2.31	0.50
8:AG:70:PRO:O	8:AG:98:ARG:NH1	2.42	0.50
80:A6:1553:G:N7	17:CP:43:ARG:NH1	2.59	0.50
80:A6:1699:N:H2'	80:A6:1700:N:H5'	1.92	0.50
80:A6:539:G:C8	80:A6:539:G:OP2	2.58	0.50
1:A2:1267:G:H21	1:A2:1448:G:C5'	2.23	0.50
17:CP:15:HIS:O	17:CP:22:LEU:HD22	2.11	0.50
3:CB:180:THR:HG23	3:CB:183:GLN:HE22	1.75	0.50
36:A1:1175:C:H5''	52:BO:25[A]:LYS:HG2	1.92	0.50
1:A2:1381:U:H4'	22:AU:59:PRO:HG3	1.93	0.50
57:DT:17:ARG:HH11	57:DT:17:ARG:HG2	1.76	0.50
5:CD:70:THR:HG23	5:CD:86:LEU:HB2	1.92	0.50
2:AA:136:ALA:HB1	2:AA:141:ILE:HB	1.94	0.50
15:CN:20:ARG:HG3	15:CN:20:ARG:NH1	2.25	0.50
13:AL:55:ASP:OD2	13:AL:110:HIS:HE1	1.92	0.50
36:A5:3058:U:H5'	36:A5:3059:G:OP1	2.09	0.50
1:A2:927:C:H2'	1:A2:928:U:C6	2.46	0.50
1:A2:1572:G:H8	7:AF:185:ARG:HH12	1.59	0.50
21:AT:40:SER:OG	21:AT:96:ALA:HA	2.11	0.50
55:DR:151:ARG:O	55:DR:155:LEU:HG	2.11	0.50
60:DW:105:ARG:HG2	60:DW:109:LEU:HD11	1.93	0.50
63:BZ:64:LYS:O	63:BZ:67:LYS:HG2	2.10	0.50
80:A6:1316:G:OP1	19:CR:7:LYS:N	2.35	0.50
36:A1:1383:G:O6	86:A1:3423:OHX:N4	2.44	0.50
1:A2:1502:G:O6	21:AT:102:ARG:NH2	2.44	0.50
11:AJ:120:LYS:O	11:AJ:121:SER:HB2	2.12	0.50
27:CZ:55:PRO:HG3	27:CZ:88:ILE:HD12	1.93	0.50
6:AE:196:VAL:N	6:AE:209:HIS:O	2.43	0.50
38:A4:104:A:C8	38:A4:105:A:C8	2.99	0.50
36:A1:3269:U:O2	36:A1:3269:U:H5'	2.11	0.50

Continued on next page...

Continued from previous page...

Atom-1	Atom-2	Interatomic distance (Å)	Clash overlap (Å)
59:BV:62:VAL:HG23	59:BV:74:MET:HE2	1.92	0.50
36:A5:621:A:H2'	36:A5:622:A:C8	2.45	0.50
8:AG:70:PRO:C	8:AG:98:ARG:HH11	2.14	0.50
1:A2:320:U:H3'	1:A2:321:C:H5''	1.94	0.50
80:A6:1555:A:P	17:CP:47:ARG:HH21	2.35	0.50
45:DG:29:SER:O	45:DG:31:PRO:HD3	2.12	0.50
36:A1:2403:G:H21	36:A1:2404:A:N6	2.08	0.50
36:A5:1860:G:OP2	86:A5:3699:OHX:N4	2.44	0.50
80:A6:1698:N:O2'	80:A6:1699:N:P	2.70	0.50
20:AS:27:LYS:O	20:AS:29:VAL:N	2.44	0.50
1:A2:542:A:H8	1:A2:542:A:HO2'	1.57	0.50
54:DQ:170:ARG:O	54:DQ:170:ARG:HG3	2.11	0.50
40:DB:150:ARG:HG2	40:DB:150:ARG:NH1	2.26	0.50
44:BF:140:SER:OG	44:BF:143:THR:HG23	2.10	0.50
54:BQ:151:ARG:O	54:BQ:161:LYS:O	2.28	0.50
2:CA:50:VAL:HG23	19:CR:109:LEU:HD21	1.92	0.50
80:A6:914:G:OP2	80:A6:914:G:H8	1.94	0.50
36:A1:1094:U:O2	36:A1:1096:U:O2'	2.22	0.50
86:A2:1922:OHX:N2	86:A2:1978:OHX:N3	2.60	0.50
21:AT:113:ILE:O	21:AT:124:ILE:HD12	2.11	0.50
80:A6:819:G:O2'	80:A6:821:U:OP2	2.30	0.50
1:A2:220:A:H5''	1:A2:832:U:H1'	1.93	0.50
46:BH:116:ASN:O	46:BH:119:GLY:N	2.39	0.50
19:CR:88:VAL:HG22	19:CR:89:SER:O	2.11	0.50
1:A2:425:A:H5'	1:A2:425:A:C8	2.46	0.50
41:BC:104:LYS:HD2	41:BC:106:TRP:CZ2	2.46	0.50
10:AI:76:THR:CG2	10:AI:108:PRO:HG2	2.41	0.50
7:AF:205:SER:OG	7:AF:205:SER:O	2.25	0.50
36:A5:112:U:O2'	36:A5:113:C:OP2	2.24	0.50
1:A2:76:A:H5'	86:A2:2041:OHX:N1	2.25	0.50
55:BR:44:LEU:HD12	55:BR:49:THR:HB	1.92	0.50
23:AV:71:ARG:HG3	23:AV:83:TRP:CH2	2.46	0.50
62:BY:71:SER:HB3	62:BY:83:ASP:HB2	1.93	0.50
42:DD:7:ALA:O	86:DD:301:OHX:N6	2.44	0.50
36:A5:2263:C:C2'	36:A5:2264:U:H5'	2.42	0.50
58:DU:90:ARG:O	58:DU:91:ASP:HB2	2.10	0.50
52:DO:127[A]:LEU:HD11	56:DS:168:PRO:HG3	1.94	0.50
37:A3:19:C:H2'	37:A3:20:A:H8	1.77	0.50
50:DM:134:ALA:O	50:DM:136:ALA:N	2.44	0.50
22:AU:104:THR:HG21	22:AU:116:VAL:HG21	1.93	0.50
63:DZ:65:ARG:HG3	63:DZ:65:ARG:HH11	1.76	0.50

Continued on next page...

Continued from previous page...

Atom-1	Atom-2	Interatomic distance (Å)	Clash overlap (Å)
17:AP:22:LEU:HD21	17:AP:109:PRO:HB3	1.94	0.50
4:CC:111:VAL:HG23	4:CC:137:ILE:HG22	1.93	0.50
11:AJ:93:LEU:HA	11:AJ:96:VAL:CG1	2.38	0.50
80:A6:486:G:H4'	80:A6:486:G:OP1	2.11	0.50
3:AB:86:LEU:HB3	3:AB:98:THR:OG1	2.11	0.50
42:BD:40:HIS:HD2	42:BD:42:ALA:N	1.99	0.50
53:DP:29:THR:HA	53:DP:32:THR:HG23	1.93	0.50
36:A1:1216:C:C5'	36:A1:1216:C:H6	2.25	0.50
36:A1:637:C:H4'	36:A1:638:C:OP1	2.11	0.50
1:A2:484:C:N4	1:A2:503:G:H22	2.05	0.50
1:A2:498:G:H2'	1:A2:499:U:C5	2.47	0.50
80:A6:66:U:C5	8:CG:173:PRO:HG3	2.46	0.50
86:A5:3474:OHX:N3	86:A5:3681:OHX:N2	2.59	0.50
40:BB:188:ILE:O	40:BB:192:VAL:HG12	2.11	0.50
36:A5:658:G:N2	41:DC:93:MET:HB2	2.27	0.50
80:A6:565:C:O2	86:A6:2054:OHX:N1	2.45	0.50
86:A6:2092:OHX:N3	11:CJ:7:THR:OG1	2.44	0.50
36:A5:3227:A:C2'	36:A5:3228:C:H5'	2.41	0.50
40:BB:2:SER:O	40:BB:3:HIS:HB3	2.12	0.50
49:DL:153:ASP:OD2	49:DL:157:ARG:HD3	2.12	0.50
36:A5:1192:C:C5	86:A5:3604:OHX:N6	2.79	0.50
27:AZ:50:ILE:O	27:AZ:54:VAL:HG23	2.11	0.50
63:DZ:53:VAL:HA	63:DZ:57:HIS:HD2	1.76	0.50
1:A2:1410:A:H5''	18:AQ:118:ILE:HD13	1.91	0.50
36:A5:65:A:H2'	36:A5:110:G:N7	2.25	0.50
36:A5:1810:A:H2'	36:A5:1811:G:C8	2.46	0.50
86:A2:1965:OHX:N2	86:A2:2029:OHX:N4	2.59	0.50
36:A1:2541:U:H1'	36:A1:2542:U:OP2	2.11	0.50
86:A1:3457:OHX:N4	86:A1:3792:OHX:N1	2.60	0.50
36:A1:726:G:H1'	36:A1:744:A:N6	2.27	0.50
86:A5:3598:OHX:N2	86:A5:3821:OHX:N6	2.59	0.50
80:A6:4:C:O2'	11:CJ:17:ARG:NH1	2.36	0.50
18:AQ:73:GLY:H	18:AQ:76:SER:HB3	1.76	0.50
36:A5:508:U:H2'	36:A5:509:U:C6	2.46	0.50
80:A6:1691:A:H2'	80:A6:1692:G:C8	2.46	0.50
36:A1:2970:C:H4'	36:A1:2971:A:C2	2.47	0.50
49:DL:131:LYS:HD3	49:DL:131:LYS:H	1.77	0.50
38:A4:141:C:OP1	51:BN:109:ARG:NH1	2.44	0.50
1:A2:1154:G:N7	86:A2:2017:OHX:N1	2.60	0.50
1:A2:1716:C:O2'	1:A2:1717:G:O5'	2.30	0.50
80:A6:686:C:H2'	80:A6:687:G:C8	2.46	0.50

Continued on next page...

Continued from previous page...

Atom-1	Atom-2	Interatomic distance (Å)	Clash overlap (Å)
80:A6:831:U:OP2	80:A6:831:U:H2'	2.12	0.50
45:BG:74:THR:HB	45:BG:230:LYS:HZ2	1.74	0.50
4:AC:140:ARG:NH2	4:AC:226:THR:HG23	2.27	0.50
36:A5:1819:U:H2'	36:A5:1820:U:H5'	1.93	0.50
36:A5:1595:U:C2	36:A5:1596:C:C5	2.99	0.50
36:A1:1863:G:O6	86:A1:3650:OHX:N6	2.45	0.50
80:A6:75:U:HO2'	80:A6:76:A:P	2.33	0.50
3:AB:56:SER:OG	3:AB:59:ASP:OD1	2.29	0.50
1:A2:503:G:O2'	1:A2:504:U:OP1	2.27	0.50
36:A5:407:A:C2	38:A8:17:A:H1'	2.47	0.50
86:A1:3512:OHX:N5	86:A1:3693:OHX:N2	2.60	0.50
86:A1:3693:OHX:N5	86:A1:3712:OHX:N3	2.58	0.50
1:A2:818:C:N4	1:A2:819:G:C6	2.80	0.50
20:CS:82:PRO:HG3	21:CT:36:ILE:HD12	1.93	0.50
80:A6:138:A:H62	80:A6:266:A:N6	2.08	0.50
1:A2:1215:C:N4	86:A2:2086:OHX:N3	2.59	0.50
86:A6:2015:OHX:N2	86:A6:2054:OHX:N1	2.59	0.50
57:BT:14:MET:CE	57:BT:55:LYS:HB2	2.42	0.50
80:A6:1785:U:OP1	16:CO:136:ARG:NH1	2.45	0.50
1:A2:393:C:H4'	1:A2:1673:G:O2'	2.12	0.50
36:A5:209:A:H4'	36:A5:211:A:N7	2.25	0.50
43:DE:47:PHE:O	43:DE:50:LYS:HB2	2.11	0.50
1:A2:1002:G:H2'	1:A2:1003:A:H5'	1.92	0.50
36:A1:3218:A:H5''	36:A1:3219:G:C5	2.47	0.50
2:AA:189:VAL:HG22	2:AA:190:ASP:H	1.75	0.50
41:DC:126:ILE:HG13	41:DC:238:LEU:HD13	1.92	0.50
80:A6:1030:A:H4'	80:A6:1031:U:OP2	2.12	0.50
9:CH:9:LEU:HD21	9:CH:17:GLU:HB3	1.92	0.50
20:AS:88:ARG:NH1	20:AS:112:ASP:OD1	2.45	0.50
56:BS:109:ASP:OD1	56:BS:113:ARG:NH1	2.45	0.50
40:BB:68:HIS:CD2	40:BB:69:LYS:HG3	2.46	0.50
12:AK:77:ARG:HD3	12:AK:84:GLU:HA	1.94	0.50
36:A1:2333:C:H2'	36:A1:2334:U:O4'	2.12	0.50
80:A6:1628:U:H2'	80:A6:1629:G:C8	2.46	0.50
86:A6:1933:OHX:N3	86:A6:2071:OHX:N1	2.60	0.50
36:A1:1818:U:H5''	36:A1:1819:U:OP2	2.11	0.50
80:A6:1478:G:H2'	80:A6:1479:A:O4'	2.12	0.50
7:AF:69:PHE:HD2	18:AQ:50:GLU:HG2	1.75	0.50
80:A6:1514:U:O5'	80:A6:1515:A:H5'	2.12	0.50
7:AF:37:GLN:CD	18:AQ:53:LEU:HD22	2.32	0.50
13:AL:97:TYR:O	13:AL:99:ARG:HG2	2.12	0.50

Continued on next page...

Continued from previous page...

Atom-1	Atom-2	Interatomic distance (Å)	Clash overlap (Å)
52:DO:116[A]:LYS:HG3	52:DO:117[A]:ARG:N	2.26	0.50
86:A1:3627:OHX:N2	86:A1:3710:OHX:N5	2.59	0.50
42:DD:40:HIS:HD2	42:DD:42:ALA:N	2.06	0.50
10:CI:54:LYS:HE2	10:CI:175:GLN:OE1	2.11	0.50
36:A5:1655:G:C8	36:A5:1655:G:C5'	2.91	0.50
1:A2:741:C:O2	9:AH:107:ARG:NH1	2.40	0.50
16:AO:25:ASP:HA	16:AO:54:GLU:O	2.12	0.50
36:A1:1876:U:C6	36:A1:1876:U:H5''	2.43	0.50
40:BB:296:THR:HG22	40:BB:298:PHE:N	2.26	0.50
1:A2:1168:U:C2'	1:A2:1169:G:H5'	2.41	0.50
22:AU:22:ILE:HD12	22:AU:118:VAL:HA	1.93	0.50
22:AU:20:ILE:HG13	22:AU:95:ALA:O	2.11	0.50
36:A5:736:A:H2'	36:A5:737:G:O4'	2.12	0.50
36:A1:839:C:H1'	36:A1:1724:U:OP1	2.11	0.50
80:A6:272:U:O2'	80:A6:273:G:OP2	2.25	0.50
57:BT:71:SER:HB3	57:BT:91:LEU:O	2.12	0.50
41:DC:283:THR:HG21	41:DC:288:ARG:NH2	2.26	0.50
54:BQ:19:PRO:HD3	54:BQ:53:PHE:HD1	1.77	0.50
9:CH:10:SER:O	9:CH:11:GLN:HB2	2.11	0.50
4:CC:183:ALA:HB1	4:CC:211:LEU:HD21	1.93	0.50
50:BM:50:LYS:HE3	50:BM:86:ALA:HB2	1.94	0.50
14:AM:98:GLY:C	14:AM:103:LEU:HD21	2.32	0.50
36:A1:1547:G:OP1	51:BN:105:ARG:HD3	2.11	0.50
36:A5:873:C:H4'	36:A5:874:U:OP2	2.12	0.50
36:A1:1044:U:OP1	47:BI:90:ARG:NH1	2.45	0.50
20:CS:26:ILE:HD11	20:CS:31:ALA:HA	1.92	0.50
15:CN:83:GLU:HG3	15:CN:84:ILE:H	1.77	0.50
55:BR:63:THR:O	55:BR:66:HIS:N	2.45	0.50
5:AD:192:PRO:O	5:AD:195:SER:HB2	2.11	0.50
53:DP:109:ALA:HA	53:DP:112:LEU:HD22	1.94	0.50
36:A5:2927:C:H2'	36:A5:2928:C:C6	2.47	0.50
18:AQ:16:ALA:HB2	18:AQ:72:GLY:HA3	1.94	0.50
36:A5:1243:G:OP2	36:A5:1243:G:H8	1.95	0.50
80:A6:970:A:H5'	80:A6:970:A:H8	1.77	0.50
11:AJ:95:TYR:O	11:AJ:99:LEU:N	2.45	0.50
3:AB:184:LEU:O	3:AB:188:LEU:HG	2.12	0.50
86:A2:1915:OHX:N2	86:A2:2074:OHX:N1	2.59	0.50
80:A6:219:A:C6	80:A6:843:U:H1'	2.46	0.50
18:AQ:25:GLY:H	18:AQ:63:ILE:HA	1.76	0.50
36:A1:3215:A:C8	50:BM:121:MET:HE1	2.45	0.50
1:A2:1352:G:O6	86:A2:2028:OHX:N1	2.45	0.50

Continued on next page...

Continued from previous page...

Atom-1	Atom-2	Interatomic distance (Å)	Clash overlap (Å)
36:A1:2794:G:H1'	36:A1:2795:U:C6	2.47	0.50
52:BO:49[A]:ARG:HG2	52:BO:49[A]:ARG:NH1	2.25	0.50
36:A5:2439:A:C2'	36:A5:2440:G:H5''	2.40	0.50
36:A1:2434:U:C5	36:A1:2594:C:OP2	2.65	0.50
40:DB:37:ARG:HA	40:DB:186:GLY:HA2	1.94	0.50
12:CK:45:ALA:O	12:CK:49:LEU:HD23	2.12	0.50
86:A1:3757:OHX:N6	86:A1:3768:OHX:N4	2.59	0.50
48:DJ:54:VAL:HG23	48:DJ:57:PHE:HB2	1.93	0.50
19:AR:82:ASP:O	19:AR:83:GLN:HB2	2.12	0.50
52:DO:65[A]:ASN:HB3	52:DO:68[A]:ARG:HD2	1.94	0.50
5:AD:33:GLY:O	5:AD:53:THR:HG23	2.12	0.50
40:BB:347:SER:O	40:BB:348:ARG:HB3	2.12	0.50
40:BB:114:VAL:O	40:BB:117:ARG:HB3	2.11	0.50
40:BB:284:ARG:HB3	40:BB:323:MET:CB	2.41	0.50
48:BJ:37:LEU:HD12	48:BJ:67:VAL:HG23	1.93	0.50
24:CW:14:ILE:HD11	24:CW:27:ILE:HD11	1.94	0.50
63:BZ:26:VAL:HG12	63:BZ:89:VAL:HG23	1.93	0.50
17:AP:85:ILE:HD11	17:AP:116:LEU:HD23	1.93	0.50
44:BF:25:GLN:HG2	44:BF:29:GLU:HB2	1.93	0.50
2:CA:109:ASN:O	2:CA:112:THR:HG22	2.12	0.50
36:A1:2565:U:H2'	36:A1:2566:C:H6	1.77	0.50
86:A5:3598:OHX:N4	86:A5:3821:OHX:N3	2.59	0.50
36:A1:2197:C:N4	36:A1:2241:U:H2'	2.26	0.50
48:DJ:139:THR:HG22	48:DJ:146:GLY:O	2.12	0.50
36:A1:29:C:H4'	36:A1:62:A:H4'	1.94	0.50
14:CM:83:GLU:O	14:CM:85:LYS:N	2.45	0.50
48:DJ:152:HIS:O	48:DJ:153:LYS:HB3	2.11	0.50
13:CL:46:LYS:O	13:CL:50:GLU:HG2	2.11	0.50
47:BI:205:SER:O	47:BI:209:ASN:HB2	2.11	0.50
36:A1:841:A:OP1	55:BR:125:LYS:HD3	2.11	0.50
36:A5:998:A:O2'	36:A5:999:G:H5'	2.12	0.50
36:A5:1717:U:H2'	36:A5:1718:G:C8	2.47	0.50
37:A3:113:C:H2'	37:A3:114:U:O4'	2.11	0.50
80:A6:918:U:H2'	80:A6:919:A:H8	1.75	0.50
36:A5:2762:A:O2'	54:DQ:176:ARG:HD2	2.12	0.50
7:CF:186:ASN:OD1	7:CF:188:LYS:HB2	2.11	0.50
38:A8:27:U:H6	38:A8:27:U:O5'	1.95	0.50
36:A5:530:G:N7	86:A5:3464:OHX:N3	2.59	0.50
17:CP:127:ARG:O	17:CP:130:ARG:NH1	2.43	0.50
86:A5:3720:OHX:N5	86:A5:3722:OHX:N2	2.60	0.50
80:A6:825:U:O2'	80:A6:826:U:H6	1.95	0.50

Continued on next page...

Continued from previous page...

Atom-1	Atom-2	Interatomic distance (Å)	Clash overlap (Å)
36:A1:2443:A:O2'	36:A1:2444:C:H5'	2.10	0.50
80:A6:1229:G:O6	14:CM:47:GLU:HG2	2.11	0.50
18:AQ:47:LYS:HZ2	18:AQ:114:ARG:HG2	1.77	0.50
9:AH:28:GLU:O	9:AH:35:LYS:HB2	2.12	0.50
36:A5:3048:A:H5'	40:DB:53:MET:HE2	1.91	0.50
1:A2:70:C:H2'	1:A2:71:A:O4'	2.12	0.50
38:A8:79:A:OP1	38:A8:79:A:H4'	2.11	0.50
25:AX:97:ASP:HB2	25:AX:100:ASP:OD2	2.12	0.50
12:CK:23:ALA:HB3	12:CK:64:TYR:O	2.12	0.50
53:BP:27:LYS:HD3	53:BP:63:PHE:HB3	1.93	0.50
2:AA:120:LEU:HD13	2:AA:142:PRO:HB2	1.94	0.50
52:BO:73[A]:PHE:CG	52:BO:78[A]:ARG:HG2	2.47	0.50
1:A2:1114:G:O6	86:A2:1953:OHX:N5	2.45	0.50
14:AM:31:VAL:HG21	14:AM:136:ILE:HD13	1.92	0.50
1:A2:749:U:H3	1:A2:800:U:H3	1.58	0.50
36:A1:2541:U:O4'	36:A1:2542:U:H4'	2.12	0.50
8:CG:57:ASP:HA	8:CG:106:LEU:HA	1.94	0.50
36:A1:1689:U:OP2	86:A1:3814:OHX:N4	2.45	0.50
86:A1:3562:OHX:N6	86:A1:3748:OHX:N5	2.60	0.50
36:A1:1157:G:H2'	36:A1:1158:A:O4'	2.12	0.50
36:A1:1460:A:H2'	36:A1:1461:A:H8	1.76	0.50
36:A5:610:G:C8	41:DC:312:VAL:HG21	2.47	0.50
44:DF:155:LYS:C	44:DF:156:ILE:HG12	2.32	0.50
36:A1:1587:A:OP1	86:A1:3487:OHX:N6	2.44	0.50
44:DF:22:THR:HA	44:DF:25:GLN:HG2	1.94	0.50
22:CU:43:LYS:HD3	22:CU:47:GLN:HB2	1.92	0.50
1:A2:1458:G:N3	1:A2:1458:G:H2'	2.26	0.50
58:BU:33:TYR:CE2	58:BU:63:VAL:HG21	2.45	0.50
80:A6:1196:A:OP2	80:A6:1196:A:H3'	2.11	0.50
9:AH:10:SER:HB3	9:AH:43:PHE:O	2.11	0.50
86:A1:3432:OHX:N1	86:A1:3798:OHX:N3	2.60	0.50
1:A2:702:G:O6	1:A2:737:A:N6	2.45	0.50
86:A5:3606:OHX:N5	86:A5:3740:OHX:N1	2.60	0.50
47:BI:187:ALA:HA	86:BI:304:OHX:N5	2.27	0.50
36:A5:1097:G:H5'	57:DT:129:LYS:HE3	1.94	0.50
1:A2:497:G:O2'	1:A2:498:G:O4'	2.29	0.50
86:A5:3465:OHX:N1	86:A5:3810:OHX:N5	2.60	0.50
46:BH:171:ASP:OD1	46:BH:173:ARG:CD	2.57	0.50
11:CJ:120:LYS:O	11:CJ:121:SER:HB2	2.11	0.50
3:AB:125:VAL:HG21	3:AB:173:THR:HG22	1.94	0.50
1:A2:778:G:H22	26:AY:10:ARG:HH22	1.57	0.50

Continued on next page...

Continued from previous page...

Atom-1	Atom-2	Interatomic distance (Å)	Clash overlap (Å)
6:AE:15:PRO:HG2	6:AE:18:TRP:CE2	2.46	0.50
2:CA:167:LYS:HD3	2:CA:168:HIS:CD2	2.45	0.50
8:AG:58:LYS:C	8:AG:60:GLY:H	2.15	0.50
3:CB:180:THR:OG1	3:CB:181:LEU:N	2.38	0.50
62:BY:5:SER:HB3	62:BY:8:VAL:HG12	1.93	0.50
14:AM:29:LYS:HE2	14:AM:100:TRP:NE1	2.26	0.50
59:BV:120:LYS:HB3	59:BV:137:VAL:HG21	1.94	0.50
36:A1:3057:U:H5'	36:A1:3086:A:H61	1.75	0.50
36:A1:2676:A:H4'	36:A1:2677:G:O5'	2.12	0.50
86:A2:1965:OHX:N5	86:A2:2029:OHX:N6	2.59	0.50
86:A1:3607:OHX:N5	86:A1:3789:OHX:N1	2.59	0.50
80:A6:848:C:H2'	80:A6:849:C:H6	1.77	0.50
37:A7:3:U:H2'	37:A7:4:U:H6	1.76	0.50
5:AD:20:GLU:OE2	5:AD:76:ARG:NH2	2.44	0.50
1:A2:1325:A:OP2	19:AR:11:ARG:NH1	2.45	0.50
2:AA:119:ARG:HD2	4:AC:241:ASP:OD1	2.12	0.50
55:BR:178:ALA:HA	55:BR:181:ARG:HB3	1.94	0.50
13:CL:72:THR:O	13:CL:88:ARG:HD2	2.12	0.50
36:A1:644:G:O6	36:A1:2868:U:OP1	2.30	0.50
12:CK:27:PHE:O	12:CK:28:ASN:HB2	2.11	0.50
1:A2:976:G:O6	86:A2:1928:OHX:N3	2.45	0.50
45:DG:204:ARG:O	45:DG:207:ASP:HB2	2.11	0.50
39:BA:247:ARG:CG	39:BA:247:ARG:HH11	2.25	0.50
24:AW:77:PRO:HD2	24:AW:79:PHE:CE2	2.47	0.50
13:AL:98:ASN:HD22	24:AW:79:PHE:HD1	1.59	0.50
80:A6:1305:U:OP2	80:A6:1306:C:N4	2.39	0.49
46:BH:12:VAL:HB	46:BH:51:GLN:HA	1.92	0.49
1:A2:1201:G:O2'	86:A2:1992:OHX:N1	2.45	0.49
2:AA:29:VAL:HG13	2:AA:150:ASP:HB3	1.93	0.49
40:BB:113:GLU:CD	40:BB:167:ARG:HD3	2.32	0.49
86:A5:3521:OHX:N4	86:A5:3768:OHX:N6	2.60	0.49
7:AF:59:VAL:O	7:AF:60:ASP:HB2	2.12	0.49
2:AA:185:ARG:N	23:AV:45:ALA:H	2.09	0.49
36:A5:2987:A:H5''	52:DO:68[A]:ARG:HH12	1.77	0.49
36:A1:1245:A:H3'	36:A1:1246:G:H5''	1.94	0.49
1:A2:647:G:H22	1:A2:687:G:N2	2.09	0.49
1:A2:707:A:H2'	1:A2:708:C:H5''	1.92	0.49
16:AO:25:ASP:N	16:AO:55:SER:HB3	2.26	0.49
1:A2:677:G:H2'	1:A2:678:A:H8	1.73	0.49
36:A1:1629:U:O3'	63:BZ:115:LYS:HE3	2.12	0.49
42:DD:152:ARG:CG	42:DD:152:ARG:HH11	2.25	0.49

Continued on next page...

Continued from previous page...

Atom-1	Atom-2	Interatomic distance (Å)	Clash overlap (Å)
3:CB:36:SER:HA	3:CB:41:ARG:HE	1.76	0.49
36:A1:1765:U:OP1	36:A1:1765:U:H4'	2.11	0.49
86:A1:3471:OHX:N5	86:A1:3744:OHX:N6	2.60	0.49
80:A6:531:C:H2'	80:A6:532:U:H5'	1.92	0.49
36:A1:1682:U:O2	58:BU:82:LYS:HD3	2.12	0.49
61:DX:38:LEU:O	61:DX:39:LYS:HB2	2.11	0.49
36:A5:535:G:O6	86:A5:3598:OHX:N2	2.45	0.49
7:CF:190:ILE:O	7:CF:194:LEU:HB2	2.12	0.49
63:BZ:38:PHE:O	63:BZ:40:HIS:ND1	2.31	0.49
50:BM:92:GLU:N	50:BM:92:GLU:OE2	2.41	0.49
2:CA:153:SER:O	2:CA:156:VAL:HG22	2.11	0.49
36:A1:534:U:O2	56:BS:146:LYS:HA	2.11	0.49
7:AF:43:PHE:HA	7:AF:68:ILE:O	2.11	0.49
45:BG:106:LYS:O	45:BG:110:THR:HG23	2.12	0.49
80:A6:702:G:N7	86:A6:1955:OHX:N4	2.60	0.49
36:A1:3330:A:H8	36:A1:3330:A:H5''	1.76	0.49
4:AC:139:ILE:CD1	4:AC:191:ALA:HB1	2.42	0.49
36:A5:3147:G:OP1	86:A5:3761:OHX:N3	2.44	0.49
36:A5:256:G:H2'	36:A5:257:U:C6	2.47	0.49
56:DS:38:LYS:HD2	56:DS:58:ILE:HD13	1.94	0.49
20:CS:54:LEU:HD12	20:CS:54:LEU:H	1.77	0.49
36:A1:2712:U:H2'	36:A1:2713:U:C6	2.47	0.49
53:BP:127:ARG:HB2	53:BP:127:ARG:HH11	1.77	0.49
36:A1:2533:G:C8	86:A1:3751:OHX:N1	2.79	0.49
36:A5:135:C:H4'	36:A5:136:G:OP2	2.12	0.49
86:A1:3478:OHX:N6	86:A1:3788:OHX:N2	2.59	0.49
3:AB:61:LEU:HG	3:AB:64:ARG:HH21	1.77	0.49
44:DF:223:PHE:HA	44:DF:227:GLY:HA2	1.93	0.49
36:A1:637:C:O2'	36:A1:638:C:P	2.71	0.49
36:A5:1131:G:C4	36:A5:2373:A:C2	3.00	0.49
36:A5:839:C:H1'	36:A5:1724:U:OP1	2.11	0.49
86:A5:3516:OHX:N6	86:A5:3603:OHX:N2	2.60	0.49
36:A1:1306:G:C6	52:BO:62[B]:THR:HA	2.47	0.49
1:A2:929:A:N6	1:A2:930:A:C6	2.80	0.49
36:A5:1387:G:OP1	86:A5:3739:OHX:N3	2.45	0.49
59:BV:108:GLU:HG2	59:BV:128:ARG:NH1	2.24	0.49
40:BB:35:ASP:OD2	40:BB:37:ARG:HD2	2.11	0.49
56:BS:12:ARG:HG2	56:BS:59:VAL:HG21	1.94	0.49
86:A6:1967:OHX:N2	86:A6:2085:OHX:N5	2.60	0.49
8:CG:25:ARG:HA	8:CG:28:PHE:CD2	2.47	0.49
80:A6:1762:A:C1'	80:A6:1783:C:H5'	2.42	0.49

Continued on next page...

Continued from previous page...

Atom-1	Atom-2	Interatomic distance (Å)	Clash overlap (Å)
36:A1:3296:A:OP2	40:BB:121:ASN:ND2	2.43	0.49
11:AJ:38:ASN:HB3	11:AJ:40:LYS:H	1.75	0.49
7:CF:28:PRO:O	7:CF:29:ILE:HB	2.11	0.49
86:A2:1965:OHX:N5	86:A2:2029:OHX:N3	2.60	0.49
36:A5:59:G:H2'	38:A8:33:A:O2'	2.12	0.49
86:A5:3598:OHX:N1	86:A5:3821:OHX:N3	2.60	0.49
39:DA:44:ILE:HD12	39:DA:44:ILE:H	1.76	0.49
80:A6:1388:A:H4'	80:A6:1389:C:O5'	2.12	0.49
14:CM:61:VAL:HG13	14:CM:121:VAL:HG23	1.94	0.49
1:A2:606:A:H4'	1:A2:607:G:H5''	1.93	0.49
47:BI:182:LEU:HD22	47:BI:186:GLU:OE2	2.12	0.49
39:DA:225:ILE:O	39:DA:238:ILE:O	2.29	0.49
37:A3:17:A:OP1	42:BD:2:ALA:N	2.45	0.49
52:DO:61[A]:ALA:HB1	52:DO:66[A]:LYS:HG3	1.92	0.49
45:BG:94:PHE:CE2	45:BG:200:LEU:HG	2.47	0.49
11:CJ:39:LYS:HB3	11:CJ:43:TYR:CZ	2.46	0.49
36:A1:3350:C:H4'	36:A1:3351:U:OP1	2.12	0.49
36:A1:1758:G:H1	36:A1:1767:C:H42	1.60	0.49
38:A8:145:U:H2'	38:A8:146:U:C6	2.47	0.49
36:A5:1056:U:O2	86:A5:3507:OHX:N5	2.45	0.49
36:A1:1351:U:H2'	36:A1:1351:U:O2	2.12	0.49
36:A1:1509:A:O2'	36:A1:1510:G:H5'	2.13	0.49
1:A2:1049:U:H2'	1:A2:1050:G:C8	2.47	0.49
48:DJ:10:ARG:HA	48:DJ:134:PRO:HD2	1.94	0.49
55:BR:101:VAL:HA	55:BR:104:ARG:NH1	2.28	0.49
18:AQ:112:TYR:OH	18:AQ:114:ARG:NH1	2.45	0.49
1:A2:1367:G:N7	86:A2:1989:OHX:N6	2.59	0.49
12:CK:49:LEU:HB3	12:CK:55:VAL:CG1	2.42	0.49
86:A2:2061:OHX:N5	11:AJ:8:TYR:O	2.45	0.49
1:A2:778:G:H22	26:AY:10:ARG:CZ	2.26	0.49
11:CJ:3:ARG:N	11:CJ:3:ARG:HD3	2.28	0.49
17:CP:25:LEU:HA	17:CP:28:MET:HE2	1.94	0.49
36:A5:1080:A:OP2	42:DD:140:ARG:NH2	2.45	0.49
56:BS:91:TYR:OH	56:BS:93:GLU:OE2	2.24	0.49
6:CE:159:THR:OG1	6:CE:160:VAL:N	2.46	0.49
5:AD:116:ARG:O	5:AD:120:TYR:HB2	2.12	0.49
20:AS:91:ASP:HB3	20:AS:95:GLY:H	1.77	0.49
42:BD:208:MET:HG3	42:BD:223:PHE:CE1	2.47	0.49
80:A6:577:G:H8	80:A6:577:G:H3'	1.76	0.49
36:A1:121:A:C6	45:BG:129:PRO:HG3	2.47	0.49
36:A1:2970:C:H4'	36:A1:2971:A:N1	2.27	0.49

Continued on next page...

Continued from previous page...

Atom-1	Atom-2	Interatomic distance (Å)	Clash overlap (Å)
36:A5:2322:C:OP1	86:A5:3684:OHX:N6	2.45	0.49
36:A5:1944:U:H2'	36:A5:1945:A:C8	2.47	0.49
63:DZ:124:ALA:O	63:DZ:126:LYS:N	2.45	0.49
21:AT:31:PRO:HG3	21:AT:103:LYS:HG2	1.94	0.49
36:A5:2850:G:O6	86:A5:3566:OHX:N3	2.46	0.49
36:A5:1048:A:H2'	47:DI:22:TYR:CZ	2.47	0.49
6:CE:71:LYS:O	6:CE:90:ILE:HA	2.12	0.49
20:CS:66:LEU:O	20:CS:70:VAL:HG23	2.12	0.49
26:AY:31:ASN:O	26:AY:32:ARG:HB2	2.11	0.49
40:DB:361:THR:HG22	40:DB:371:GLN:HB3	1.94	0.49
1:A2:1686:C:C5	1:A2:1687:U:C5	3.01	0.49
80:A6:1227:A:H4'	80:A6:1228:G:H5'	1.95	0.49
86:A1:3541:OHX:N5	86:A1:3650:OHX:N1	2.60	0.49
86:A1:3452:OHX:N2	86:A1:3750:OHX:N1	2.61	0.49
41:DC:144:LYS:HZ2	41:DC:144:LYS:H	1.59	0.49
36:A1:2895:G:C2'	36:A1:2896:A:H5''	2.38	0.49
44:DF:157:ASN:O	44:DF:159:GLN:N	2.39	0.49
1:A2:501:U:H4'	1:A2:502:U:OP1	2.11	0.49
36:A1:1543:G:O6	86:A1:3603:OHX:N2	2.45	0.49
20:AS:22:VAL:CG1	20:AS:31:ALA:HB1	2.42	0.49
36:A5:1307:G:OP2	52:DO:59[A]:ARG:NH1	2.45	0.49
80:A6:195:G:H2'	80:A6:196:G:C5'	2.43	0.49
86:A5:3514:OHX:N5	86:A7:209:OHX:N4	2.59	0.49
36:A1:2854:U:P	47:BI:3:ARG:HH22	2.35	0.49
43:DE:55:LEU:HD12	43:DE:64:LEU:HD13	1.94	0.49
38:A4:85:G:C3'	38:A4:85:G:C8	2.95	0.49
63:DZ:67:LYS:HE2	63:DZ:115:LYS:HZ1	1.76	0.49
36:A1:2111:G:OP1	86:A1:3471:OHX:N6	2.45	0.49
1:A2:1114:G:O2'	1:A2:1130:G:O6	2.23	0.49
36:A1:2677:G:H2'	36:A1:2679:A:H2	1.77	0.49
36:A5:2730:G:H4'	54:DQ:184:PHE:CG	2.46	0.49
80:A6:1418:G:P	18:CQ:128:LYS:HE3	2.53	0.49
52:DO:61[A]:ALA:HA	52:DO:70[A]:PRO:HD2	1.94	0.49
36:A5:2580:A:O2'	86:A5:3645:OHX:N1	2.44	0.49
86:A1:3598:OHX:N6	86:A1:3722:OHX:N4	2.60	0.49
63:BZ:51:LEU:HB2	63:BZ:65:ARG:HD2	1.94	0.49
36:A5:1874:A:H5''	55:DR:18:GLY:HA3	1.94	0.49
36:A5:94:G:H2'	36:A5:95:A:C8	2.47	0.49
6:CE:139:VAL:HG13	6:CE:150:PRO:HG3	1.94	0.49
63:DZ:80:LEU:O	63:DZ:82:PRO:HD3	2.11	0.49
80:A6:1344:A:O2'	80:A6:1345:A:OP1	2.27	0.49

Continued on next page...

Continued from previous page...

Atom-1	Atom-2	Interatomic distance (Å)	Clash overlap (Å)
4:CC:39:THR:O	4:CC:42:GLY:N	2.45	0.49
38:A4:83:C:H5''	38:A4:83:C:H6	1.78	0.49
41:DC:44:LYS:HB3	41:DC:47:ARG:NH1	2.28	0.49
36:A5:1295:G:H2'	36:A5:1296:C:C6	2.47	0.49
37:A7:100:C:P	56:DS:52:LYS:HZ2	2.35	0.49
6:CE:92:LEU:HB2	6:CE:95:THR:CG2	2.43	0.49
80:A6:219:A:N6	80:A6:843:U:C2	2.80	0.49
80:A6:825:U:O2'	80:A6:826:U:P	2.71	0.49
8:CG:74:LYS:O	8:CG:75:LEU:HD23	2.12	0.49
86:A1:3478:OHX:N4	86:A1:3788:OHX:N2	2.60	0.49
36:A5:662:U:H2'	36:A5:663:C:C6	2.47	0.49
1:A2:498:G:C4	1:A2:499:U:N3	2.81	0.49
42:BD:261:THR:H	42:BD:264:GLN:CG	2.22	0.49
1:A2:1156:C:OP1	86:A2:2081:OHX:N2	2.45	0.49
54:BQ:161:LYS:O	54:BQ:162:ALA:CB	2.59	0.49
43:DE:40:LEU:HD13	43:DE:84:VAL:HG11	1.94	0.49
12:AK:55:VAL:HA	12:AK:69:THR:HG23	1.94	0.49
1:A2:1622:G:H2'	1:A2:1623:C:C6	2.47	0.49
86:A1:3516:OHX:N6	86:A1:3718:OHX:N2	2.60	0.49
1:A2:1132:A:OP1	25:AX:30:LYS:HE3	2.12	0.49
14:AM:29:LYS:HE2	14:AM:100:TRP:HE1	1.78	0.49
15:CN:20:ARG:HH11	15:CN:20:ARG:CG	2.26	0.49
36:A5:2960:C:H2'	36:A5:2961:G:C8	2.48	0.49
48:BJ:108:GLU:HA	48:BJ:122:ILE:HG22	1.93	0.49
80:A6:454:U:C6	6:CE:66:MET:HG3	2.48	0.49
38:A8:26:U:H2'	38:A8:27:U:C6	2.47	0.49
80:A6:1650:U:H2'	80:A6:1651:A:C8	2.47	0.49
1:A2:329:G:H5''	10:AI:98:LYS:HB3	1.94	0.49
4:CC:140:ARG:NH2	4:CC:226:THR:OG1	2.46	0.49
36:A5:690:A:H4'	36:A5:691:A:OP1	2.13	0.49
6:AE:163:ASP:O	6:AE:164:LEU:HB2	2.11	0.49
80:A6:1133:A:H2'	80:A6:1134:C:O4'	2.13	0.49
36:A1:1667:A:H2'	36:A1:1668:G:C8	2.48	0.49
36:A5:629:U:H2'	36:A5:630:A:C8	2.48	0.49
23:CV:40:ASP:HB3	23:CV:46:ILE:HD11	1.92	0.49
36:A5:3066:U:O4	86:A5:3618:OHX:N4	2.45	0.49
37:A7:23:A:H2'	37:A7:24:A:C8	2.47	0.49
86:A1:3614:OHX:N1	86:A1:3665:OHX:N2	2.59	0.49
21:CT:117:SER:HB3	21:CT:120:GLY:O	2.13	0.49
36:A1:1481:A:H2'	36:A1:1858:A:H1'	1.94	0.49
86:A1:3432:OHX:N5	86:A1:3798:OHX:N3	2.60	0.49

Continued on next page...

Continued from previous page...

Atom-1	Atom-2	Interatomic distance (Å)	Clash overlap (Å)
36:A1:1221:A:H3'	36:A1:1222:G:C5'	2.42	0.49
54:DQ:46:LYS:O	54:DQ:50:LYS:HG3	2.11	0.49
36:A1:3206:C:O2	56:BS:155:ARG:NH1	2.45	0.49
36:A1:3278:C:H2'	36:A1:3278:C:O2	2.12	0.49
36:A5:1097:G:H4'	36:A5:1098:A:O5'	2.12	0.49
36:A5:1098:A:O2'	57:DT:130:ARG:O	2.22	0.49
26:CY:29:HIS:CD2	26:CY:29:HIS:N	2.80	0.49
80:A6:538:A:C8	80:A6:543:C:N4	2.75	0.49
39:DA:202:VAL:HG23	39:DA:211:HIS:HB3	1.95	0.49
1:A2:1156:C:C2'	1:A2:1157:A:H5'	2.43	0.49
36:A5:2279:A:O2'	86:A5:3681:OHX:N2	2.45	0.49
1:A2:1446:A:OP1	86:A2:2086:OHX:N2	2.46	0.49
36:A5:3330:A:C8	36:A5:3330:A:H5''	2.42	0.49
58:BU:49:ASN:O	58:BU:51:GLY:N	2.36	0.49
21:AT:52:GLY:HA2	21:AT:55:TYR:CD2	2.48	0.49
62:DY:39:LEU:HD21	62:DY:107:THR:O	2.13	0.49
80:A6:913:G:H3'	80:A6:914:G:C5'	2.42	0.49
56:DS:26:ARG:NH1	57:DT:150:THR:HG21	2.26	0.49
45:DG:150:LEU:HD22	45:DG:151:VAL:H	1.77	0.49
41:BC:36:HIS:O	41:BC:40:THR:HG23	2.12	0.49
36:A5:3274:A:H3'	36:A5:3275:U:H5''	1.94	0.49
86:A6:2009:OHX:N1	86:A6:2072:OHX:N6	2.60	0.49
86:A1:3556:OHX:N1	86:A1:3810:OHX:N3	2.61	0.49
86:A1:3509:OHX:N1	86:A1:3746:OHX:N2	2.59	0.49
45:DG:97:TYR:O	45:DG:132:VAL:HG13	2.13	0.49
56:DS:155:ARG:NH2	56:DS:172:TYR:N	2.61	0.49
80:A6:947:U:H2'	80:A6:948:G:C8	2.47	0.49
36:A1:1286:A:N3	36:A1:1287:A:H1'	2.28	0.49
36:A1:2538:U:H4'	36:A1:2539:C:OP2	2.11	0.49
9:CH:74:GLN:O	9:CH:78:THR:HG23	2.13	0.49
36:A5:273:A:N7	86:A5:3579:OHX:N3	2.61	0.49
20:CS:70:VAL:O	20:CS:74:GLN:HG2	2.13	0.49
1:A2:507:U:H3'	1:A2:507:U:O2	2.13	0.49
1:A2:978:A:OP1	86:A2:2062:OHX:N5	2.45	0.49
3:AB:22:ASP:O	3:AB:24:PHE:N	2.46	0.49
36:A5:2702:A:H5'	36:A5:2704:A:O4'	2.13	0.49
6:CE:65:LEU:HD23	6:CE:70:VAL:HG13	1.95	0.49
4:AC:183:ALA:HB1	4:AC:211:LEU:HD21	1.95	0.49
1:A2:1277:G:O2'	5:AD:174:HIS:ND1	2.38	0.49
21:CT:25:GLN:HG3	21:CT:27:LYS:HD2	1.93	0.49
36:A1:1017:C:H1'	36:A1:1018:G:OP2	2.12	0.49

Continued on next page...

Continued from previous page...

Atom-1	Atom-2	Interatomic distance (Å)	Clash overlap (Å)
80:A6:648:G:C2	80:A6:687:G:C2	3.00	0.49
80:A6:824:G:C8	86:A6:2100:OHX:N5	2.81	0.49
86:A1:3723:OHX:N1	86:A1:3805:OHX:N4	2.60	0.49
1:A2:190:C:H1'	1:A2:191:C:H5'	1.93	0.49
2:CA:84:ARG:HH21	2:CA:201:LEU:HD12	1.78	0.49
1:A2:1369:U:O4	86:A2:1975:OHX:N5	2.45	0.49
86:A2:1975:OHX:N3	86:A2:1989:OHX:N1	2.60	0.49
3:AB:61:LEU:H	3:AB:61:LEU:HD13	1.77	0.49
36:A1:637:C:H2'	36:A1:638:C:H6	1.73	0.49
11:AJ:175:ARG:HD3	11:AJ:179:ARG:HH11	1.78	0.49
1:A2:489:C:H2'	1:A2:490:C:C6	2.48	0.49
41:DC:98:ARG:HD2	41:DC:99:MET:O	2.13	0.49
9:AH:23:ALA:O	9:AH:27:LEU:HG	2.12	0.49
1:A2:710:U:HO2'	1:A2:729:G:H1	1.61	0.49
7:AF:120:ILE:O	7:AF:124:LEU:HD12	2.13	0.49
86:A1:3556:OHX:N2	86:A1:3810:OHX:N6	2.61	0.49
40:DB:283:TYR:HB3	40:DB:323:MET:HE2	1.95	0.49
4:CC:178:ILE:HB	4:CC:185:LYS:HG2	1.94	0.49
13:CL:5:LEU:HD23	13:CL:7:VAL:HA	1.95	0.49
48:BJ:73:GLY:O	48:BJ:75:LYS:N	2.46	0.49
86:A1:3562:OHX:N2	86:A1:3748:OHX:N5	2.60	0.49
55:DR:154:ALA:O	55:DR:158:GLU:HG2	2.13	0.49
17:AP:81:ARG:HH12	17:AP:120:SER:HB3	1.78	0.49
59:DV:80:ARG:HD3	59:DV:117:PRO:O	2.13	0.49
45:BG:148:ALA:HA	45:BG:201:THR:HG22	1.94	0.49
24:AW:36:LYS:O	24:AW:40:VAL:HG23	2.13	0.49
80:A6:1274:C:H4'	80:A6:1275:A:O5'	2.12	0.49
36:A5:3369:G:C6	40:DB:380:MET:HE3	2.47	0.49
38:A8:143:U:OP1	51:DN:38:ARG:NH2	2.42	0.49
36:A1:1237:G:H2'	36:A1:1237:G:N3	2.28	0.49
36:A5:3259:U:C6	36:A5:3259:U:H5'	2.47	0.49
80:A6:449:C:OP1	6:CE:29:PRO:O	2.31	0.49
36:A5:3214:U:C4	50:DM:121:MET:HG3	2.47	0.49
47:DI:38:LYS:HG3	47:DI:41:ALA:HB2	1.95	0.49
1:A2:1196:A:H1'	1:A2:1602:C:O2'	2.13	0.49
52:DO:37[A]:ARG:HG3	52:DO:108[A]:ILE:HG22	1.94	0.49
2:CA:74:VAL:HG12	2:CA:76:ILE:HG12	1.93	0.49
41:BC:35:VAL:HG21	41:BC:244:LEU:HD21	1.94	0.49
80:A6:1537:C:N4	86:A6:2016:OHX:N5	2.58	0.49
36:A5:1573:G:C5	36:A5:1574:C:H1'	2.48	0.49
36:A1:3156:U:HO2'	36:A1:3157:U:C5'	2.25	0.49

Continued on next page...

Continued from previous page...

Atom-1	Atom-2	Interatomic distance (Å)	Clash overlap (Å)
22:CU:102:ARG:HG3	22:CU:103:ILE:N	2.27	0.49
36:A5:132:C:C4	36:A5:134:U:H5	2.30	0.49
5:CD:90:ARG:O	5:CD:91:VAL:HB	2.12	0.49
80:A6:1208:A:N1	80:A6:1455:G:N2	2.58	0.49
14:AM:132:GLU:O	14:AM:136:ILE:HG12	2.13	0.49
36:A5:3335:A:H5'	36:A5:3335:A:H8	1.78	0.49
24:AW:82:LYS:HB2	24:AW:85:ASP:OD2	2.12	0.49
36:A1:3351:U:O2'	36:A1:3352:U:OP1	2.25	0.49
58:BU:22:PRO:HG3	58:BU:93:ILE:HG21	1.95	0.49
86:A1:3550:OHX:N3	86:A1:3673:OHX:N1	2.60	0.49
36:A5:217:U:H2'	36:A5:218:G:OP1	2.13	0.49
80:A6:885:G:N3	16:CO:123:SER:OG	2.45	0.49
36:A5:1831:U:P	61:DX:92:LYS:HG3	2.52	0.49
16:CO:127:ARG:HG3	16:CO:127:ARG:HH11	1.78	0.49
60:DW:82:ILE:O	60:DW:82:ILE:HG22	2.13	0.49
86:A1:3604:OHX:N2	86:A1:3816:OHX:N5	2.60	0.49
80:A6:825:U:C5	86:A6:2100:OHX:N3	2.81	0.49
36:A1:562:C:H2'	36:A1:563:U:H6	1.78	0.49
9:AH:167:GLU:HG3	9:AH:170:GLN:OE1	2.11	0.49
36:A1:2777:G:C3'	36:A1:2777:G:H8	2.11	0.49
50:DM:106:ARG:NH1	50:DM:106:ARG:HB2	4.44	0.49
46:BH:171:ASP:OD2	46:BH:173:ARG:NH1	2.43	0.49
80:A6:187:G:H4'	80:A6:188:A:OP1	2.12	0.49
80:A6:1237:G:H2'	80:A6:1238:A:C8	2.48	0.49
53:BP:67:ILE:HD11	53:BP:82:ARG:NH1	2.27	0.49
12:AK:49:LEU:HB3	12:AK:55:VAL:CG1	2.42	0.49
86:A2:1906:OHX:N5	86:AC:301:OHX:N3	2.60	0.49
41:BC:338:LYS:C	41:BC:340:GLY:H	2.16	0.49
36:A5:1018:G:H2'	36:A5:1019:G:O4'	2.13	0.49
41:BC:162:THR:HA	41:BC:218:ALA:O	2.12	0.49
49:BL:132:ALA:O	49:BL:134:GLU:N	2.45	0.49
52:DO:171[A]:LYS:O	52:DO:175[A]:THR:HG22	2.12	0.49
37:A3:13:A:H3'	37:A3:14:U:H5'	1.95	0.49
53:BP:116:HIS:HB3	53:BP:149:VAL:HB	1.93	0.49
59:DV:13:ILE:CD1	59:DV:53:SER:HB2	2.42	0.49
16:AO:124:ASP:O	16:AO:125:SER:HB2	2.13	0.49
38:A8:66:A:H2'	38:A8:67:U:H6	1.78	0.49
80:A6:1387:G:OP1	19:CR:32:LYS:NZ	2.46	0.49
8:CG:157:VAL:HB	8:CG:168:THR:HG22	19.24	0.49
44:BF:203:TRP:CD1	44:BF:204:PRO:HD2	2.48	0.49
8:AG:126:ASP:OD2	8:AG:127:THR:HG22	2.13	0.49

Continued on next page...

Continued from previous page...

Atom-1	Atom-2	Interatomic distance (Å)	Clash overlap (Å)
5:CD:80:ALA:O	5:CD:83:THR:OG1	2.29	0.49
80:A6:1683:C:H2'	80:A6:1684:U:O4'	2.13	0.49
52:DO:27[A]:LEU:O	52:DO:101[A]:ARG:NH1	2.45	0.49
42:BD:196:ARG:HA	42:BD:199:ILE:HD12	1.95	0.49
80:A6:1357:A:H2'	80:A6:1358:G:H8	1.77	0.49
80:A6:425:A:H5'	80:A6:425:A:H8	1.78	0.49
53:DP:122:ALA:HB3	53:DP:143:PRO:HB2	1.94	0.49
36:A1:326:U:OP1	49:BL:31:LYS:NZ	2.44	0.49
1:A2:1686:C:O2'	1:A2:1687:U:O4'	2.30	0.49
11:CJ:108:ARG:HB2	11:CJ:111:THR:HG23	1.95	0.49
1:A2:279:G:H3'	1:A2:279:G:C8	2.48	0.49
86:BI:303:OHX:N2	86:BI:304:OHX:N6	2.61	0.49
7:CF:222:LYS:HA	7:CF:225:ARG:NH1	2.21	0.49
53:BP:88:VAL:O	53:BP:92:GLN:HG2	2.13	0.49
2:CA:23:HIS:CE1	2:CA:24:LEU:HD13	2.48	0.49
52:DO:108[A]:ILE:HD11	52:DO:113[A]:ASP:HA	1.95	0.49
3:AB:70:LEU:HD11	3:AB:79:HIS:HB3	1.94	0.49
3:CB:47:LEU:O	16:CO:37:GLU:HG3	2.13	0.49
20:AS:32:LEU:O	20:AS:38:VAL:HG21	2.12	0.49
3:AB:109:LYS:HD2	3:AB:113:MET:HG3	1.94	0.49
80:A6:355:G:OP2	86:A6:1923:OHX:N5	2.46	0.49
58:BU:51:GLY:O	58:BU:52:ASN:ND2	2.38	0.49
58:DU:23:THR:HA	58:DU:28:PHE:HB3	1.95	0.49
36:A1:2554:A:H5'	36:A1:2554:A:C8	2.47	0.49
21:CT:33:TYR:O	21:CT:35:ASP:N	2.43	0.49
13:CL:26:LYS:HD2	13:CL:27:THR:N	2.28	0.49
36:A5:2970:C:HO2'	36:A5:2971:A:P	2.36	0.49
86:A1:3607:OHX:N6	86:A1:3789:OHX:N4	2.60	0.49
55:DR:167:ARG:NH1	55:DR:167:ARG:HB3	2.28	0.49
36:A1:873:C:H5''	36:A1:874:U:O5'	2.13	0.49
36:A1:1674:G:OP2	86:A1:3492:OHX:N2	2.46	0.49
80:A6:654:C:H2'	80:A6:655:G:C8	2.47	0.49
60:DW:35:LYS:O	60:DW:39:LEU:HD22	2.13	0.49
39:DA:242:ARG:NH1	39:DA:246:LEU:HD12	2.28	0.49
36:A1:3148:U:O4	86:A1:3659:OHX:N2	2.46	0.49
3:CB:23:PRO:O	3:CB:26:ARG:HB3	2.13	0.49
1:A2:1729:C:H5''	1:A2:1730:A:OP2	2.12	0.49
45:DG:57:ARG:O	45:DG:61:GLN:HG3	2.13	0.49
23:AV:40:ASP:HB3	23:AV:46:ILE:HD11	1.94	0.49
26:AY:15:ASN:OD1	26:AY:17:LEU:HD12	2.12	0.49
4:AC:148:LEU:O	23:AV:4:ASP:HB2	2.12	0.49

Continued on next page...

Continued from previous page...

Atom-1	Atom-2	Interatomic distance (Å)	Clash overlap (Å)
80:A6:1432:U:H4'	80:A6:1433:G:H5''	1.95	0.49
47:DI:100:ASN:O	47:DI:101:LYS:HB3	2.13	0.49
80:A6:1373:C:H2'	80:A6:1374:C:C6	2.47	0.49
80:A6:1467:C:H2'	80:A6:1468:U:H6	1.78	0.49
36:A5:528:U:H2'	36:A5:529:A:H8	1.78	0.48
80:A6:488:G:H2'	80:A6:498:G:O6	2.13	0.48
86:A6:1933:OHX:N2	86:A6:2068:OHX:N5	2.61	0.48
36:A1:551:A:C4	36:A1:552:G:C8	3.01	0.48
1:A2:143:G:C2'	1:A2:144:U:H5''	2.44	0.48
8:AG:141:ILE:HG21	8:AG:153:VAL:HG13	1.94	0.48
86:A1:3723:OHX:N3	86:A1:3805:OHX:N4	2.61	0.48
86:A2:1975:OHX:N6	86:A2:1989:OHX:N5	2.61	0.48
36:A1:3344:A:H2	36:A1:3361:G:N2	2.09	0.48
1:A2:1046:G:OP1	3:AB:157:GLN:NE2	2.45	0.48
86:A5:3439:OHX:N5	38:A8:17:A:OP1	2.45	0.48
52:DO:62[B]:THR:HG21	52:DO:68[B]:ARG:HG3	1.95	0.48
21:AT:53:TRP:HA	21:AT:56:LYS:HB2	1.95	0.48
1:A2:1446:A:H2'	86:A2:2086:OHX:N2	2.28	0.48
36:A1:1820:U:O2'	36:A1:1821:U:OP2	2.26	0.48
36:A1:1844:C:C2'	36:A1:1845:G:H5''	2.42	0.48
39:BA:77:ILE:CD1	39:BA:128:ARG:HB3	2.43	0.48
80:A6:1533:C:OP2	27:CZ:77:ARG:NH1	2.30	0.48
36:A1:2611:U:H2'	36:A1:2612:U:H6	1.75	0.48
1:A2:1553:G:N2	1:A2:1555:A:H3'	2.28	0.48
27:CZ:60:VAL:HA	27:CZ:64:VAL:HG21	1.93	0.48
7:AF:129:PRO:O	7:AF:133:VAL:HG23	2.13	0.48
61:BX:105:VAL:HG11	61:BX:126:LEU:HD13	1.94	0.48
80:A6:1392:U:H2'	80:A6:1393:C:C6	2.48	0.48
1:A2:350:U:O2	1:A2:352:A:C6	2.66	0.48
9:CH:61:PHE:HA	9:CH:93:LEU:O	2.13	0.48
36:A5:770:G:N7	86:A5:3609:OHX:N6	2.60	0.48
21:CT:39:THR:O	21:CT:96:ALA:HB1	2.13	0.48
49:DL:16:LYS:O	49:DL:17:HIS:HB2	2.13	0.48
36:A5:36:C:H2'	36:A5:37:U:H5'	1.94	0.48
40:BB:246:LEU:C	40:BB:246:LEU:HD12	2.32	0.48
13:CL:30:ARG:H	13:CL:30:ARG:HG2	1.34	0.48
22:CU:48:HIS:ND1	22:CU:48:HIS:O	2.46	0.48
36:A5:901:G:N7	86:A5:3491:OHX:N4	2.60	0.48
36:A1:3184:A:OP2	52:BO:12[B]:LYS:NZ	2.46	0.48
86:A2:1983:OHX:N2	86:A2:2082:OHX:N4	2.60	0.48
36:A5:173:G:O2'	36:A5:174:C:H6	1.96	0.48

Continued on next page...

Continued from previous page...

Atom-1	Atom-2	Interatomic distance (Å)	Clash overlap (Å)
1:A2:765:G:C6	11:AJ:149:ARG:HB3	2.47	0.48
41:DC:302:ALA:HB2	54:DQ:39:ARG:NH1	2.26	0.48
36:A1:561:C:H2'	36:A1:562:C:C6	2.48	0.48
80:A6:1681:A:H2	80:A6:1720:G:N2	2.07	0.48
36:A5:2228:A:H5''	36:A5:2228:A:H8	1.78	0.48
36:A1:3279:A:N6	36:A1:3280:U:O4	2.46	0.48
20:AS:24:GLY:O	20:AS:26:ILE:N	2.45	0.48
1:A2:1253:U:H2'	1:A2:1254:U:C6	2.48	0.48
51:DN:184:LYS:C	51:DN:186:GLY:H	2.13	0.48
26:CY:15:ASN:HD22	26:CY:22:GLN:NE2	2.11	0.48
1:A2:393:C:H2'	1:A2:394:C:C6	2.48	0.48
1:A2:694:U:H2'	1:A2:695:U:H5	1.78	0.48
43:DE:89:THR:HG21	50:DM:115:PHE:HB2	1.94	0.48
80:A6:764:U:OP2	11:CJ:78:ARG:NH1	2.46	0.48
36:A5:2947:G:N3	40:DB:250:ALA:HB1	2.27	0.48
36:A1:2846:U:O2'	86:A1:3622:OHX:N2	2.46	0.48
1:A2:1639:C:O2	1:A2:1763:A:N1	2.46	0.48
36:A1:3169:U:O2'	36:A1:3170:A:OP1	2.27	0.48
42:BD:68:THR:CG2	42:BD:70:THR:H	2.26	0.48
80:A6:291:G:H2'	80:A6:292:U:C6	2.47	0.48
38:A4:120:C:H2'	38:A4:121:U:O4'	2.14	0.48
36:A5:2799:A:H1'	39:DA:42:ARG:HH21	105.48	0.48
15:CN:78:ASN:HB3	15:CN:80:LEU:HD22	1.94	0.48
41:DC:141:ARG:CZ	41:DC:180:LYS:HD3	2.43	0.48
27:CZ:66:VAL:HA	27:CZ:71:ILE:HG22	1.95	0.48
38:A8:82:U:H1'	38:A8:87:G:H5'	1.95	0.48
1:A2:383:G:N7	86:A2:2013:OHX:N4	2.61	0.48
17:AP:15:HIS:O	17:AP:21:ASP:HA	2.12	0.48
42:DD:148:ILE:HG13	42:DD:159:VAL:HG11	1.96	0.48
36:A1:1016:C:O2'	36:A1:1028:U:H5'	2.13	0.48
1:A2:1522:U:OP1	86:A2:1937:OHX:N3	2.46	0.48
80:A6:1789:G:H5''	80:A6:1789:G:H8	1.78	0.48
80:A6:437:A:O5'	80:A6:437:A:H8	1.95	0.48
42:BD:114:GLY:C	42:BD:116:ASP:H	2.15	0.48
36:A1:1017:C:OP2	36:A1:1017:C:H2'	2.13	0.48
80:A6:488:G:H21	80:A6:499:U:H3	1.57	0.48
86:A2:1918:OHX:N4	86:A2:2067:OHX:N4	2.62	0.48
80:A6:163:G:H4'	8:CG:53:SER:OG	2.12	0.48
36:A5:1940:G:OP1	55:DR:80:LYS:HE2	2.13	0.48
8:AG:1:MET:HE2	8:AG:106:LEU:HB2	1.95	0.48
1:A2:1202:A:H61	1:A2:1457:C:H5''	1.76	0.48

Continued on next page...

Continued from previous page...

Atom-1	Atom-2	Interatomic distance (Å)	Clash overlap (Å)
14:AM:123:VAL:HG11	14:AM:126:TRP:HB3	1.94	0.48
3:AB:62:LYS:C	3:AB:64:ARG:H	2.12	0.48
36:A5:3048:A:C5'	40:DB:53:MET:HE2	2.43	0.48
1:A2:495:C:H3'	1:A2:496:G:C4'	2.43	0.48
11:CJ:124:HIS:CE1	11:CJ:128:LEU:HD11	2.49	0.48
1:A2:992:A:O2'	1:A2:1785:U:O2	2.31	0.48
18:CQ:79:TYR:O	18:CQ:82:ARG:HG2	2.13	0.48
42:DD:110:LEU:HA	42:DD:113:LEU:HB2	1.96	0.48
63:DZ:54:THR:HG22	63:DZ:57:HIS:CE1	2.48	0.48
57:DT:17:ARG:HD2	57:DT:47:SER:HB3	1.96	0.48
2:CA:140:ASN:ND2	4:CC:62:PRO:HD3	2.28	0.48
59:BV:89:ASP:OD1	59:BV:91:VAL:HG13	2.12	0.48
36:A1:726:G:H5'	36:A1:726:G:H8	1.77	0.48
44:BF:120:THR:HB	57:BT:132:PRO:HB2	1.95	0.48
36:A5:2263:C:H2'	36:A5:2264:U:H5'	1.96	0.48
1:A2:1244:A:O2'	1:A2:1245:G:OP1	2.29	0.48
36:A5:3379:C:H4'	40:DB:315:GLY:HA2	1.95	0.48
36:A1:200:C:OP1	62:BY:60:ARG:NH1	2.46	0.48
5:CD:133:GLY:HA2	5:CD:155:GLY:HA3	1.93	0.48
36:A1:1549:U:H2'	36:A1:1550:C:C6	2.48	0.48
1:A2:358:U:O2'	1:A2:360:A:H5''	2.13	0.48
1:A2:192:U:O2	1:A2:192:U:H2'	2.13	0.48
60:DW:127:LYS:O	60:DW:131:ALA:N	2.45	0.48
1:A2:1746:A:H2'	1:A2:1747:G:O4'	2.13	0.48
36:A5:1536:G:N7	86:A5:3437:OHX:N2	2.62	0.48
60:BW:8:PHE:CD2	60:BW:46:PRO:HG3	2.49	0.48
36:A5:1236:G:N2	36:A5:1244:A:OP1	2.46	0.48
80:A6:1098:U:H5''	80:A6:1098:U:H6	1.78	0.48
80:A6:1491:U:H4'	80:A6:1492:A:H5''	1.96	0.48
41:DC:237:GLN:O	41:DC:246:ARG:HG3	2.12	0.48
1:A2:190:C:O2'	1:A2:191:C:H5'	2.14	0.48
3:AB:62:LYS:HD2	3:AB:91:VAL:HB	1.94	0.48
86:A1:3414:OHX:N5	86:A1:3812:OHX:N6	2.61	0.48
11:CJ:114:TYR:HD1	11:CJ:121:SER:H	1.60	0.48
80:A6:1154:G:H8	80:A6:1154:G:H5''	1.78	0.48
36:A1:1240:A:N6	36:A1:1244:A:H5''	2.27	0.48
36:A1:1845:G:H8	36:A1:1845:G:C5'	2.27	0.48
57:DT:7:TYR:CZ	57:DT:54:HIS:HB2	2.49	0.48
49:DL:154:VAL:HG23	49:DL:157:ARG:HG2	1.94	0.48
36:A5:2206:G:O2'	36:A5:2207:A:H5'	2.13	0.48
40:BB:293:ASN:HB3	40:BB:305:ILE:HG13	1.95	0.48

Continued on next page...

Continued from previous page...

Atom-1	Atom-2	Interatomic distance (Å)	Clash overlap (Å)
1:A2:1657:U:C4	86:A2:1969:OHX:N4	2.82	0.48
19:AR:17:ILE:HG12	19:AR:58:MET:HE2	1.95	0.48
36:A1:2529:A:C2	36:A1:2582:C:C2	3.01	0.48
10:AI:26:LYS:O	10:AI:26:LYS:HG3	2.12	0.48
1:A2:1258:U:H5'	12:AK:1:MET:O	2.14	0.48
1:A2:768:C:C6	11:AJ:143:ILE:HD13	2.49	0.48
42:BD:111:GLN:O	42:BD:113:LEU:N	2.46	0.48
36:A5:959:C:OP2	36:A5:960:U:H5	1.96	0.48
36:A5:1576:G:H5'	36:A5:1577:G:OP2	2.12	0.48
47:DI:9:TYR:CG	47:DI:97:LEU:HD13	2.48	0.48
13:AL:22:ASN:OD1	13:AL:24:LYS:HB2	2.14	0.48
36:A1:2717:U:OP1	86:A1:3527:OHX:N6	2.45	0.48
80:A6:689:G:O6	86:A6:2096:OHX:N2	2.46	0.48
86:A5:3548:OHX:N1	86:A5:3595:OHX:N4	2.62	0.48
36:A1:2883:U:H2'	36:A1:2884:C:C6	2.48	0.48
36:A1:3006:A:H2'	36:A1:3007:U:O4'	2.13	0.48
12:AK:33:GLU:CD	12:AK:33:GLU:H	2.16	0.48
36:A1:1506:A:H1'	36:A1:1848:G:O6	2.13	0.48
14:AM:82:PRO:O	14:AM:83:GLU:HB2	2.13	0.48
1:A2:1133:A:OP1	25:AX:31:LYS:HE2	2.13	0.48
36:A5:439:C:H4'	36:A5:440:A:OP1	2.12	0.48
9:CH:63:PRO:O	9:CH:64:VAL:HB	2.14	0.48
80:A6:765:G:O6	11:CJ:149:ARG:HG3	2.13	0.48
51:BN:37:HIS:HE1	51:BN:63:ARG:HD2	1.73	0.48
26:AY:59:GLY:O	26:AY:60:PHE:HB2	2.14	0.48
1:A2:142:G:N2	1:A2:173:A:H2	2.00	0.48
2:AA:69:ASN:HB3	2:AA:71:GLU:CD	2.34	0.48
36:A1:1191:U:C5'	36:A1:1192:C:H5'	2.43	0.48
49:BL:190:LYS:HB2	49:BL:190:LYS:HE2	1.49	0.48
8:CG:67:VAL:O	8:CG:68:LEU:HB2	2.13	0.48
1:A2:194:U:O2'	1:A2:195:G:O4'	2.30	0.48
36:A1:3139:A:C8	36:A1:3139:A:C5'	2.91	0.48
80:A6:542:A:H1'	80:A6:543:C:P	2.53	0.48
80:A6:1280:C:O2'	22:CU:70:THR:HG23	2.13	0.48
27:CZ:46:LYS:HB2	27:CZ:46:LYS:HE3	1.58	0.48
1:A2:346:G:O2'	13:AL:80:MET:HG2	2.13	0.48
54:DQ:100:THR:CG2	54:DQ:120:GLU:HB3	2.43	0.48
52:DO:42[B]:ASN:OD1	52:DO:125[B]:ARG:HD3	2.13	0.48
36:A5:996:A:C2	36:A5:1054:A:C4	3.01	0.48
11:AJ:91:LYS:O	11:AJ:92:LYS:HG2	2.13	0.48
63:DZ:121:ARG:CG	63:DZ:121:ARG:HH11	2.27	0.48

Continued on next page...

Continued from previous page...

Atom-1	Atom-2	Interatomic distance (Å)	Clash overlap (Å)
17:AP:110:GLU:HG3	20:AS:119:ILE:HD11	1.94	0.48
41:BC:205:PRO:HB3	41:BC:247:PHE:CD2	2.49	0.48
1:A2:526:A:H2'	1:A2:527:A:O4'	2.13	0.48
45:BG:149:LYS:O	45:BG:176:PRO:HG2	2.13	0.48
80:A6:875:G:H2'	80:A6:877:G:OP1	2.13	0.48
40:DB:339:ARG:HG2	40:DB:340:LYS:O	2.12	0.48
9:AH:158:ASP:O	9:AH:160:GLN:N	2.46	0.48
38:A8:130:C:H2'	38:A8:131:A:C8	2.49	0.48
36:A1:1295:G:OP1	56:BS:84:ARG:HG3	2.13	0.48
51:BN:53:TYR:HD1	51:BN:133:ILE:HD13	1.78	0.48
36:A5:3346:U:H2'	36:A5:3347:A:O4'	2.13	0.48
86:A2:2017:OHX:N5	86:A2:2037:OHX:N3	2.62	0.48
9:CH:73:VAL:HG12	9:CH:77:LEU:HB2	1.95	0.48
86:A5:3606:OHX:N6	86:A5:3740:OHX:N2	2.60	0.48
47:BI:218:ALA:HB3	86:BI:303:OHX:N4	2.29	0.48
80:A6:823:G:C5	80:A6:824:G:C8	3.01	0.48
7:AF:24:VAL:HG22	7:AF:25:LEU:H	1.78	0.48
8:AG:67:VAL:HG23	8:AG:68:LEU:O	2.13	0.48
1:A2:1203:A:OP2	86:A2:1992:OHX:N5	2.47	0.48
36:A5:1017:C:H2'	36:A5:1017:C:OP1	2.13	0.48
86:A1:3627:OHX:N4	86:A1:3710:OHX:N3	2.61	0.48
6:CE:106:LYS:HG3	6:CE:108:ARG:NH1	2.29	0.48
37:A7:121:U:H5'	42:DD:260:PHE:CE2	2.49	0.48
7:CF:146:THR:CG2	7:CF:157:ARG:HB3	2.44	0.48
36:A5:1307:G:H5''	52:DO:60[B]:LYS:NZ	2.29	0.48
86:A1:3512:OHX:N1	86:A1:3693:OHX:N2	2.61	0.48
59:DV:2:SER:O	59:DV:57:MET:N	2.42	0.48
40:DB:18:PRO:HG2	40:DB:20:LYS:HD2	1.95	0.48
20:CS:68:ARG:CG	20:CS:68:ARG:HH11	2.25	0.48
49:BL:24:VAL:HG12	51:BN:199:LEU:HD12	1.95	0.48
40:BB:284:ARG:HB3	40:BB:323:MET:HB3	1.96	0.48
80:A6:1762:A:H1'	80:A6:1783:C:H5'	1.94	0.48
36:A5:2663:G:H5'	42:DD:152:ARG:HD3	1.95	0.48
86:A1:3471:OHX:N1	86:A1:3744:OHX:N2	2.61	0.48
7:CF:43:PHE:CG	7:CF:44:ASN:N	2.82	0.48
7:CF:25:LEU:HD21	7:CF:29:ILE:HD12	1.95	0.48
86:A1:3479:OHX:N5	86:A1:3795:OHX:N1	2.62	0.48
86:A1:3479:OHX:N2	86:A1:3795:OHX:N1	2.62	0.48
86:A2:1965:OHX:N2	86:A2:2029:OHX:N6	2.60	0.48
17:AP:86:VAL:HG23	17:AP:87:PRO:HD2	1.96	0.48
1:A2:738:G:O6	86:A2:1976:OHX:N4	2.46	0.48

Continued on next page...

Continued from previous page...

Atom-1	Atom-2	Interatomic distance (Å)	Clash overlap (Å)
1:A2:700:C:H42	1:A2:738:G:H1	1.62	0.48
1:A2:881:A:H2'	1:A2:882:U:O4'	2.13	0.48
36:A5:2846:U:O2	86:A5:3566:OHX:N5	2.47	0.48
36:A5:677:A:H4'	36:A5:678:G:O5'	2.14	0.48
1:A2:11:A:C2'	1:A2:12:U:H5'	2.44	0.48
40:DB:92:TYR:HB2	40:DB:157:VAL:HG22	1.95	0.48
18:AQ:123:ARG:HG3	18:AQ:124:PRO:HD2	1.96	0.48
40:BB:224:HIS:HB2	40:BB:270:ARG:O	2.14	0.48
80:A6:1362:U:H1'	80:A6:1363:U:C4	2.49	0.48
10:AI:96:LEU:HD13	10:AI:179:CYS:SG	2.53	0.48
45:BG:161:GLU:HA	45:BG:164:VAL:HG22	1.96	0.48
38:A4:24:G:OP2	62:BY:13:ARG:HD3	2.12	0.48
41:DC:182:LEU:HA	41:DC:182:LEU:HD13	1.71	0.48
47:BI:98:ARG:H	47:BI:98:ARG:HD2	5.22	0.48
1:A2:879:G:O2'	15:AN:105:ASN:HB3	2.13	0.48
62:BY:39:LEU:HA	62:BY:42:GLN:HB2	1.94	0.48
1:A2:1715:G:O6	1:A2:1716:C:C4	2.56	0.48
36:A1:1019:G:H2'	36:A1:1020:G:O4'	2.14	0.48
17:CP:126:VAL:O	17:CP:127:ARG:HB2	2.14	0.48
86:A2:1970:OHX:N5	86:A2:2014:OHX:N2	2.61	0.48
36:A5:653:A:H5'	36:A5:2361:A:H5''	1.95	0.48
3:AB:131:ASP:CG	3:AB:180:THR:HG21	2.33	0.48
36:A1:547:G:HO2'	36:A1:548:G:C1'	2.26	0.48
80:A6:1229:G:C6	14:CM:47:GLU:HG2	2.49	0.48
18:AQ:112:TYR:CZ	18:AQ:114:ARG:NH1	2.82	0.48
18:AQ:113:ASP:CG	18:AQ:114:ARG:N	2.66	0.48
36:A1:249:U:H1'	36:A1:250:U:C2	2.49	0.48
7:AF:145:ASP:CG	7:AF:146:THR:H	2.17	0.48
80:A6:542:A:OP1	80:A6:544:A:C4	2.67	0.48
86:A1:3521:OHX:N3	86:A1:3801:OHX:N3	2.62	0.48
1:A2:545:A:H4'	1:A2:546:U:OP1	2.14	0.48
52:DO:65[B]:ASN:O	52:DO:68[B]:ARG:HG2	2.14	0.48
1:A2:782:U:H4'	1:A2:783:G:OP2	2.14	0.48
43:DE:54:TYR:HA	43:DE:65:ILE:CD1	2.44	0.48
86:A1:3467:OHX:N2	86:BA:301:OHX:N4	2.61	0.48
1:A2:730:G:H21	1:A2:731:C:H5''	1.78	0.48
36:A1:1658:G:H2'	36:A1:1659:U:H6	1.79	0.48
5:CD:8:LYS:HG2	22:CU:63:LEU:HD21	1.95	0.48
36:A1:650:C:H2'	36:A1:651:G:H8	1.77	0.48
4:CC:40:LYS:HG3	4:CC:247:ALA:HB1	1.96	0.48
1:A2:1480:G:H3'	1:A2:1481:C:C6	2.49	0.48

Continued on next page...

Continued from previous page...

Atom-1	Atom-2	Interatomic distance (Å)	Clash overlap (Å)
86:A1:3471:OHX:N3	86:A1:3744:OHX:N6	2.62	0.48
86:A1:3503:OHX:N2	86:A1:3698:OHX:N4	2.61	0.48
3:AB:146:GLN:H	3:AB:149:GLN:NE2	2.11	0.48
86:A1:3479:OHX:N2	86:A1:3795:OHX:N4	2.62	0.48
6:CE:118:GLU:C	6:CE:120:SER:H	2.17	0.48
36:A1:1874:A:H5''	55:BR:18:GLY:HA3	1.95	0.48
4:AC:139:ILE:HD11	4:AC:191:ALA:HB1	1.95	0.48
36:A5:1831:U:O2'	38:A8:114:G:OP1	2.19	0.48
22:CU:72:ASN:ND2	22:CU:73:GLY:H	2.11	0.48
42:BD:60:ILE:HB	42:BD:80:SER:HB3	1.94	0.48
42:DD:289:LYS:O	42:DD:292:ALA:HB3	2.14	0.48
63:BZ:46:ILE:HD11	63:BZ:49:TYR:CG	2.49	0.48
36:A1:174:C:H2'	36:A1:175:C:C6	2.49	0.48
42:BD:95:TRP:CH2	42:BD:161:GLY:HA2	2.49	0.48
36:A1:371:G:O6	86:A1:3756:OHX:N4	2.46	0.48
36:A1:398:A:C5	53:BP:3:ARG:NH2	2.78	0.48
11:CJ:64:GLU:O	11:CJ:65:LYS:HB2	2.13	0.48
1:A2:812:A:OP1	1:A2:858:G:N2	2.47	0.48
56:DS:104:GLU:HG3	56:DS:104:GLU:O	2.14	0.48
55:BR:46:LYS:O	55:BR:46:LYS:HG3	2.13	0.48
60:BW:9:SER:HB2	60:BW:51:TRP:CZ3	2.48	0.48
6:CE:192:ILE:HG13	6:CE:243:GLY:HA3	1.95	0.48
45:DG:244:ALA:HA	45:DG:247:ASP:HB2	1.95	0.48
15:CN:46:THR:OG1	15:CN:49:GLN:HG2	2.14	0.48
36:A1:212:G:H3'	41:BC:221:ASN:HD21	1.78	0.48
36:A1:3184:A:OP2	52:BO:12[A]:LYS:NZ	2.47	0.48
3:AB:185:THR:O	3:AB:189:ILE:HG13	2.12	0.48
21:CT:57:ARG:HH11	21:CT:57:ARG:CG	2.17	0.48
86:A6:1915:OHX:N1	86:A6:2002:OHX:N4	2.61	0.48
10:AI:8:ARG:HD2	10:AI:21:PHE:HD1	1.79	0.48
36:A1:1308:A:OP2	36:A1:1308:A:H8	1.90	0.48
36:A1:1861:G:O6	86:A1:3541:OHX:N2	2.46	0.48
3:AB:63:GLY:HA2	3:AB:88:VAL:O	2.13	0.48
80:A6:193:U:C2	80:A6:195:G:H1'	2.49	0.48
21:AT:126:GLU:CD	21:AT:126:GLU:H	2.17	0.48
86:A6:1923:OHX:N4	86:A6:1931:OHX:N5	2.62	0.48
17:CP:68:PRO:O	86:CP:201:OHX:N1	2.47	0.48
45:BG:245:LYS:HZ3	45:BG:249:ARG:NH2	2.09	0.48
36:A5:1085:A:C8	36:A5:1085:A:H5''	2.49	0.48
36:A1:1213:G:H8	36:A1:1213:G:H5''	1.79	0.48
1:A2:1347:U:O2	1:A2:1516:A:H5'	2.14	0.48

Continued on next page...

Continued from previous page...

Atom-1	Atom-2	Interatomic distance (Å)	Clash overlap (Å)
1:A2:1002:G:N1	1:A2:1761:U:OP1	2.43	0.48
36:A1:1645:U:C2'	36:A1:1646:G:H5'	2.44	0.48
36:A1:2828:G:OP1	47:BI:7:ARG:NH1	2.47	0.48
12:CK:87:VAL:O	12:CK:90:THR:N	2.41	0.48
36:A5:3245:A:H2	36:A5:3246:G:N1	2.12	0.48
86:A5:3598:OHX:N4	86:A5:3821:OHX:N6	2.62	0.48
40:DB:39:LYS:HB2	40:DB:40:PRO:HD2	1.96	0.48
55:DR:95:TRP:CZ2	55:DR:99:LEU:HG	2.49	0.48
10:AI:197:THR:HA	10:AI:200:LYS:HB2	1.96	0.48
1:A2:1509:C:H2'	1:A2:1510:U:O4'	2.14	0.48
4:CC:89:GLN:HG3	4:CC:93:GLY:O	2.14	0.48
61:DX:64:GLU:OE2	61:DX:87:SER:HA	2.14	0.48
80:A6:248:U:OP1	86:A6:1978:OHX:N3	2.47	0.48
57:BT:6:GLY:O	57:BT:9:SER:HB3	2.14	0.48
80:A6:340:U:H2'	80:A6:341:A:C8	2.49	0.48
48:BJ:133:ARG:HD2	48:BJ:152:HIS:O	2.12	0.48
80:A6:282:C:H2'	80:A6:283:U:O4'	2.14	0.48
53:DP:108:ASP:N	53:DP:152:GLU:OE2	2.31	0.48
41:BC:316:ASN:OD1	41:BC:318:LEU:HB2	2.14	0.48
2:CA:90:ALA:HA	2:CA:95:ALA:HB3	1.95	0.48
11:CJ:129:ILE:HG12	11:CJ:134:ILE:HG12	1.96	0.48
36:A1:2225:U:H2'	36:A1:2226:U:C6	2.48	0.48
36:A1:2207:A:C2'	36:A1:2208:A:H5'	2.44	0.48
1:A2:78:A:N3	8:AG:175:ILE:HG12	2.29	0.48
80:A6:674:C:H2'	80:A6:675:U:C6	2.49	0.48
80:A6:1490:C:OP1	80:A6:1514:U:H5	1.96	0.48
36:A5:1024:G:C2'	36:A5:1026:A:H8	2.26	0.48
36:A1:3279:A:C5'	36:A1:3279:A:H8	2.23	0.48
36:A5:1567:U:H1'	36:A5:1570:U:C5	2.45	0.48
1:A2:1482:C:OP2	1:A2:1521:G:N2	2.46	0.48
36:A5:1724:U:O2	36:A5:1725:C:C2	2.66	0.48
59:BV:80:ARG:NE	59:BV:97:ASP:OD2	2.39	0.48
21:AT:52:GLY:C	21:AT:54:PHE:H	2.15	0.48
27:AZ:46:LYS:HE2	27:AZ:70:LYS:HD2	1.94	0.48
80:A6:1368:G:O6	86:A6:1941:OHX:N4	2.47	0.48
20:AS:11:PHE:CD2	20:AS:59:GLY:HA2	2.49	0.48
27:AZ:50:ILE:HG22	27:AZ:51:LEU:HD12	1.95	0.48
86:A2:1922:OHX:N4	86:A2:1978:OHX:N4	2.61	0.48
36:A5:1222:G:H8	36:A5:1222:G:OP2	1.97	0.48
36:A1:3364:C:OP1	86:A1:3471:OHX:N5	2.47	0.48
86:A6:1921:OHX:N1	86:A6:2099:OHX:N5	2.62	0.48

Continued on next page...

Continued from previous page...

Atom-1	Atom-2	Interatomic distance (Å)	Clash overlap (Å)
48:DJ:100:GLY:O	48:DJ:159:THR:HG21	2.13	0.48
1:A2:1282:U:O4	86:A2:2029:OHX:N2	2.45	0.48
6:CE:118:GLU:HA	6:CE:121:TYR:CE1	2.49	0.48
26:CY:89:TYR:HE1	26:CY:93:ARG:NH1	2.11	0.48
1:A2:1437:U:H5'	5:AD:176:LEU:HD23	1.95	0.48
57:DT:32:LYS:HE3	57:DT:98:HIS:CD2	2.49	0.48
86:A1:3562:OHX:N6	86:A1:3748:OHX:N3	2.61	0.48
36:A5:508:U:H2'	36:A5:509:U:H6	1.78	0.48
27:CZ:71:ILE:HD12	27:CZ:71:ILE:HA	1.73	0.48
55:BR:27:ASN:O	86:BR:201:OHX:N6	2.47	0.48
36:A5:1036:A:H2'	36:A5:1037:C:O4'	2.13	0.48
56:BS:42:TRP:O	56:BS:46:GLN:HG3	2.14	0.48
36:A5:797:U:O2	49:DL:12:ASN:ND2	2.47	0.48
36:A1:977:C:OP1	54:BQ:141:ARG:NH2	2.37	0.48
18:AQ:94:GLN:HB2	18:AQ:102:LYS:HD2	1.96	0.48
36:A5:229:G:H5''	62:DY:4:GLN:HB2	1.95	0.48
44:DF:214:TRP:CZ2	44:DF:219:LYS:HE3	2.49	0.48
17:AP:19:GLY:N	20:AS:93:THR:O	2.47	0.48
12:AK:80:LEU:O	12:AK:82:LEU:N	2.41	0.48
80:A6:9:U:O4	86:A6:2001:OHX:N3	2.47	0.48
36:A1:792:G:H2'	36:A1:793:C:C6	2.48	0.48
36:A5:2355:G:H5'	53:DP:139:TYR:CE1	2.49	0.48
36:A5:439:C:O2	36:A5:493:G:N2	2.44	0.48
3:AB:181:LEU:O	3:AB:182:ALA:C	2.52	0.48
36:A1:494:G:OP1	36:A1:494:G:H3'	2.14	0.48
53:DP:84:PRO:HB2	53:DP:87:SER:HB2	1.96	0.48
20:AS:22:VAL:HG13	20:AS:31:ALA:HB1	1.96	0.48
40:DB:347:SER:HB3	40:DB:350:ALA:N	2.26	0.48
21:CT:89:ARG:NH1	21:CT:89:ARG:HG3	2.24	0.48
36:A5:1307:G:H1'	36:A5:1308:A:N7	2.28	0.48
36:A1:1740:U:C1'	36:A1:1741:A:H2	2.25	0.48
1:A2:755:A:HO2'	1:A2:756:A:P	2.37	0.48
50:BM:115:PHE:O	50:BM:119:GLN:HG3	2.14	0.48
40:BB:305:ILE:HG13	40:BB:305:ILE:H	1.37	0.48
39:BA:30:ARG:HB2	39:BA:36:GLU:OE2	2.13	0.48
1:A2:823:G:H2'	1:A2:824:G:C8	2.49	0.48
49:BL:157:ARG:HG2	49:BL:158:ALA:H	1.79	0.48
36:A5:3060:C:OP1	86:A5:3633:OHX:N5	2.47	0.48
16:AO:16:VAL:HG22	16:AO:33:LEU:HA	1.95	0.48
1:A2:680:U:H2'	1:A2:681:U:C6	2.49	0.48
49:DL:100:ARG:O	49:DL:101:ARG:HB3	2.14	0.48

Continued on next page...

Continued from previous page...

Atom-1	Atom-2	Interatomic distance (Å)	Clash overlap (Å)
1:A2:114:C:C6	1:A2:114:C:H5'	2.49	0.48
1:A2:927:C:H1'	16:AO:125:SER:CB	2.44	0.48
36:A1:1874:A:OP2	55:BR:21:LYS:HE2	2.14	0.48
42:BD:68:THR:HB	42:BD:71:GLY:O	2.14	0.48
36:A5:3241:G:H2'	36:A5:3245:A:C8	2.49	0.48
63:DZ:65:ARG:HH11	63:DZ:65:ARG:CG	2.27	0.48
36:A1:1669:C:C2'	36:A1:1670:C:H5'	2.44	0.48
80:A6:340:U:H2'	80:A6:341:A:H8	1.79	0.48
36:A5:1677:G:N7	58:DU:74:LYS:HE3	2.29	0.48
37:A3:60:G:H2'	37:A3:61:G:C8	2.49	0.48
36:A1:1063:G:C6	57:BT:109:VAL:HG22	2.49	0.48
58:DU:92:TRP:O	58:DU:108:TYR:N	2.44	0.48
54:BQ:70:ALA:O	54:BQ:73:GLN:HB2	2.14	0.48
36:A1:2101:C:O2'	36:A1:2102:U:O5'	2.23	0.48
36:A1:2969:A:N7	39:BA:215:ASN:ND2	2.59	0.48
59:BV:46:LEU:HG	59:BV:47:ASN:OD1	2.13	0.48
24:AW:111:MET:HE1	24:AW:116:ALA:HA	1.95	0.48
40:BB:106:TRP:HB2	40:BB:133:TYR:CE2	2.49	0.48
1:A2:1317:C:H2'	1:A2:1318:G:O4'	2.14	0.48
80:A6:1230:A:C8	80:A6:1258:U:C4	2.97	0.47
36:A5:1816:A:O2'	36:A5:1817:G:H5''	2.14	0.47
36:A1:2960:C:H2'	36:A1:2961:G:H8	1.79	0.47
36:A1:1307:G:H5''	52:BO:60[B]:LYS:NZ	2.29	0.47
3:CB:164:ILE:HD13	3:CB:207:LEU:HD11	1.96	0.47
3:CB:48:VAL:HG21	3:CB:61:LEU:HD13	1.95	0.47
1:A2:487:G:H3'	1:A2:488:G:C5'	2.43	0.47
36:A1:3362:A:H2'	36:A1:3363:U:O4'	2.14	0.47
39:DA:209:HIS:CD2	39:DA:211:HIS:H	2.29	0.47
80:A6:793:A:C3'	80:A6:794:U:H5'	2.44	0.47
36:A1:763:G:OP2	86:A1:3813:OHX:N3	2.47	0.47
36:A1:3203:U:O4	86:A1:3762:OHX:N4	2.47	0.47
36:A5:253:A:O2'	36:A5:254:A:H8	1.97	0.47
1:A2:1783:C:H2'	1:A2:1784:C:C6	2.49	0.47
86:A2:1997:OHX:N5	86:AL:201:OHX:N3	2.62	0.47
42:BD:155:THR:HB	42:BD:179:ARG:HA	1.96	0.47
86:A1:3509:OHX:N1	86:A1:3746:OHX:N5	2.61	0.47
36:A5:3121:U:H1'	36:A5:3122:A:H5''	1.96	0.47
13:CL:18:HIS:O	86:CL:201:OHX:N3	2.46	0.47
80:A6:1065:A:O2'	3:CB:146:GLN:NE2	2.46	0.47
62:BY:115:ARG:O	62:BY:119:ILE:HG13	2.14	0.47
20:CS:17:LEU:HD21	20:CS:66:LEU:HD13	1.95	0.47

Continued on next page...

Continued from previous page...

Atom-1	Atom-2	Interatomic distance (Å)	Clash overlap (Å)
36:A5:217:U:C2'	36:A5:218:G:OP1	2.62	0.47
58:DU:100:THR:O	58:DU:101:ASN:HB2	2.14	0.47
58:DU:56:VAL:HG22	58:DU:65:VAL:HG22	1.96	0.47
80:A6:6:G:OP2	4:CC:205:ARG:HD2	2.13	0.47
14:CM:113:ARG:O	14:CM:115:VAL:HG23	2.14	0.47
16:CO:16:VAL:HG21	16:CO:18:ARG:NH2	2.29	0.47
80:A6:817:A:H2'	80:A6:818:C:C6	2.49	0.47
1:A2:629:U:OP1	15:AN:127:ARG:NH2	2.47	0.47
1:A2:209:U:H2'	1:A2:210:A:C8	2.49	0.47
14:AM:33:ARG:O	14:AM:37:VAL:HG23	2.13	0.47
10:AI:87:ASN:O	10:AI:90:LEU:HB2	2.14	0.47
41:BC:193:LYS:HB2	41:BC:193:LYS:HE3	1.67	0.47
36:A5:181:U:H2'	36:A5:182:U:O4'	2.14	0.47
46:DH:139:ASN:N	46:DH:139:ASN:OD1	2.47	0.47
11:CJ:30:LEU:HA	11:CJ:30:LEU:HD23	1.67	0.47
7:CF:170:GLN:O	7:CF:173:ALA:HB3	2.14	0.47
46:DH:103:ILE:HD11	46:DH:134:ILE:CG2	2.44	0.47
80:A6:460:A:H5'	80:A6:461:G:OP2	2.14	0.47
80:A6:1:U:O2'	80:A6:370:A:OP2	2.32	0.47
4:CC:103:VAL:HG22	4:CC:113:LEU:HD23	1.96	0.47
11:CJ:87:SER:OG	11:CJ:90:LYS:HB2	2.14	0.47
42:DD:283:ALA:O	42:DD:286:VAL:HB	2.14	0.47
36:A1:1733:G:O5'	86:A1:3811:OHX:N2	2.47	0.47
36:A1:3048:A:C5'	40:BB:53:MET:HE3	2.44	0.47
36:A1:1221:A:H3'	36:A1:1222:G:H5''	1.95	0.47
1:A2:1064:G:H2'	1:A2:1065:A:C8	2.49	0.47
1:A2:196:G:O2'	1:A2:197:A:C8	2.65	0.47
42:DD:265:TYR:O	42:DD:269:SER:HB3	2.13	0.47
80:A6:470:A:C8	80:A6:470:A:C5'	2.97	0.47
3:AB:61:LEU:CD2	3:AB:62:LYS:H	2.28	0.47
36:A5:2750:U:OP2	57:DT:69:LYS:HE3	2.14	0.47
22:CU:20:ILE:HG13	22:CU:96:PRO:HA	1.96	0.47
1:A2:823:G:H2'	1:A2:824:G:O4'	2.14	0.47
1:A2:747:C:O2'	24:AW:80:ASN:ND2	2.48	0.47
24:AW:105:THR:HG23	24:AW:110:ILE:CG1	2.45	0.47
36:A1:627:U:O4	86:A1:3544:OHX:N5	2.47	0.47
80:A6:452:A:OP2	80:A6:453:U:H5	1.98	0.47
56:DS:42:TRP:O	56:DS:46:GLN:HG3	2.15	0.47
80:A6:1754:A:H4'	80:A6:1755:A:O5'	2.14	0.47
3:CB:126:THR:CG2	3:CB:136:ARG:HE	2.27	0.47
41:DC:222:VAL:HA	41:DC:223:PRO:HD3	1.69	0.47

Continued on next page...

Continued from previous page...

Atom-1	Atom-2	Interatomic distance (Å)	Clash overlap (Å)
49:DL:87:ALA:O	49:DL:91:ARG:HG3	2.14	0.47
36:A5:191:U:H2'	36:A5:192:C:C6	2.49	0.47
86:A1:3520:OHX:N5	86:A1:3717:OHX:N6	2.62	0.47
57:BT:57:TYR:OH	57:BT:87:LYS:HD2	2.14	0.47
12:CK:1:MET:HG3	12:CK:2:LEU:H	1.79	0.47
57:BT:96:ILE:HD12	57:BT:96:ILE:HA	1.56	0.47
10:CI:151:LYS:HD2	10:CI:151:LYS:HA	1.44	0.47
52:DO:138[A]:LEU:HA	52:DO:138[A]:LEU:HD12	1.66	0.47
24:CW:30:SER:OG	24:CW:31:SER:N	2.47	0.47
36:A5:1470:U:H2'	36:A5:1471:U:C6	2.49	0.47
36:A1:1334:U:OP1	44:BF:206:LYS:HE3	2.13	0.47
36:A5:1643:A:H4'	36:A5:1822:C:H5'	1.95	0.47
40:DB:296:THR:HG21	40:DB:357:LYS:HA	1.95	0.47
36:A5:2836:C:C5	36:A5:2852:C:N4	2.71	0.47
11:CJ:113:VAL:HG21	11:CJ:134:ILE:HG21	1.97	0.47
17:AP:125:PRO:O	17:AP:126:VAL:HB	2.14	0.47
1:A2:1366:U:O2'	21:AT:7:ARG:HD2	2.15	0.47
42:DD:270:LYS:HG3	42:DD:273:ARG:HB2	1.96	0.47
86:A5:3567:OHX:N3	86:A5:3699:OHX:N5	2.62	0.47
86:A5:3514:OHX:N3	86:A7:209:OHX:N4	2.63	0.47
19:AR:13:SER:OG	19:AR:54:THR:HG22	2.13	0.47
58:BU:43:VAL:HB	58:BU:49:ASN:HB3	1.96	0.47
1:A2:39:A:OP1	11:AJ:6:ARG:NH1	2.47	0.47
1:A2:1537:C:C4	86:A2:2048:OHX:N3	2.82	0.47
36:A1:1353:U:O2'	43:BE:8:LYS:O	2.33	0.47
25:CX:69:ARG:HD2	25:CX:116:ASP:OD2	2.14	0.47
22:AU:48:HIS:O	22:AU:48:HIS:CG	2.67	0.47
86:A6:2046:OHX:N6	86:A6:2094:OHX:N2	2.61	0.47
41:BC:203:ARG:NH1	41:BC:226:GLU:OE2	2.47	0.47
36:A1:3084:C:H2'	36:A1:3085:G:O4'	2.13	0.47
4:CC:66:PHE:HA	4:CC:134:LEU:HD21	1.96	0.47
43:BE:50:LYS:HG2	43:BE:74:VAL:HG21	1.96	0.47
80:A6:886:U:H2'	80:A6:887:A:H8	1.79	0.47
36:A1:2883:U:H2'	36:A1:2884:C:H6	1.78	0.47
48:DJ:81:GLU:HA	48:DJ:84:LEU:HD12	1.95	0.47
18:CQ:39:VAL:CG1	18:CQ:41:PRO:HD2	2.44	0.47
26:AY:84:LYS:HD2	26:AY:85:PHE:CE1	2.50	0.47
63:DZ:23:VAL:HG12	63:DZ:45:GLY:HA3	1.96	0.47
42:DD:68:THR:HG22	42:DD:70:THR:N	2.30	0.47
36:A5:3013:U:H2'	36:A5:3014:U:C6	2.48	0.47
41:BC:60:THR:HG21	41:BC:77:VAL:HG22	1.95	0.47

Continued on next page...

Continued from previous page...

Atom-1	Atom-2	Interatomic distance (Å)	Clash overlap (Å)
36:A1:3043:C:OP2	59:BV:48:ARG:NH2	2.47	0.47
36:A1:2714:G:H4'	36:A1:2715:A:O5'	2.14	0.47
3:CB:154:SER:OG	3:CB:154:SER:O	2.30	0.47
45:BG:156:ASP:N	45:BG:156:ASP:OD2	2.44	0.47
36:A5:1750:A:H4'	36:A5:1751:G:H5'	1.96	0.47
36:A1:1733:G:P	86:A1:3811:OHX:N4	2.86	0.47
40:BB:76:VAL:HA	40:BB:326:GLY:H	1.79	0.47
1:A2:838:G:O6	86:A2:2074:OHX:N4	2.46	0.47
36:A1:2836:C:O4'	36:A1:2836:C:O2	2.29	0.47
80:A6:1229:G:N1	14:CM:47:GLU:HG2	2.30	0.47
47:DI:174:THR:O	47:DI:175:ASN:HB2	2.13	0.47
17:AP:126:VAL:CG1	17:AP:127:ARG:H	2.19	0.47
86:A5:3487:OHX:N1	86:A5:3644:OHX:N5	2.62	0.47
8:CG:73:ILE:CD1	8:CG:75:LEU:HD21	2.39	0.47
10:AI:8:ARG:NH2	10:AI:21:PHE:HB3	2.28	0.47
9:AH:30:SER:O	9:AH:32:PRO:HD2	2.14	0.47
9:AH:35:LYS:HZ2	9:AH:39:ARG:HD2	1.79	0.47
52:DO:110[A]:PRO:HA	52:DO:113[A]:ASP:OD2	2.14	0.47
3:AB:61:LEU:O	3:AB:63:GLY:N	2.47	0.47
36:A1:2767:U:O4	86:A1:3584:OHX:N6	2.47	0.47
8:CG:155:ASP:OD2	8:CG:155:ASP:N	2.42	0.47
7:AF:36:ALA:HB3	7:AF:45:LYS:NZ	2.29	0.47
20:CS:82:PRO:HG2	20:CS:85:PHE:HB2	1.96	0.47
5:AD:179:GLN:NE2	5:AD:179:GLN:C	2.68	0.47
80:A6:496:G:H2'	80:A6:496:G:N3	2.30	0.47
36:A5:2201:G:N2	39:DA:224:THR:HG21	2.28	0.47
48:BJ:85:LYS:HB2	48:BJ:85:LYS:HE3	1.68	0.47
80:A6:358:U:O2'	80:A6:360:A:H5''	2.14	0.47
1:A2:558:U:H2'	1:A2:558:U:O2	2.14	0.47
36:A5:2257:C:O5'	36:A5:2257:C:H6	1.98	0.47
36:A5:1085:A:H5''	36:A5:1085:A:H8	1.78	0.47
45:DG:150:LEU:HD22	45:DG:151:VAL:N	2.29	0.47
36:A1:3294:A:H5'	36:A1:3294:A:H8	1.79	0.47
36:A5:547:G:C5	36:A5:548:G:H1'	2.48	0.47
3:AB:117:TRP:NE1	3:AB:152:ARG:CZ	2.77	0.47
39:DA:66:PRO:HB2	39:DA:67:TYR:CE2	2.50	0.47
1:A2:349:U:O4	86:A2:2010:OHX:N3	2.47	0.47
36:A5:76:G:O6	49:DL:101:ARG:HA	2.14	0.47
24:AW:23:ARG:H	24:AW:24:GLN:NE2	2.13	0.47
80:A6:558:U:O2'	80:A6:559:C:O5'	2.32	0.47
36:A5:2684:C:OP1	48:DJ:16:LYS:NZ	2.48	0.47

Continued on next page...

Continued from previous page...

Atom-1	Atom-2	Interatomic distance (Å)	Clash overlap (Å)
60:DW:105:ARG:HG2	60:DW:105:ARG:HH21	1.78	0.47
4:CC:111:VAL:HG13	4:CC:191:ALA:HA	1.96	0.47
80:A6:1449:U:H2'	80:A6:1450:U:C6	2.49	0.47
86:A1:3520:OHX:N5	86:A1:3717:OHX:N2	2.63	0.47
41:BC:140:HIS:HA	41:BC:177:ASP:OD1	2.13	0.47
36:A1:2748:A:O2'	42:BD:48:LYS:HE2	2.14	0.47
36:A5:120:G:H22	45:DG:124:ASP:HA	1.78	0.47
62:BY:63:LYS:O	62:BY:66:GLN:HG3	2.13	0.47
44:BF:102:VAL:HG13	44:BF:126:LEU:HD22	1.96	0.47
27:AZ:72:GLY:O	27:AZ:74:SER:N	2.47	0.47
48:BJ:91:LEU:HD12	48:BJ:163:PHE:CZ	2.49	0.47
6:CE:89:VAL:O	6:CE:99:PHE:O	2.32	0.47
1:A2:1351:G:C2	1:A2:1375:A:C2	3.02	0.47
36:A1:3:U:C2	38:A4:157:U:C2	3.02	0.47
36:A1:1571:A:H2'	36:A1:1572:U:C4'	2.44	0.47
2:CA:125:ASP:HB3	2:CA:128:SER:HB2	1.96	0.47
80:A6:1572:G:N3	80:A6:1572:G:H2'	2.28	0.47
4:AC:106:ASP:N	4:AC:106:ASP:OD1	2.44	0.47
86:BI:303:OHX:N1	86:BI:304:OHX:N3	2.62	0.47
47:DI:3:ARG:CZ	47:DI:63:GLU:HG3	2.44	0.47
18:AQ:60:PHE:HA	18:AQ:63:ILE:HD11	1.96	0.47
1:A2:1231:U:O5'	1:A2:1259:U:H1'	2.14	0.47
36:A5:1093:A:N3	36:A5:1096:U:N3	2.63	0.47
36:A5:2177:G:O6	86:A5:3489:OHX:N1	2.47	0.47
36:A5:2397:A:OP1	36:A5:2398:A:C5'	2.60	0.47
52:DO:65[B]:ASN:HB3	52:DO:68[B]:ARG:HD3	1.97	0.47
36:A1:3165:A:H2'	36:A1:3166:C:C6	2.49	0.47
59:BV:79:VAL:HG23	59:BV:80:ARG:HG3	1.96	0.47
36:A1:2880:U:H1'	40:BB:250:ALA:HB3	1.96	0.47
11:CJ:142:ASN:HD22	11:CJ:143:ILE:HD12	1.78	0.47
16:AO:25:ASP:OD1	16:AO:26:THR:N	2.44	0.47
36:A1:2572:C:O2'	36:A1:2573:G:P	2.73	0.47
36:A1:3174:A:H2'	36:A1:3175:U:C5'	2.43	0.47
41:BC:141:ARG:NH1	41:BC:180:LYS:HD3	2.29	0.47
86:A6:2009:OHX:N1	86:A6:2072:OHX:N5	2.62	0.47
5:AD:133:GLY:HA3	5:AD:156:PHE:H	1.79	0.47
53:DP:30:ARG:HA	53:DP:119:VAL:HG11	1.95	0.47
2:CA:172:LEU:HD22	2:CA:176:LEU:HG	1.96	0.47
14:CM:52:LEU:HD12	14:CM:78:LEU:CB	2.44	0.47
61:BX:139:ILE:O	61:BX:139:ILE:HG13	2.12	0.47
7:AF:133:VAL:O	7:AF:137:ILE:HG12	2.13	0.47

Continued on next page...

Continued from previous page...

Atom-1	Atom-2	Interatomic distance (Å)	Clash overlap (Å)
1:A2:539:G:C8	1:A2:539:G:OP2	2.68	0.47
80:A6:1357:A:H2'	80:A6:1358:G:C8	2.49	0.47
42:DD:148:ILE:HD12	42:DD:148:ILE:HA	1.56	0.47
1:A2:1244:A:N3	1:A2:1244:A:H3'	2.29	0.47
21:CT:139:THR:O	21:CT:142:GLU:HG3	2.14	0.47
63:DZ:128:GLN:O	63:DZ:130:PHE:N	2.48	0.47
42:DD:115:LEU:HD12	42:DD:119:TYR:HD2	1.80	0.47
1:A2:1670:G:N7	86:A2:2005:OHX:N5	2.62	0.47
10:CI:38:ILE:HA	10:CI:60:ILE:O	2.14	0.47
62:BY:74:TYR:CZ	62:BY:77:LYS:HE3	2.50	0.47
36:A5:879:U:O2	36:A5:2357:A:H1'	2.14	0.47
20:AS:69:ILE:HG22	20:AS:73:MET:HE2	1.96	0.47
16:CO:125:SER:OG	16:CO:126:THR:N	2.48	0.47
36:A1:1846:C:OP1	36:A1:1849:C:N4	2.42	0.47
7:AF:172:ILE:O	7:AF:176:THR:HG23	2.14	0.47
36:A1:2508:U:H6	36:A1:2508:U:O5'	1.97	0.47
36:A5:801:A:H4'	36:A5:802:C:O5'	2.15	0.47
15:AN:11:ILE:HG13	15:AN:11:ILE:O	2.15	0.47
41:DC:295:ILE:O	41:DC:299:ILE:HG12	2.14	0.47
86:A6:1933:OHX:N1	86:A6:2068:OHX:N3	2.62	0.47
36:A1:1575:A:C6	36:A1:1576:G:C5	3.03	0.47
52:BO:72[A]:HIS:HB2	52:BO:74[A]:ARG:NH1	2.29	0.47
80:A6:1227:A:H4'	80:A6:1228:G:C5'	2.44	0.47
8:AG:63:MET:HG2	8:AG:99:GLY:O	2.14	0.47
80:A6:658:C:N4	80:A6:673:A:N1	2.63	0.47
86:A2:1975:OHX:N6	86:A2:1989:OHX:N2	2.62	0.47
1:A2:499:U:O2'	1:A2:500:C:P	2.72	0.47
36:A1:2561:A:C2	45:BG:32:LYS:HB2	2.49	0.47
86:A6:1967:OHX:N2	86:A6:2085:OHX:N6	2.62	0.47
41:BC:150:LEU:HD11	41:BC:172:VAL:HG13	1.96	0.47
45:DG:134:TYR:CG	45:DG:190:VAL:HG11	2.50	0.47
27:AZ:92:ILE:HG12	27:AZ:100:ILE:CG2	2.44	0.47
80:A6:811:A:N3	80:A6:858:G:H1'	2.29	0.47
7:AF:133:VAL:HG22	7:AF:198:LEU:HD13	1.96	0.47
21:CT:118:PRO:C	21:CT:120:GLY:H	2.18	0.47
1:A2:192:U:O2'	1:A2:193:U:O4'	2.33	0.47
36:A1:2252:A:H8	36:A1:2252:A:H5''	1.79	0.47
36:A5:128:G:H2'	36:A5:129:U:O4'	2.14	0.47
36:A5:2520:A:H2'	36:A5:2521:U:C6	2.50	0.47
23:AV:9:VAL:HG22	23:AV:10:GLU:H	1.79	0.47
1:A2:1349:G:N2	1:A2:1350:U:C2	2.83	0.47

Continued on next page...

Continued from previous page...

Atom-1	Atom-2	Interatomic distance (Å)	Clash overlap (Å)
44:BF:98:LYS:HB3	44:BF:99:PRO:HD3	1.95	0.47
36:A1:3335:A:H8	36:A1:3335:A:H5'	1.78	0.47
1:A2:909:U:H2'	1:A2:910:C:H6	1.80	0.47
62:BY:90:VAL:C	62:BY:92:GLY:H	2.18	0.47
42:BD:276:LYS:HB3	42:BD:277:LEU:H	1.48	0.47
3:CB:175:GLU:HG2	3:CB:193:ILE:CD1	2.44	0.47
55:BR:131:ALA:O	55:BR:132:PHE:CD1	2.68	0.47
4:AC:214:ALA:O	4:AC:218:ILE:HG13	2.14	0.47
80:A6:1535:U:H4'	80:A6:1535:U:OP1	2.15	0.47
80:A6:1535:U:H1'	80:A6:1536:G:C2	2.49	0.47
36:A5:2514:U:OP1	36:A5:2514:U:C6	2.68	0.47
23:CV:5:LYS:HD2	23:CV:5:LYS:H	1.79	0.47
13:CL:47:THR:HB	13:CL:114:ALA:HA	1.96	0.47
1:A2:1617:U:O2'	1:A2:1618:C:H5'	2.14	0.47
36:A1:3049:A:H8	36:A1:3049:A:C5'	2.22	0.47
42:BD:294:ALA:HB1	47:BI:217:PHE:HB3	1.96	0.47
9:AH:16:LEU:O	9:AH:20:VAL:HG23	2.14	0.47
6:CE:52:LEU:HB3	6:CE:54:TYR:CD2	2.49	0.47
36:A1:2282:U:O2	36:A1:2310:U:H4'	2.15	0.47
5:AD:113:LEU:HD23	5:AD:113:LEU:HA	1.65	0.47
9:AH:71:HIS:CG	9:AH:131:PHE:CZ	3.02	0.47
42:BD:56:THR:O	42:BD:58:LYS:N	2.39	0.47
40:DB:35:ASP:OD1	40:DB:184:ASN:O	2.32	0.47
44:BF:93:ASN:OD1	44:BF:93:ASN:N	2.48	0.47
41:BC:138:ARG:NH2	41:BC:240:PRO:HB2	2.29	0.47
1:A2:1533:C:P	20:AS:27:LYS:HZ1	2.37	0.47
38:A4:78:G:H2'	38:A4:79:A:C8	2.49	0.47
42:BD:264:GLN:HG2	42:BD:264:GLN:H	1.35	0.47
36:A5:3288:G:O2'	36:A5:3289:G:H8	1.97	0.47
1:A2:72:A:C3'	1:A2:73:U:H5''	2.45	0.47
80:A6:755:A:O2'	80:A6:756:A:P	2.73	0.47
18:CQ:97:VAL:HG12	18:CQ:98:ASP:N	2.27	0.47
9:AH:129:LEU:HD23	9:AH:129:LEU:HA	1.79	0.47
8:AG:78:THR:HG22	8:AG:79:LYS:H	1.80	0.47
2:AA:184:LEU:HB3	23:AV:45:ALA:HB2	1.96	0.47
47:DI:19:LYS:HG3	47:DI:26:VAL:HG22	1.96	0.47
80:A6:149:C:P	26:CY:124:ARG:HD2	2.55	0.47
1:A2:1450:U:OP2	86:A2:1940:OHX:N5	2.48	0.47
86:A5:3526:OHX:N4	86:A5:3739:OHX:N2	2.62	0.47
52:DO:124[B]:LEU:O	52:DO:128[B]:ARG:HB2	2.15	0.47
52:DO:128[A]:ARG:HA	52:DO:128[A]:ARG:HD3	1.50	0.47

Continued on next page...

Continued from previous page...

Atom-1	Atom-2	Interatomic distance (Å)	Clash overlap (Å)
1:A2:1789:G:C8	1:A2:1789:G:H5''	2.46	0.47
1:A2:269:G:C6	1:A2:287:G:C6	3.02	0.47
12:AK:12:HIS:CD2	12:AK:79:TYR:CD2	3.02	0.47
4:AC:161:LYS:O	86:AC:301:OHX:N1	2.47	0.47
56:BS:139:TYR:CD2	56:BS:140:VAL:HG23	2.50	0.47
40:BB:296:THR:HG22	40:BB:297:SER:N	2.29	0.47
27:AZ:54:VAL:HG22	27:AZ:57:TYR:CE1	2.50	0.47
36:A5:2664:C:O2'	36:A5:2665:U:H5'	2.15	0.47
54:DQ:96:PHE:CG	54:DQ:97:PRO:HD2	2.49	0.47
44:BF:73:GLY:O	57:BT:143:THR:HB	2.15	0.47
36:A5:3008:A:OP1	52:DO:72[A]:HIS:CD2	2.66	0.47
36:A1:2185:G:O2'	36:A1:2314:U:OP2	2.33	0.47
36:A5:2946:A:C5'	36:A5:2947:G:H5'	2.45	0.47
22:CU:52:LYS:HD3	22:CU:54:GLY:H	1.80	0.47
36:A1:1915:A:H2'	36:A1:1916:U:H6	1.79	0.47
3:AB:179:SER:HB3	3:AB:183:GLN:CD	2.34	0.47
3:AB:179:SER:HB3	3:AB:183:GLN:NE2	2.30	0.47
6:AE:42:LEU:HD12	6:AE:109:PHE:CB	2.45	0.47
1:A2:768:C:C2	11:AJ:143:ILE:HD13	2.49	0.47
4:CC:106:ASP:OD1	4:CC:108:ASN:N	2.43	0.47
36:A1:1471:U:H2'	36:A1:1472:U:C6	2.49	0.47
5:AD:21:LEU:HD22	5:AD:25:PHE:CE2	2.50	0.47
48:BJ:171:VAL:HG13	48:BJ:172:LEU:N	2.29	0.47
40:DB:153:LYS:HG2	40:DB:154:TYR:CE2	2.49	0.47
80:A6:1389:C:O2'	19:CR:52:GLY:HA3	2.13	0.47
37:A7:100:C:P	56:DS:52:LYS:NZ	2.87	0.47
86:A1:3614:OHX:N5	86:A1:3665:OHX:N6	2.62	0.47
42:DD:148:ILE:HG23	42:DD:151:GLN:HB3	1.95	0.47
59:BV:48:ARG:HH11	59:BV:48:ARG:HG3	1.79	0.47
9:CH:12:ALA:HB3	9:CH:13:PRO:HD3	1.95	0.47
36:A1:2383:C:H5'	52:BO:71[A]:PHE:CE2	2.49	0.47
46:DH:19:SER:HB3	50:DM:6:ILE:H	1.78	0.47
12:AK:26:ASP:OD1	12:AK:29:GLN:HG3	2.14	0.47
37:A7:106:U:H2'	37:A7:107:C:C6	2.50	0.47
4:CC:143:TYR:CD2	4:CC:147:ASN:HA	2.50	0.47
2:AA:140:ASN:HD21	23:AV:29:HIS:HA	1.80	0.47
6:CE:157:ASN:ND2	6:CE:222:LEU:HD11	2.30	0.47
80:A6:136:C:H4'	80:A6:137:U:O5'	2.13	0.47
3:AB:101:HIS:HD2	3:AB:217:LEU:HD22	1.80	0.47
36:A1:2984:C:H2'	36:A1:2985:C:H6	1.80	0.47
36:A1:3095:U:H2'	36:A1:3096:C:C6	2.49	0.47

Continued on next page...

Continued from previous page...

Atom-1	Atom-2	Interatomic distance (Å)	Clash overlap (Å)
57:BT:83:ARG:HD2	57:BT:85:LEU:HD21	1.97	0.47
61:DX:63:ILE:C	61:DX:63:ILE:HD13	2.34	0.47
5:AD:84:ILE:HD13	5:AD:85:VAL:H	1.78	0.47
40:BB:140:ASP:OD1	40:BB:142:ALA:HB2	2.14	0.47
36:A5:2696:A:H2'	36:A5:2697:A:C8	2.50	0.47
61:BX:115:ARG:NH1	61:BX:119:THR:OG1	2.48	0.47
48:DJ:106:ILE:CD1	48:DJ:125:MET:HG2	2.45	0.47
52:DO:34[B]:VAL:HB	52:DO:103[B]:LYS:HB2	1.96	0.47
86:A5:3756:OHX:N2	86:A5:3774:OHX:N5	2.62	0.47
12:AK:25:LYS:HD3	12:AK:59:PHE:CZ	2.50	0.47
36:A5:2641:U:H5''	36:A5:2642:A:OP1	2.14	0.47
14:AM:45:LEU:O	14:AM:49:THR:HG23	2.14	0.47
36:A1:1569:U:H5''	36:A1:1570:U:H6	1.78	0.47
80:A6:1152:A:O2'	80:A6:1153:G:H5'	2.14	0.47
36:A1:2426:U:H2'	36:A1:2427:U:C6	2.50	0.47
36:A5:818:C:H2'	36:A5:819:U:O4'	2.14	0.47
23:CV:35:ASN:OD1	23:CV:52:THR:HB	2.15	0.47
86:A5:3491:OHX:N6	86:A5:3734:OHX:N4	2.63	0.47
36:A5:491:C:H5''	36:A5:492:U:OP2	2.15	0.47
1:A2:1745:G:O6	86:A2:1966:OHX:N5	2.48	0.47
21:CT:57:ARG:NH1	21:CT:57:ARG:HG3	2.12	0.47
36:A5:1819:U:C2'	36:A5:1820:U:H5'	2.45	0.47
10:AI:8:ARG:C	10:AI:9:HIS:O	2.53	0.47
9:AH:39:ARG:HH12	55:BR:188:ASP:HB2	1.79	0.47
36:A1:2356:A:N6	36:A1:2983:C:H5	2.07	0.47
3:AB:62:LYS:O	3:AB:88:VAL:HB	2.15	0.47
36:A1:2280:A:OP2	86:A1:3671:OHX:N5	2.47	0.47
36:A5:1300:G:O3'	86:A5:3820:OHX:N6	2.47	0.47
1:A2:819:G:C6	1:A2:853:G:N1	2.82	0.47
44:BF:244:ASN:HD22	44:BF:244:ASN:C	2.18	0.47
1:A2:781:U:HO2'	1:A2:782:U:H6	1.61	0.47
1:A2:1450:U:H2'	1:A2:1451:C:C6	2.50	0.47
1:A2:1486:G:H1'	1:A2:1592:A:O2'	2.14	0.47
56:BS:12:ARG:HB3	56:BS:24:LEU:HD23	1.97	0.47
1:A2:894:U:H2'	1:A2:895:G:C8	2.49	0.47
19:AR:44:LYS:HE2	19:AR:44:LYS:HB2	1.64	0.47
12:AK:12:HIS:CD2	12:AK:79:TYR:HD2	2.33	0.47
51:DN:138:GLN:HA	51:DN:143:ARG:HD2	1.95	0.47
12:CK:54:TYR:HE2	12:CK:75:TYR:HB2	1.77	0.47
36:A1:1494:U:P	49:BL:42:ARG:HH22	74.17	0.47
36:A1:2340:U:OP1	40:BB:236:LYS:HE3	2.14	0.47

Continued on next page...

Continued from previous page...

Atom-1	Atom-2	Interatomic distance (Å)	Clash overlap (Å)
9:CH:168:SER:O	9:CH:172:VAL:HG23	2.15	0.47
80:A6:290:G:H5''	86:A6:2099:OHX:N1	2.29	0.47
36:A5:2947:G:N2	36:A5:2948:C:C2	2.83	0.47
14:AM:136:ILE:O	14:AM:140:PHE:HB2	2.14	0.47
45:DG:73:PRO:HD3	45:DG:233:TRP:CG	2.50	0.47
6:AE:42:LEU:HD23	6:AE:46:VAL:HB	1.97	0.47
26:CY:89:TYR:O	26:CY:92:VAL:HG22	2.15	0.47
50:BM:53:VAL:HA	50:BM:54:PRO:HD3	1.83	0.47
8:AG:45:PHE:HA	8:AG:48:TYR:HD2	1.79	0.47
36:A1:158:G:H2'	36:A1:159:A:C8	2.50	0.47
48:DJ:16:LYS:HG3	48:DJ:130:VAL:HG13	1.96	0.47
36:A5:1385:C:OP1	41:DC:141:ARG:NH1	2.42	0.47
80:A6:1789:G:C8	80:A6:1789:G:H5''	2.49	0.47
52:BO:8[A]:VAL:HG13	52:BO:34[A]:VAL:HG22	1.96	0.47
36:A1:520:U:O4	41:BC:349:THR:HG23	2.15	0.47
36:A5:322:U:H5''	36:A5:323:A:OP1	2.14	0.47
47:BI:208:ASN:HB2	47:BI:211:ARG:HD2	1.97	0.47
80:A6:712:G:N2	80:A6:726:C:O2	2.42	0.47
11:CJ:109:LEU:HA	11:CJ:109:LEU:HD23	1.68	0.47
38:A8:9:A:H2'	38:A8:10:A:C8	2.50	0.47
1:A2:1686:C:O2'	1:A2:1687:U:O5'	2.30	0.47
1:A2:1715:G:C5	1:A2:1716:C:C5	3.03	0.47
36:A5:437:G:C6	86:A5:3811:OHX:N5	2.83	0.47
40:BB:283:TYR:CZ	40:BB:325:LYS:HD2	2.50	0.47
36:A1:2534:G:C6	86:A1:3751:OHX:N4	2.83	0.47
36:A5:267:G:H4'	51:DN:50:ARG:HH11	1.80	0.47
36:A5:1765:U:H2'	36:A5:1766:G:O4'	2.15	0.47
11:AJ:122:VAL:O	11:AJ:125:ALA:HB3	2.14	0.47
41:DC:302:ALA:HB2	54:DQ:39:ARG:CZ	2.45	0.47
36:A5:1815:U:O2'	36:A5:1816:A:P	2.72	0.47
86:A5:3542:OHX:N1	86:A5:3662:OHX:N4	2.63	0.47
36:A1:2725:U:O4	86:A1:3452:OHX:N2	2.48	0.47
24:AW:10:ALA:HB1	24:AW:27:ILE:HD12	1.97	0.47
36:A1:2675:C:N4	48:BJ:22:SER:HB2	2.25	0.47
1:A2:485:A:H2'	1:A2:486:G:O4'	2.15	0.47
36:A1:3343:G:N2	36:A1:3362:A:H2	2.08	0.47
36:A1:915:A:C5	36:A1:917:A:H1'	2.50	0.47
36:A5:2898:G:OP2	36:A5:2899:C:H5'	2.15	0.47
80:A6:198:A:H2'	80:A6:199:G:H5'	1.97	0.47
41:BC:232:SER:O	41:BC:233:LEU:HB2	2.14	0.47
17:CP:107:ILE:HA	17:CP:111:MET:SD	2.55	0.47

Continued on next page...

Continued from previous page...

Atom-1	Atom-2	Interatomic distance (Å)	Clash overlap (Å)
17:CP:87:PRO:HA	17:CP:90:ILE:HG13	1.97	0.47
36:A5:2280:A:OP2	86:A5:3681:OHX:N5	2.48	0.47
36:A1:3113:A:OP1	46:BH:73:SER:OG	2.22	0.47
25:AX:127:VAL:O	25:AX:130:VAL:HG22	2.14	0.47
11:AJ:163:PRO:C	11:AJ:165:GLY:H	2.14	0.47
86:A1:3701:OHX:N1	86:A1:3784:OHX:N4	2.62	0.47
36:A5:2736:A:OP1	57:DT:92:ARG:NH1	2.43	0.47
36:A1:1659:U:H2'	36:A1:1660:C:C6	2.50	0.47
36:A5:3340:G:H4'	36:A5:3341:U:OP1	2.15	0.47
9:CH:166:LEU:C	9:CH:168:SER:H	2.16	0.47
59:BV:120:LYS:HB3	59:BV:137:VAL:CG2	2.45	0.47
80:A6:1383:G:OP1	22:CU:87:HIS:ND1	2.48	0.47
10:CI:110:ARG:NH2	36:A5:3354:U:O4	2.47	0.47
36:A1:2244:A:H5''	39:BA:243:THR:OG1	2.14	0.47
43:DE:98:VAL:HA	43:DE:101:PHE:HD2	1.80	0.47
86:A1:3562:OHX:N2	86:A1:3748:OHX:N1	2.62	0.47
86:A1:3562:OHX:N4	86:A1:3748:OHX:N3	2.62	0.47
15:CN:83:GLU:HG3	15:CN:84:ILE:HD13	1.97	0.47
86:A1:3598:OHX:N2	86:A1:3722:OHX:N1	2.62	0.47
46:BH:26:LYS:HA	46:BH:35:THR:HG22	1.97	0.47
41:DC:140:HIS:CG	41:DC:247:PHE:HB2	2.50	0.47
10:CI:26:LYS:HG3	10:CI:29:LEU:HD13	1.96	0.47
37:A3:64:A:H3'	47:BI:204:GLY:O	2.14	0.47
52:BO:85[B]:ARG:HD3	52:BO:90[B]:HIS:CG	2.50	0.47
20:AS:109:LEU:HG	20:AS:113:LEU:HD11	1.96	0.47
45:DG:106:LYS:O	45:DG:110:THR:HG23	2.15	0.47
25:AX:33:LEU:HA	25:AX:33:LEU:HD23	1.70	0.47
86:A1:3631:OHX:N4	55:BR:14:VAL:O	2.48	0.47
44:BF:191:VAL:HG12	44:BF:191:VAL:O	2.15	0.47
26:AY:102:LYS:HD2	26:AY:102:LYS:H	1.79	0.47
54:DQ:8:LYS:HE3	54:DQ:8:LYS:HB2	1.53	0.47
21:CT:77:ASN:OD1	21:CT:101:ASN:ND2	2.43	0.47
86:A1:3466:OHX:N6	86:A1:3667:OHX:N4	2.63	0.47
80:A6:502:U:H5'	80:A6:503:G:OP2	2.14	0.47
36:A1:531:G:H5'	86:A1:3783:OHX:N1	2.30	0.47
86:A2:1970:OHX:N1	86:A2:2014:OHX:N4	2.62	0.47
11:CJ:129:ILE:O	11:CJ:134:ILE:HD11	2.14	0.47
36:A5:2805:G:N3	36:A5:2967:A:H2	2.13	0.47
44:DF:80:GLN:HG3	57:DT:136:ARG:HB3	1.95	0.47
1:A2:190:C:N4	1:A2:196:G:C6	2.82	0.47
80:A6:469:C:C3'	80:A6:470:A:H5''	2.45	0.47

Continued on next page...

Continued from previous page...

Atom-1	Atom-2	Interatomic distance (Å)	Clash overlap (Å)
80:A6:1234:A:HO2'	80:A6:1235:C:P	2.35	0.47
1:A2:538:A:C8	1:A2:543:C:C4	3.03	0.47
80:A6:1238:A:OP2	86:A6:1953:OHX:N1	2.48	0.47
2:AA:33:GLN:C	2:AA:34:GLU:HG2	2.36	0.47
40:BB:37:ARG:O	40:BB:186:GLY:HA3	2.15	0.47
36:A1:1230:G:H1	36:A1:1279:C:N4	2.11	0.47
27:AZ:59:TYR:HD2	27:AZ:60:VAL:N	2.13	0.47
80:A6:992:A:O2'	80:A6:1785:U:O2	2.33	0.47
41:BC:141:ARG:CZ	41:BC:180:LYS:HD3	2.44	0.47
46:DH:111:PHE:HE1	49:DL:89:TYR:HB2	176.13	0.47
36:A5:735:A:O2'	36:A5:736:A:OP1	2.30	0.47
7:CF:41:LYS:HB3	7:CF:41:LYS:HE2	1.42	0.47
36:A1:209:A:H4'	36:A1:211:A:N7	2.30	0.47
86:A6:2005:OHX:N3	86:CL:201:OHX:N5	2.63	0.47
1:A2:1513:G:O2'	1:A2:1515:A:N3	2.38	0.47
36:A5:2111:G:H4'	36:A5:2112:U:OP2	2.15	0.47
6:AE:153:ASN:O	6:AE:174:LYS:NZ	2.40	0.47
36:A1:873:C:H4'	36:A1:874:U:OP2	2.15	0.47
36:A1:1584:U:H2'	36:A1:1585:C:C6	2.49	0.47
80:A6:1363:U:H3'	80:A6:1364:G:H8	1.80	0.47
52:DO:138[B]:LEU:HA	52:DO:138[B]:LEU:HD12	1.75	0.47
36:A1:3094:A:H2'	36:A1:3095:U:C6	2.50	0.47
40:BB:66:LYS:HE3	59:BV:124:ASP:OD2	2.14	0.47
36:A5:3177:G:O2'	36:A5:3179:U:OP1	2.22	0.47
36:A1:1340:G:H2'	36:A1:1341:U:H6	1.80	0.47
37:A7:15:C:O2'	42:DD:8:LYS:HD2	2.15	0.47
6:AE:98:ASN:HD22	6:AE:119:ALA:HB1	1.80	0.47
1:A2:372:G:H1'	1:A2:612:U:O2	2.14	0.47
57:DT:30:TYR:OH	57:DT:94:GLU:OE2	2.28	0.47
1:A2:1629:G:H2'	1:A2:1630:U:C6	2.51	0.47
24:AW:53:ILE:HG12	24:AW:60:LYS:HB2	1.96	0.47
36:A5:1608:C:H5''	61:DX:111:ASN:ND2	2.30	0.47
36:A5:1701:C:H2'	36:A5:1702:U:O4'	2.15	0.47
36:A1:3257:C:H2'	36:A1:3258:U:O4'	2.15	0.47
36:A1:103:G:OP1	49:BL:70:ARG:NH2	2.46	0.47
1:A2:1004:U:H4'	1:A2:1005:A:OP2	2.15	0.47
13:AL:104:HIS:O	13:AL:105:LYS:HG2	2.15	0.47
38:A8:84:C:H5'	38:A8:85:G:H5'	1.97	0.47
36:A5:1621:A:H2'	36:A5:1622:U:C6	2.50	0.47
36:A5:1352:A:H1'	36:A5:1353:U:H5'	1.97	0.47
1:A2:688:G:O6	86:A2:2042:OHX:N2	2.48	0.47

Continued on next page...

Continued from previous page...

Atom-1	Atom-2	Interatomic distance (Å)	Clash overlap (Å)
54:DQ:62:VAL:O	54:DQ:87:VAL:HA	2.14	0.47
7:CF:187:ILE:HG13	7:CF:187:ILE:H	1.46	0.47
7:CF:172:ILE:O	7:CF:176:THR:HG23	2.15	0.47
36:A1:2294:U:OP2	59:BV:71:LYS:HE2	2.15	0.47
36:A1:2180:G:H2'	36:A1:2181:C:C6	2.50	0.47
80:A6:895:G:N2	16:CO:38:THR:HG21	2.20	0.46
36:A5:725:G:H3'	36:A5:726:G:H5''	1.96	0.46
36:A1:1815:U:HO2'	36:A1:1816:A:P	2.29	0.46
36:A5:3174:A:H2'	36:A5:3175:U:C5'	2.46	0.46
1:A2:1459:C:N4	20:AS:139:LYS:HG3	2.29	0.46
2:CA:9:LEU:HD13	2:CA:10:THR:O	2.14	0.46
46:BH:96:HIS:O	46:BH:98:PRO:HD3	2.14	0.46
39:DA:130:SER:HA	39:DA:169:ILE:HG22	1.97	0.46
27:AZ:73:GLY:O	27:AZ:77:ARG:NH1	2.49	0.46
86:A1:3521:OHX:N4	86:A1:3801:OHX:N3	2.62	0.46
1:A2:544:A:H5''	1:A2:545:A:OP2	2.15	0.46
43:DE:58:LEU:HD12	43:DE:78:ARG:HD3	1.97	0.46
1:A2:417:A:H5'	1:A2:418:G:C5	2.50	0.46
86:A2:1906:OHX:N1	86:AC:301:OHX:N3	2.63	0.46
41:BC:226:GLU:OE2	41:BC:246:ARG:NH2	2.40	0.46
36:A1:2726:C:O5'	36:A1:2726:C:O2	2.33	0.46
1:A2:239:C:H3'	1:A2:240:U:O4'	2.15	0.46
1:A2:1555:A:P	17:AP:47:ARG:HH21	2.38	0.46
86:A5:3598:OHX:N1	86:A5:3821:OHX:N5	2.63	0.46
14:CM:57:ALA:O	14:CM:85:LYS:HE3	2.15	0.46
80:A6:1535:U:H1'	80:A6:1536:G:N1	2.30	0.46
2:AA:140:ASN:ND2	23:AV:29:HIS:HA	2.30	0.46
36:A1:2558:U:O2'	36:A1:2559:U:H5'	2.15	0.46
8:CG:30:LYS:HE3	8:CG:34:GLN:OE1	2.14	0.46
36:A5:731:U:H2'	36:A5:732:C:H6	1.79	0.46
42:BD:218:ARG:HA	42:BD:221:GLU:OE2	2.16	0.46
46:BH:47:LYS:HE3	46:BH:50:ASN:H	1.80	0.46
86:A6:1956:OHX:N1	86:A6:2058:OHX:N5	2.63	0.46
20:CS:15:LEU:H	20:CS:15:LEU:HD22	1.80	0.46
7:CF:73:THR:HG22	7:CF:74:ALA:N	2.30	0.46
36:A1:2580:A:O2'	86:A1:3708:OHX:N2	2.47	0.46
36:A5:2717:U:OP1	86:A5:3582:OHX:N3	2.48	0.46
36:A1:1677:G:N7	58:BU:74:LYS:HE3	2.30	0.46
51:DN:145:ASP:OD1	51:DN:147:ARG:HB2	2.15	0.46
36:A1:496:C:H6	36:A1:496:C:O5'	1.98	0.46
5:CD:172:THR:HA	5:CD:184:ILE:O	2.16	0.46

Continued on next page...

Continued from previous page...

Atom-1	Atom-2	Interatomic distance (Å)	Clash overlap (Å)
40:BB:120:LYS:HD3	40:BB:120:LYS:HA	1.59	0.46
44:BF:184:LEU:HA	44:BF:184:LEU:HD23	1.66	0.46
40:BB:306:THR:HG22	40:BB:310:GLY:HA2	1.96	0.46
36:A1:2186:U:H2'	36:A1:2187:G:O4'	2.14	0.46
55:BR:101:VAL:O	55:BR:104:ARG:NE	2.48	0.46
55:BR:105:LEU:HD11	55:BR:139:VAL:HG23	1.96	0.46
36:A1:1559:A:H4'	36:A1:1560:G:OP2	2.14	0.46
80:A6:219:A:OP1	80:A6:219:A:H4'	2.16	0.46
1:A2:77:U:H4'	1:A2:78:A:O5'	2.15	0.46
2:AA:71:GLU:HA	2:AA:95:ALA:N	2.31	0.46
2:AA:52:LYS:HB3	23:AV:82:VAL:HG22	1.97	0.46
36:A5:1232:C:C5	36:A5:1261:G:H2'	2.50	0.46
49:BL:165:SER:CB	49:BL:168:ARG:HB3	2.43	0.46
36:A1:2867:C:H6	36:A1:2867:C:C5'	2.24	0.46
42:DD:273:ARG:O	42:DD:273:ARG:HG2	2.15	0.46
44:DF:158:LYS:HD2	44:DF:159:GLN:N	2.30	0.46
20:AS:35:ILE:HB	20:AS:38:VAL:HG21	1.96	0.46
36:A5:1565:G:N2	36:A5:1566:A:H1'	2.30	0.46
80:A6:195:G:H2'	80:A6:196:G:H5''	1.96	0.46
80:A6:190:C:C4	80:A6:196:G:C6	3.03	0.46
36:A5:1658:G:H2'	36:A5:1659:U:C6	2.50	0.46
80:A6:1402:G:C6	80:A6:1403:C:C4	3.03	0.46
53:BP:60:PHE:CE2	53:BP:82:ARG:HB2	2.49	0.46
36:A1:2940:A:N7	40:BB:2:SER:N	2.63	0.46
36:A5:1655:G:H8	36:A5:1655:G:H5'	1.80	0.46
80:A6:417:A:H5'	80:A6:418:G:C5	2.50	0.46
1:A2:1537:C:N4	86:A2:2048:OHX:N6	2.64	0.46
22:AU:117:VAL:HG13	22:AU:118:VAL:N	2.30	0.46
12:CK:23:ALA:O	12:CK:24:LYS:HB3	2.15	0.46
24:AW:37:PHE:CE2	24:AW:103:ILE:HD12	2.50	0.46
42:BD:152:ARG:HH11	42:BD:152:ARG:CG	2.27	0.46
51:DN:14:LYS:HA	51:DN:19:LEU:HD23	1.97	0.46
41:BC:120:TYR:CD2	41:BC:277:PRO:HG3	2.50	0.46
1:A2:1280:C:H2'	1:A2:1281:G:H8	1.80	0.46
86:A1:3457:OHX:N6	86:A1:3792:OHX:N3	2.62	0.46
36:A1:121:A:C2	45:BG:129:PRO:HB3	2.49	0.46
36:A5:1313:G:H2'	36:A5:1314:C:H6	1.80	0.46
45:DG:205:ALA:C	45:DG:207:ASP:H	2.18	0.46
5:AD:46:THR:HB	5:AD:84:ILE:HG12	1.96	0.46
36:A5:307:A:OP2	86:A5:3782:OHX:N1	2.48	0.46
80:A6:1102:G:N7	25:CX:2:GLY:N	2.63	0.46

Continued on next page...

Continued from previous page...

Atom-1	Atom-2	Interatomic distance (Å)	Clash overlap (Å)
80:A6:206:A:OP2	86:A6:1986:OHX:N4	2.49	0.46
36:A5:687:U:O2'	36:A5:688:G:H5'	2.14	0.46
1:A2:258:C:N4	1:A2:259:U:O4	2.48	0.46
19:CR:34:LEU:O	19:CR:38:ILE:HD13	2.14	0.46
20:AS:108:LYS:HE3	20:AS:111:ASP:OD2	2.15	0.46
36:A1:1878:G:C2'	36:A1:1879:A:H5'	2.45	0.46
19:CR:10:LYS:HD3	19:CR:53:TYR:CZ	2.51	0.46
2:AA:124:THR:HG22	2:AA:174:TRP:CZ2	2.49	0.46
36:A5:16:A:OP1	61:DX:43:ALA:N	2.47	0.46
36:A1:3000:A:H2'	36:A1:3001:C:C6	2.50	0.46
41:DC:11:LEU:HD13	41:DC:159:ILE:HD11	1.97	0.46
80:A6:703:G:H2'	80:A6:704:C:C6	2.50	0.46
58:BU:17:VAL:HA	58:BU:103:TYR:O	2.15	0.46
47:BI:159:PHE:HB2	47:BI:163:GLN:OE1	2.15	0.46
7:AF:187:ILE:HD12	7:AF:187:ILE:H	1.81	0.46
36:A5:380:U:H2'	36:A5:381:U:C6	2.50	0.46
86:A5:3610:OHX:N1	86:A5:3814:OHX:N2	2.63	0.46
1:A2:1492:A:O2'	1:A2:1493:A:H8	1.80	0.46
46:BH:88:TYR:CE2	46:BH:184:LYS:HG2	2.50	0.46
36:A5:620:U:H6	36:A5:620:U:OP2	1.98	0.46
11:AJ:60:LEU:HD23	11:AJ:93:LEU:HD11	1.97	0.46
36:A5:1879:A:N3	36:A5:1879:A:H2'	2.29	0.46
36:A1:2852:C:N3	47:BI:158:LYS:NZ	2.63	0.46
36:A5:1025:A:H5'	36:A5:1026:A:OP2	2.16	0.46
36:A1:1861:G:OP2	86:A1:3650:OHX:N2	2.48	0.46
80:A6:197:A:H2'	80:A6:198:A:H8	1.77	0.46
56:DS:139:TYR:CD2	56:DS:140:VAL:HG23	2.51	0.46
36:A5:1556:C:O2'	86:A5:3469:OHX:N1	2.47	0.46
40:BB:4:ARG:O	40:BB:5:LYS:CB	2.63	0.46
36:A1:3155:U:O2'	36:A1:3156:U:OP1	2.28	0.46
23:CV:69:LEU:O	23:CV:73:ALA:N	2.45	0.46
36:A5:1481:A:C2'	36:A5:1858:A:N3	2.78	0.46
36:A5:119:U:C2	45:DG:138:HIS:CE1	3.03	0.46
80:A6:700:C:H2'	80:A6:701:U:C6	2.50	0.46
49:DL:89:TYR:CE1	49:DL:93:ILE:HD11	2.50	0.46
9:AH:14:THR:HG23	9:AH:15:GLU:H	1.80	0.46
5:CD:48:VAL:HB	5:CD:86:LEU:HD12	1.98	0.46
1:A2:1071:U:H2'	1:A2:1072:C:H6	1.79	0.46
36:A5:1464:G:N2	36:A5:1466:G:H3'	2.31	0.46
24:AW:83:ILE:HG13	24:AW:117:ARG:HH12	1.80	0.46
38:A8:125:U:O2'	38:A8:126:A:H5'	2.15	0.46

Continued on next page...

Continued from previous page...

Atom-1	Atom-2	Interatomic distance (Å)	Clash overlap (Å)
55:BR:180:LYS:HA	55:BR:183:ALA:HB3	1.98	0.46
36:A5:3242:G:H5''	36:A5:3245:A:C8	2.50	0.46
36:A5:1176:C:OP1	52:DO:25[A]:LYS:HE3	2.15	0.46
37:A3:106:U:H2'	37:A3:107:C:C6	2.51	0.46
36:A1:2378:C:H2'	36:A1:2379:U:C6	2.50	0.46
41:DC:33:ASP:O	41:DC:37:THR:HG23	2.14	0.46
80:A6:906:A:H2'	80:A6:907:A:C8	2.51	0.46
25:AX:134:ALA:HB1	25:AX:140:LYS:HB2	1.98	0.46
36:A1:913:A:H2	36:A1:2134:G:N3	2.14	0.46
42:DD:126:GLU:HA	42:DD:196:ARG:HD2	1.97	0.46
10:AI:66:SER:HB3	10:AI:73:SER:OG	2.14	0.46
1:A2:1589:C:OP1	86:A2:2065:OHX:N1	2.48	0.46
36:A5:1374:G:O6	39:DA:10:LYS:HE2	82.98	0.46
27:CZ:48:ASP:O	27:CZ:52:LYS:HG2	2.15	0.46
36:A1:2209:U:O2'	36:A1:2210:G:OP1	2.27	0.46
36:A1:3341:U:HO2'	36:A1:3342:A:P	2.37	0.46
80:A6:338:C:P	13:CL:133:LYS:HG3	2.56	0.46
1:A2:1562:G:OP1	21:AT:89:ARG:NH2	2.42	0.46
1:A2:1477:G:H2'	1:A2:1478:G:C8	2.50	0.46
26:CY:129:VAL:O	26:CY:132:ARG:HB3	2.15	0.46
3:AB:65:VAL:O	16:AO:34:SER:HA	2.16	0.46
19:CR:71:PHE:CE1	19:CR:74:GLN:HB2	2.50	0.46
39:DA:72:ARG:NH1	39:DA:72:ARG:HG3	2.31	0.46
36:A1:412:G:H5'	53:BP:26:PHE:HZ	1.80	0.46
7:CF:20:PHE:CE1	7:CF:34:GLN:HB3	2.51	0.46
86:A2:2017:OHX:N6	86:A2:2076:OHX:N5	2.64	0.46
80:A6:647:G:N2	80:A6:687:G:N2	2.43	0.46
11:CJ:126:ARG:O	11:CJ:129:ILE:N	2.49	0.46
45:DG:74:THR:O	45:DG:77:GLN:HG3	2.15	0.46
36:A1:541:U:C4	86:A1:3816:OHX:N6	2.83	0.46
36:A1:550:A:N6	36:A1:551:A:N6	2.62	0.46
36:A1:3275:U:H2'	36:A1:3276:G:OP1	2.16	0.46
43:BE:78:ARG:HH11	43:BE:78:ARG:HG3	1.80	0.46
3:AB:38:PHE:HB2	3:AB:39:GLU:H	1.47	0.46
80:A6:512:A:O2'	11:CJ:133:HIS:CE1	2.68	0.46
36:A1:2279:A:O2'	86:A1:3671:OHX:N6	2.48	0.46
22:AU:106:ILE:C	22:AU:108:ILE:H	2.19	0.46
7:CF:134:VAL:O	7:CF:138:THR:HG23	2.15	0.46
36:A1:770:G:N7	86:A1:3642:OHX:N3	2.63	0.46
56:DS:26:ARG:HB3	57:DT:150:THR:HG22	1.97	0.46
36:A5:1481:A:H2'	36:A5:1858:A:N3	2.30	0.46

Continued on next page...

Continued from previous page...

Atom-1	Atom-2	Interatomic distance (Å)	Clash overlap (Å)
36:A5:2102:U:H2'	36:A5:2103:U:C6	2.50	0.46
36:A1:2562:A:H2	45:BG:31:PRO:HD3	1.81	0.46
36:A1:1352:A:H1'	36:A1:1353:U:O5'	2.14	0.46
80:A6:57:G:OP2	26:CY:116:LYS:HE2	2.15	0.46
47:DI:210:ILE:HA	47:DI:217:PHE:HE2	1.79	0.46
36:A1:2995:A:C2'	36:A1:2996:U:H5''	2.46	0.46
36:A1:242:C:O2'	36:A1:243:G:H8	1.99	0.46
48:BJ:171:VAL:HG13	48:BJ:172:LEU:H	1.80	0.46
36:A5:1175:C:H5''	52:DO:25[B]:LYS:HG3	1.97	0.46
36:A5:2746:A:H2'	36:A5:2747:A:O4'	2.16	0.46
36:A1:2251:G:H2'	36:A1:2252:A:H5''	1.97	0.46
36:A5:2514:U:OP1	36:A5:2514:U:H6	1.99	0.46
12:AK:25:LYS:HD3	12:AK:59:PHE:HZ	1.81	0.46
1:A2:1053:G:N7	86:A2:2063:OHX:N5	2.63	0.46
50:DM:54:PRO:O	50:DM:56:GLN:NE2	2.36	0.46
6:CE:132:GLY:N	6:CE:136:VAL:O	2.47	0.46
3:AB:107:THR:OG1	3:AB:108:ASP:N	2.49	0.46
60:DW:122:ALA:O	60:DW:125:ALA:HB3	2.15	0.46
17:CP:60:LEU:HD23	17:CP:76:VAL:HG21	1.97	0.46
41:DC:150:LEU:HD13	41:DC:249:ILE:HG12	1.96	0.46
13:AL:53:TYR:CD1	13:AL:113:PRO:HG2	2.50	0.46
36:A5:1181:U:H2'	52:DO:122[B]:GLN:NE2	2.29	0.46
45:BG:61:GLN:HB3	51:BN:28:TRP:CH2	2.51	0.46
42:BD:278:SER:OG	42:BD:281:GLU:HG3	2.16	0.46
24:CW:18:GLU:HG3	24:CW:69:LEU:HD23	1.98	0.46
80:A6:808:U:H2'	80:A6:809:A:C8	2.50	0.46
36:A1:772:U:H2'	36:A1:773:G:C8	2.51	0.46
36:A5:2705:A:OP2	86:A5:3413:OHX:N2	2.49	0.46
45:DG:230:LYS:O	45:DG:230:LYS:HG3	2.15	0.46
23:CV:72:LEU:HD23	23:CV:72:LEU:HA	1.65	0.46
41:BC:311:HIS:CE1	41:BC:314:LYS:HA	2.50	0.46
19:CR:6:THR:OG1	19:CR:8:THR:HG23	2.15	0.46
40:BB:53:MET:HE1	40:BB:327:CYS:CB	2.45	0.46
86:A5:3444:OHX:N4	86:A5:3695:OHX:N6	2.63	0.46
80:A6:844:A:H2'	80:A6:845:G:C8	2.50	0.46
1:A2:1681:A:H2	1:A2:1720:G:H21	1.64	0.46
56:BS:71:LYS:HD2	56:BS:73:LYS:HG3	1.97	0.46
9:AH:133:THR:HG21	9:AH:162:ILE:HD11	1.96	0.46
9:AH:159:VAL:O	9:AH:162:ILE:HG13	2.16	0.46
36:A5:663:C:H2'	36:A5:664:U:C6	2.50	0.46
36:A5:1564:U:H2'	36:A5:1565:G:H8	1.80	0.46

Continued on next page...

Continued from previous page...

Atom-1	Atom-2	Interatomic distance (Å)	Clash overlap (Å)
39:DA:204:MET:HE3	39:DA:208:ASP:CB	2.44	0.46
36:A5:1876:U:C6	36:A5:1876:U:C5'	2.99	0.46
1:A2:1786:G:OP1	16:AO:136:ARG:NH2	2.44	0.46
36:A5:1239:C:N4	36:A5:1249:G:H1	2.10	0.46
21:AT:52:GLY:HA2	21:AT:55:TYR:HD2	1.80	0.46
36:A1:2946:A:C5'	36:A1:2947:G:H5'	2.44	0.46
27:AZ:42:LEU:O	27:AZ:46:LYS:HB2	2.16	0.46
27:AZ:71:ILE:HG13	27:AZ:71:ILE:H	1.64	0.46
45:DG:149:LYS:HD3	45:DG:201:THR:O	2.16	0.46
36:A1:595:G:C8	36:A1:609:G:C6	3.03	0.46
22:CU:99:ILE:O	22:CU:103:ILE:HB	2.15	0.46
1:A2:789:A:O2'	6:AE:106:LYS:NZ	2.43	0.46
6:CE:62:LYS:HD2	6:CE:66:MET:HE3	1.98	0.46
48:BJ:50:ALA:HB2	48:BJ:65:ILE:HD12	1.96	0.46
14:CM:35:ALA:HA	14:CM:126:TRP:HA	1.97	0.46
36:A5:1754:G:OP1	86:A5:3590:OHX:N1	2.48	0.46
1:A2:507:U:H2'	1:A2:508:U:O5'	2.16	0.46
10:AI:66:SER:HA	10:AI:73:SER:HA	1.98	0.46
36:A1:3192:U:H2'	36:A1:3193:C:C6	2.50	0.46
36:A5:1204:A:C2'	36:A5:1205:A:H5'	2.45	0.46
61:BX:108:LEU:HD12	61:BX:125:ARG:HD2	1.98	0.46
36:A5:2157:G:O6	39:DA:152:SER:HB3	2.15	0.46
42:BD:97:ALA:O	42:BD:101:THR:OG1	2.28	0.46
24:CW:65:LEU:HD13	24:CW:65:LEU:N	2.30	0.46
36:A1:630:A:H2'	36:A1:631:U:C6	2.50	0.46
46:BH:105:GLU:HA	46:BH:109:ALA:HB3	1.96	0.46
19:AR:115:LEU:HD13	19:AR:116:LYS:H	1.80	0.46
36:A5:2816:G:C8	36:A5:2869:U:H3'	2.50	0.46
1:A2:124:A:H1'	6:AE:146:THR:HG21	1.98	0.46
80:A6:548:G:H2'	80:A6:549:G:O4'	2.16	0.46
36:A5:1149:G:N2	36:A5:1198:C:N3	2.51	0.46
1:A2:58:U:O4	86:A2:1924:OHX:N1	2.49	0.46
1:A2:772:G:OP1	6:AE:22:LYS:NZ	2.29	0.46
86:A1:3539:OHX:N5	86:A1:3691:OHX:N1	2.64	0.46
50:BM:37:GLU:CG	50:BM:38:ILE:H	2.28	0.46
2:AA:105:GLY:O	2:AA:108:THR:O	2.33	0.46
61:DX:67:ILE:HB	61:DX:83:VAL:HG12	1.97	0.46
36:A1:954:U:O4	36:A1:1115:G:H1'	2.16	0.46
36:A1:1769:G:O6	86:A1:3732:OHX:N4	2.49	0.46
18:AQ:36:ILE:O	18:AQ:36:ILE:HG12	2.15	0.46
23:AV:80:LYS:HB3	23:AV:80:LYS:NZ	2.31	0.46

Continued on next page...

Continued from previous page...

Atom-1	Atom-2	Interatomic distance (Å)	Clash overlap (Å)
1:A2:705:U:OP1	1:A2:705:U:H4'	2.14	0.46
22:AU:43:LYS:HD2	22:AU:43:LYS:HA	1.53	0.46
15:AN:115:LEU:O	15:AN:119:GLU:HG3	2.16	0.46
36:A1:889:U:H2'	36:A1:890:C:O4'	2.16	0.46
40:DB:148:LEU:HD21	40:DB:196:ARG:HD3	1.98	0.46
1:A2:1698:N:O2'	1:A2:1699:N:P	2.74	0.46
36:A1:439:C:H5'	36:A1:440:A:C8	2.50	0.46
86:A1:3604:OHX:N2	86:A1:3816:OHX:N1	2.63	0.46
80:A6:829:A:H8	80:A6:829:A:H5'	1.80	0.46
1:A2:1200:G:H4'	1:A2:1201:G:C5'	2.45	0.46
36:A5:726:G:H8	36:A5:726:G:C5'	2.21	0.46
36:A1:2255:A:H5'	36:A1:2261:G:N2	2.22	0.46
36:A5:1256:G:H2'	36:A5:1257:C:C6	2.49	0.46
20:AS:36:LYS:HB3	20:AS:105:VAL:HG11	1.96	0.46
36:A5:2440:G:O2'	36:A5:2441:A:P	2.73	0.46
40:DB:53:MET:HG2	40:DB:77:THR:HB	1.97	0.46
1:A2:1558:U:H3'	1:A2:1559:A:H4'	1.98	0.46
80:A6:538:A:C8	80:A6:543:C:C4	3.04	0.46
36:A1:1752:A:OP2	86:A1:3593:OHX:N3	2.49	0.46
8:AG:211:LEU:O	8:AG:215:ARG:HB2	2.16	0.46
46:BH:67:ALA:HA	46:BH:70:THR:HG23	1.97	0.46
9:CH:122:HIS:CD2	9:CH:179:LYS:HE3	2.50	0.46
1:A2:707:A:H2	1:A2:731:C:H2'	1.81	0.46
86:A1:3516:OHX:N5	86:A1:3718:OHX:N5	2.64	0.46
36:A5:736:A:C4	36:A5:737:G:H1'	2.50	0.46
36:A1:3150:A:C2	36:A1:3151:U:H1'	2.50	0.46
36:A5:208:C:H2'	36:A5:209:A:H5'	1.97	0.46
1:A2:1402:G:OP1	19:AR:10:LYS:NZ	2.49	0.46
45:BG:90:THR:HA	45:BG:214:LEU:HD21	1.97	0.46
36:A5:2730:G:H4'	54:DQ:184:PHE:CD1	2.51	0.46
6:CE:75:LYS:HD3	6:CE:77:ARG:NH2	2.30	0.46
1:A2:1039:A:O2'	1:A2:1040:G:P	2.74	0.46
36:A1:271:C:OP2	86:A1:3576:OHX:N5	2.49	0.46
59:BV:74:MET:HE3	59:BV:102:ILE:HB	1.96	0.46
50:BM:89:ALA:HB1	50:BM:92:GLU:CG	2.45	0.46
46:BH:26:LYS:HG3	61:BX:60:TYR:OH	166.11	0.46
10:AI:66:SER:HB3	10:AI:73:SER:CB	2.46	0.46
1:A2:505:A:H2'	1:A2:505:A:N3	2.30	0.46
36:A1:2284:C:H5''	36:A1:2285:C:OP2	2.15	0.46
19:CR:83:GLN:O	19:CR:85:VAL:HG22	2.16	0.46
36:A5:1674:G:OP2	86:A5:3484:OHX:N1	2.49	0.46

Continued on next page...

Continued from previous page...

Atom-1	Atom-2	Interatomic distance (Å)	Clash overlap (Å)
16:CO:83:ILE:HG22	16:CO:117:ASP:HA	1.98	0.46
40:BB:199:PHE:C	40:BB:201:LYS:H	2.19	0.46
53:DP:105:LYS:HB3	53:DP:107:LEU:HD13	1.97	0.46
24:AW:17:ALA:HB2	24:AW:25:VAL:HG13	1.97	0.46
36:A1:3087:A:H5''	40:BB:365:PHE:CD1	2.51	0.46
1:A2:1396:U:H2'	1:A2:1397:U:C6	2.51	0.46
36:A1:3368:U:H4'	36:A1:3369:G:H5'	1.98	0.46
49:DL:168:ARG:O	49:DL:172:LEU:HG	2.15	0.46
80:A6:802:G:C6	80:A6:803:A:N1	2.84	0.46
40:BB:361:THR:HG22	40:BB:371:GLN:HA	1.98	0.46
3:CB:103:MET:HB3	3:CB:215:VAL:CG1	2.45	0.46
36:A5:3238:G:C5'	36:A5:3238:G:H8	2.29	0.46
60:BW:57:LYS:HB2	60:BW:57:LYS:HE3	1.66	0.46
36:A1:2093:A:N3	36:A1:2093:A:H3'	2.31	0.46
18:CQ:26:LYS:HB2	18:CQ:26:LYS:HE3	1.74	0.46
61:BX:113:LEU:C	61:BX:113:LEU:HD12	2.35	0.46
3:AB:87:ARG:HB3	3:AB:87:ARG:HE	1.49	0.46
48:DJ:115:LYS:HB3	48:DJ:116:TYR:H	1.58	0.46
36:A1:1733:G:O5'	86:A1:3811:OHX:N6	2.48	0.46
36:A1:1464:G:OP2	86:A1:3806:OHX:N3	2.48	0.46
7:AF:100:ASN:O	7:AF:102:ARG:N	2.49	0.46
80:A6:824:G:C6	86:A6:2100:OHX:N3	2.84	0.46
47:DI:169:LYS:O	47:DI:170:LYS:HD3	2.15	0.46
36:A1:1307:G:H1'	36:A1:1308:A:C8	2.50	0.46
86:A5:3465:OHX:N3	86:A5:3810:OHX:N5	2.63	0.46
36:A1:663:C:H2'	36:A1:664:U:C6	2.51	0.46
59:BV:33:ASN:C	59:BV:33:ASN:ND2	2.68	0.46
36:A5:549:U:O4	86:A5:3528:OHX:N4	2.48	0.46
1:A2:740:A:C2'	1:A2:741:C:H5''	2.43	0.46
16:AO:17:ALA:HB3	16:AO:81:VAL:HB	1.96	0.46
6:AE:212:ASP:OD1	6:AE:214:LEU:N	2.49	0.46
63:BZ:10:VAL:HB	63:BZ:83:THR:CG2	2.46	0.46
36:A1:1389:G:OP2	86:A1:3516:OHX:N4	2.49	0.46
59:BV:38:ALA:HB3	59:BV:59:MET:HB2	1.98	0.46
36:A1:1764:U:OP1	55:BR:43:LYS:HD2	2.16	0.46
36:A5:244:G:C6	36:A5:245:U:C4	3.04	0.46
36:A1:3147:G:OP1	86:A1:3657:OHX:N6	2.49	0.46
36:A1:2407:C:H2'	36:A1:2408:U:C6	2.51	0.46
36:A1:3210:A:H2'	36:A1:3211:C:C6	2.51	0.46
45:BG:107:GLU:O	45:BG:111:LYS:HG3	2.15	0.46
36:A1:224:C:O2	62:BY:103:LYS:NZ	2.49	0.46

Continued on next page...

Continued from previous page...

Atom-1	Atom-2	Interatomic distance (Å)	Clash overlap (Å)
19:AR:113:LEU:HG	19:AR:114:GLY:N	2.31	0.46
42:DD:122:VAL:HG23	42:DD:123:GLU:N	2.30	0.46
10:CI:195:ARG:HH11	10:CI:195:ARG:HG2	1.80	0.46
6:CE:141:THR:OG1	6:CE:145:ARG:HB2	2.14	0.46
36:A1:2405:C:O2	36:A1:2819:A:N1	2.48	0.46
51:BN:164:LEU:HD23	51:BN:172:ARG:HH12	1.80	0.46
36:A5:611:A:H4'	36:A5:611:A:OP2	2.16	0.46
9:CH:111:LYS:HB3	9:CH:112:ARG:H	1.58	0.46
36:A5:627:U:H4'	36:A5:1399:A:O2'	2.16	0.46
20:CS:27:LYS:HD3	20:CS:57:ARG:NH2	2.31	0.46
36:A5:3225:C:H2'	36:A5:3226:A:O4'	2.15	0.46
36:A5:642:U:O5'	36:A5:642:U:H6	1.99	0.46
5:AD:92:GLN:NE2	5:AD:92:GLN:O	2.46	0.46
52:BO:113[B]:ASP:N	52:BO:113[B]:ASP:OD2	2.49	0.46
7:AF:21:THR:OG1	7:AF:21:THR:O	2.31	0.46
15:AN:99:ARG:O	15:AN:103:GLU:HG2	2.16	0.46
8:AG:4:ASN:HA	8:AG:15:THR:HG22	1.98	0.46
36:A1:2655:U:H4'	36:A1:2656:A:O4'	2.15	0.46
50:DM:47:ASP:C	50:DM:49:PRO:HD3	2.36	0.46
36:A1:3317:U:O2'	86:A1:3569:OHX:N3	2.49	0.46
1:A2:1459:C:O2	17:AP:128:HIS:NE2	2.38	0.46
2:CA:7:PHE:HA	2:CA:191:ARG:NH1	2.31	0.46
21:AT:118:PRO:C	21:AT:120:GLY:H	2.18	0.46
47:BI:19:LYS:HG2	47:BI:26:VAL:HG11	1.98	0.46
1:A2:494:U:HO2'	1:A2:495:C:P	2.33	0.46
36:A5:123:A:C6	36:A5:150:A:C5	3.04	0.46
3:CB:48:VAL:HG12	3:CB:49:ASN:N	2.30	0.46
4:CC:203:LYS:O	4:CC:206:THR:HG23	2.15	0.46
38:A4:78:G:O2'	38:A4:79:A:H5'	2.16	0.46
2:AA:88:LYS:HE2	2:AA:88:LYS:HA	1.98	0.46
86:A2:1917:OHX:N1	25:AX:64:PRO:O	2.48	0.46
45:BG:63:LYS:O	45:BG:67:ILE:HG13	2.16	0.46
43:BE:8:LYS:HE3	43:BE:8:LYS:HB2	3.45	0.46
4:CC:67:GLN:O	4:CC:71:THR:HG23	2.16	0.46
45:DG:160:ILE:HD12	45:DG:164:VAL:HG13	1.98	0.46
1:A2:1657:U:C4	86:A2:1969:OHX:N2	2.84	0.46
80:A6:1451:C:H2'	80:A6:1452:U:C6	2.51	0.46
51:BN:155:VAL:HG23	51:BN:156:HIS:CE1	2.51	0.46
86:A2:1997:OHX:N6	86:AL:201:OHX:N3	2.64	0.46
6:CE:117:GLU:C	6:CE:119:ALA:H	2.16	0.46
36:A5:1630:U:OP1	63:DZ:67:LYS:NZ	2.46	0.46

Continued on next page...

Continued from previous page...

Atom-1	Atom-2	Interatomic distance (Å)	Clash overlap (Å)
36:A5:2681:U:O2'	36:A5:2682:C:H5'	2.16	0.46
10:AI:29:LEU:HD23	10:AI:29:LEU:C	2.36	0.46
9:CH:166:LEU:C	9:CH:168:SER:N	2.69	0.46
5:CD:168:ILE:HA	5:CD:188:ILE:O	2.15	0.46
43:BE:52:VAL:CG1	43:BE:65:ILE:HG13	2.46	0.46
80:A6:571:G:H5'	25:CX:114:LYS:HE2	1.98	0.46
61:DX:131:ASP:O	61:DX:135:ILE:HG22	2.15	0.46
36:A5:3242:G:N2	36:A5:3245:A:H5''	2.30	0.46
45:DG:219:ASP:O	45:DG:223:ALA:HB3	2.16	0.46
80:A6:404:G:H2'	80:A6:405:C:H6	1.81	0.46
36:A1:2882:U:H2'	36:A1:2883:U:C6	2.51	0.46
36:A1:1571:A:H2'	36:A1:1572:U:O4'	2.15	0.46
39:DA:72:ARG:HG3	39:DA:72:ARG:HH11	1.80	0.46
4:CC:125:ILE:O	4:CC:129:ILE:HG13	2.14	0.46
36:A1:2927:C:H2'	36:A1:2928:C:C6	2.51	0.46
1:A2:1250:U:O2'	1:A2:1251:U:OP1	2.31	0.46
53:BP:39:TRP:O	53:BP:114:VAL:HG12	2.16	0.46
36:A1:2943:G:H2'	36:A1:2944:U:O4'	2.16	0.46
36:A5:1284:C:O2'	36:A5:1285:G:H5'	2.16	0.46
44:BF:211:SER:N	44:BF:242:SER:O	2.46	0.46
1:A2:920:U:H2'	1:A2:921:U:O4'	2.15	0.46
45:DG:202:GLU:O	45:DG:203:VAL:HB	2.15	0.46
54:BQ:98:LYS:HB3	54:BQ:99:THR:H	1.56	0.46
36:A1:945:C:H2'	36:A1:946:U:C6	2.51	0.46
36:A5:1118:C:H6	36:A5:1118:C:O5'	1.99	0.46
36:A5:1473:G:OP2	55:DR:8:LYS:NZ	2.48	0.46
3:AB:30:PHE:CE1	3:AB:96:LEU:HB3	2.50	0.46
86:A6:1933:OHX:N1	86:A6:2068:OHX:N5	2.64	0.46
46:DH:93:VAL:O	46:DH:177:ASP:HA	2.16	0.46
38:A4:62:C:H4'	38:A4:63:G:O5'	2.15	0.46
47:DI:170:LYS:HG3	47:DI:175:ASN:HA	1.98	0.46
17:CP:18:ARG:NH1	20:CS:90:ASN:ND2	2.63	0.46
36:A1:3242:G:H2'	40:BB:154:TYR:CD1	2.50	0.46
2:CA:84:ARG:NE	2:CA:201:LEU:O	2.48	0.46
47:BI:19:LYS:HG2	47:BI:26:VAL:HG13	1.98	0.46
86:A1:3565:OHX:N6	86:A1:3603:OHX:N5	2.64	0.46
3:AB:110:LEU:HA	3:AB:113:MET:HB2	1.98	0.46
48:DJ:65:ILE:HG21	48:DJ:65:ILE:HD13	1.60	0.46
36:A1:3121:U:H1'	36:A1:3122:A:H5''	1.98	0.46
19:CR:103:ASP:H	19:CR:106:THR:HG21	1.81	0.46
36:A5:1355:A:H1'	36:A5:1356:U:OP2	2.15	0.46

Continued on next page...

Continued from previous page...

Atom-1	Atom-2	Interatomic distance (Å)	Clash overlap (Å)
3:CB:133:TYR:CE2	3:CB:181:LEU:HD12	2.51	0.46
1:A2:1082:C:H2'	1:A2:1083:G:H5'	1.98	0.46
36:A5:3275:U:OP1	36:A5:3275:U:C6	2.69	0.46
36:A1:211:A:OP1	41:BC:220:ARG:NH1	2.49	0.46
1:A2:779:U:O2'	1:A2:780:A:H5''	2.16	0.46
36:A5:655:C:H2'	36:A5:656:A:C8	2.51	0.46
45:BG:121:SER:O	45:BG:123:GLN:N	2.43	0.46
36:A1:2677:G:H2'	36:A1:2679:A:C2	2.51	0.46
1:A2:850:A:C5'	55:BR:165:LYS:HD3	2.46	0.46
1:A2:725:U:H2'	1:A2:726:C:O4'	2.16	0.46
1:A2:1629:G:H2'	1:A2:1630:U:H6	1.80	0.46
36:A5:578:A:H5''	36:A5:579:G:O5'	2.15	0.46
36:A5:264:G:O6	86:A5:3806:OHX:N2	2.48	0.46
1:A2:233:C:HO2'	1:A2:234:G:P	2.39	0.46
1:A2:795:U:C5	1:A2:796:A:C8	3.04	0.46
58:DU:27:VAL:HG21	58:DU:107:PHE:HE1	1.80	0.46
45:DG:169:LEU:HD22	45:DG:173:MET:HG2	1.97	0.46
40:BB:72:VAL:HA	59:BV:88:ARG:O	2.15	0.46
50:DM:50:LYS:HD3	50:DM:91:CYS:SG	2.56	0.46
36:A1:1626:U:O4	86:A1:3737:OHX:N6	2.48	0.46
2:AA:41:ARG:HE	2:AA:45:VAL:CG2	2.29	0.46
40:DB:229:VAL:HG13	40:DB:235:THR:HG21	1.98	0.46
13:CL:123:VAL:HG22	13:CL:142:VAL:HG22	1.98	0.46
36:A1:1180:A:H2'	36:A1:1182:A:H5'	1.97	0.46
80:A6:595:G:H2'	80:A6:596:C:C6	2.51	0.46
36:A5:792:G:H2'	36:A5:793:C:C6	2.50	0.46
47:BI:201:SER:OG	47:BI:203:LYS:HD2	2.15	0.46
36:A5:709:A:H2'	36:A5:710:A:O4'	2.16	0.46
36:A5:441:U:O2'	36:A5:442:G:O4'	2.22	0.46
12:AK:24:LYS:HB3	12:AK:24:LYS:HE2	1.74	0.46
42:BD:234:ASP:OD2	42:BD:234:ASP:N	2.48	0.46
59:DV:71:LYS:HE3	59:DV:71:LYS:HB3	1.59	0.46
42:DD:222:LEU:HA	42:DD:222:LEU:HD23	1.77	0.46
6:CE:148:ARG:HG2	6:CE:148:ARG:H	1.46	0.46
20:AS:80:LYS:HA	20:AS:80:LYS:HD2	1.54	0.46
37:A3:79:A:C2	37:A3:102:A:C4	3.04	0.46
86:A1:3432:OHX:N2	86:A1:3798:OHX:N4	2.64	0.46
86:A2:1970:OHX:N1	86:A2:2014:OHX:N2	2.64	0.46
86:A5:3606:OHX:N6	86:A5:3740:OHX:N4	2.64	0.46
16:AO:85:ALA:N	16:AO:119:THR:HG22	2.18	0.46
47:DI:86:HIS:ND1	47:DI:139:ARG:NH1	2.57	0.46

Continued on next page...

Continued from previous page...

Atom-1	Atom-2	Interatomic distance (Å)	Clash overlap (Å)
8:AG:63:MET:HE2	8:AG:106:LEU:HD22	1.97	0.46
47:DI:174:THR:OG1	47:DI:175:ASN:N	2.49	0.46
36:A1:561:C:H2'	36:A1:562:C:H6	1.79	0.46
3:AB:71:ALA:C	3:AB:73:LEU:H	2.19	0.46
44:BF:214:TRP:CZ2	44:BF:219:LYS:HE3	2.51	0.46
10:AI:162:ALA:HA	36:A1:3353:G:H5''	1.98	0.46
3:AB:81:PHE:HD2	3:AB:82:ARG:HG3	1.81	0.46
44:DF:158:LYS:O	44:DF:203:TRP:HZ3	1.99	0.46
1:A2:491:C:H42	1:A2:496:G:H1	1.63	0.46
80:A6:714:G:N2	80:A6:724:C:O2	2.49	0.46
48:BJ:19:LEU:HA	48:BJ:126:ASP:O	2.15	0.46
86:A5:3514:OHX:N5	86:A7:209:OHX:N2	2.64	0.46
11:AJ:163:PRO:HG2	11:AJ:164:PHE:CD2	2.51	0.46
51:BN:180:PHE:O	51:BN:184:LYS:HB2	2.16	0.46
36:A5:3219:G:H1	43:DE:162:SER:HB2	1.81	0.46
17:CP:15:HIS:HB3	17:CP:22:LEU:HD13	1.97	0.46
1:A2:730:G:N3	1:A2:730:G:H2'	2.31	0.46
54:DQ:67:ILE:HG23	54:DQ:81:VAL:HG11	1.97	0.46
37:A7:43:U:C4	37:A7:44:C:C4	3.03	0.46
44:BF:82:LYS:H	44:BF:82:LYS:HG2	1.58	0.46
36:A5:546:C:H4'	36:A5:547:G:O5'	2.14	0.46
36:A5:65:A:C4	36:A5:110:G:N7	2.84	0.46
47:BI:42:THR:HG23	47:BI:45:GLU:HB2	1.97	0.46
1:A2:25:C:OP2	1:A2:26:A:H2'	2.15	0.46
10:AI:196:LEU:HA	10:AI:196:LEU:HD12	1.65	0.46
41:DC:78:GLY:O	41:DC:85:SER:HB3	2.15	0.46
8:CG:63:MET:HE1	8:CG:106:LEU:CD1	2.45	0.46
36:A5:3243:A:H4'	40:DB:95:THR:HG22	1.97	0.46
41:DC:209:TYR:O	41:DC:230:VAL:HG22	2.16	0.46
86:A1:3598:OHX:N5	86:A1:3722:OHX:N3	2.64	0.46
36:A1:2101:C:O2'	36:A1:2102:U:H6	1.99	0.46
38:A8:83:C:H4'	38:A8:85:G:N3	2.31	0.46
13:CL:69:LYS:C	13:CL:70:ILE:HD12	2.37	0.46
36:A5:1494:U:H4'	36:A5:1495:U:O5'	2.16	0.46
80:A6:315:A:O2'	86:A6:2017:OHX:N1	2.48	0.46
20:AS:41:ARG:NH1	21:AT:38:LYS:HG3	2.31	0.46
14:CM:138:GLU:OE2	14:CM:142:GLN:HB3	2.16	0.46
1:A2:1649:G:N7	86:A2:1929:OHX:N1	2.64	0.46
1:A2:1228:G:OP2	14:AM:44:GLY:HA2	2.16	0.46
80:A6:509:G:H2'	80:A6:510:G:O4'	2.16	0.46
8:AG:163:THR:HA	8:AG:168:THR:HA	1.98	0.46

Continued on next page...

Continued from previous page...

Atom-1	Atom-2	Interatomic distance (Å)	Clash overlap (Å)
39:DA:33:ASP:N	39:DA:33:ASP:OD2	2.48	0.46
25:AX:50:LYS:HD3	25:AX:101:GLU:HG2	1.97	0.46
52:BO:171[B]:LYS:O	52:BO:175[B]:THR:HG23	2.15	0.46
40:BB:146:ARG:HD2	40:BB:146:ARG:HA	1.68	0.46
5:AD:168:ILE:O	5:AD:168:ILE:HD12	2.15	0.46
45:BG:206:GLU:HG3	45:BG:206:GLU:H	1.51	0.46
36:A5:3159:C:H4'	36:A5:3395:G:C5	2.51	0.46
36:A1:3315:G:C5	40:BB:123:TYR:CE2	3.04	0.46
1:A2:840:U:O2'	1:A2:841:U:H5''	2.15	0.45
36:A1:549:U:H3'	36:A1:550:A:H8	1.81	0.45
86:A1:3578:OHX:N2	86:A1:3591:OHX:N5	2.64	0.45
36:A5:2180:G:H2'	36:A5:2181:C:C6	2.51	0.45
36:A5:1816:A:C2'	36:A5:1817:G:H5''	2.46	0.45
86:A5:3542:OHX:N2	86:A5:3662:OHX:N6	2.64	0.45
10:AI:8:ARG:NH2	10:AI:19:ALA:O	2.49	0.45
82:DK:125:UNK:O	82:DK:126:UNK:C	2.62	0.45
4:AC:53:ILE:HG23	4:AC:56:ILE:HD12	1.97	0.45
12:CK:32:HIS:CG	12:CK:33:GLU:H	2.35	0.45
36:A5:3287:U:N3	36:A5:3288:G:N7	2.64	0.45
36:A5:1889:G:OP1	40:DB:247:ARG:HG3	2.16	0.45
86:A1:3693:OHX:N2	86:A1:3712:OHX:N4	2.64	0.45
63:BZ:95:VAL:HG13	63:BZ:110:ALA:HA	1.98	0.45
39:BA:227:ARG:HG2	39:BA:239:ALA:HB2	1.97	0.45
36:A5:1019:G:O6	86:A5:3781:OHX:N1	2.49	0.45
27:AZ:55:PRO:C	27:AZ:57:TYR:H	2.19	0.45
36:A5:1124:U:O4	86:A5:3642:OHX:N3	2.48	0.45
57:DT:160:ILE:HA	57:DT:160:ILE:HD12	1.67	0.45
63:DZ:46:ILE:HD11	63:DZ:49:TYR:CE2	2.51	0.45
49:BL:141:ALA:O	49:BL:145:PHE:HD2	1.99	0.45
38:A8:155:A:H2'	38:A8:156:U:O4'	2.16	0.45
36:A1:307:A:O2'	36:A1:2223:A:N3	2.43	0.45
25:AX:107:PHE:CD2	25:AX:114:LYS:HB2	2.51	0.45
23:AV:71:ARG:HB2	23:AV:83:TRP:CE2	2.51	0.45
6:CE:150:PRO:HB2	6:CE:154:ILE:HD12	1.98	0.45
37:A7:22:A:C6	37:A7:23:A:C6	3.04	0.45
86:A5:3548:OHX:N3	86:A5:3595:OHX:N6	2.64	0.45
1:A2:1316:G:H2'	1:A2:1317:C:H6	1.81	0.45
40:BB:10:ARG:NH2	40:BB:263:SER:O	2.50	0.45
36:A5:769:G:O2'	49:DL:168:ARG:NH2	2.48	0.45
36:A1:993:G:N3	36:A1:2637:A:H2'	2.31	0.45
24:AW:90:THR:HB	24:AW:94:LEU:HD12	1.98	0.45

Continued on next page...

Continued from previous page...

Atom-1	Atom-2	Interatomic distance (Å)	Clash overlap (Å)
36:A1:2105:G:C2'	36:A1:2106:A:H5'	2.45	0.45
48:DJ:171:VAL:HG13	48:DJ:172:LEU:N	2.31	0.45
41:DC:152:VAL:HG22	41:DC:172:VAL:HG21	1.97	0.45
6:AE:32:SER:HB2	6:AE:83:PRO:HD3	1.96	0.45
10:AI:81:VAL:HG12	10:AI:91:VAL:HG22	1.98	0.45
45:DG:71:VAL:HG13	45:DG:235:GLY:N	2.30	0.45
1:A2:1111:G:C2'	1:A2:1112:G:H5'	2.46	0.45
15:CN:117:LEU:HA	15:CN:117:LEU:HD23	1.65	0.45
80:A6:38:C:C2'	80:A6:39:A:H5'	2.46	0.45
36:A5:2894:C:OP1	46:DH:168:ARG:HD2	2.17	0.45
86:A1:3578:OHX:N6	86:A1:3591:OHX:N5	2.64	0.45
53:BP:171:ARG:H	53:BP:171:ARG:HG3	1.52	0.45
45:BG:230:LYS:HA	45:BG:230:LYS:HD2	1.73	0.45
36:A1:1495:U:C5	36:A1:1835:A:N1	2.76	0.45
42:DD:95:TRP:HZ3	42:DD:156:GLY:O	1.99	0.45
36:A5:173:G:H1'	36:A5:174:C:H5'	1.98	0.45
44:BF:80:GLN:OE1	57:BT:136:ARG:HG2	2.16	0.45
46:BH:92:TYR:HB2	46:BH:142:ASP:HB3	1.98	0.45
1:A2:501:U:H2'	1:A2:502:U:C6	2.51	0.45
37:A7:58:C:OP1	86:A7:202:OHX:N3	2.49	0.45
36:A1:677:A:H4'	36:A1:678:G:O5'	2.15	0.45
1:A2:579:A:H2	5:AD:143:ARG:HG3	1.82	0.45
36:A1:1507:G:N7	53:BP:129:THR:CG2	2.77	0.45
36:A1:1618:G:H4'	38:A4:129:C:H1'	1.98	0.45
36:A5:2202:C:C1'	39:DA:224:THR:HG23	2.46	0.45
1:A2:381:C:H1'	1:A2:756:A:C2	2.51	0.45
21:AT:28:LEU:O	21:AT:29:GLU:HB2	2.17	0.45
4:CC:49:LYS:HA	4:CC:49:LYS:HD3	1.81	0.45
7:CF:81:ARG:HD3	7:CF:82:PHE:CE2	2.51	0.45
51:BN:190:THR:HB	51:BN:193:ARG:NH2	2.31	0.45
36:A5:3227:A:O2'	50:DM:133:LYS:NZ	2.22	0.45
1:A2:287:G:O2'	1:A2:288:A:P	2.74	0.45
36:A5:3163:A:O2'	36:A5:3164:C:H5'	2.16	0.45
80:A6:1595:U:H3'	80:A6:1596:C:O2	2.15	0.45
9:AH:12:ALA:HB3	9:AH:13:PRO:HD3	1.98	0.45
24:AW:7:LEU:HD22	24:AW:11:LEU:HG	1.97	0.45
86:A1:3556:OHX:N1	86:A1:3810:OHX:N5	2.64	0.45
59:DV:120:LYS:H	59:DV:137:VAL:HG23	1.81	0.45
14:AM:66:VAL:HG11	14:AM:71:ILE:HG21	1.97	0.45
36:A1:2995:A:H2'	36:A1:2996:U:H5''	1.98	0.45
36:A5:2209:U:H1'	36:A5:2210:G:H5''	1.99	0.45

Continued on next page...

Continued from previous page...

Atom-1	Atom-2	Interatomic distance (Å)	Clash overlap (Å)
1:A2:767:U:H6	11:AJ:141:VAL:HA	1.81	0.45
45:DG:156:ASP:OD1	45:DG:183:LYS:HG2	2.15	0.45
36:A1:2999:U:O4	86:A1:3659:OHX:N5	2.50	0.45
36:A5:958:C:C4	36:A5:960:U:H1'	2.51	0.45
86:A5:3548:OHX:N1	86:A5:3595:OHX:N2	2.64	0.45
86:A5:3548:OHX:N3	86:A5:3595:OHX:N4	2.64	0.45
44:DF:219:LYS:HA	44:DF:228:SER:HB2	1.97	0.45
46:BH:41:ILE:O	46:BH:42:ASP:HB2	2.15	0.45
37:A3:60:G:H2'	37:A3:61:G:H8	1.81	0.45
59:DV:46:LEU:HG	59:DV:47:ASN:OD1	2.15	0.45
37:A3:93:C:O2'	37:A3:94:C:H5'	2.16	0.45
36:A5:2428:U:O4	86:A5:3758:OHX:N5	2.48	0.45
25:AX:88:PRO:O	25:AX:89:ASN:HB2	2.17	0.45
36:A1:1080:A:OP2	42:BD:140:ARG:NH2	2.48	0.45
42:BD:143:LYS:HG3	42:BD:172:TYR:HD2	1.80	0.45
36:A5:312:C:O2'	36:A5:313:A:H5'	2.16	0.45
36:A1:1282:G:C6	36:A1:1283:C:C4	3.04	0.45
38:A8:150:G:N7	86:A8:206:OHX:N5	2.65	0.45
9:AH:173:TYR:HE1	9:AH:179:LYS:HB2	1.80	0.45
10:CI:97:THR:O	10:CI:100:ALA:HB2	2.17	0.45
36:A5:1354:G:C6	36:A5:1358:C:H5'	2.51	0.45
9:CH:81:LEU:HA	9:CH:81:LEU:HD22	1.86	0.45
53:DP:26:PHE:HE1	53:DP:120:ASN:HA	1.81	0.45
80:A6:16:G:H2'	80:A6:17:C:C6	2.51	0.45
57:BT:160:ILE:HA	57:BT:160:ILE:HD12	1.73	0.45
61:DX:40:LEU:HA	61:DX:40:LEU:HD13	1.82	0.45
15:CN:127:ARG:HH11	15:CN:127:ARG:HG2	1.80	0.45
41:BC:212:ASP:CG	41:BC:216:VAL:HG13	2.37	0.45
40:DB:68:HIS:CD2	40:DB:69:LYS:HG3	2.50	0.45
1:A2:702:G:C6	1:A2:737:A:C6	3.03	0.45
11:AJ:83:VAL:HG23	11:AJ:85:VAL:HG23	1.99	0.45
80:A6:647:G:H22	80:A6:687:G:H1	1.63	0.45
36:A5:1878:G:O2'	36:A5:1879:A:OP1	2.25	0.45
36:A1:2535:A:H3'	36:A1:2536:A:C8	2.50	0.45
3:AB:180:THR:HB	3:AB:181:LEU:HD22	1.98	0.45
9:AH:16:LEU:HD22	9:AH:58:LEU:HD21	1.99	0.45
86:A6:1909:OHX:N1	86:A6:2086:OHX:N4	2.64	0.45
36:A1:3272:C:O2	43:BE:80:ASN:HB2	2.16	0.45
36:A1:3214:U:C4	50:BM:121:MET:HG3	2.51	0.45
80:A6:675:U:O2'	80:A6:676:G:H5'	2.16	0.45
36:A1:2960:C:H2'	36:A1:2961:G:C8	2.51	0.45

Continued on next page...

Continued from previous page...

Atom-1	Atom-2	Interatomic distance (Å)	Clash overlap (Å)
1:A2:196:G:O2'	1:A2:197:A:OP2	2.35	0.45
80:A6:567:A:N1	80:A6:583:C:H1'	2.31	0.45
36:A5:1952:G:H1	36:A5:2094:C:N4	2.09	0.45
80:A6:512:A:H2'	80:A6:513:U:C6	2.51	0.45
80:A6:696:C:H4'	80:A6:697:C:H6	1.81	0.45
86:A5:3474:OHX:N5	86:A5:3681:OHX:N5	2.63	0.45
40:BB:188:ILE:H	40:BB:188:ILE:CD1	2.28	0.45
40:BB:211:GLN:HE21	40:BB:284:ARG:HA	1.81	0.45
80:A6:767:U:C5	11:CJ:142:ASN:ND2	2.81	0.45
22:CU:98:GLN:O	22:CU:102:ARG:HB3	2.16	0.45
86:A5:3742:OHX:N2	86:A8:212:OHX:N5	2.64	0.45
7:AF:166:ARG:HH12	7:AF:170:GLN:HE22	1.64	0.45
47:DI:74:LYS:HA	47:DI:74:LYS:HD3	1.75	0.45
36:A5:1464:G:N7	86:A5:3488:OHX:N3	2.64	0.45
1:A2:149:C:OP1	26:AY:121:THR:OG1	2.26	0.45
2:CA:80:THR:HA	2:CA:83:GLN:OE1	2.17	0.45
36:A1:1804:A:H2'	36:A1:1805:C:C6	2.52	0.45
9:CH:91:ILE:HD12	9:CH:92:PHE:H	1.82	0.45
27:CZ:61:SER:H	27:CZ:64:VAL:CG2	2.29	0.45
5:AD:11:LEU:HD12	22:AU:86:ILE:HG12	1.99	0.45
63:BZ:46:ILE:HD11	63:BZ:49:TYR:CD2	2.52	0.45
3:CB:126:THR:HG22	3:CB:136:ARG:HE	1.81	0.45
2:AA:76:ILE:O	2:AA:124:THR:HG23	2.15	0.45
1:A2:260:U:H5'	1:A2:261:U:H5''	1.98	0.45
36:A5:1710:C:H2'	36:A5:1711:C:H6	1.81	0.45
36:A1:147:U:O4	45:BG:157:VAL:HA	2.15	0.45
20:CS:127:HIS:CD2	20:CS:133:VAL:HG11	2.51	0.45
2:AA:148:ASP:OD1	2:AA:149:LEU:N	2.45	0.45
4:CC:188:LEU:HD13	4:CC:196:VAL:HG11	1.98	0.45
1:A2:1363:U:O2	1:A2:1363:U:H2'	2.16	0.45
50:BM:27:GLN:H	50:BM:27:GLN:HG2	1.42	0.45
36:A5:290:G:H4'	51:DN:69:GLY:O	2.16	0.45
14:CM:29:LYS:HE2	14:CM:100:TRP:HE1	1.82	0.45
48:DJ:13:LYS:HE2	48:DJ:132:ASN:ND2	2.31	0.45
44:BF:159:GLN:O	44:BF:160:ARG:C	2.55	0.45
36:A1:2442:G:H2'	36:A1:2443:A:H5''	1.99	0.45
8:AG:137:ARG:HD3	8:AG:177:ARG:HE	1.80	0.45
56:BS:79:VAL:CG2	56:BS:106:LEU:HD11	2.46	0.45
36:A5:1257:C:H2'	36:A5:1258:U:O4'	2.16	0.45
80:A6:676:G:H2'	80:A6:677:G:H8	1.80	0.45
36:A1:1307:G:C2	36:A1:1308:A:C2	3.05	0.45

Continued on next page...

Continued from previous page...

Atom-1	Atom-2	Interatomic distance (Å)	Clash overlap (Å)
41:BC:71:VAL:HG13	41:BC:76:ARG:NH1	2.32	0.45
1:A2:960:U:H2'	1:A2:961:U:H6	1.81	0.45
1:A2:492:A:H2'	1:A2:494:U:H5''	1.98	0.45
1:A2:72:A:C2	1:A2:73:U:C4	3.05	0.45
52:BO:42[A]:ASN:OD1	52:BO:125[A]:ARG:HD3	2.16	0.45
27:AZ:70:LYS:HA	27:AZ:70:LYS:HD3	1.69	0.45
36:A5:1686:U:O2	36:A5:1688:U:H1'	2.17	0.45
1:A2:711:U:C1'	1:A2:712:G:H5'	2.43	0.45
3:CB:183:GLN:OE1	3:CB:183:GLN:N	2.43	0.45
42:BD:236:LEU:HD12	42:BD:236:LEU:HA	1.78	0.45
36:A1:209:A:H4'	36:A1:211:A:C8	2.52	0.45
63:DZ:54:THR:HG22	63:DZ:57:HIS:NE2	2.31	0.45
1:A2:1480:G:H3'	1:A2:1481:C:H6	1.82	0.45
80:A6:952:A:H5'	15:CN:98:VAL:HG22	1.97	0.45
36:A5:3206:C:O2	56:DS:155:ARG:NH1	2.49	0.45
20:CS:13:HIS:O	20:CS:14:ILE:HG22	2.17	0.45
36:A5:1635:G:OP1	63:DZ:107:ARG:NH2	2.41	0.45
36:A5:272:G:OP2	86:A5:3588:OHX:N6	2.49	0.45
36:A5:92:G:H5'	36:A5:93:C:H5''	1.98	0.45
80:A6:1391:A:H2'	80:A6:1392:U:H6	1.81	0.45
46:DH:103:ILE:HD11	46:DH:134:ILE:HG21	1.97	0.45
3:AB:101:HIS:O	3:AB:217:LEU:HD13	2.16	0.45
2:AA:108:THR:HG23	2:AA:135:GLU:OE1	2.16	0.45
37:A3:95:A:OP2	86:A3:211:OHX:N4	2.50	0.45
36:A5:138:U:H2'	36:A5:139:G:C8	2.52	0.45
39:DA:53:GLY:O	39:DA:192:LYS:HE3	2.15	0.45
36:A5:1614:C:H2'	36:A5:1615:C:H6	1.81	0.45
51:BN:57:GLN:HG3	51:BN:57:GLN:H	1.55	0.45
36:A5:2772:C:H1'	36:A5:2773:C:OP2	2.16	0.45
36:A1:879:U:O2	36:A1:2357:A:H1'	2.16	0.45
9:AH:22:GLN:HA	9:AH:25:VAL:HG23	1.99	0.45
9:AH:46:ILE:HD11	9:AH:60:ILE:HG12	1.98	0.45
1:A2:139:C:H4'	1:A2:140:A:O5'	2.17	0.45
36:A5:562:C:OP2	50:DM:77:ARG:NH1	2.49	0.45
1:A2:132:U:C1'	1:A2:133:U:OP2	2.58	0.45
11:AJ:118:LEU:HG	11:AJ:158:PHE:CZ	2.51	0.45
36:A1:1307:G:H1'	36:A1:1308:A:N7	2.31	0.45
1:A2:1060:U:H5''	1:A2:1061:A:OP2	2.16	0.45
86:A5:3521:OHX:N3	86:A5:3768:OHX:N5	2.64	0.45
36:A1:240:U:H4'	36:A1:241:G:OP1	2.15	0.45
36:A5:1096:U:H4'	36:A5:1097:G:O5'	2.16	0.45

Continued on next page...

Continued from previous page...

Atom-1	Atom-2	Interatomic distance (Å)	Clash overlap (Å)
3:AB:110:LEU:CD2	3:AB:213:ARG:HD2	2.46	0.45
3:AB:105:PHE:H	3:AB:214:LYS:HZ1	1.65	0.45
36:A5:1567:U:H2'	36:A5:1568:U:C4'	2.47	0.45
36:A5:2897:A:H2'	36:A5:2899:C:H5'	1.97	0.45
36:A5:2992:U:H1'	53:DP:69:ARG:NH2	2.32	0.45
59:BV:33:ASN:ND2	59:BV:63:LYS:H	2.14	0.45
36:A1:1845:G:C8	36:A1:1845:G:C5'	3.00	0.45
2:CA:52:LYS:NZ	23:CV:82:VAL:O	2.42	0.45
15:AN:27:LYS:H	15:AN:27:LYS:CE	2.26	0.45
26:CY:34:ASN:O	26:CY:35:VAL:HB	2.16	0.45
36:A1:65:A:C4	36:A1:110:G:N7	2.84	0.45
24:AW:55:ASP:C	24:AW:57:ARG:H	2.20	0.45
80:A6:272:U:H4'	80:A6:273:G:O5'	2.17	0.45
63:DZ:46:ILE:HD12	63:DZ:47:GLU:N	2.32	0.45
36:A1:1763:U:H3'	36:A1:1764:U:C6	2.52	0.45
56:DS:155:ARG:HD3	56:DS:172:TYR:CD2	2.52	0.45
47:BI:86:HIS:HB3	47:BI:139:ARG:CG	2.46	0.45
9:AH:104:ARG:HB2	9:AH:105:THR:H	1.45	0.45
45:BG:89:GLU:HB3	45:BG:214:LEU:HD11	1.98	0.45
1:A2:1217:A:H5'	1:A2:1217:A:C8	2.51	0.45
2:CA:142:PRO:HB3	23:CV:34:ILE:HD13	1.99	0.45
6:AE:163:ASP:HB3	6:AE:166:SER:O	2.16	0.45
21:CT:118:PRO:O	21:CT:119:LYS:HB2	2.16	0.45
55:DR:90:PRO:HG2	55:DR:93:VAL:CG2	2.47	0.45
1:A2:330:G:OP2	10:AI:172:ARG:NH1	2.42	0.45
18:AQ:107:LYS:O	18:AQ:111:SER:HB2	2.16	0.45
1:A2:153:G:OP2	26:AY:131:ARG:NH1	2.38	0.45
1:A2:616:G:C2	1:A2:622:A:N7	2.84	0.45
1:A2:1727:G:H2'	1:A2:1728:A:C8	2.51	0.45
42:BD:105:ILE:O	42:BD:109:THR:HG23	2.16	0.45
18:AQ:143:ARG:HB2	18:AQ:143:ARG:HE	1.58	0.45
36:A1:2135:U:O2'	36:A1:2136:C:H5'	2.17	0.45
4:CC:174:ARG:HA	4:CC:195:ASP:OD2	2.17	0.45
80:A6:421:A:O2'	80:A6:422:G:H5'	2.16	0.45
58:DU:12:ALA:HB2	58:DU:68:THR:HG23	1.97	0.45
12:CK:58:GLN:O	12:CK:65:TYR:N	2.48	0.45
49:DL:67:ARG:H	49:DL:67:ARG:HG3	1.40	0.45
3:AB:55:LYS:HA	3:AB:55:LYS:HD3	1.67	0.45
1:A2:1138:A:H2'	1:A2:1139:A:C8	2.51	0.45
7:AF:64:VAL:HG12	7:AF:65:ARG:HD3	1.97	0.45
48:DJ:8:PRO:HD2	48:DJ:10:ARG:HG2	1.99	0.45

Continued on next page...

Continued from previous page...

Atom-1	Atom-2	Interatomic distance (Å)	Clash overlap (Å)
36:A5:620:U:H5''	36:A5:621:A:O5'	2.16	0.45
86:A2:1918:OHX:N3	86:A2:2051:OHX:N1	2.65	0.45
8:CG:5:ILE:HG12	8:CG:111:LEU:HD12	1.98	0.45
4:AC:140:ARG:NH2	4:AC:229:LEU:HD22	2.32	0.45
36:A1:1815:U:H1'	36:A1:1816:A:O5'	2.16	0.45
86:A1:3723:OHX:N1	86:A1:3805:OHX:N2	2.64	0.45
36:A1:2814:G:OP1	41:BC:73:ARG:NH2	2.49	0.45
46:DH:17:THR:OG1	46:DH:17:THR:O	2.30	0.45
37:A7:1:G:H21	42:DD:269:SER:CB	2.30	0.45
36:A5:1307:G:H5''	52:DO:60[A]:LYS:NZ	2.32	0.45
36:A5:2202:C:H5''	39:DA:226:SER:N	2.30	0.45
86:A5:3469:OHX:N4	45:DG:54:GLU:OE2	2.50	0.45
36:A1:2206:G:N3	36:A1:2206:G:H2'	2.32	0.45
36:A1:1629:U:O4	63:BZ:111:LYS:HD2	2.17	0.45
12:CK:54:TYR:CD2	12:CK:75:TYR:HB2	2.52	0.45
1:A2:1417:A:OP1	86:A2:1950:OHX:N5	2.49	0.45
45:DG:99:PRO:HG2	45:DG:190:VAL:HG13	1.99	0.45
36:A5:430:U:OP2	86:A5:3497:OHX:N5	2.49	0.45
38:A8:154:C:H2'	38:A8:155:A:O4'	2.16	0.45
47:BI:48:LEU:O	47:BI:139:ARG:HA	2.17	0.45
1:A2:348:U:OP1	13:AL:85:VAL:HG11	2.17	0.45
1:A2:273:G:H1	1:A2:283:U:H3	1.65	0.45
5:CD:62:ASN:ND2	5:CD:62:ASN:O	2.50	0.45
24:CW:7:LEU:HA	24:CW:7:LEU:HD23	1.77	0.45
36:A1:608:A:C4	43:BE:22:ARG:NH1	2.85	0.45
52:BO:116[A]:LYS:HG3	52:BO:117[A]:ARG:N	2.30	0.45
7:CF:33:VAL:HG13	7:CF:37:GLN:CD	2.37	0.45
37:A7:3:U:H2'	37:A7:4:U:C6	2.51	0.45
36:A1:22:G:H1'	38:A4:104:A:N3	2.32	0.45
44:DF:221:LYS:O	44:DF:228:SER:O	2.34	0.45
36:A5:181:U:H6	36:A5:181:U:O5'	2.00	0.45
36:A1:2339:C:P	59:BV:48:ARG:HG2	2.57	0.45
36:A1:1849:C:H5'	36:A1:1849:C:H6	1.82	0.45
5:AD:84:ILE:HD13	5:AD:85:VAL:N	2.32	0.45
36:A5:731:U:H2'	36:A5:732:C:C6	2.52	0.45
36:A1:2578:U:OP1	86:A1:3708:OHX:N5	2.50	0.45
52:BO:195[B]:ALA:O	52:BO:198[B]:GLY:N	2.26	0.45
51:BN:28:TRP:O	51:BN:32:GLN:HG2	2.16	0.45
48:BJ:23:VAL:O	48:BJ:25:GLU:N	2.39	0.45
39:DA:137:ILE:HG12	39:DA:147:ARG:HG3	1.98	0.45
1:A2:1256:A:H4'	1:A2:1257:U:O5'	2.17	0.45

Continued on next page...

Continued from previous page...

Atom-1	Atom-2	Interatomic distance (Å)	Clash overlap (Å)
36:A5:499:G:H2'	36:A5:500:C:C6	2.52	0.45
38:A8:62:C:H4'	38:A8:63:G:O5'	2.16	0.45
36:A1:282:G:H3'	36:A1:282:G:C8	2.51	0.45
41:DC:338:LYS:O	41:DC:340:GLY:N	2.50	0.45
19:CR:26:LEU:HD22	19:CR:59:LYS:HA	1.97	0.45
80:A6:602:U:H2'	80:A6:603:U:C6	2.51	0.45
38:A4:26:U:H2'	38:A4:27:U:C6	2.51	0.45
36:A5:1801:U:H2'	36:A5:1802:C:C6	2.52	0.45
36:A5:2600:C:OP1	51:DN:93:LYS:NZ	2.46	0.45
36:A5:2298:U:O4	36:A5:2923:U:H5	2.00	0.45
36:A1:119:U:C2	45:BG:138:HIS:CE1	3.05	0.45
41:BC:74:ILE:HG22	41:BC:75:PRO:HD2	1.97	0.45
21:AT:135:ILE:HG13	21:AT:135:ILE:H	1.53	0.45
36:A5:2304:C:C5	36:A5:2305:G:C6	3.04	0.45
40:DB:331:ASN:OD1	40:DB:331:ASN:N	2.49	0.45
55:DR:7:GLN:H	55:DR:7:GLN:HG2	1.41	0.45
36:A5:1838:G:H4'	36:A5:1839:A:N3	2.32	0.45
5:AD:132:LYS:HB3	5:AD:189:MET:HG3	1.99	0.45
80:A6:220:A:H3'	80:A6:832:U:H1'	1.99	0.45
4:AC:140:ARG:HB3	4:AC:221:THR:HB	1.99	0.45
80:A6:234:G:H3'	80:A6:234:G:N3	2.31	0.45
17:CP:43:ARG:NH1	17:CP:47:ARG:HD3	2.31	0.45
22:AU:27:THR:HB	22:AU:88:LYS:CG	2.47	0.45
36:A5:1012:G:O2'	36:A5:1013:G:H5'	2.16	0.45
20:CS:102:ALA:O	20:CS:105:VAL:HG13	2.16	0.45
36:A5:1565:G:C2	36:A5:1566:A:H1'	2.51	0.45
80:A6:691:C:P	80:A6:696:C:H41	2.39	0.45
39:BA:204:MET:HB2	39:BA:208:ASP:HB2	1.98	0.45
86:A5:3515:OHX:N6	86:A5:3723:OHX:N5	2.65	0.45
42:BD:31:TYR:O	42:BD:35:ARG:HD2	2.17	0.45
1:A2:782:U:C4'	1:A2:783:G:OP2	2.64	0.45
36:A1:1245:A:C3'	36:A1:1246:G:H5''	2.47	0.45
53:BP:67:ILE:HD12	53:BP:67:ILE:HA	1.65	0.45
7:AF:97:LEU:HA	7:AF:97:LEU:HD23	1.79	0.45
36:A5:1655:G:C8	36:A5:1655:G:H5''	2.51	0.45
41:BC:49:ALA:HA	41:BC:109:TRP:CZ2	2.52	0.45
41:BC:338:LYS:HD2	41:BC:338:LYS:HA	1.55	0.45
53:DP:31:GLU:CG	53:DP:60:PHE:HA	2.46	0.45
62:DY:83:ASP:O	62:DY:84:LYS:HB2	2.17	0.45
86:A1:3785:OHX:N4	60:BW:50:ALA:HB2	2.31	0.45
36:A5:208:C:O2'	36:A5:209:A:H5'	2.16	0.45

Continued on next page...

Continued from previous page...

Atom-1	Atom-2	Interatomic distance (Å)	Clash overlap (Å)
40:BB:21:ARG:NH1	40:BB:269:GLN:OE1	2.50	0.45
56:BS:2:ALA:HB3	56:BS:32:SER:HB3	1.99	0.45
36:A1:1509:A:H2'	36:A1:1510:G:C8	2.52	0.45
86:A1:3598:OHX:N2	86:A1:3722:OHX:N4	2.65	0.45
36:A5:182:U:OP1	36:A5:182:U:H4'	2.16	0.45
86:A1:3631:OHX:N2	86:A1:3716:OHX:N4	2.64	0.45
86:A6:1956:OHX:N3	86:A6:2058:OHX:N5	2.65	0.45
7:CF:73:THR:C	7:CF:75:GLY:H	2.20	0.45
55:DR:143:ILE:HG22	55:DR:144:GLN:N	2.31	0.45
80:A6:1089:U:O2'	80:A6:1090:C:H5'	2.16	0.45
54:BQ:57:ILE:HD13	54:BQ:57:ILE:HG21	1.50	0.45
40:DB:81:THR:O	40:DB:81:THR:CG2	2.64	0.45
48:DJ:107:ASP:O	48:DJ:108:GLU:HG2	2.17	0.45
36:A1:2775:U:H2'	36:A1:2776:C:C6	2.51	0.45
48:DJ:20:ASN:HB3	48:DJ:126:ASP:HB2	1.98	0.45
86:BI:301:OHX:N6	86:BI:302:OHX:N2	2.65	0.45
36:A5:2949:U:C5	36:A5:2950:G:C6	3.05	0.45
50:BM:72:LEU:HD22	50:BM:73:PRO:HD2	1.97	0.45
58:BU:53:ALA:O	58:BU:68:THR:HG22	2.16	0.45
11:AJ:85:VAL:HG12	11:AJ:99:LEU:HD11	1.98	0.45
36:A5:2437:G:H5'	36:A5:2437:G:C8	2.44	0.45
8:AG:31:ARG:H	8:AG:34:GLN:HG3	1.82	0.45
36:A1:981:U:C6	36:A1:981:U:H3'	2.52	0.45
1:A2:131:C:HO2'	1:A2:132:U:P	2.39	0.45
18:AQ:47:LYS:HZ1	18:AQ:114:ARG:CD	2.30	0.45
36:A5:174:C:H2'	36:A5:175:C:C6	2.51	0.45
41:BC:52:VAL:HB	41:BC:99:MET:HE3	1.99	0.45
8:AG:153:VAL:HG12	8:AG:154:ARG:N	2.31	0.45
9:AH:39:ARG:N	9:AH:40:PRO:HD2	2.32	0.45
1:A2:187:G:C4'	1:A2:188:A:OP1	2.61	0.45
36:A5:1538:G:OP2	86:A5:3521:OHX:N2	2.50	0.45
36:A1:3139:A:O4'	40:BB:18:PRO:HD2	2.17	0.45
1:A2:277:U:H2'	1:A2:278:U:OP1	2.17	0.45
36:A5:1095:U:O2	57:DT:129:LYS:HG2	2.15	0.45
1:A2:489:C:N4	1:A2:497:G:H22	2.15	0.45
42:BD:260:PHE:HD1	42:BD:264:GLN:HE21	1.65	0.45
1:A2:717:C:H42	1:A2:720:G:N2	2.09	0.45
8:AG:211:LEU:HD11	8:AG:215:ARG:NH2	2.32	0.45
11:CJ:121:SER:HB3	11:CJ:124:HIS:H	1.81	0.45
51:BN:186:GLY:O	51:BN:190:THR:CG2	2.64	0.45
49:BL:124:ILE:HD11	49:BL:126:PHE:CZ	2.51	0.45

Continued on next page...

Continued from previous page...

Atom-1	Atom-2	Interatomic distance (Å)	Clash overlap (Å)
8:CG:9:VAL:HG12	8:CG:10:ASN:OD1	2.16	0.45
23:CV:71:ARG:HG3	23:CV:83:TRP:CZ2	2.52	0.45
36:A5:2549:G:N2	45:DG:33:ASN:HA	2.32	0.45
18:CQ:82:ARG:HH22	18:CQ:114:ARG:HG3	1.82	0.45
3:CB:133:TYR:CZ	3:CB:181:LEU:HD12	2.52	0.45
86:A6:2005:OHX:N4	86:CL:201:OHX:N2	2.65	0.45
1:A2:240:U:H4'	1:A2:240:U:OP1	2.16	0.45
36:A1:3084:C:O2	36:A1:3332:U:H5''	2.16	0.45
53:BP:16:SER:HB3	53:BP:149:VAL:HG22	1.99	0.45
26:AY:35:VAL:O	26:AY:36:SER:HB3	2.16	0.45
61:BX:139:ILE:HG12	61:BX:141:TYR:HD2	1.81	0.45
60:DW:102:LYS:HG2	60:DW:105:ARG:NH1	2.32	0.45
17:AP:22:LEU:HD13	17:AP:26:LEU:HD11	1.99	0.45
80:A6:1196:A:H4'	80:A6:1197:C:O5'	2.16	0.45
37:A7:22:A:H1'	42:DD:272:TYR:CE1	2.52	0.45
86:A1:3614:OHX:N1	86:A1:3665:OHX:N4	2.65	0.45
1:A2:1277:G:H2'	1:A2:1278:G:O4'	2.17	0.45
80:A6:1391:A:H2'	80:A6:1392:U:C6	2.52	0.45
12:AK:33:GLU:N	12:AK:33:GLU:OE1	2.46	0.45
36:A1:371:G:H4'	36:A1:396:A:N1	2.32	0.45
38:A8:10:A:H2'	38:A8:11:C:C6	2.51	0.45
2:AA:131:GLN:O	2:AA:135:GLU:HB2	2.17	0.45
21:AT:135:ILE:HA	21:AT:138:GLN:HG3	1.99	0.45
1:A2:156:A:H2'	1:A2:157:A:O4'	2.17	0.45
14:CM:88:LEU:O	14:CM:89:ILE:HB	2.16	0.45
36:A1:1634:G:OP1	63:BZ:107:ARG:NH1	2.50	0.45
61:BX:91:ASN:ND2	61:BX:93:TYR:HD2	2.15	0.45
9:CH:102:PRO:HA	9:CH:106:SER:O	2.16	0.45
60:DW:126:GLU:OE2	60:DW:129:LYS:NZ	2.47	0.45
80:A6:1144:U:H2'	80:A6:1145:U:C6	2.50	0.45
1:A2:1194:A:H2'	1:A2:1195:C:H5'	1.98	0.45
59:DV:27:ASP:HA	59:DV:113:ALA:O	2.17	0.45
43:DE:152:THR:HA	43:DE:153:PRO:HD3	1.76	0.45
45:DG:236:GLY:O	45:DG:237:ILE:HB	2.17	0.45
54:DQ:125:ASP:OD2	54:DQ:125:ASP:N	2.49	0.45
50:BM:102:LYS:HB2	50:BM:102:LYS:HE3	1.55	0.45
36:A1:1325:U:H5''	36:A1:1325:U:H6	1.82	0.45
20:CS:38:VAL:HG23	20:CS:38:VAL:O	2.17	0.45
40:BB:102:LEU:H	40:BB:102:LEU:HD23	1.82	0.45
36:A5:2282:U:O2	36:A5:2310:U:H4'	2.16	0.45
86:A5:3491:OHX:N6	86:A5:3734:OHX:N2	2.65	0.45

Continued on next page...

Continued from previous page...

Atom-1	Atom-2	Interatomic distance (Å)	Clash overlap (Å)
1:A2:1686:C:C2	1:A2:1687:U:N1	2.85	0.45
11:AJ:60:LEU:HA	11:AJ:60:LEU:HD22	1.49	0.45
80:A6:486:G:N7	80:A6:488:G:C2	2.84	0.45
38:A4:142:C:H5'	51:BN:113:LEU:HD21	1.98	0.45
1:A2:1473:U:O2'	7:AF:103:ASN:ND2	2.48	0.45
47:DI:41:ALA:O	47:DI:139:ARG:NH2	2.38	0.45
1:A2:649:U:HO2'	1:A2:650:U:P	2.38	0.45
8:AG:64:LYS:O	8:AG:67:VAL:HG22	2.17	0.45
1:A2:1231:U:C4	1:A2:1255:G:N2	2.85	0.45
36:A1:2299:A:OP1	86:A1:3671:OHX:N4	2.49	0.45
1:A2:489:C:H6	1:A2:489:C:O5'	1.99	0.45
38:A4:80:A:H5'	38:A4:81:U:P	2.57	0.45
36:A5:1565:G:H1'	36:A5:1575:A:C2	2.52	0.45
36:A5:1301:A:P	86:A5:3820:OHX:N6	2.90	0.45
52:DO:60[B]:LYS:HG2	52:DO:60[B]:LYS:H	1.58	0.45
36:A5:2988:C:OP1	52:DO:68[A]:ARG:NH1	2.50	0.45
48:BJ:109:HIS:CD2	48:BJ:123:PHE:H	2.26	0.45
40:BB:350:ALA:O	40:BB:351:LEU:HB2	2.17	0.45
36:A1:1231:A:H5''	36:A1:1232:C:C5'	2.45	0.45
46:DH:90:MET:O	46:DH:143:GLU:O	2.34	0.45
44:DF:179:LEU:HD22	44:DF:183:ASP:OD2	2.17	0.45
36:A5:238:A:H2'	36:A5:239:G:O4'	2.17	0.45
2:AA:110:TYR:CD2	2:AA:110:TYR:N	2.80	0.45
59:BV:40:LYS:HG3	59:BV:57:MET:HG2	1.99	0.45
43:DE:51:ARG:NH1	50:DM:114:ASP:OD2	2.48	0.45
21:AT:124:ILE:HG13	21:AT:125:SER:O	2.16	0.45
55:BR:43:LYS:H	55:BR:43:LYS:HG2	1.60	0.45
2:AA:142:PRO:HG3	23:AV:32:VAL:HG13	1.99	0.45
6:AE:19:LEU:HD11	6:AE:108:ARG:HD2	1.99	0.45
36:A5:1334:U:O2'	44:DF:151:ARG:NH2	2.50	0.45
52:BO:124[A]:LEU:HA	52:BO:124[A]:LEU:HD12	1.77	0.45
1:A2:767:U:C5	11:AJ:143:ILE:HD12	2.52	0.45
36:A5:3245:A:H2	36:A5:3246:G:C2	2.35	0.45
36:A1:1460:A:H2'	36:A1:1461:A:C8	2.51	0.45
36:A1:3334:U:H4'	36:A1:3335:A:H5''	1.98	0.45
5:CD:183:GLY:O	5:CD:184:ILE:HD13	2.17	0.45
60:DW:119:GLU:O	60:DW:122:ALA:HB3	2.17	0.45
46:BH:109:ALA:HB1	46:BH:111:PHE:CE2	2.52	0.45
1:A2:1287:A:N6	1:A2:1329:A:H5'	2.32	0.45
80:A6:1471:A:OP1	7:CF:185:ARG:NH1	2.40	0.45
1:A2:1248:C:H2'	1:A2:1249:U:C6	2.52	0.45

Continued on next page...

Continued from previous page...

Atom-1	Atom-2	Interatomic distance (Å)	Clash overlap (Å)
36:A5:406:G:H1'	38:A8:16:G:N2	2.32	0.45
8:CG:1:MET:HG3	8:CG:2:LYS:H	1.82	0.45
41:DC:148:ILE:HA	41:DC:149:PRO:C	2.37	0.45
36:A5:422:A:C2	36:A5:2363:A:H4'	2.52	0.45
36:A5:1246:G:C8	36:A5:1264:G:C6	3.05	0.45
36:A1:1720:U:P	55:BR:110:ARG:HH12	2.40	0.45
1:A2:861:U:H5'	1:A2:862:A:OP2	2.17	0.45
51:BN:11:GLN:HE21	51:BN:44:ARG:CZ	2.30	0.45
9:CH:75:THR:HG23	9:CH:161:GLN:OE1	2.17	0.45
7:AF:30:PRO:O	7:AF:33:VAL:HB	2.17	0.45
80:A6:164:A:C2'	80:A6:165:G:H5'	2.47	0.45
80:A6:1078:C:H2'	80:A6:1079:U:H6	1.82	0.45
36:A1:2510:U:O2'	36:A1:2511:A:OP2	2.29	0.45
44:BF:92:ILE:HD12	44:BF:92:ILE:HA	1.35	0.45
2:AA:172:LEU:O	2:AA:176:LEU:HG	2.17	0.45
46:DH:94:TYR:CD2	46:DH:98:PRO:HA	2.52	0.45
8:AG:2:LYS:HB3	8:AG:108:VAL:HG22	1.99	0.45
3:AB:229:MET:HA	3:AB:232:HIS:CE1	2.52	0.45
86:A2:1983:OHX:N5	86:A2:2082:OHX:N3	2.64	0.45
8:AG:72:ARG:HG2	8:AG:98:ARG:HA	1.99	0.45
43:BE:78:ARG:HH11	43:BE:78:ARG:CG	2.30	0.45
1:A2:1541:G:C6	1:A2:1542:G:N1	2.84	0.45
47:BI:80:SER:O	47:BI:84:ALA:HB2	2.17	0.45
1:A2:1519:U:H2'	1:A2:1520:U:C5	2.51	0.45
36:A1:3345:G:O6	86:A1:3754:OHX:N3	2.50	0.45
36:A5:2567:C:H42	36:A5:2568:C:H41	1.64	0.45
80:A6:1058:U:H1'	80:A6:1059:U:O5'	2.16	0.45
36:A1:3120:C:HO2'	36:A1:3121:U:H6	1.64	0.45
58:BU:43:VAL:O	58:BU:44:GLU:C	2.55	0.45
11:AJ:174:ARG:HA	11:AJ:174:ARG:HE	1.81	0.45
9:CH:122:HIS:HD2	9:CH:179:LYS:CE	2.29	0.45
86:A1:3467:OHX:N2	86:BA:301:OHX:N6	2.65	0.45
45:BG:25:PRO:HB2	45:BG:26:LEU:H	1.36	0.45
20:AS:11:PHE:C	20:AS:11:PHE:CD2	2.90	0.45
36:A1:2554:A:H5''	39:BA:85:GLY:O	2.17	0.45
52:BO:54[B]:TYR:CD2	52:BO:58[B]:LEU:HD22	2.52	0.45
21:AT:65:ILE:HG23	21:AT:71:VAL:HG22	1.99	0.45
24:CW:26:LEU:HD12	24:CW:27:ILE:N	2.32	0.45
86:A1:3471:OHX:N1	86:A1:3744:OHX:N4	2.64	0.45
6:CE:23:LEU:O	6:CE:24:SER:CB	2.65	0.45
50:BM:131:VAL:HG13	52:BO:181[A]:ALA:HB1	1.99	0.45

Continued on next page...

Continued from previous page...

Atom-1	Atom-2	Interatomic distance (Å)	Clash overlap (Å)
46:BH:4:ILE:HG22	56:BS:142:GLN:CD	2.37	0.45
48:BJ:83:GLY:HA2	48:BJ:86:VAL:HG23	1.98	0.45
6:AE:180:LEU:HD22	6:AE:192:ILE:HG22	1.99	0.45
55:BR:161:ALA:O	55:BR:165:LYS:HB3	2.16	0.45
22:CU:15:GLN:HB2	22:CU:16:GLN:H	1.53	0.45
41:BC:291:ASN:O	41:BC:292:SER:O	2.35	0.45
36:A1:1748:G:C6	36:A1:1749:A:C6	3.05	0.45
50:BM:135:LEU:O	50:BM:136:ALA:HB2	2.17	0.45
23:AV:71:ARG:HG3	23:AV:83:TRP:CZ2	2.52	0.45
36:A1:2971:A:H3'	36:A1:2971:A:N3	2.32	0.45
60:BW:35:LYS:O	60:BW:36:SER:C	2.55	0.45
59:DV:45:ARG:O	59:DV:46:LEU:C	2.55	0.45
36:A5:3085:G:H5''	36:A5:3086:A:OP1	2.17	0.45
26:AY:29:HIS:CE1	26:AY:68:LYS:N	2.85	0.45
51:DN:192:LYS:O	51:DN:196:THR:OG1	2.35	0.45
37:A3:67:G:H2'	37:A3:68:C:O4'	2.17	0.45
49:DL:119:TYR:HD1	49:DL:145:PHE:CE2	2.35	0.45
53:DP:52:LEU:HD13	53:DP:88:VAL:HG11	1.99	0.45
15:CN:138:ASN:O	15:CN:140:LYS:N	2.50	0.45
36:A1:1853:U:O4	86:A1:3522:OHX:N5	2.50	0.45
63:BZ:87:LEU:HB2	63:BZ:127:ASN:ND2	2.32	0.45
39:BA:113:VAL:HG23	39:BA:134:VAL:HG22	1.98	0.45
15:AN:46:THR:HG23	15:AN:49:GLN:OE1	2.17	0.45
36:A5:3139:A:OP2	40:DB:30:LYS:NZ	2.49	0.45
42:BD:259:LYS:HB3	42:BD:259:LYS:HE3	1.53	0.45
80:A6:1320:U:H6	80:A6:1320:U:H5''	1.82	0.45
19:AR:81:LYS:HE3	19:AR:81:LYS:HB2	1.72	0.45
4:CC:186:LYS:HD2	4:CC:186:LYS:HA	1.78	0.45
14:AM:84:ASN:O	14:AM:86:VAL:HG22	2.17	0.45
86:A2:1962:OHX:N3	86:A2:1964:OHX:N5	2.65	0.45
1:A2:1686:C:C4	1:A2:1687:U:C4	3.05	0.44
36:A5:439:C:H4'	36:A5:440:A:C5'	2.45	0.44
36:A1:3049:A:H5''	40:BB:53:MET:HB2	1.99	0.44
36:A1:439:C:O2	36:A1:439:C:H2'	2.16	0.44
36:A5:1557:A:OP1	45:DG:51:LYS:HE3	2.16	0.44
1:A2:918:U:H2'	1:A2:919:A:H8	1.81	0.44
10:AI:9:HIS:O	10:AI:10:LYS:CB	2.64	0.44
36:A1:250:U:C5	36:A1:251:G:N7	2.85	0.44
86:A1:3565:OHX:N3	86:A1:3603:OHX:N5	2.65	0.44
7:CF:145:ASP:CG	7:CF:146:THR:H	2.19	0.44
36:A5:2403:G:OP1	86:A5:3762:OHX:N4	2.50	0.44

Continued on next page...

Continued from previous page...

Atom-1	Atom-2	Interatomic distance (Å)	Clash overlap (Å)
86:A5:3538:OHX:N2	86:A5:3759:OHX:N5	2.65	0.44
2:AA:202:TYR:O	2:AA:203:PHE:CG	2.70	0.44
7:CF:59:VAL:C	7:CF:61:TYR:H	2.21	0.44
80:A6:1620:C:HO2'	80:A6:1621:U:P	2.40	0.44
80:A6:1402:G:OP1	19:CR:4:VAL:HA	2.17	0.44
44:DF:229:PHE:CD1	44:DF:229:PHE:C	2.91	0.44
36:A5:2241:U:O2'	39:DA:243:THR:HG23	2.16	0.44
36:A1:2397:A:OP1	36:A1:2398:A:H4'	2.17	0.44
80:A6:992:A:H8	80:A6:992:A:H5'	1.81	0.44
36:A5:3163:A:C6	36:A5:3164:C:N4	2.85	0.44
39:DA:105:GLY:CA	39:DA:160:SER:HB3	2.47	0.44
86:A5:3581:OHX:N3	86:A5:3815:OHX:N4	2.65	0.44
1:A2:231:U:O2'	1:A2:232:U:H5''	2.17	0.44
22:CU:31:VAL:HG13	22:CU:87:HIS:CE1	2.51	0.44
36:A5:863:C:OP1	86:A5:3431:OHX:N1	2.49	0.44
6:AE:42:LEU:HD22	6:AE:47:PHE:HB2	1.98	0.44
52:BO:116[B]:LYS:HG3	52:BO:117[B]:ARG:N	2.31	0.44
49:DL:80:VAL:HG12	49:DL:85:LEU:O	2.17	0.44
39:BA:247:ARG:HG2	39:BA:247:ARG:HH11	1.81	0.44
36:A5:3147:G:H4'	40:DB:102:LEU:O	2.17	0.44
36:A5:92:G:H5''	36:A5:94:G:N7	2.32	0.44
86:A1:3550:OHX:N5	86:A1:3673:OHX:N1	2.65	0.44
57:DT:48:ILE:HG13	57:DT:94:GLU:HG2	1.97	0.44
24:AW:25:VAL:O	24:AW:62:VAL:HA	2.16	0.44
1:A2:1111:G:H2'	1:A2:1112:G:H5'	1.99	0.44
36:A1:1720:U:OP2	55:BR:110:ARG:NH1	2.50	0.44
36:A5:576:C:OP1	44:DF:241:LYS:NZ	2.49	0.44
36:A1:1404:G:N7	86:A1:3581:OHX:N3	2.65	0.44
36:A5:2768:U:H2'	36:A5:2769:A:C8	2.52	0.44
42:BD:83:LEU:HB3	42:BD:88:ILE:HB	1.99	0.44
58:DU:29:ASP:O	58:DU:32:SER:N	2.50	0.44
36:A1:2697:A:H2'	36:A1:2698:G:C8	2.52	0.44
36:A5:163:C:H42	36:A5:258:G:H1	1.65	0.44
17:AP:20:VAL:HG13	17:AP:24:LYS:HD2	1.98	0.44
1:A2:595:G:H2'	1:A2:596:C:C6	2.52	0.44
43:DE:145:LEU:HD23	43:DE:145:LEU:HA	1.71	0.44
36:A1:2358:A:H2'	36:A1:2359:C:O4'	2.17	0.44
36:A1:422:A:C2	36:A1:2363:A:H4'	2.53	0.44
36:A1:1017:C:HO2'	36:A1:1018:G:P	2.36	0.44
50:DM:55:ARG:NH2	50:DM:77:ARG:HA	2.31	0.44
80:A6:219:A:O2'	80:A6:220:A:O5'	2.35	0.44

Continued on next page...

Continued from previous page...

Atom-1	Atom-2	Interatomic distance (Å)	Clash overlap (Å)
19:AR:24:LEU:O	19:AR:25:THR:HG23	2.18	0.44
36:A5:2174:G:H4'	36:A5:2175:U:O5'	2.17	0.44
25:AX:79:ASN:HD22	25:AX:81:LYS:HB2	1.83	0.44
80:A6:676:G:H2'	80:A6:677:G:C8	2.52	0.44
1:A2:66:U:H5'	8:AG:173:PRO:HA	1.98	0.44
2:CA:12:GLU:H	2:CA:12:GLU:HG2	1.55	0.44
36:A5:1306:G:C6	52:DO:62[B]:THR:HA	2.52	0.44
11:AJ:117:GLY:C	11:AJ:119:ALA:H	2.17	0.44
2:AA:20:ALA:HB3	2:AA:22:THR:HG23	2.00	0.44
55:BR:106:LEU:HB3	55:BR:120:TYR:HE1	1.78	0.44
36:A5:2273:G:O6	86:A5:3737:OHX:N5	2.50	0.44
36:A5:1084:A:H2'	36:A5:1085:A:H5''	2.00	0.44
5:CD:33:GLY:O	5:CD:52:ALA:HA	2.17	0.44
25:AX:108:GLY:O	25:AX:109:ARG:HG2	2.16	0.44
1:A2:600:U:H1'	25:AX:47:SER:HB3	1.99	0.44
1:A2:915:A:H5'	1:A2:916:U:OP2	2.17	0.44
61:BX:132:ALA:O	61:BX:135:ILE:HG22	2.18	0.44
36:A5:412:G:H2'	36:A5:413:U:C6	2.53	0.44
63:DZ:36:HIS:H	63:DZ:37:PRO:HD3	1.82	0.44
86:A5:3742:OHX:N6	86:A8:212:OHX:N5	2.65	0.44
36:A5:740:G:OP2	86:A5:3763:OHX:N6	2.50	0.44
36:A5:1454:A:OP1	86:A5:3728:OHX:N6	2.50	0.44
41:BC:269:SER:C	41:BC:271:LYS:H	2.20	0.44
80:A6:729:G:HO2'	80:A6:730:G:P	2.39	0.44
36:A1:564:G:H2'	36:A1:565:U:C6	2.52	0.44
1:A2:1171:A:H2'	1:A2:1172:G:C8	2.52	0.44
45:BG:116:VAL:HG13	45:BG:121:SER:O	2.16	0.44
40:BB:143:GLY:O	40:BB:147:GLU:HG2	2.17	0.44
1:A2:1281:G:H2'	1:A2:1282:U:H6	1.82	0.44
1:A2:981:U:C2'	1:A2:982:U:H5'	2.47	0.44
36:A1:726:G:H1'	36:A1:744:A:H61	1.82	0.44
4:CC:170:ILE:HB	4:CC:197:TYR:HB2	2.00	0.44
16:CO:122:PRO:C	16:CO:124:ASP:N	2.70	0.44
22:CU:44:ASN:HA	22:CU:47:GLN:HB3	1.98	0.44
45:DG:162:LEU:HD23	51:DN:7:LEU:HD21	1.99	0.44
36:A1:3096:C:H2'	36:A1:3097:C:C6	2.53	0.44
1:A2:1051:G:HO2'	1:A2:1052:U:P	2.40	0.44
22:CU:120:SER:HB3	22:CU:121:ASN:H	1.55	0.44
36:A1:709:A:P	54:BQ:179:ARG:HH22	2.37	0.44
51:BN:78:GLY:HA2	51:BN:89:VAL:HG21	1.99	0.44
49:BL:57:VAL:HG13	49:BL:147:ILE:CG2	2.47	0.44

Continued on next page...

Continued from previous page...

Atom-1	Atom-2	Interatomic distance (Å)	Clash overlap (Å)
50:DM:40:ASP:HA	56:DS:143:PHE:CE1	2.52	0.44
36:A1:1809:A:H2'	36:A1:1810:A:O4'	2.17	0.44
26:CY:51:GLU:O	26:CY:53:ASP:N	2.51	0.44
36:A5:1152:G:H8	36:A5:1152:G:OP2	2.01	0.44
36:A5:986:U:OP2	86:A5:3669:OHX:N2	2.49	0.44
36:A1:821:U:OP2	86:A1:3524:OHX:N3	2.50	0.44
23:AV:50:TYR:HB2	23:AV:52:THR:HG22	1.99	0.44
86:A2:1933:OHX:N4	86:A2:2085:OHX:N3	2.66	0.44
36:A1:2298:U:O4	36:A1:2923:U:H5	2.01	0.44
80:A6:1799:U:H4'	80:A6:1800:A:H2'	1.98	0.44
40:DB:244:ARG:HH11	40:DB:244:ARG:HG2	1.81	0.44
40:DB:296:THR:HG22	40:DB:297:SER:N	2.33	0.44
1:A2:281:G:H2'	1:A2:282:C:C6	2.52	0.44
46:DH:75:VAL:HG22	46:DH:78:MET:CE	2.46	0.44
47:BI:216:TYR:CG	86:BI:303:OHX:N5	2.85	0.44
11:AJ:108:ARG:HH11	11:AJ:110:GLN:HG2	1.82	0.44
36:A1:2094:C:H2'	36:A1:2095:G:C8	2.52	0.44
1:A2:830:U:O2'	1:A2:831:U:OP2	2.34	0.44
1:A2:67:A:OP1	8:AG:171:LYS:NZ	2.49	0.44
21:AT:118:PRO:O	21:AT:119:LYS:HB2	2.18	0.44
36:A5:1552:G:OP2	86:A5:3809:OHX:N3	2.51	0.44
11:CJ:133:HIS:CD2	11:CJ:162:SER:HB2	2.53	0.44
10:CI:76:THR:CG2	10:CI:105:ASP:HB3	2.42	0.44
21:CT:89:ARG:HH11	21:CT:89:ARG:CG	2.24	0.44
48:BJ:17:LEU:HD21	48:BJ:19:LEU:HD21	1.99	0.44
1:A2:71:A:O3'	1:A2:72:A:H4'	2.17	0.44
23:CV:73:ALA:CB	23:CV:79:LEU:HD12	2.45	0.44
16:CO:80:HIS:HD1	16:CO:114:ARG:HB3	1.83	0.44
5:CD:5:ILE:HG22	5:CD:9:ARG:HB3	1.99	0.44
36:A1:1110:U:O4	86:A1:3523:OHX:N5	2.50	0.44
36:A5:736:A:C5	36:A5:737:G:H1'	2.52	0.44
21:CT:6:VAL:HG22	21:CT:66:TYR:CE1	2.52	0.44
36:A1:2582:C:H2'	36:A1:2583:C:C6	2.51	0.44
1:A2:694:U:H2'	1:A2:695:U:C5	2.51	0.44
2:AA:120:LEU:HD12	2:AA:142:PRO:O	2.17	0.44
36:A5:1109:U:H2'	36:A5:1110:U:O4'	2.17	0.44
1:A2:57:G:OP1	26:AY:112:LYS:HE3	2.17	0.44
5:AD:21:LEU:HA	5:AD:21:LEU:HD23	1.82	0.44
80:A6:886:U:H2'	80:A6:887:A:C8	2.52	0.44
36:A1:1063:G:C6	36:A1:1097:G:C5	3.06	0.44
36:A1:2680:A:C2	48:BJ:24:GLY:HA2	2.52	0.44

Continued on next page...

Continued from previous page...

Atom-1	Atom-2	Interatomic distance (Å)	Clash overlap (Å)
41:BC:64:SER:HA	41:BC:75:PRO:HA	1.97	0.44
36:A1:709:A:OP1	54:BQ:179:ARG:NH2	2.31	0.44
45:BG:195:SER:O	45:BG:196:ALA:HB3	2.17	0.44
51:BN:73:ARG:HG2	51:BN:75:VAL:HG13	1.99	0.44
1:A2:353:A:O3'	10:AI:14:THR:HG21	2.17	0.44
39:BA:177:LYS:HA	39:BA:178:PRO:HD3	1.91	0.44
86:A5:3640:OHX:N6	86:A5:3741:OHX:N2	2.66	0.44
18:CQ:52:LEU:HA	18:CQ:60:PHE:CE1	2.52	0.44
48:DJ:17:LEU:HD21	48:DJ:19:LEU:HD21	1.98	0.44
15:AN:22:ALA:HB1	15:AN:23:PRO:C	2.38	0.44
36:A5:2192:C:H2'	36:A5:2193:U:O4'	2.17	0.44
38:A4:28:C:O2'	38:A4:29:U:H5'	2.17	0.44
1:A2:105:A:H2'	1:A2:106:U:O4'	2.17	0.44
1:A2:1578:U:O2'	1:A2:1579:U:H5'	2.17	0.44
56:DS:48:LEU:O	56:DS:49:HIS:ND1	2.49	0.44
51:DN:22:LEU:HD12	51:DN:22:LEU:HA	1.86	0.44
43:BE:159:LEU:HA	43:BE:159:LEU:HD23	1.62	0.44
11:AJ:132:ARG:HH11	11:AJ:132:ARG:HG3	1.82	0.44
36:A5:2224:A:H5''	36:A5:2225:U:OP2	2.17	0.44
7:AF:109:LYS:O	7:AF:113:ILE:HG13	2.17	0.44
1:A2:1586:A:H1'	1:A2:1611:A:N6	2.32	0.44
36:A1:1582:C:HO2'	36:A1:1583:A:P	2.39	0.44
47:DI:55:ASN:O	47:DI:131:ILE:HG12	2.16	0.44
56:BS:106:LEU:HD23	56:BS:106:LEU:C	2.38	0.44
1:A2:130:C:O2'	1:A2:131:C:OP1	2.29	0.44
36:A5:3279:A:H2'	36:A5:3280:U:H5'	2.00	0.44
36:A5:247:C:N3	36:A5:248:U:H1'	2.32	0.44
8:CG:67:VAL:HG21	8:CG:99:GLY:HA2	1.99	0.44
1:A2:186:C:H3'	1:A2:187:G:H8	1.83	0.44
1:A2:197:A:H61	10:AI:138:ASN:HD22	1.63	0.44
80:A6:1537:C:C4	86:A6:2016:OHX:N5	2.86	0.44
36:A1:1750:A:N3	36:A1:1752:A:C8	2.85	0.44
36:A5:2403:G:O5'	86:A5:3762:OHX:N2	2.50	0.44
1:A2:477:A:N7	1:A2:538:A:N1	2.66	0.44
5:AD:71:LEU:HA	5:AD:71:LEU:HD23	1.85	0.44
49:BL:24:VAL:O	49:BL:24:VAL:HG23	2.17	0.44
39:BA:79:ASN:ND2	39:BA:165:VAL:HG22	2.33	0.44
36:A1:3319:U:O2'	36:A1:3320:A:P	2.76	0.44
1:A2:1657:U:N3	86:A2:1969:OHX:N2	2.65	0.44
22:CU:95:ALA:CB	22:CU:99:ILE:HG13	2.47	0.44
22:AU:50:LEU:CD2	22:AU:95:ALA:HB2	2.47	0.44

Continued on next page...

Continued from previous page...

Atom-1	Atom-2	Interatomic distance (Å)	Clash overlap (Å)
36:A1:3151:U:H4'	36:A1:3294:A:O4'	2.17	0.44
86:A5:3742:OHX:N4	86:A8:212:OHX:N1	2.66	0.44
44:DF:150:LYS:HE2	44:DF:151:ARG:NH1	2.33	0.44
80:A6:651:G:H3'	86:A6:2022:OHX:N4	2.33	0.44
1:A2:1552:U:H2'	1:A2:1553:G:O4'	2.16	0.44
62:BY:17:LYS:O	62:BY:21:THR:HG23	2.17	0.44
36:A1:2996:U:O2	36:A1:2996:U:H2'	2.17	0.44
6:CE:163:ASP:HB3	6:CE:167:GLY:O	2.17	0.44
13:CL:109:VAL:HG21	13:CL:125:VAL:CG1	2.48	0.44
80:A6:558:U:H2'	80:A6:558:U:O2	2.16	0.44
80:A6:1:U:H1'	80:A6:369:A:C8	2.52	0.44
86:A1:3520:OHX:N1	86:A1:3717:OHX:N2	2.65	0.44
54:BQ:71:LEU:CD2	54:BQ:99:THR:HG21	2.48	0.44
86:A5:3640:OHX:N5	86:A5:3741:OHX:N1	2.65	0.44
36:A1:1159:A:O2'	36:A1:1160:C:H5''	2.17	0.44
1:A2:517:U:H3	1:A2:535:A:H61	1.65	0.44
80:A6:522:U:OP1	26:CY:37:LYS:NZ	2.50	0.44
86:A5:3467:OHX:N2	86:A5:3819:OHX:N4	2.65	0.44
15:AN:142:GLU:HG3	15:AN:145:THR:HG23	1.98	0.44
36:A5:1840:U:OP2	86:A5:3553:OHX:N4	2.50	0.44
48:BJ:32:ARG:O	48:BJ:36:VAL:HG23	2.18	0.44
13:AL:21:ASN:HD22	13:AL:31:THR:HA	1.82	0.44
41:DC:131:VAL:O	41:DC:135:VAL:HG23	2.18	0.44
37:A7:31:U:H4'	42:DD:218:ARG:NH1	2.33	0.44
56:BS:49:HIS:HB2	56:BS:51:VAL:HG22	1.99	0.44
80:A6:1337:A:H5'	80:A6:1338:C:OP2	2.18	0.44
80:A6:153:G:OP2	26:CY:131:ARG:NH1	2.51	0.44
1:A2:560:U:H2'	1:A2:561:G:H8	1.83	0.44
80:A6:1218:G:O6	80:A6:1444:A:H2'	2.17	0.44
20:CS:88:ARG:HG2	20:CS:88:ARG:O	2.18	0.44
16:AO:132:ARG:HH11	16:AO:132:ARG:HG3	1.81	0.44
18:CQ:54:LEU:HD13	18:CQ:54:LEU:HA	1.73	0.44
36:A5:1510:G:O5'	36:A5:1510:G:H8	2.00	0.44
51:BN:104:GLU:O	51:BN:108:ARG:HG3	2.18	0.44
80:A6:359:A:C2	25:CX:38:PHE:HB3	2.52	0.44
36:A5:622:A:H2'	36:A5:623:U:O4'	2.17	0.44
36:A1:3181:C:H2'	36:A1:3182:G:O4'	2.18	0.44
11:CJ:41:GLU:OE2	11:CJ:126:ARG:NH2	2.39	0.44
80:A6:448:C:OP1	6:CE:29:PRO:HD3	2.17	0.44
3:AB:97:LEU:HD22	3:AB:97:LEU:HA	1.65	0.44
47:BI:187:ALA:C	86:BI:304:OHX:N5	2.71	0.44

Continued on next page...

Continued from previous page...

Atom-1	Atom-2	Interatomic distance (Å)	Clash overlap (Å)
36:A5:1764:U:H3'	36:A5:1765:U:C5'	2.47	0.44
45:BG:75:ILE:O	45:BG:77:GLN:N	2.42	0.44
8:AG:67:VAL:HG23	8:AG:100:ALA:H	1.83	0.44
53:BP:89:LYS:HA	53:BP:92:GLN:HG2	2.00	0.44
36:A5:1014:U:H2'	36:A5:1015:U:H5''	2.00	0.44
40:BB:153:LYS:HE2	40:BB:154:TYR:OH	2.18	0.44
52:DO:10[B]:ASP:HB2	52:DO:117[B]:ARG:HG3	1.97	0.44
36:A1:2563:G:H5''	45:BG:27:THR:CG2	2.44	0.44
50:BM:13:ARG:HG3	56:BS:172:TYR:O	2.18	0.44
80:A6:1537:C:C4	86:A6:2016:OHX:N6	2.85	0.44
86:A1:3491:OHX:N1	86:A1:3671:OHX:N4	2.65	0.44
16:CO:17:ALA:N	16:CO:80:HIS:O	2.38	0.44
1:A2:729:G:H2'	1:A2:729:G:N3	2.33	0.44
3:CB:181:LEU:HD23	3:CB:181:LEU:HA	1.84	0.44
1:A2:823:G:O2'	1:A2:824:G:OP1	2.36	0.44
80:A6:1715:G:N3	80:A6:1715:G:H2'	2.33	0.44
2:AA:120:LEU:HD12	2:AA:121:VAL:H	1.81	0.44
36:A5:1942:U:H2'	36:A5:1943:C:O4'	2.18	0.44
36:A1:3364:C:H2'	36:A1:3365:U:C6	2.52	0.44
59:DV:120:LYS:H	59:DV:137:VAL:CG2	2.30	0.44
24:AW:24:GLN:HA	24:AW:63:VAL:O	2.18	0.44
36:A5:1753:G:H2'	36:A5:1754:G:O5'	2.17	0.44
7:CF:33:VAL:HG13	7:CF:37:GLN:OE1	2.17	0.44
1:A2:95:G:HO2'	1:A2:460:A:HO2'	1.60	0.44
4:CC:229:LEU:HD23	23:CV:23:ILE:HD11	1.98	0.44
2:CA:82:GLY:O	2:CA:86:VAL:HG13	2.18	0.44
3:CB:135:LEU:HD21	3:CB:217:LEU:HD12	1.98	0.44
6:AE:95:THR:HG22	26:AY:16:PRO:HG2	2.00	0.44
36:A1:2890:A:O2'	36:A1:2933:A:N3	2.41	0.44
36:A5:90:C:C2'	36:A5:91:G:H5'	2.47	0.44
80:A6:872:G:H2'	80:A6:873:U:O4'	2.17	0.44
80:A6:638:U:OP2	24:CW:32:LYS:HD3	2.17	0.44
8:CG:77:LEU:HD12	8:CG:95:LYS:HB2	1.99	0.44
36:A5:2395:G:H5''	40:DB:255:TRP:CD1	2.51	0.44
1:A2:296:U:H2'	1:A2:297:U:C6	2.52	0.44
36:A1:1593:A:O4'	45:BG:60:ARG:HD3	54.73	0.44
36:A5:183:G:C8	36:A5:183:G:H3'	2.52	0.44
54:BQ:150:VAL:HA	54:BQ:153:PHE:CD1	2.52	0.44
7:CF:203:LYS:HA	7:CF:203:LYS:HE2	2.00	0.44
3:CB:195:LYS:HE2	3:CB:195:LYS:HB2	1.86	0.44
36:A5:1443:G:N7	86:A5:3524:OHX:N2	2.66	0.44

Continued on next page...

Continued from previous page...

Atom-1	Atom-2	Interatomic distance (Å)	Clash overlap (Å)
5:AD:137:VAL:HG22	5:AD:151:LYS:HG3	1.99	0.44
24:CW:36:LYS:O	24:CW:40:VAL:HG23	2.17	0.44
7:CF:31:GLU:HG3	7:CF:32:GLU:H	1.81	0.44
36:A1:1733:G:P	86:A1:3811:OHX:N2	2.90	0.44
86:A6:1933:OHX:N2	86:A6:2068:OHX:N6	2.66	0.44
11:CJ:34:PHE:HB2	11:CJ:36:LEU:HD12	1.99	0.44
11:CJ:36:LEU:HD23	11:CJ:41:GLU:HB3	2.00	0.44
86:A1:3538:OHX:N6	86:A3:208:OHX:N3	2.66	0.44
80:A6:830:U:H2'	80:A6:831:U:H5'	2.00	0.44
7:AF:25:LEU:HD22	7:AF:25:LEU:H	1.82	0.44
2:AA:163:ASN:C	2:AA:165:ARG:H	2.18	0.44
11:AJ:109:LEU:HD22	11:AJ:113:VAL:HG23	1.98	0.44
1:A2:501:U:H2'	1:A2:502:U:C5	2.53	0.44
40:DB:188:ILE:HA	40:DB:191:LYS:HD2	1.98	0.44
86:A6:2057:OHX:N2	86:A6:2098:OHX:N4	2.65	0.44
40:DB:56:ILE:HA	40:DB:56:ILE:HD12	1.78	0.44
5:AD:34:TYR:CE1	22:AU:63:LEU:HD22	27.06	0.44
86:A2:1907:OHX:N2	86:A2:2086:OHX:N4	2.66	0.44
36:A5:3330:A:C8	36:A5:3330:A:C5'	3.00	0.44
36:A1:3189:G:O6	86:A1:3762:OHX:N1	2.51	0.44
36:A5:3227:A:N3	36:A5:3227:A:O4'	2.51	0.44
55:BR:106:LEU:HD12	55:BR:106:LEU:HA	1.80	0.44
36:A1:2616:C:C2'	36:A1:2617:U:H5'	2.47	0.44
23:CV:74:GLN:OE1	23:CV:83:TRP:N	2.43	0.44
36:A5:1864:A:H2'	36:A5:1865:A:C8	2.53	0.44
1:A2:416:A:H4'	1:A2:417:A:OP2	2.18	0.44
6:CE:11:ARG:HB2	6:CE:27:TYR:C	2.38	0.44
47:BI:193:ASP:OD1	47:BI:198:LYS:HE3	2.18	0.44
36:A1:386:A:H8	36:A1:386:A:O5'	2.00	0.44
36:A5:625:G:H2'	36:A5:626:U:O4'	2.18	0.44
15:AN:34:ILE:HD11	15:AN:67:THR:HG21	2.00	0.44
52:BO:73[A]:PHE:HB3	52:BO:78[A]:ARG:HB3	1.99	0.44
24:AW:78:ARG:CD	24:AW:126:LEU:HD23	2.47	0.44
21:AT:14:PHE:CZ	21:AT:132:LEU:HD23	2.50	0.44
1:A2:1225:U:O2	1:A2:1230:A:H4'	2.16	0.44
3:CB:113:MET:HE2	3:CB:142:PHE:CE2	2.53	0.44
14:AM:57:ALA:HB3	14:AM:85:LYS:HZ1	1.83	0.44
19:AR:106:THR:O	19:AR:110:VAL:HG23	2.17	0.44
14:CM:81:ASP:O	14:CM:83:GLU:N	2.51	0.44
37:A7:100:C:OP2	56:DS:52:LYS:NZ	2.37	0.44
51:DN:56:LYS:NZ	51:DN:145:ASP:OD2	2.50	0.44

Continued on next page...

Continued from previous page...

Atom-1	Atom-2	Interatomic distance (Å)	Clash overlap (Å)
36:A5:1204:A:H2'	36:A5:1205:A:H5'	1.98	0.44
10:CI:194:ARG:HB3	10:CI:195:ARG:NH1	2.33	0.44
1:A2:233:C:O2'	1:A2:234:G:P	2.76	0.44
4:AC:84:LYS:HA	4:AC:85:PRO:HD3	1.79	0.44
20:AS:49:LYS:NZ	20:AS:79:TYR:O	2.51	0.44
44:BF:222:HIS:ND1	44:BF:224:ILE:HG13	2.33	0.44
61:DX:58:ASP:O	61:DX:62:VAL:HG23	2.18	0.44
7:CF:133:VAL:HG22	7:CF:198:LEU:HD13	1.99	0.44
36:A5:2977:G:OP1	86:A5:3674:OHX:N4	2.51	0.44
1:A2:1238:A:OP2	86:A2:1925:OHX:N2	2.50	0.44
50:BM:39:ILE:HB	50:BM:43:LYS:HB3	2.00	0.44
36:A5:261:U:H2'	36:A5:262:U:C6	2.53	0.44
53:DP:94:LEU:HD12	53:DP:94:LEU:HA	1.71	0.44
13:AL:91:LEU:HA	13:AL:91:LEU:HD23	1.79	0.44
53:BP:48:LEU:HA	53:BP:48:LEU:HD23	1.60	0.44
7:CF:45:LYS:HA	7:CF:45:LYS:HD3	1.68	0.44
21:AT:33:TYR:HD1	21:AT:33:TYR:C	2.21	0.44
36:A5:1912:U:N3	36:A5:2122:G:OP2	2.46	0.44
36:A5:278:U:H6	36:A5:278:U:O5'	2.00	0.44
36:A1:1100:U:OP2	44:BF:196:LYS:HE3	2.18	0.44
44:BF:43:ILE:O	44:BF:46:GLU:HG2	2.17	0.44
36:A1:972:A:OP1	54:BQ:12:ARG:NH2	2.50	0.44
36:A1:1831:U:O2'	38:A4:114:G:OP1	2.25	0.44
48:DJ:132:ASN:HD22	48:DJ:132:ASN:H	1.65	0.44
36:A5:2836:C:O4'	36:A5:2836:C:O2	2.33	0.44
46:DH:161:LEU:O	46:DH:164:ILE:HG22	2.18	0.44
47:BI:219:ALA:HA	86:BI:303:OHX:N4	2.33	0.44
80:A6:1478:G:H8	80:A6:1478:G:H5''	1.83	0.44
36:A5:1758:G:H5''	36:A5:1759:C:OP2	2.18	0.44
36:A5:2437:G:H2'	36:A5:2438:A:O4'	2.18	0.44
36:A1:979:U:O2'	36:A1:980:A:OP2	2.33	0.44
36:A5:248:U:C3'	36:A5:249:U:H5'	2.48	0.44
47:BI:140:THR:HB	47:BI:141:LYS:H	1.55	0.44
86:A5:3521:OHX:N4	86:A5:3768:OHX:N2	2.66	0.44
86:A1:3495:OHX:N2	86:A1:3584:OHX:N5	2.65	0.44
36:A5:342:A:C2	36:A5:368:G:C8	3.06	0.44
52:BO:16[A]:VAL:HG23	52:BO:42[A]:ASN:O	2.18	0.44
1:A2:1683:C:HO2'	1:A2:1684:U:P	2.38	0.44
13:AL:78:THR:HG22	13:AL:84:ILE:CG2	2.46	0.44
36:A5:1081:U:O2'	36:A5:1082:U:O5'	2.29	0.44
26:CY:121:THR:HG22	26:CY:123:LYS:N	2.32	0.44

Continued on next page...

Continued from previous page...

Atom-1	Atom-2	Interatomic distance (Å)	Clash overlap (Å)
36:A1:12:A:H2'	36:A1:13:A:H5''	2.00	0.44
36:A1:2939:G:OP2	40:BB:3:HIS:HD2	2.00	0.44
36:A1:1913:A:N3	36:A1:2120:A:H2'	2.33	0.44
1:A2:1253:U:H2'	1:A2:1254:U:H6	1.82	0.44
56:BS:12:ARG:HG2	56:BS:59:VAL:HG23	2.00	0.44
36:A5:237:G:C2	36:A5:238:A:C8	3.06	0.44
63:BZ:10:VAL:HG23	63:BZ:86:THR:HA	2.00	0.44
17:CP:10:ARG:HA	48:DJ:88:GLU:HB3	2.00	0.44
86:A1:3516:OHX:N3	86:A1:3718:OHX:N4	2.65	0.44
3:CB:36:SER:HB3	3:CB:231:LEU:O	2.18	0.44
86:A2:1922:OHX:N1	86:A2:1978:OHX:N3	2.66	0.44
2:AA:175:TYR:CD1	2:AA:199:PRO:HA	2.53	0.44
9:CH:132:PRO:O	9:CH:133:THR:OG1	2.31	0.44
36:A1:259:C:H2'	36:A1:260:C:H6	1.83	0.44
36:A5:3243:A:OP1	52:DO:159[B]:LYS:NZ	2.51	0.44
7:CF:37:GLN:CG	18:CQ:53:LEU:HD13	2.48	0.44
42:BD:52:VAL:O	42:BD:62:CYS:HA	2.17	0.44
58:BU:89:LEU:O	58:BU:93:ILE:HG13	2.18	0.44
36:A5:48:A:O4'	36:A5:50:U:C6	2.71	0.44
51:BN:53:TYR:HB2	51:BN:133:ILE:HD13	1.99	0.44
2:CA:90:ALA:HB2	2:CA:97:PRO:HB3	2.00	0.44
46:BH:41:ILE:HG23	46:BH:43:VAL:HG13	2.00	0.44
36:A1:2101:C:P	55:BR:71:ARG:HH12	2.40	0.44
86:A1:3520:OHX:N1	86:A1:3717:OHX:N4	2.66	0.44
36:A1:2747:A:H5'	42:BD:175:HIS:HA	2.00	0.44
42:DD:125:VAL:HG12	42:DD:125:VAL:O	2.17	0.44
1:A2:413:U:H2'	1:A2:414:C:C6	2.52	0.44
45:DG:153:ILE:HD13	45:DG:166:LEU:HB3	2.00	0.44
80:A6:1118:G:N7	86:A6:2040:OHX:N2	2.65	0.44
59:BV:83:LYS:HE2	59:BV:84:SER:H	1.82	0.44
8:AG:73:ILE:HD12	8:AG:75:LEU:HD21	1.98	0.44
59:DV:84:SER:HA	59:DV:94:TYR:HB3	2.00	0.44
58:BU:29:ASP:OD1	58:BU:31:ALA:HB3	2.17	0.44
13:CL:59:PRO:HA	13:CL:64:VAL:HG23	1.99	0.44
36:A1:3183:A:OP1	52:BO:161[A]:LYS:NZ	2.50	0.44
80:A6:705:U:O2'	80:A6:706:A:H8	2.01	0.44
36:A1:761:A:N1	36:A1:771:A:H1'	2.33	0.44
36:A1:2801:A:O2'	36:A1:2802:A:H2'	2.18	0.44
86:A1:3601:OHX:N6	86:A1:3725:OHX:N3	2.66	0.44
18:CQ:131:GLY:HA3	18:CQ:136:SER:O	2.17	0.44
18:CQ:57:LEU:H	18:CQ:57:LEU:HD12	1.81	0.44

Continued on next page...

Continued from previous page...

Atom-1	Atom-2	Interatomic distance (Å)	Clash overlap (Å)
1:A2:1504:G:OP1	21:AT:97:SER:HB2	2.18	0.44
1:A2:1617:U:H2'	1:A2:1618:C:C6	2.52	0.44
36:A5:1541:G:C2'	36:A5:1542:G:O5'	2.63	0.44
36:A5:1543:G:O6	86:A5:3740:OHX:N1	2.51	0.44
8:AG:63:MET:HA	8:AG:98:ARG:O	2.18	0.44
1:A2:1196:A:H3'	1:A2:1196:A:OP1	2.17	0.44
36:A1:391:A:OP2	86:A1:3706:OHX:N2	2.51	0.44
36:A1:3242:G:H5'	36:A1:3245:A:N3	2.33	0.44
36:A1:3355:U:H3'	36:A1:3356:G:H5''	2.00	0.44
3:AB:77:GLU:C	3:AB:79:HIS:H	2.21	0.44
36:A1:1347:U:O4'	41:BC:305:ALA:HA	2.18	0.44
3:CB:48:VAL:HG22	3:CB:64:ARG:NH2	2.33	0.44
36:A5:2163:C:H4'	39:DA:8:GLN:HA	2.00	0.44
36:A1:112:U:O2'	36:A1:113:C:P	2.76	0.44
36:A5:3287:U:H2'	36:A5:3288:G:H5'	2.00	0.44
39:BA:204:MET:CE	39:BA:209:HIS:HB2	2.48	0.44
48:BJ:80:LEU:HD22	48:BJ:84:LEU:HD12	2.00	0.44
22:CU:102:ARG:O	22:CU:106:ILE:HG22	2.18	0.44
40:BB:160:VAL:HG12	40:BB:162:VAL:HG12	1.98	0.44
36:A5:3195:U:C1'	36:A5:3196:U:OP1	2.65	0.44
36:A1:1081:U:H5''	36:A1:1081:U:C6	2.52	0.44
86:A6:2005:OHX:N3	86:CL:201:OHX:N6	2.65	0.44
63:DZ:46:ILE:HD13	63:DZ:49:TYR:N	2.32	0.44
80:A6:820:U:H6	80:A6:820:U:H2'	1.36	0.44
57:BT:51:GLY:HA3	57:BT:92:ARG:HG3	1.99	0.44
16:AO:30:VAL:HG13	16:AO:39:ILE:O	2.18	0.44
56:BS:148:LEU:C	56:BS:149:LYS:HG2	2.38	0.44
7:CF:29:ILE:HA	7:CF:30:PRO:HD3	1.79	0.44
45:BG:128:LYS:HA	45:BG:129:PRO:HD3	1.90	0.44
14:CM:55:GLY:HA2	14:CM:85:LYS:HD3	2.00	0.44
80:A6:1649:G:H2'	80:A6:1650:U:C6	2.53	0.44
86:A1:3614:OHX:N5	86:A1:3665:OHX:N2	2.66	0.44
41:DC:141:ARG:NH1	41:DC:180:LYS:HD3	2.33	0.44
52:BO:88[B]:VAL:O	52:BO:90[B]:HIS:N	2.51	0.44
2:AA:124:THR:HG22	2:AA:174:TRP:HZ2	1.81	0.44
2:CA:177:LEU:O	2:CA:181:VAL:HG22	2.18	0.44
2:CA:178:ALA:HA	2:CA:181:VAL:HG22	2.00	0.44
36:A1:437:G:H2'	36:A1:438:A:O4'	2.17	0.44
13:CL:67:ARG:O	13:CL:67:ARG:HG2	2.18	0.44
56:BS:1:MET:HE2	56:BS:1:MET:HB3	1.79	0.44
1:A2:443:C:H2'	1:A2:444:C:O4'	2.18	0.44

Continued on next page...

Continued from previous page...

Atom-1	Atom-2	Interatomic distance (Å)	Clash overlap (Å)
40:BB:216:ASP:CG	40:BB:278:ILE:HG22	2.38	0.44
86:A2:2021:OHX:N5	86:A2:2066:OHX:N1	2.66	0.44
36:A5:2319:U:O4	86:A5:3510:OHX:N2	2.51	0.44
62:DY:103:LYS:HA	62:DY:103:LYS:HD3	1.45	0.44
4:AC:104:VAL:HG22	4:AC:132:ALA:HB1	2.00	0.44
80:A6:156:A:H2'	80:A6:157:A:O4'	2.18	0.44
18:CQ:78:VAL:O	18:CQ:81:ILE:HG12	2.18	0.44
1:A2:856:A:H62	9:AH:97:ARG:H	1.66	0.44
44:DF:140:SER:O	44:DF:144:ILE:HG13	2.18	0.44
49:DL:46:ILE:HD13	49:DL:46:ILE:HA	1.45	0.44
12:AK:46:LEU:HD13	12:AK:46:LEU:HA	1.66	0.44
3:CB:55:LYS:HD3	3:CB:55:LYS:HA	1.33	0.44
16:CO:20:TYR:HB3	16:CO:27:PHE:HB2	1.99	0.44
36:A1:123:A:C6	36:A1:150:A:C5	3.05	0.44
1:A2:839:U:O4	1:A2:840:U:C4	2.71	0.44
16:AO:84:ARG:HA	16:AO:119:THR:HG22	2.00	0.44
80:A6:1508:U:H2'	80:A6:1509:C:C6	2.53	0.44
36:A1:1835:A:O5'	36:A1:1836:C:OP2	2.35	0.44
1:A2:1166:A:H2'	1:A2:1167:G:O4'	2.17	0.44
55:BR:23:TRP:O	55:BR:50:ILE:HA	2.18	0.44
52:DO:8[B]:VAL:HG12	52:DO:117[B]:ARG:HB3	1.99	0.44
46:BH:92:TYR:N	46:BH:92:TYR:CD1	2.85	0.44
36:A1:186:U:OP1	62:BY:122:LYS:HE2	2.18	0.44
1:A2:72:A:O2'	1:A2:73:U:H5''	2.18	0.44
52:BO:23[A]:VAL:HG11	52:BO:84[A]:LEU:HD11	1.99	0.44
86:A5:3538:OHX:N6	86:A5:3759:OHX:N5	2.66	0.44
80:A6:1429:G:H2'	80:A6:1430:U:H6	1.82	0.44
36:A5:2957:G:H5'	36:A5:2957:G:C8	2.45	0.44
36:A1:715:A:C4'	36:A1:716:A:OP1	2.65	0.44
80:A6:1533:C:H4'	80:A6:1539:G:C6	2.52	0.44
1:A2:417:A:H4'	1:A2:418:G:O5'	2.17	0.44
80:A6:444:C:OP2	26:CY:105:ARG:HG3	2.18	0.44
27:AZ:54:VAL:HG13	27:AZ:57:TYR:HD1	1.81	0.44
11:AJ:31:ALA:HA	11:AJ:36:LEU:HD12	2.00	0.44
6:CE:160:VAL:HG12	6:CE:162:ILE:HD12	2.00	0.44
63:DZ:36:HIS:N	63:DZ:37:PRO:HD3	2.33	0.44
40:BB:92:TYR:CE2	40:BB:101:SER:HB3	2.53	0.44
42:BD:208:MET:HG3	42:BD:223:PHE:CE2	2.52	0.44
42:BD:253:PHE:CE1	42:BD:255:PRO:HD3	2.53	0.44
4:AC:165:VAL:HA	4:AC:201:ASN:O	2.17	0.44
16:CO:107:ARG:NH2	16:CO:107:ARG:HB2	2.33	0.44

Continued on next page...

Continued from previous page...

Atom-1	Atom-2	Interatomic distance (Å)	Clash overlap (Å)
1:A2:1149:G:H5''	1:A2:1150:G:OP1	2.18	0.44
86:A5:3494:OHX:N3	86:A5:3822:OHX:N6	2.66	0.44
3:CB:209:ASN:O	3:CB:210:ILE:HG13	2.18	0.44
52:DO:127[B]:LEU:HD11	56:DS:168:PRO:HG3	2.00	0.44
86:A1:3598:OHX:N6	86:A1:3722:OHX:N3	2.66	0.44
36:A5:678:G:O6	86:A5:3530:OHX:N5	2.51	0.44
36:A5:1677:G:OP1	58:DU:100:THR:HA	2.17	0.44
62:BY:89:LYS:HB3	62:BY:90:VAL:H	1.65	0.44
80:A6:711:U:H3'	80:A6:712:G:H8	1.83	0.44
3:CB:33:LYS:HB3	3:CB:232:HIS:CE1	2.53	0.44
40:BB:303:LYS:HD2	40:BB:361:THR:HG21	2.00	0.44
2:CA:57:LEU:HD21	2:CA:177:LEU:HG	2.00	0.44
36:A5:1151:U:H3'	36:A5:1152:G:C8	2.53	0.44
36:A5:183:G:H2'	36:A5:184:U:O4'	2.17	0.44
36:A5:2140:U:O2'	36:A5:2978:U:H5'	2.18	0.44
7:CF:36:ALA:HB1	7:CF:42:LEU:HD12	1.99	0.44
46:BH:189:GLU:C	46:BH:191:LEU:H	2.21	0.44
38:A8:47:C:H1'	38:A8:61:A:H2'	2.00	0.44
52:BO:138[B]:LEU:HA	52:BO:138[B]:LEU:HD12	1.70	0.44
26:CY:6:THR:O	26:CY:8:ARG:HG3	2.18	0.44
17:AP:34:VAL:HG21	17:AP:45:PHE:HB2	1.99	0.44
86:A1:3513:OHX:N1	38:A4:31:G:OP2	2.51	0.44
36:A5:2585:G:N3	36:A5:2585:G:H2'	2.33	0.44
2:AA:48:ILE:HG21	2:AA:161:PRO:HB2	1.98	0.44
1:A2:1393:C:H2'	1:A2:1394:G:O4'	2.18	0.44
86:A1:3442:OHX:N3	86:A1:3753:OHX:N6	2.66	0.44
36:A5:1661:G:H2'	36:A5:1662:G:C8	2.53	0.44
36:A1:1336:U:H2'	36:A1:1337:A:C8	2.53	0.44
80:A6:1140:G:OP2	86:A6:1928:OHX:N1	2.50	0.44
36:A1:129:U:C5	86:A1:3798:OHX:N5	2.86	0.43
9:CH:62:VAL:HG13	9:CH:63:PRO:HD2	2.00	0.43
52:BO:74[B]:ARG:O	52:BO:142[B]:SER:OG	2.22	0.43
36:A1:552:G:H5''	36:A1:553:U:OP2	2.18	0.43
19:AR:23:LYS:HB3	19:AR:34:LEU:HD11	1.99	0.43
47:DI:171:TRP:O	47:DI:174:THR:CG2	2.66	0.43
36:A5:1817:G:O2'	36:A5:1818:U:P	2.76	0.43
86:A5:3568:OHX:N3	86:A5:3623:OHX:N5	2.66	0.43
86:A5:3567:OHX:N4	86:A5:3699:OHX:N6	2.66	0.43
21:AT:64:HIS:CE1	21:AT:68:ARG:CZ	3.01	0.43
27:CZ:82:HIS:O	27:CZ:85:LYS:N	2.43	0.43
39:BA:209:HIS:CD2	39:BA:211:HIS:HB2	2.53	0.43

Continued on next page...

Continued from previous page...

Atom-1	Atom-2	Interatomic distance (Å)	Clash overlap (Å)
36:A5:914:A:C2	39:DA:204:MET:HG2	2.52	0.43
52:BO:64[A]:PHE:CE1	52:BO:68[A]:ARG:HD3	2.54	0.43
51:DN:10:LEU:HD23	51:DN:10:LEU:HA	1.72	0.43
1:A2:47:A:N1	1:A2:386:G:H1'	2.32	0.43
17:CP:112:LEU:HA	17:CP:112:LEU:HD23	1.80	0.43
18:CQ:83:GLN:HG3	18:CQ:115:THR:HG22	2.00	0.43
48:BJ:47:GLN:OE1	48:BJ:64:LYS:HE2	2.18	0.43
25:CX:130:VAL:O	25:CX:131:SER:CB	2.63	0.43
36:A1:3065:G:H2'	36:A1:3066:U:O4'	2.18	0.43
36:A5:3276:G:H4'	36:A5:3277:U:OP1	2.17	0.43
41:BC:162:THR:O	41:BC:166:VAL:HG23	2.18	0.43
9:CH:117:THR:HG22	9:CH:120:ALA:HB2	2.00	0.43
63:DZ:53:VAL:HA	63:DZ:57:HIS:CD2	2.54	0.43
36:A5:607:A:OP1	43:DE:26:ARG:NH2	2.51	0.43
40:BB:92:TYR:CE1	40:BB:159:ARG:HD2	2.53	0.43
3:AB:183:GLN:O	3:AB:187:LYS:HG3	2.17	0.43
36:A5:1715:A:H4'	36:A5:1716:U:OP1	2.18	0.43
36:A1:1826:C:H2'	36:A1:1827:C:C6	2.52	0.43
36:A5:2965:U:O2	39:DA:221:LYS:NZ	2.51	0.43
36:A5:507:U:H2'	36:A5:508:U:C6	2.53	0.43
62:BY:74:TYR:CD1	62:BY:77:LYS:HG3	2.53	0.43
14:CM:135:MET:O	14:CM:138:GLU:N	2.50	0.43
39:DA:30:ARG:NH2	39:DA:33:ASP:OD2	2.51	0.43
63:BZ:101:PHE:HA	63:BZ:107:ARG:HE	1.83	0.43
80:A6:164:A:O2'	80:A6:165:G:H5'	2.17	0.43
86:A1:3601:OHX:N2	86:A1:3725:OHX:N1	2.66	0.43
36:A1:1336:U:H2'	36:A1:1337:A:H8	1.81	0.43
36:A5:1722:U:O4'	55:DR:96:ILE:HG12	2.18	0.43
18:AQ:6:SER:HA	18:AQ:23:LYS:HA	2.00	0.43
36:A5:2729:U:H4'	54:DQ:157:PRO:CB	2.48	0.43
36:A1:2567:C:H2'	36:A1:2568:C:H5'	1.99	0.43
36:A5:1128:U:H2'	36:A5:1129:A:O4'	2.18	0.43
5:CD:123:VAL:O	5:CD:127:MET:HB2	2.18	0.43
49:DL:27:ASP:CG	49:DL:31:LYS:HD2	2.38	0.43
53:BP:33:ALA:HB1	53:BP:117:ILE:HG12	2.00	0.43
42:DD:214:ASP:O	42:DD:215:ASP:HB2	2.18	0.43
36:A5:2358:A:H2'	36:A5:2359:C:O4'	2.17	0.43
26:CY:67:GLY:O	26:CY:68:LYS:HB2	2.18	0.43
1:A2:445:A:N1	1:A2:462:G:O2'	2.46	0.43
26:CY:55:VAL:HG12	26:CY:75:VAL:HG22	2.00	0.43
36:A5:1807:G:C6	36:A5:1808:G:N1	2.85	0.43

Continued on next page...

Continued from previous page...

Atom-1	Atom-2	Interatomic distance (Å)	Clash overlap (Å)
39:BA:206:PRO:HD3	39:BA:213:GLY:HA3	2.00	0.43
15:CN:18:TYR:O	15:CN:19:SER:HB2	2.18	0.43
36:A5:1003:A:H1'	42:DD:15:ARG:CZ	2.47	0.43
36:A1:1501:U:H6	36:A1:1501:U:O5'	2.01	0.43
54:DQ:138:LEU:HD23	54:DQ:138:LEU:HA	1.74	0.43
15:CN:102:LEU:HA	15:CN:102:LEU:HD23	1.76	0.43
36:A1:1329:U:O2'	36:A1:1330:A:C5'	2.66	0.43
40:DB:106:TRP:CH2	40:DB:161:LEU:HD13	2.52	0.43
43:DE:175:LYS:HD2	50:DM:111:ALA:HA	2.00	0.43
36:A5:2878:G:OP1	40:DB:5:LYS:HE3	2.18	0.43
50:DM:14:LEU:HA	50:DM:14:LEU:HD23	1.82	0.43
38:A4:143:U:H2'	38:A4:144:G:O4'	2.17	0.43
44:BF:60:ARG:NH1	53:BP:169:THR:HG23	70.85	0.43
36:A5:1553:U:H1'	36:A5:1554:U:H5	1.84	0.43
80:A6:658:C:N4	80:A6:674:C:C2	2.85	0.43
36:A5:172:G:O6	86:A5:3812:OHX:N4	2.51	0.43
10:CI:36:THR:HG23	10:CI:96:LEU:O	2.17	0.43
36:A1:250:U:H3'	36:A1:251:G:C5'	2.48	0.43
52:DO:108[B]:ILE:HA	52:DO:109[B]:PRO:HD2	1.84	0.43
36:A1:3281:U:H2'	36:A1:3282:U:C6	2.53	0.43
80:A6:1679:G:O2'	80:A6:1680:G:H5'	2.18	0.43
36:A5:911:C:O2	36:A5:917:A:N1	2.51	0.43
3:AB:105:PHE:CE2	3:AB:213:ARG:HA	2.53	0.43
40:BB:332:ARG:HG2	40:BB:332:ARG:NH1	2.26	0.43
2:AA:11:PRO:O	2:AA:15:GLN:HG3	2.18	0.43
86:A1:3512:OHX:N5	86:A1:3693:OHX:N6	2.66	0.43
51:DN:73:ARG:HB2	51:DN:92:LEU:HD23	2.00	0.43
5:AD:70:THR:OG1	5:AD:71:LEU:N	2.51	0.43
16:AO:29:HIS:CB	16:AO:41:ARG:HA	2.48	0.43
38:A8:78:G:C6	86:A8:218:OHX:N3	2.87	0.43
40:BB:188:ILE:HD12	40:BB:188:ILE:H	1.84	0.43
36:A5:3330:A:C5'	36:A5:3330:A:H8	2.29	0.43
36:A5:1249:G:H2'	36:A5:1250:G:H8	1.83	0.43
2:CA:54:TRP:O	2:CA:58:VAL:HG23	2.18	0.43
1:A2:1536:G:C6	1:A2:1538:U:H1'	2.53	0.43
14:CM:62:LEU:CG	14:CM:63:VAL:H	2.31	0.43
36:A1:1081:U:H5"	36:A1:1081:U:H6	1.82	0.43
42:DD:257:GLU:O	42:DD:258:LYS:HD3	2.18	0.43
36:A1:431:U:O4	86:A1:3544:OHX:N2	2.50	0.43
47:BI:54:SER:HB3	47:BI:130:ASP:O	2.17	0.43
47:BI:99:ILE:HG22	47:BI:123:HIS:HB2	2.00	0.43

Continued on next page...

Continued from previous page...

Atom-1	Atom-2	Interatomic distance (Å)	Clash overlap (Å)
86:A1:3457:OHX:N2	86:A1:3792:OHX:N1	2.66	0.43
7:AF:198:LEU:HA	7:AF:198:LEU:HD23	1.69	0.43
12:AK:29:GLN:O	12:AK:30:ALA:HB3	2.18	0.43
36:A1:1878:G:C3'	36:A1:1879:A:H5'	2.48	0.43
36:A5:1802:C:H2'	36:A5:1803:C:C6	2.53	0.43
1:A2:154:G:OP1	8:AG:2:LYS:NZ	2.50	0.43
6:AE:147:ILE:HD13	6:AE:169:ILE:HG13	2.00	0.43
10:CI:4:SER:HB2	10:CI:24:LYS:HD3	2.00	0.43
9:CH:143:LEU:HB2	9:CH:147:ASN:O	2.18	0.43
36:A5:1783:U:H2'	36:A5:1784:G:C8	2.53	0.43
20:AS:56:LYS:HD3	20:AS:60:GLU:HG3	2.00	0.43
22:AU:31:VAL:O	22:AU:35:GLU:HB2	2.18	0.43
44:BF:136:TYR:CZ	44:BF:231:ASN:HB2	2.54	0.43
36:A5:339:C:OP1	36:A5:1380:G:O2'	2.30	0.43
41:BC:290:ILE:HG23	54:BQ:35:PHE:CE2	2.53	0.43
15:AN:26:PHE:HE1	15:AN:59:GLY:O	2.01	0.43
14:AM:129:GLU:HA	14:AM:133:LEU:HD22	2.00	0.43
18:CQ:43:ILE:HD13	18:CQ:43:ILE:H	1.83	0.43
60:BW:4:GLU:HG2	60:BW:30:ARG:CD	2.47	0.43
1:A2:1586:A:H2'	1:A2:1587:A:C8	2.54	0.43
36:A1:1222:G:N2	36:A1:1285:G:O2'	2.51	0.43
36:A5:3362:A:C2	36:A5:3363:U:C2	3.06	0.43
18:AQ:47:LYS:NZ	18:AQ:114:ARG:HG2	2.33	0.43
11:AJ:129:ILE:HG12	11:AJ:134:ILE:HD12	2.00	0.43
36:A5:1024:G:H5''	36:A5:1025:A:OP2	2.17	0.43
36:A1:562:C:H2'	36:A1:563:U:C6	2.54	0.43
36:A5:169:U:H4'	36:A5:170:G:OP1	2.16	0.43
36:A1:2707:C:H2'	36:A1:2708:C:H6	1.83	0.43
86:A1:3496:OHX:N2	86:A1:3805:OHX:N6	2.66	0.43
50:BM:55:ARG:NH2	50:BM:77:ARG:HA	2.32	0.43
36:A1:2404:A:N3	36:A1:2404:A:H2'	2.33	0.43
1:A2:960:U:H2'	1:A2:961:U:C6	2.52	0.43
36:A1:3279:A:H2'	36:A1:3280:U:H5'	2.01	0.43
86:A5:3568:OHX:N4	86:A5:3623:OHX:N1	2.65	0.43
11:AJ:170:GLY:HA2	11:AJ:171:ARG:HH11	1.83	0.43
36:A5:29:C:H4'	36:A5:62:A:H4'	2.00	0.43
36:A5:2406:C:H2'	36:A5:2407:C:C6	2.53	0.43
2:AA:200:ASP:HA	2:AA:203:PHE:CE1	2.54	0.43
21:AT:86:ARG:HH11	21:AT:86:ARG:CG	2.29	0.43
36:A1:1845:G:C8	36:A1:1845:G:H5'	2.53	0.43
80:A6:812:A:OP1	80:A6:814:A:H8	2.00	0.43

Continued on next page...

Continued from previous page...

Atom-1	Atom-2	Interatomic distance (Å)	Clash overlap (Å)
86:A1:3467:OHX:N5	86:BA:301:OHX:N6	2.66	0.43
80:A6:1584:G:N7	18:CQ:14:LYS:HE2	2.33	0.43
46:BH:20:ILE:HD12	46:BH:45:PHE:CD1	2.54	0.43
1:A2:712:G:C8	1:A2:712:G:H3'	2.53	0.43
36:A1:718:G:O6	36:A1:751:A:H1'	2.18	0.43
86:A5:3581:OHX:N5	86:A5:3815:OHX:N2	2.66	0.43
9:CH:117:THR:HG22	9:CH:120:ALA:H	1.83	0.43
57:DT:17:ARG:HH11	57:DT:17:ARG:CG	2.31	0.43
61:DX:105:VAL:HG13	61:DX:130:TYR:CD2	2.53	0.43
1:A2:268:C:N4	8:AG:186:ARG:HD3	2.33	0.43
56:DS:171:PHE:O	56:DS:172:TYR:C	2.56	0.43
80:A6:56:U:H4'	80:A6:57:G:H5'	1.99	0.43
36:A1:848:A:O5'	36:A1:848:A:H8	2.00	0.43
2:CA:172:LEU:O	2:CA:175:TYR:HB3	2.19	0.43
54:BQ:170:ARG:O	54:BQ:171:LYS:HB3	2.19	0.43
54:BQ:176:ARG:HA	54:BQ:182:LYS:HB3	1.99	0.43
42:DD:279:LYS:HD3	42:DD:282:ARG:CZ	2.48	0.43
24:AW:82:LYS:O	24:AW:83:ILE:HG22	2.18	0.43
2:CA:30:GLN:OE1	2:CA:31:VAL:N	2.50	0.43
36:A5:790:U:H5'	41:DC:112:LYS:HD2	2.01	0.43
36:A1:1938:U:O4	86:A1:3457:OHX:N2	2.51	0.43
42:DD:68:THR:CG2	42:DD:70:THR:H	2.31	0.43
36:A1:2180:G:O6	86:A1:3567:OHX:N3	2.51	0.43
36:A1:2680:A:C2	48:BJ:24:GLY:CA	3.01	0.43
1:A2:1051:G:O2'	1:A2:1052:U:P	2.75	0.43
39:DA:217:GLN:O	39:DA:218:HIS:HB3	2.18	0.43
80:A6:838:G:C6	80:A6:839:U:C4	3.06	0.43
8:CG:148:SER:O	8:CG:151:ASP:HB2	2.18	0.43
47:BI:170:LYS:NZ	47:BI:175:ASN:O	2.52	0.43
27:AZ:56:THR:HA	27:AZ:103:ARG:HH11	1.83	0.43
19:CR:14:LYS:O	19:CR:18:GLU:HG3	2.19	0.43
36:A1:2651:G:H4'	36:A1:2652:U:OP2	2.18	0.43
39:BA:183:GLY:O	39:BA:186:PHE:HB3	2.18	0.43
55:BR:5:ARG:HB3	55:BR:6:THR:H	1.40	0.43
38:A8:121:U:O2'	38:A8:122:U:H5'	2.19	0.43
19:CR:13:SER:O	19:CR:17:ILE:HG13	2.18	0.43
36:A1:345:G:H2'	38:A4:25:G:O2'	2.18	0.43
4:AC:65:GLU:O	4:AC:68:ILE:HB	2.18	0.43
52:BO:170[A]:LYS:O	52:BO:173[A]:ALA:HB3	2.18	0.43
7:CF:108:LEU:HA	7:CF:108:LEU:HD23	1.74	0.43
12:AK:54:TYR:CD1	12:AK:54:TYR:N	2.86	0.43

Continued on next page...

Continued from previous page...

Atom-1	Atom-2	Interatomic distance (Å)	Clash overlap (Å)
80:A6:337:G:H8	80:A6:337:G:H5''	1.83	0.43
58:DU:36:TYR:O	58:DU:40:HIS:HD2	2.01	0.43
80:A6:485:A:C5	80:A6:486:G:H1'	2.53	0.43
7:AF:25:LEU:HB2	18:AQ:27:GLY:HA3	1.99	0.43
45:BG:75:ILE:O	45:BG:76:ALA:HB3	2.18	0.43
1:A2:1681:A:H1'	8:AG:66:GLY:HA2	2.00	0.43
8:AG:98:ARG:HD3	8:AG:99:GLY:O	2.17	0.43
1:A2:1600:A:HO2'	1:A2:1602:C:N4	2.16	0.43
2:AA:69:ASN:HB3	2:AA:71:GLU:OE2	2.18	0.43
17:AP:125:PRO:HG3	20:AS:129:TRP:CH2	2.53	0.43
36:A1:3316:A:C2'	36:A1:3317:U:OP2	2.66	0.43
1:A2:1165:G:C6	1:A2:1166:A:C6	3.06	0.43
1:A2:66:U:O4	8:AG:158:ILE:HG21	2.19	0.43
86:A1:3496:OHX:N1	86:A1:3805:OHX:N5	2.66	0.43
86:A1:3496:OHX:N3	86:A1:3650:OHX:N3	2.66	0.43
52:DO:108[B]:ILE:HG21	52:DO:108[B]:ILE:HD13	1.74	0.43
36:A1:112:U:H6	36:A1:112:U:H2'	1.53	0.43
1:A2:720:G:O2'	1:A2:721:U:H5'	2.18	0.43
36:A5:1456:A:H4'	36:A5:1457:U:O5'	2.17	0.43
1:A2:434:G:H5'	25:AX:78:LYS:HB3	1.99	0.43
25:CX:29:TYR:CZ	25:CX:33:LEU:HD12	2.53	0.43
36:A1:1236:G:C2	36:A1:1245:A:C8	3.06	0.43
27:AZ:40:VAL:C	27:AZ:75:LEU:HD11	2.38	0.43
49:BL:126:PHE:HA	49:BL:127:PRO:HD3	1.87	0.43
36:A1:3155:U:O2	36:A1:3155:U:H2'	2.18	0.43
20:AS:10:SER:OG	20:AS:11:PHE:N	2.52	0.43
52:DO:85[B]:ARG:HD3	52:DO:90[B]:HIS:ND1	2.33	0.43
46:DH:13:PRO:HG2	46:DH:16:VAL:CG1	2.49	0.43
1:A2:577:G:C8	1:A2:577:G:C3'	3.01	0.43
46:DH:92:TYR:CD2	46:DH:92:TYR:N	2.84	0.43
22:AU:20:ILE:N	22:AU:95:ALA:O	2.50	0.43
14:CM:62:LEU:CD1	14:CM:63:VAL:H	2.28	0.43
80:A6:720:G:H5''	80:A6:720:G:N3	2.33	0.43
42:BD:160:PHE:CD2	42:BD:179:ARG:HB3	2.54	0.43
63:DZ:135:ARG:HH21	63:DZ:135:ARG:CG	2.32	0.43
48:BJ:110:ILE:C	48:BJ:112:LEU:H	2.21	0.43
1:A2:1487:A:H2'	1:A2:1488:G:H8	1.83	0.43
46:BH:2:LYS:HA	46:BH:60:GLY:O	2.18	0.43
63:BZ:26:VAL:HG21	63:BZ:96:VAL:CG1	2.48	0.43
80:A6:1342:C:O2'	80:A6:1343:U:H5'	2.18	0.43
36:A1:3159:C:H2'	36:A1:3160:U:C6	2.53	0.43

Continued on next page...

Continued from previous page...

Atom-1	Atom-2	Interatomic distance (Å)	Clash overlap (Å)
40:DB:218:ILE:CG1	40:DB:276:THR:HG23	2.48	0.43
41:BC:84:ARG:O	41:BC:87:GLN:HG3	2.18	0.43
16:AO:122:PRO:C	16:AO:124:ASP:N	2.71	0.43
41:DC:89:ALA:O	41:DC:90:PHE:O	2.36	0.43
1:A2:1318:G:O2'	1:A2:1319:A:H5'	2.19	0.43
37:A7:106:U:H2'	37:A7:107:C:O4'	2.19	0.43
1:A2:1294:G:O2'	2:AA:108:THR:OG1	2.35	0.43
46:DH:29:GLY:HA3	46:DH:82:VAL:HG13	2.01	0.43
14:CM:66:VAL:HB	14:CM:67:THR:H	1.40	0.43
16:CO:48:VAL:HG22	16:CO:49:LYS:N	2.33	0.43
44:DF:185:ILE:O	44:DF:189:ILE:HG22	2.19	0.43
6:AE:61:VAL:HG12	6:AE:65:LEU:HD12	2.00	0.43
36:A5:3299:A:O2'	53:DP:55:GLN:NE2	2.51	0.43
39:BA:230:VAL:O	39:BA:233:GLN:HB2	2.17	0.43
45:DG:136:LEU:HA	45:DG:136:LEU:HD23	1.72	0.43
80:A6:541:A:P	80:A6:541:A:H8	2.42	0.43
36:A1:3010:U:OP2	86:A1:3763:OHX:N5	2.51	0.43
15:CN:48:SER:O	15:CN:52:VAL:HG23	2.18	0.43
1:A2:702:G:H4'	1:A2:702:G:OP1	2.17	0.43
86:A1:3463:OHX:N6	86:A1:3687:OHX:N5	2.66	0.43
38:A4:142:C:H2'	38:A4:143:U:C6	2.53	0.43
6:CE:125:LYS:HE3	6:CE:127:LYS:NZ	2.32	0.43
18:AQ:27:GLY:HA2	18:AQ:63:ILE:O	2.19	0.43
86:A6:1909:OHX:N5	86:A6:2086:OHX:N6	2.67	0.43
80:A6:332:U:P	10:CI:56:ARG:HH22	2.41	0.43
36:A5:726:G:H1'	36:A5:744:A:N6	2.33	0.43
1:A2:1497:U:OP2	86:A2:1909:OHX:N1	2.52	0.43
22:AU:58:LEU:HD12	22:AU:88:LYS:C	2.38	0.43
14:AM:125:ASN:O	14:AM:126:TRP:CD1	2.72	0.43
56:BS:155:ARG:HD3	56:BS:172:TYR:CD2	2.53	0.43
80:A6:789:A:H3'	80:A6:790:U:H6	1.83	0.43
36:A5:2877:G:OP1	86:A5:3568:OHX:N4	2.51	0.43
86:A6:2057:OHX:N5	86:A6:2098:OHX:N1	2.66	0.43
36:A1:1507:G:C8	53:BP:129:THR:CG2	3.00	0.43
52:BO:19[A]:LEU:O	52:BO:23[A]:VAL:HG23	2.19	0.43
54:DQ:158:HIS:H	54:DQ:186:VAL:CG1	2.28	0.43
41:DC:23:PRO:HD2	41:DC:26:PHE:CD2	2.54	0.43
21:AT:49:ASP:OD1	21:AT:53:TRP:N	2.48	0.43
26:CY:122:GLY:O	26:CY:124:ARG:N	2.51	0.43
2:CA:168:HIS:HB3	2:CA:203:PHE:CZ	2.54	0.43
80:A6:1688:U:O2	80:A6:1713:G:N2	2.49	0.43

Continued on next page...

Continued from previous page...

Atom-1	Atom-2	Interatomic distance (Å)	Clash overlap (Å)
53:BP:67:ILE:CG2	53:BP:80:LYS:HB3	2.48	0.43
36:A1:2617:U:C5	36:A1:2621:G:OP2	2.69	0.43
80:A6:813:U:H4'	80:A6:814:A:OP2	2.18	0.43
86:A1:3467:OHX:N5	86:BA:301:OHX:N3	2.66	0.43
5:AD:28:GLU:OE2	5:AD:28:GLU:HA	2.18	0.43
1:A2:1386:G:OP2	19:AR:44:LYS:NZ	2.52	0.43
3:CB:180:THR:HG23	3:CB:183:GLN:NE2	2.33	0.43
36:A5:178:U:H2'	36:A5:179:C:O4'	2.18	0.43
36:A5:238:A:HO2'	36:A5:239:G:P	2.41	0.43
36:A1:108:A:H2	49:BL:73:ARG:HH22	1.66	0.43
59:DV:33:ASN:ND2	59:DV:64:LYS:HB2	2.33	0.43
22:CU:20:ILE:O	22:CU:94:GLU:HA	2.19	0.43
8:CG:24:ILE:O	8:CG:26:VAL:N	2.52	0.43
1:A2:93:A:H1'	6:AE:3:ARG:HB3	2.01	0.43
55:BR:103:ARG:HD2	55:BR:124:TYR:CE1	2.53	0.43
9:CH:49:ILE:HG13	9:CH:57:ALA:HB3	2.00	0.43
41:DC:8:VAL:O	41:DC:16:THR:HB	2.18	0.43
1:A2:1402:G:H2'	1:A2:1403:C:C6	2.53	0.43
1:A2:1511:U:H2'	1:A2:1512:G:H8	1.83	0.43
36:A5:702:C:O2	36:A5:788:C:H4'	2.18	0.43
8:AG:132:ARG:HH11	8:AG:132:ARG:HG2	1.84	0.43
36:A5:863:C:H2'	36:A5:864:G:O4'	2.18	0.43
86:A5:3708:OHX:N4	86:A5:3816:OHX:N1	2.67	0.43
36:A5:1313:G:H2'	36:A5:1314:C:C6	2.54	0.43
36:A1:2341:A:OP2	40:BB:247:ARG:NH2	2.51	0.43
54:DQ:176:ARG:HA	54:DQ:182:LYS:HB3	2.00	0.43
41:DC:177:ASP:O	41:DC:180:LYS:HB3	2.18	0.43
86:A5:3548:OHX:N5	86:A5:3595:OHX:N6	2.67	0.43
7:AF:63:GLN:HB3	7:AF:64:VAL:H	1.70	0.43
2:AA:17:LEU:HD23	2:AA:172:LEU:HD13	1.99	0.43
19:CR:17:ILE:HG23	19:CR:58:MET:HE2	2.01	0.43
86:A5:3549:OHX:N5	86:A5:3632:OHX:N4	2.65	0.43
19:AR:57:LEU:O	19:AR:61:ILE:HG13	2.19	0.43
47:BI:190:VAL:HG22	47:BI:199:PHE:CD1	2.54	0.43
40:DB:325:LYS:HG2	40:DB:326:GLY:N	2.32	0.43
80:A6:727:U:H2'	80:A6:728:U:C6	2.53	0.43
39:DA:250:GLN:HG2	39:DA:251:LYS:H	1.84	0.43
55:DR:28:GLU:O	55:DR:32:ILE:HG13	2.18	0.43
13:AL:132:SER:O	13:AL:134:THR:N	2.52	0.43
63:DZ:81:LEU:HD22	63:DZ:81:LEU:HA	1.48	0.43
80:A6:1082:C:H41	80:A6:1091:A:N6	2.15	0.43

Continued on next page...

Continued from previous page...

Atom-1	Atom-2	Interatomic distance (Å)	Clash overlap (Å)
36:A5:3136:G:OP2	86:A5:3619:OHX:N3	2.51	0.43
8:CG:139:ASN:HA	8:CG:142:ARG:HB2	1.99	0.43
25:AX:40:SER:O	25:AX:41:SER:O	2.36	0.43
14:AM:74:LEU:HD23	14:AM:74:LEU:HA	1.85	0.43
5:AD:94:ARG:H	5:AD:94:ARG:HG3	1.51	0.43
5:CD:215:GLU:O	5:CD:215:GLU:HG2	2.18	0.43
63:BZ:81:LEU:HA	63:BZ:81:LEU:HD23	1.93	0.43
36:A1:1796:G:H5'	36:A1:1797:A:OP1	2.18	0.43
80:A6:1520:U:OP2	21:CT:75:LYS:HE2	2.19	0.43
86:A5:3577:OHX:N5	86:A5:3729:OHX:N3	2.67	0.43
6:CE:94:ALA:O	6:CE:95:THR:HB	2.19	0.43
36:A5:267:G:H4'	51:DN:50:ARG:NH1	2.33	0.43
36:A1:1362:G:O2'	44:BF:159:GLN:HA	2.19	0.43
36:A5:1580:A:O2'	36:A5:1581:C:OP2	2.30	0.43
80:A6:1255:G:O2'	80:A6:1256:A:H8	2.01	0.43
42:DD:181:PRO:HD2	42:DD:195:LEU:HD13	2.00	0.43
36:A5:171:G:H1	36:A5:247:C:H42	1.67	0.43
7:CF:145:ASP:OD2	7:CF:217:LEU:HD22	2.19	0.43
36:A5:2872:A:HO2'	36:A5:2873:U:P	2.41	0.43
52:BO:65[B]:ASN:O	52:BO:68[B]:ARG:HG2	2.18	0.43
38:A4:124:G:H1	38:A4:129:C:N4	2.11	0.43
36:A5:1895:A:O2'	36:A5:3053:G:H4'	2.18	0.43
15:AN:28:LEU:HB3	15:AN:29:SER:H	1.67	0.43
39:DA:116:VAL:CG1	39:DA:134:VAL:HG11	2.48	0.43
1:A2:1537:C:N4	86:A2:2048:OHX:N4	2.61	0.43
7:AF:124:LEU:O	7:AF:125:THR:OG1	2.29	0.43
80:A6:1595:U:C4	80:A6:1600:A:H2	2.37	0.43
3:CB:131:ASP:OD1	3:CB:131:ASP:N	2.47	0.43
42:DD:211:LEU:HA	42:DD:211:LEU:HD23	1.71	0.43
63:BZ:9:LYS:HA	63:BZ:9:LYS:HD3	1.69	0.43
22:AU:20:ILE:HD13	22:AU:22:ILE:HD13	1.99	0.43
36:A1:650:C:O2'	36:A1:651:G:H5'	2.19	0.43
24:AW:103:ILE:HD13	24:AW:126:LEU:HB2	2.00	0.43
19:CR:88:VAL:HG22	19:CR:89:SER:N	2.34	0.43
1:A2:639:U:OP1	9:AH:119:THR:HG23	2.19	0.43
80:A6:407:A:H5'	8:CG:94:ARG:HH21	1.84	0.43
3:AB:146:GLN:CB	3:AB:149:GLN:HE22	2.32	0.43
49:BL:76:THR:HG23	49:BL:101:ARG:CZ	2.48	0.43
1:A2:1230:A:HO2'	1:A2:1258:U:H5	1.64	0.43
14:AM:52:LEU:HD13	14:AM:85:LYS:HZ1	1.82	0.43
52:DO:61[A]:ALA:CB	52:DO:66[A]:LYS:HG3	2.48	0.43

Continued on next page...

Continued from previous page...

Atom-1	Atom-2	Interatomic distance (Å)	Clash overlap (Å)
36:A5:1563:C:N3	36:A5:1576:G:O6	2.51	0.43
22:CU:72:ASN:HD22	22:CU:73:GLY:H	1.66	0.43
3:CB:104:ASP:OD1	3:CB:214:LYS:HG3	2.18	0.43
86:A1:3631:OHX:N5	86:A1:3716:OHX:N1	2.66	0.43
20:AS:108:LYS:HD2	20:AS:108:LYS:HA	1.63	0.43
86:A1:3539:OHX:N5	86:A1:3691:OHX:N2	2.67	0.43
36:A1:281:G:H2'	36:A1:282:G:H5'	2.00	0.43
1:A2:560:U:H2'	1:A2:561:G:C8	2.54	0.43
38:A4:122:U:H2'	38:A4:123:G:H8	1.82	0.43
1:A2:333:A:OP1	10:AI:31:ARG:NH2	2.51	0.43
1:A2:609:U:H4'	1:A2:610:G:O5'	2.18	0.43
36:A1:1223:A:C5	36:A1:1224:C:C5	3.06	0.43
36:A5:3126:C:OP1	86:A5:3736:OHX:N5	2.52	0.43
36:A5:83:U:H2'	36:A5:84:U:O4'	2.18	0.43
17:CP:53:PRO:O	17:CP:56:PHE:HB3	2.18	0.43
80:A6:748:U:OP1	24:CW:82:LYS:HE3	2.17	0.43
15:CN:132:VAL:HG23	15:CN:134:VAL:CG1	2.49	0.43
36:A1:294:U:C2'	36:A1:295:A:H5''	2.49	0.43
36:A5:3027:A:H2'	36:A5:3028:G:O4'	2.19	0.43
50:BM:20:VAL:HG13	50:BM:68:LEU:HB2	2.01	0.43
22:CU:24:ILE:HD12	22:CU:41:ILE:HD13	1.99	0.43
45:DG:81:THR:OG1	45:DG:82:LEU:N	2.51	0.43
80:A6:1350:U:H2'	80:A6:1351:G:C8	2.54	0.43
36:A5:1390:A:N3	36:A5:1390:A:H5'	2.33	0.43
7:CF:65:ARG:HA	7:CF:65:ARG:NE	2.33	0.43
36:A1:1950:U:H6	36:A1:1950:U:O5'	2.01	0.43
36:A1:3291:G:O2'	36:A1:3292:A:H5'	2.18	0.43
36:A5:1103:A:H3'	36:A5:1104:G:H5'	1.99	0.43
2:AA:57:LEU:HD23	2:AA:177:LEU:HD23	2.00	0.43
50:DM:14:LEU:H	50:DM:19:ARG:NH1	2.16	0.43
9:AH:74:GLN:O	9:AH:78:THR:HG23	2.19	0.43
80:A6:687:G:N3	80:A6:687:G:H2'	2.32	0.43
11:CJ:83:VAL:HA	11:CJ:149:ARG:HA	2.00	0.43
36:A1:1573:G:N2	36:A1:1574:C:O2'	2.52	0.43
52:BO:98[A]:ALA:HA	52:BO:101[A]:ARG:NH1	2.33	0.43
16:AO:84:ARG:HG3	16:AO:119:THR:HA	2.01	0.43
48:DJ:92:ARG:HH12	48:DJ:94:ARG:HH11	1.67	0.43
80:A6:825:U:C4	86:A6:2100:OHX:N3	2.86	0.43
36:A5:1763:U:H3'	36:A5:1764:U:C5	2.54	0.43
39:DA:68:LYS:HD3	39:DA:70:ARG:HH21	1.83	0.43
80:A6:1230:A:H2	80:A6:1255:G:N2	2.16	0.43

Continued on next page...

Continued from previous page...

Atom-1	Atom-2	Interatomic distance (Å)	Clash overlap (Å)
47:DI:171:TRP:HE3	47:DI:178:ARG:HB3	1.82	0.43
1:A2:1600:A:O2'	1:A2:1602:C:N4	2.52	0.43
37:A3:10:C:OP2	57:BT:26:HIS:CD2	2.55	0.43
9:AH:28:GLU:O	9:AH:30:SER:N	2.52	0.43
1:A2:1057:U:H1'	1:A2:1058:U:H2'	1.99	0.43
46:BH:78:MET:HE2	46:BH:78:MET:HB2	1.82	0.43
86:A1:3512:OHX:N3	86:A1:3693:OHX:N4	2.66	0.43
80:A6:754:A:N6	80:A6:793:A:H62	2.17	0.43
1:A2:1157:A:HO2'	1:A2:1158:C:P	2.41	0.43
80:A6:1281:G:C6	80:A6:1282:U:C4	3.06	0.43
1:A2:14:C:OP2	4:AC:206:THR:HG21	2.18	0.43
36:A1:3283:U:H2'	36:A1:3284:G:C8	2.53	0.43
1:A2:1710:U:H2'	1:A2:1711:C:C5	2.54	0.43
12:AK:16:PHE:HD2	12:AK:76:LEU:HD23	1.84	0.43
36:A5:3329:U:H2'	36:A5:3330:A:H5''	2.00	0.43
52:DO:128[B]:ARG:HD3	52:DO:128[B]:ARG:HA	1.75	0.43
49:BL:48:PRO:HG3	49:BL:126:PHE:HE2	1.83	0.43
51:BN:10:LEU:HD13	51:BN:19:LEU:HD11	2.01	0.43
36:A5:2101:C:HO2'	36:A5:2102:U:P	2.39	0.43
36:A5:3164:C:O2'	36:A5:3165:A:P	2.77	0.43
3:CB:131:ASP:CG	3:CB:180:THR:HB	2.39	0.43
80:A6:25:C:O2	86:A6:1964:OHX:N2	2.52	0.43
8:AG:148:SER:C	8:AG:150:GLU:H	2.22	0.43
36:A1:1109:U:H2'	36:A1:1110:U:O4'	2.19	0.43
22:CU:109:GLU:HG3	22:CU:110:PRO:CD	2.49	0.43
63:DZ:135:ARG:HH21	63:DZ:135:ARG:CB	2.31	0.43
36:A5:242:C:H2'	36:A5:243:G:H8	1.83	0.43
36:A1:169:U:C4'	36:A1:170:G:OP1	2.67	0.43
13:AL:57:LYS:HB2	13:AL:110:HIS:CE1	2.54	0.43
13:CL:128:CYS:O	13:CL:129:ARG:CB	2.66	0.43
80:A6:885:G:H2'	80:A6:886:U:C6	2.54	0.43
36:A5:2154:U:H5''	39:DA:242:ARG:O	2.18	0.43
36:A5:49:A:OP1	49:DL:16:LYS:HE3	2.18	0.43
60:BW:8:PHE:HB3	60:BW:36:SER:HB2	2.01	0.43
55:DR:99:LEU:HA	55:DR:99:LEU:HD23	1.86	0.43
1:A2:506:A:OP1	1:A2:506:A:H3'	2.18	0.43
3:CB:135:LEU:HD22	3:CB:215:VAL:HG23	2.00	0.43
36:A5:2427:U:H2'	36:A5:2428:U:C6	2.53	0.43
36:A5:1614:C:H2'	36:A5:1615:C:C6	2.53	0.43
14:AM:129:GLU:O	14:AM:133:LEU:HD13	2.18	0.43
52:BO:170[B]:LYS:O	52:BO:173[B]:ALA:HB3	2.18	0.43

Continued on next page...

Continued from previous page...

Atom-1	Atom-2	Interatomic distance (Å)	Clash overlap (Å)
1:A2:1142:A:H2'	1:A2:1143:A:C8	2.53	0.43
36:A5:2796:G:H5''	36:A5:2798:C:O4'	2.19	0.43
80:A6:1756[B]:A:O2'	80:A6:1757:G:H5'	2.19	0.43
36:A5:79:U:H2'	36:A5:80:G:C8	2.54	0.43
57:DT:80:VAL:HG11	57:DT:85:LEU:HD12	1.99	0.43
80:A6:1586:A:H2'	80:A6:1587:A:C8	2.54	0.43
51:BN:136:ASP:OD2	51:BN:138:GLN:NE2	2.48	0.43
36:A1:1364:C:H4'	54:BQ:9:GLN:NE2	2.34	0.43
21:AT:45:MET:HE3	21:AT:46:PRO:HD2	2.01	0.43
36:A1:2203:U:H2'	36:A1:2204:C:C6	2.54	0.43
36:A1:735:A:H2'	36:A1:736:A:C8	2.53	0.43
6:CE:128:LYS:HD3	6:CE:130:GLN:OE1	2.18	0.43
36:A1:1293:U:O2'	36:A1:1294:A:H5'	2.19	0.43
36:A1:685:G:P	49:BL:35:ARG:NH1	2.92	0.43
42:DD:99:TYR:CD2	42:DD:199:ILE:HG12	2.54	0.43
7:CF:149:VAL:HG11	7:CF:156:ARG:HD2	2.01	0.43
44:BF:105:LEU:HD23	44:BF:105:LEU:HA	1.76	0.43
24:CW:20:THR:OG1	24:CW:22:LYS:HD3	2.19	0.43
36:A5:1668:G:H2'	36:A5:1669:C:O4'	2.19	0.43
36:A5:492:U:C2'	36:A5:493:G:H5'	2.49	0.43
36:A1:2620:G:C6	86:A1:3667:OHX:N5	2.83	0.43
47:BI:216:TYR:HD2	47:BI:217:PHE:CD1	2.37	0.43
3:AB:131:ASP:OD2	3:AB:180:THR:HG21	2.19	0.43
36:A1:2836:C:H5	36:A1:2852:C:N4	2.00	0.43
8:AG:55:GLY:C	8:AG:63:MET:HE3	2.39	0.43
1:A2:68:A:C8	8:AG:160:ARG:NH1	2.87	0.43
36:A1:637:C:H2'	36:A1:638:C:C5	2.54	0.43
7:AF:144:GLU:HB2	7:AF:160:VAL:O	2.19	0.43
3:CB:64:ARG:HH22	16:CO:37:GLU:CG	2.31	0.43
36:A1:2767:U:H2'	36:A1:2768:U:C6	2.53	0.43
1:A2:1491:U:O2	1:A2:1491:U:H5''	2.19	0.43
36:A5:1307:G:H1'	36:A5:1308:A:C8	2.54	0.43
3:AB:168:ILE:O	3:AB:172:LEU:HG	2.19	0.43
39:BA:114:SER:HB2	39:BA:169:ILE:HD12	2.01	0.43
39:BA:118:GLU:HG3	39:BA:126:LEU:HD21	2.01	0.43
80:A6:1584:G:O6	18:CQ:13:LYS:NZ	2.37	0.43
42:BD:11:ALA:O	42:BD:15:ARG:HG3	2.18	0.43
58:BU:15:PHE:HB2	58:BU:65:VAL:HB	2.01	0.43
62:DY:120:GLN:OE1	62:DY:126:LEU:HD23	2.17	0.43
3:AB:193:ILE:H	3:AB:193:ILE:HG12	1.40	0.43
51:DN:20:ARG:H	51:DN:20:ARG:HG2	1.66	0.43

Continued on next page...

Continued from previous page...

Atom-1	Atom-2	Interatomic distance (Å)	Clash overlap (Å)
9:CH:49:ILE:HD12	9:CH:172:VAL:HA	2.01	0.43
54:BQ:65:SER:HB3	54:BQ:93:ILE:HG12	2.00	0.43
40:BB:19:ARG:HB3	40:BB:232:ARG:HH12	1.84	0.43
47:DI:36:LEU:HD12	47:DI:36:LEU:N	2.33	0.43
1:A2:827:C:H2'	1:A2:828:U:H6	1.84	0.43
18:AQ:9:THR:OG1	18:AQ:20:ALA:HB3	2.19	0.43
36:A1:160:G:H2'	36:A1:161:G:H5''	2.00	0.43
38:A8:126:A:OP2	38:A8:126:A:H8	2.02	0.43
55:DR:138:LEU:O	55:DR:142:ILE:HG13	2.19	0.43
36:A5:2540:A:O2'	36:A5:2541:U:H2'	2.18	0.43
11:CJ:40:LYS:HA	11:CJ:43:TYR:HB2	2.01	0.43
21:CT:25:GLN:O	21:CT:27:LYS:HG3	2.18	0.43
80:A6:884:A:O2'	80:A6:885:G:H5'	2.18	0.43
1:A2:12:U:H2'	1:A2:13:C:C6	2.54	0.43
3:CB:138:PHE:CD2	3:CB:214:LYS:HB3	2.54	0.43
36:A1:2209:U:OP2	36:A1:2209:U:H6	2.01	0.43
40:BB:107:ALA:HA	40:BB:199:PHE:CD2	2.52	0.43
9:AH:86:GLN:CG	9:AH:87:ASP:H	2.31	0.43
86:A5:3549:OHX:N5	86:A5:3632:OHX:N1	2.66	0.43
2:AA:182:LEU:HB3	2:AA:188:LEU:HD23	2.00	0.43
11:CJ:150:LEU:C	11:CJ:152:SER:H	2.20	0.43
36:A1:1051:U:H4'	57:BT:19:PHE:CD2	2.54	0.43
36:A1:1901:A:H5''	36:A1:1902:G:OP2	2.19	0.43
40:BB:49:TYR:CZ	40:BB:166:ILE:HD12	2.53	0.43
54:BQ:88:THR:HG22	54:BQ:107:THR:HG21	2.00	0.43
21:CT:15:ILE:HD11	21:CT:63:ARG:HD3	2.01	0.43
10:CI:199:LYS:HG3	10:CI:200:LYS:N	2.34	0.43
36:A1:8:C:H2'	36:A1:9:U:O4'	2.18	0.43
10:CI:114:GLU:HG2	10:CI:120:THR:HA	2.00	0.43
42:BD:194:LEU:O	42:BD:197:SER:HB3	2.19	0.43
51:DN:153:ASP:OD2	51:DN:155:VAL:HG22	2.18	0.43
18:CQ:123:ARG:HD3	18:CQ:123:ARG:HA	1.77	0.43
46:BH:88:TYR:CZ	46:BH:184:LYS:HG2	2.53	0.43
36:A1:1222:G:O6	86:A1:3664:OHX:N2	2.51	0.43
53:BP:169:THR:O	53:BP:173:ARG:HG3	2.19	0.43
54:DQ:41:ASP:HB2	54:DQ:42:ALA:H	1.49	0.43
9:AH:131:PHE:CD2	9:AH:132:PRO:N	2.87	0.43
36:A1:1347:U:H3'	54:BQ:38:ARG:NH2	2.33	0.43
1:A2:1234:A:O2'	1:A2:1235:C:O5'	2.20	0.43
36:A5:123:A:H5'	36:A5:124:U:OP2	2.18	0.43
36:A5:2373:A:N7	36:A5:2867:C:H1'	2.34	0.43

Continued on next page...

Continued from previous page...

Atom-1	Atom-2	Interatomic distance (Å)	Clash overlap (Å)
80:A6:1244:A:O2'	80:A6:1245:G:O5'	2.23	0.43
36:A5:839:C:O2'	36:A5:1724:U:OP1	2.27	0.43
1:A2:542:A:H8	1:A2:543:C:H2'	1.84	0.43
52:DO:65[A]:ASN:C	52:DO:67[A]:THR:H	2.21	0.43
86:A8:207:OHX:N4	86:A8:218:OHX:N2	2.67	0.43
36:A1:1355:A:H1'	36:A1:1356:U:OP2	2.19	0.43
14:CM:69:ALA:O	14:CM:72:ILE:N	2.52	0.43
1:A2:993:A:H4'	1:A2:1777:G:O2'	2.19	0.43
39:DA:116:VAL:CG1	39:DA:126:LEU:HB2	2.47	0.43
11:CJ:142:ASN:ND2	11:CJ:143:ILE:HD12	2.33	0.43
63:BZ:115:LYS:NZ	63:BZ:119:GLU:OE2	2.49	0.43
36:A5:240:U:O2'	36:A5:241:G:H8	2.02	0.43
80:A6:1067:C:H2'	80:A6:1068:C:C6	2.54	0.43
7:CF:41:LYS:NZ	18:CQ:112:TYR:HE2	2.14	0.43
36:A1:508:U:H2'	36:A1:509:U:H6	1.82	0.43
86:A6:1921:OHX:N4	86:A6:2099:OHX:N3	2.66	0.43
53:DP:4:TYR:CZ	53:DP:18:ARG:HG3	2.53	0.43
36:A1:1484:U:O5'	36:A1:1484:U:H6	2.02	0.43
41:BC:20:LEU:HA	41:BC:21:PRO:HD3	1.75	0.43
36:A5:32:U:O5'	36:A5:32:U:H6	2.00	0.43
25:AX:13:ARG:HA	25:AX:16:ARG:HD3	2.01	0.43
24:CW:7:LEU:HD22	24:CW:11:LEU:HG	1.99	0.43
1:A2:768:C:N1	11:AJ:143:ILE:HD13	2.33	0.43
36:A5:1753:G:C2'	36:A5:1754:G:O5'	2.66	0.43
36:A1:1369:A:H2'	36:A1:1370:G:O4'	2.18	0.43
42:BD:166:ALA:HB1	42:BD:171:LEU:HD12	2.01	0.43
63:DZ:65:ARG:HG3	63:DZ:65:ARG:NH1	2.34	0.43
4:CC:140:ARG:NH1	4:CC:229:LEU:HD11	2.34	0.43
80:A6:886:U:O2'	16:CO:121:VAL:O	2.35	0.43
42:BD:99:TYR:CD2	42:BD:199:ILE:HG12	2.54	0.43
23:CV:5:LYS:O	23:CV:7:GLN:N	2.52	0.43
41:DC:205:PRO:HB3	41:DC:247:PHE:CD2	2.53	0.43
36:A5:3238:G:H5''	36:A5:3238:G:H8	1.83	0.43
37:A3:87:G:O2'	56:BS:119:ARG:NH2	2.49	0.43
44:BF:103:LEU:HD23	44:BF:103:LEU:HA	1.64	0.43
6:AE:131:LEU:HD13	6:AE:135:GLY:HA2	2.01	0.43
40:DB:67:PHE:O	40:DB:70:ARG:HB2	2.18	0.43
36:A5:1498:A:H2'	36:A5:1499:C:C6	2.54	0.43
59:BV:5:GLY:HA3	59:BV:106:LYS:O	2.19	0.43
80:A6:507:U:H2'	80:A6:508:U:O4'	2.18	0.43
62:DY:59:VAL:O	62:DY:64:LYS:HD2	2.18	0.43

Continued on next page...

Continued from previous page...

Atom-1	Atom-2	Interatomic distance (Å)	Clash overlap (Å)
4:CC:57:PHE:CZ	4:CC:138:PRO:HD3	2.54	0.43
36:A5:1525:G:C6	36:A5:1526:U:O4	2.72	0.43
46:DH:87:LYS:NZ	46:DH:191:LEU:HD21	2.34	0.43
57:BT:104:GLU:O	57:BT:108:ARG:HB2	2.19	0.43
51:DN:5:LYS:HD3	51:DN:5:LYS:HA	1.73	0.43
46:DH:23:ARG:HH21	46:DH:23:ARG:HD2	1.59	0.43
25:AX:144:ARG:HG3	25:AX:144:ARG:H	1.66	0.43
42:BD:258:LYS:HA	42:BD:258:LYS:HD3	1.81	0.43
36:A5:2770:G:H2'	36:A5:2771:U:H5'	1.99	0.43
4:AC:227:PRO:HA	4:AC:230:TRP:CD1	2.54	0.43
86:A2:2017:OHX:N2	86:A2:2037:OHX:N4	2.67	0.43
80:A6:647:G:H21	80:A6:687:G:H22	1.58	0.43
86:A6:1933:OHX:N4	86:A6:2068:OHX:N6	2.67	0.43
36:A5:1638:A:H2	36:A5:1736:G:N3	2.16	0.43
36:A1:516:A:H2'	36:A1:517:G:H5''	2.00	0.43
1:A2:1595:U:H5	1:A2:1596:C:C5	2.37	0.43
2:AA:83:GLN:HG2	2:AA:100:GLY:H	1.84	0.43
1:A2:1568:C:OP1	20:AS:36:LYS:HE2	2.19	0.43
36:A5:174:C:H2'	36:A5:175:C:H6	1.84	0.43
36:A5:1815:U:H1'	36:A5:1816:A:O5'	2.19	0.43
36:A5:1014:U:H3'	36:A5:1015:U:H5'	2.01	0.43
11:CJ:66:ASP:HA	11:CJ:67:PRO:HD2	1.62	0.43
9:AH:131:PHE:HB3	9:AH:132:PRO:HD3	2.01	0.43
9:AH:133:THR:O	9:AH:134:GLU:HB2	2.19	0.43
42:DD:270:LYS:HG3	42:DD:273:ARG:HB3	2.01	0.43
36:A5:1093:A:H2	36:A5:1096:U:O2	2.01	0.43
20:AS:27:LYS:N	20:AS:57:ARG:HH21	2.16	0.43
36:A1:915:A:H2'	36:A1:915:A:N3	2.34	0.43
36:A1:1595:U:C2	36:A1:1596:C:C5	3.07	0.43
59:BV:33:ASN:HD21	59:BV:64:LYS:H	1.66	0.43
36:A1:860:G:C5	39:BA:181:LYS:HB2	2.54	0.43
26:CY:10:ARG:O	26:CY:12:VAL:N	2.51	0.43
21:CT:28:LEU:HB3	21:CT:29:GLU:H	1.74	0.43
53:BP:67:ILE:HG22	53:BP:80:LYS:HB3	2.01	0.43
57:BT:14:MET:HE1	57:BT:55:LYS:HA	2.01	0.43
36:A1:3152:U:C5	36:A1:3395:G:C6	3.07	0.43
80:A6:1159:C:H5''	80:A6:1160:A:H5'	1.99	0.43
7:CF:62:VAL:HG11	7:CF:134:VAL:HG22	1.99	0.43
86:A2:1987:OHX:N4	86:A2:2068:OHX:N6	2.67	0.43
11:CJ:117:GLY:C	11:CJ:119:ALA:H	2.19	0.43
41:BC:182:LEU:CD1	41:BC:223:PRO:HG2	2.49	0.43

Continued on next page...

Continued from previous page...

Atom-1	Atom-2	Interatomic distance (Å)	Clash overlap (Å)
25:CX:62:LYS:HG3	25:CX:116:ASP:O	2.19	0.43
1:A2:1590:G:OP2	86:A2:2024:OHX:N3	2.52	0.43
12:CK:23:ALA:CB	12:CK:64:TYR:HB2	2.49	0.43
80:A6:1673:G:H8	80:A6:1673:G:O5'	2.01	0.43
45:DG:190:VAL:HG12	45:DG:190:VAL:O	2.18	0.43
5:AD:127:MET:HG2	5:AD:154:ASP:OD2	2.19	0.43
62:BY:91:ASN:C	62:BY:93:ALA:H	2.22	0.43
10:CI:8:ARG:NH2	10:CI:22:ARG:HE	2.17	0.43
54:BQ:64:VAL:O	54:BQ:96:PHE:HE2	2.01	0.43
40:BB:92:TYR:HE1	40:BB:159:ARG:HD2	1.84	0.43
36:A1:413:U:OP1	53:BP:30:ARG:NH2	2.46	0.43
36:A1:1305:U:N1	40:BB:257:PRO:HG3	2.34	0.43
17:AP:108:ARG:HG2	17:AP:109:PRO:HD2	2.01	0.43
7:AF:43:PHE:CZ	7:AF:90:ILE:HG21	2.54	0.43
36:A1:1668:G:C5	36:A1:1669:C:C5	3.07	0.43
36:A5:630:A:H2'	36:A5:631:U:C6	2.54	0.43
80:A6:1450:U:OP2	86:A6:1983:OHX:N4	2.52	0.43
1:A2:1244:A:HO2'	1:A2:1245:G:P	2.40	0.43
41:BC:188:ARG:O	41:BC:193:LYS:HE3	2.18	0.43
36:A5:1620:U:H2'	36:A5:1621:A:C8	2.54	0.43
86:A1:3539:OHX:N6	86:A1:3691:OHX:N4	2.67	0.43
36:A1:3210:A:H2'	36:A1:3211:C:H6	1.84	0.43
53:BP:36:ILE:CD1	53:BP:95:LEU:HD11	2.49	0.43
80:A6:93:A:O2'	6:CE:4:GLY:HA3	2.18	0.43
36:A1:3314:A:OP1	40:BB:174:LYS:HB2	2.18	0.43
10:CI:120:THR:O	86:CI:301:OHX:N4	2.52	0.43
17:AP:57:MET:O	17:AP:60:LEU:HB3	2.19	0.43
55:BR:175:GLN:O	55:BR:179:GLU:N	2.49	0.43
57:DT:120:LYS:C	57:DT:122:GLN:H	2.22	0.43
44:DF:32:ALA:O	44:DF:35:ALA:HB3	2.19	0.43
46:DH:117:PHE:CE1	46:DH:165:CYS:HB3	2.53	0.43
36:A5:1480:G:N2	36:A5:1872:C:C5	2.87	0.43
80:A6:1212:G:C2	80:A6:1213:G:C8	3.07	0.43
20:AS:8:GLN:HB2	20:AS:9:GLY:H	1.56	0.43
36:A1:1838:G:H5"	36:A1:1839:A:OP1	2.19	0.43
46:DH:7:GLU:HA	46:DH:68:LEU:HD11	2.00	0.43
36:A5:2656:A:C8	36:A5:2658:G:C8	3.07	0.43
45:BG:158:ASP:H	45:BG:159:PRO:HD2	1.84	0.43
1:A2:1013:A:H2'	1:A2:1014:G:O4'	2.19	0.43
41:DC:352:ALA:O	41:DC:354:VAL:N	2.52	0.43
1:A2:763:G:C6	1:A2:764:U:C4	3.07	0.43

Continued on next page...

Continued from previous page...

Atom-1	Atom-2	Interatomic distance (Å)	Clash overlap (Å)
45:BG:186:LEU:HD23	45:BG:186:LEU:HA	1.77	0.43
8:AG:69:LEU:HD12	8:AG:69:LEU:HA	1.82	0.43
38:A8:59:A:OP2	38:A8:59:A:H3'	2.19	0.43
1:A2:1781:A:H2'	1:A2:1782:A:O4'	2.19	0.43
36:A1:1481:A:C4'	36:A1:1481:A:OP1	2.67	0.42
36:A1:517:G:C8	36:A1:517:G:C5'	2.97	0.42
80:A6:1227:A:C2	80:A6:1229:G:C2	3.07	0.42
80:A6:1097:U:OP1	80:A6:1098:U:H2'	2.18	0.42
36:A1:1191:U:H5''	36:A1:1192:C:H5'	2.00	0.42
1:A2:1321:A:H4'	1:A2:1322:A:O5'	2.19	0.42
1:A2:67:A:C2	1:A2:69:G:H1'	2.54	0.42
36:A5:2441:A:N1	36:A5:2507:C:C2	2.87	0.42
36:A1:2404:A:P	86:A1:3738:OHX:N5	2.92	0.42
36:A1:2896:A:H5'	36:A1:2896:A:H8	1.83	0.42
3:AB:70:LEU:HD12	3:AB:82:ARG:O	2.18	0.42
36:A5:3048:A:C5'	40:DB:53:MET:CE	2.96	0.42
36:A5:911:C:N4	39:DA:3:ARG:HD3	2.33	0.42
20:AS:26:ILE:CD1	20:AS:30:TYR:HB2	2.48	0.42
3:AB:104:ASP:OD1	3:AB:214:LYS:NZ	2.43	0.42
3:AB:109:LYS:HD3	3:AB:109:LYS:HA	1.75	0.42
80:A6:1060:U:H4'	80:A6:1061:A:H5''	2.01	0.42
36:A1:670:C:P	54:BQ:147:ARG:NH2	2.91	0.42
86:A5:3514:OHX:N3	86:A7:209:OHX:N6	2.67	0.42
55:BR:8:LYS:O	55:BR:11:ALA:HB3	2.18	0.42
1:A2:1769:U:O2	16:AO:136:ARG:HD2	2.19	0.42
1:A2:781:U:O2'	1:A2:782:U:H6	2.02	0.42
36:A1:3112:G:O2'	46:BH:70:THR:HB	2.19	0.42
4:AC:125:ILE:O	4:AC:129:ILE:HG13	2.19	0.42
80:A6:149:C:H5''	26:CY:121:THR:OG1	2.19	0.42
36:A1:1230:G:H2'	36:A1:1231:A:C8	2.54	0.42
80:A6:565:C:N4	86:A6:2054:OHX:N4	2.66	0.42
40:DB:221:THR:CG2	40:DB:273:HIS:H	2.28	0.42
63:BZ:10:VAL:O	63:BZ:83:THR:HB	2.18	0.42
2:CA:185:ARG:HB2	23:CV:45:ALA:HB3	2.01	0.42
36:A5:1523:U:H3'	36:A5:1607:U:O2	2.18	0.42
4:CC:40:LYS:HB2	4:CC:40:LYS:HE3	1.89	0.42
1:A2:886:U:H2'	1:A2:887:A:O4'	2.18	0.42
1:A2:273:G:H2'	1:A2:274:G:O4'	2.18	0.42
36:A5:2518:C:C2	36:A5:2590:A:C2	3.07	0.42
36:A5:1110:U:O4	86:A5:3504:OHX:N4	2.52	0.42
63:DZ:92:PHE:HA	63:DZ:95:VAL:HG23	2.01	0.42

Continued on next page...

Continued from previous page...

Atom-1	Atom-2	Interatomic distance (Å)	Clash overlap (Å)
1:A2:480:G:H22	1:A2:509:G:H1'	1.83	0.42
1:A2:813:U:C6	55:BR:163:ARG:HD2	2.54	0.42
26:AY:47:VAL:O	26:AY:49:LYS:NZ	2.49	0.42
80:A6:1078:C:H2'	80:A6:1079:U:C6	2.54	0.42
86:A1:3601:OHX:N4	86:A1:3725:OHX:N1	2.67	0.42
8:CG:142:ARG:O	8:CG:145:PHE:N	2.49	0.42
36:A5:2147:A:H2'	36:A5:2148:U:O4'	2.19	0.42
36:A5:3094:A:H2'	36:A5:3095:U:C6	2.54	0.42
36:A5:1770:G:H5'	36:A5:1771:C:OP2	2.18	0.42
36:A5:1867:A:H2'	36:A5:1868:G:C8	2.54	0.42
38:A8:6:U:H2'	38:A8:7:U:C6	2.54	0.42
80:A6:775:G:C2'	80:A6:776:G:H5'	2.49	0.42
36:A1:1694:U:O2'	36:A1:1695:U:H5'	2.19	0.42
80:A6:166:C:OP2	86:A6:2032:OHX:N4	2.52	0.42
11:CJ:57:ARG:O	11:CJ:61:THR:HG23	2.18	0.42
5:AD:61:GLU:O	5:AD:63:GLY:N	2.52	0.42
42:DD:254:LYS:HA	42:DD:255:PRO:HD2	1.90	0.42
51:DN:160:GLU:OE1	51:DN:160:GLU:N	2.41	0.42
59:DV:93:LEU:HD23	59:DV:93:LEU:H	1.83	0.42
5:AD:57:ASP:OD1	5:AD:57:ASP:N	2.50	0.42
42:BD:41:LYS:HA	42:BD:41:LYS:HD2	1.67	0.42
37:A7:11:A:O2'	37:A7:13:A:H2'	2.19	0.42
36:A5:437:G:H5''	36:A5:438:A:OP2	2.19	0.42
86:A1:3542:OHX:N2	86:A1:3751:OHX:N6	2.66	0.42
36:A1:2534:G:C5	86:A1:3751:OHX:N4	2.87	0.42
7:AF:87:CYS:SG	7:AF:92:ARG:HG3	2.59	0.42
3:AB:231:LEU:C	3:AB:232:HIS:CD2	2.93	0.42
36:A5:2436:U:C2'	36:A5:2437:G:H5''	2.48	0.42
44:BF:60:ARG:HE	53:BP:169:THR:HG23	68.80	0.42
80:A6:230:C:N3	80:A6:235:G:N2	2.67	0.42
36:A1:45:A:OP1	86:BO:201:OHX:N1	88.95	0.42
1:A2:1346:A:C8	1:A2:1370:U:O2	2.71	0.42
11:AJ:175:ARG:HD2	11:AJ:176:ASN:N	2.34	0.42
86:A5:3465:OHX:N1	86:A5:3810:OHX:N1	2.67	0.42
80:A6:1234:A:O2'	80:A6:1235:C:H6	2.02	0.42
2:AA:88:LYS:HE3	19:AR:82:ASP:OD2	2.19	0.42
2:AA:20:ALA:O	2:AA:21:ASN:HB2	2.19	0.42
48:BJ:80:LEU:HD13	48:BJ:167:TYR:OH	2.19	0.42
25:CX:23:ARG:HH11	25:CX:23:ARG:CG	2.28	0.42
36:A1:1277:C:O2'	36:A1:1278:A:P	2.77	0.42
45:DG:54:GLU:O	45:DG:58:VAL:HG23	2.19	0.42

Continued on next page...

Continued from previous page...

Atom-1	Atom-2	Interatomic distance (Å)	Clash overlap (Å)
45:BG:245:LYS:HZ1	45:BG:246:MET:HB3	1.84	0.42
80:A6:1369:U:O4	86:A6:1941:OHX:N4	2.52	0.42
86:A1:3467:OHX:N1	86:BA:301:OHX:N3	2.67	0.42
36:A1:609:G:H4'	36:A1:609:G:OP1	2.20	0.42
8:CG:135:PRO:HB2	8:CG:141:ILE:HG12	2.00	0.42
36:A1:1227:C:H5''	36:A1:1227:C:H6	1.83	0.42
86:A5:3581:OHX:N5	86:A5:3815:OHX:N6	2.66	0.42
9:CH:117:THR:HG22	9:CH:120:ALA:HB3	2.01	0.42
11:CJ:78:ARG:HG3	11:CJ:79:ARG:N	2.34	0.42
36:A5:3060:C:H1'	36:A5:3332:U:H1'	1.99	0.42
1:A2:380:U:H5	11:AJ:5:PRO:CA	2.31	0.42
38:A8:157:U:O2'	38:A8:158:U:H5'	2.19	0.42
1:A2:237:C:C4'	1:A2:238:U:H5'	2.49	0.42
57:BT:100:LYS:C	57:BT:102:ARG:H	2.22	0.42
6:CE:195:ILE:O	6:CE:196:VAL:HG23	2.18	0.42
51:DN:44:ARG:HB3	51:DN:47:LYS:HB3	2.02	0.42
41:BC:289:ILE:O	41:BC:292:SER:HB2	2.19	0.42
26:AY:47:VAL:HG23	26:AY:48:TYR:HD2	1.84	0.42
13:CL:75:VAL:HG21	13:CL:117:VAL:HG11	2.00	0.42
86:A5:3494:OHX:N1	86:A5:3822:OHX:N2	2.67	0.42
14:CM:81:ASP:HA	14:CM:82:PRO:HD2	1.86	0.42
86:A1:3598:OHX:N5	86:A1:3722:OHX:N1	2.67	0.42
12:AK:81:ASN:HB3	14:AM:37:VAL:HG11	2.00	0.42
36:A5:1471:U:H2'	36:A5:1472:U:C6	2.54	0.42
53:BP:36:ILE:HG12	53:BP:44:ALA:HB1	2.01	0.42
17:CP:51:SER:C	17:CP:53:PRO:HD2	2.39	0.42
80:A6:1474:G:H2'	80:A6:1475:A:C8	2.53	0.42
51:BN:119:TYR:CZ	51:BN:131:GLU:HB3	2.54	0.42
1:A2:479:C:O2	1:A2:510:G:N2	2.52	0.42
80:A6:1019:A:OP1	15:CN:107:LYS:HD2	2.19	0.42
1:A2:1151:A:H2'	1:A2:1152:A:C8	2.54	0.42
13:AL:28:SER:O	13:AL:29:LYS:HB3	2.19	0.42
1:A2:88:U:H4'	1:A2:171:A:O4'	2.19	0.42
36:A5:2840:C:OP1	86:A5:3654:OHX:N3	2.52	0.42
2:AA:103:THR:HA	2:AA:104:PRO:HD3	1.61	0.42
86:A1:3608:OHX:N3	86:A1:3739:OHX:N5	2.67	0.42
27:AZ:97:LYS:HG3	27:AZ:98:GLN:H	1.84	0.42
36:A5:1165:A:H2'	36:A5:1166:G:O4'	2.19	0.42
80:A6:1614:A:C6	80:A6:1615:C:N4	2.87	0.42
23:AV:2:GLU:HB3	23:AV:3:ASN:H	1.64	0.42
38:A8:92:A:H2'	38:A8:93:U:O4'	2.19	0.42

Continued on next page...

Continued from previous page...

Atom-1	Atom-2	Interatomic distance (Å)	Clash overlap (Å)
44:DF:137:GLY:HA3	44:DF:236:ILE:HB	2.01	0.42
37:A3:103:A:H2'	37:A3:104:A:O4'	2.18	0.42
41:BC:325:LEU:HA	41:BC:325:LEU:HD23	1.59	0.42
80:A6:915:A:OP1	86:A6:1927:OHX:N6	2.53	0.42
86:A5:3580:OHX:N5	86:A5:3660:OHX:N6	2.66	0.42
6:CE:92:LEU:HB2	6:CE:95:THR:HG21	2.01	0.42
86:A5:3606:OHX:N3	86:A5:3740:OHX:N4	2.67	0.42
42:BD:40:HIS:CD2	42:BD:42:ALA:HB3	2.55	0.42
18:AQ:58:ASP:OD2	18:AQ:59:LYS:N	2.52	0.42
36:A5:2511:A:C3'	36:A5:2512:C:H5''	2.49	0.42
53:BP:173:ARG:HG3	53:BP:173:ARG:H	1.70	0.42
36:A5:1369:A:OP1	39:DA:21:ARG:NH1	86.06	0.42
2:AA:35:PRO:C	2:AA:37:VAL:H	2.22	0.42
2:AA:71:GLU:OE2	2:AA:71:GLU:N	2.37	0.42
80:A6:1514:U:O2	80:A6:1514:U:H2'	2.18	0.42
1:A2:336:G:O2'	13:AL:133:LYS:N	2.52	0.42
1:A2:68:A:O2'	1:A2:69:G:OP2	2.25	0.42
80:A6:75:U:O2'	80:A6:76:A:P	2.77	0.42
51:BN:38:ARG:HD2	51:BN:39:ALA:N	2.34	0.42
36:A1:2592:G:H4'	36:A1:2594:C:C2	2.54	0.42
36:A5:15:C:C5'	36:A5:15:C:H6	2.27	0.42
39:BA:4:VAL:CG1	39:BA:8:GLN:HB2	2.48	0.42
1:A2:1489:U:H2'	1:A2:1490:C:OP1	2.19	0.42
36:A5:2815:G:O6	86:A5:3762:OHX:N5	2.52	0.42
1:A2:538:A:H8	1:A2:543:C:N4	2.16	0.42
1:A2:74:U:H1'	1:A2:75:U:O5'	2.19	0.42
47:BI:174:THR:HG23	47:BI:176:LEU:H	1.80	0.42
17:CP:90:ILE:HA	17:CP:107:ILE:HG12	2.01	0.42
80:A6:1273:G:N7	80:A6:1430:U:H3'	2.35	0.42
11:CJ:171:ARG:HE	11:CJ:174:ARG:CB	2.31	0.42
86:A6:2015:OHX:N4	86:A6:2054:OHX:N3	2.67	0.42
49:BL:47:ALA:HB1	49:BL:48:PRO:HD2	2.01	0.42
1:A2:709:C:N4	1:A2:730:G:C4	2.87	0.42
1:A2:1796:C:H4'	1:A2:1797:A:OP2	2.18	0.42
36:A5:283:G:O6	36:A5:304:G:H1'	2.20	0.42
9:CH:164:TYR:CD1	9:CH:165:LYS:HG3	2.54	0.42
2:CA:185:ARG:HG2	23:CV:45:ALA:O	2.19	0.42
21:AT:65:ILE:HG12	21:AT:71:VAL:HG21	2.00	0.42
12:CK:24:LYS:HD3	12:CK:63:TYR:CZ	2.53	0.42
50:DM:115:PHE:O	50:DM:119:GLN:HG3	2.19	0.42
10:AI:48:THR:HG21	10:AI:54:LYS:HE3	2.00	0.42

Continued on next page...

Continued from previous page...

Atom-1	Atom-2	Interatomic distance (Å)	Clash overlap (Å)
3:AB:116:LYS:HD3	3:AB:117:TRP:CZ3	2.53	0.42
36:A1:1615:C:H2'	36:A1:1616:U:C6	2.55	0.42
24:CW:5:SER:O	24:CW:7:LEU:N	2.48	0.42
11:AJ:92:LYS:HE3	11:AJ:92:LYS:HA	2.01	0.42
25:AX:23:ARG:HD2	25:AX:26:GLU:OE1	2.18	0.42
42:BD:68:THR:HG22	42:BD:71:GLY:H	1.83	0.42
36:A5:3242:G:C5'	36:A5:3245:A:C8	3.03	0.42
4:AC:67:GLN:O	4:AC:71:THR:HG23	2.19	0.42
1:A2:328:A:H2'	1:A2:329:G:O4'	2.19	0.42
55:DR:99:LEU:O	55:DR:103:ARG:HG3	2.18	0.42
80:A6:137:U:H2'	80:A6:137:U:H6	1.57	0.42
86:A1:3631:OHX:N6	86:A1:3716:OHX:N4	2.67	0.42
86:A6:1956:OHX:N4	86:A6:2058:OHX:N2	2.68	0.42
20:CS:15:LEU:HD23	20:CS:22:VAL:HB	2.01	0.42
86:A2:1962:OHX:N6	86:A2:1964:OHX:N5	2.67	0.42
21:AT:33:TYR:CD1	21:AT:33:TYR:C	2.93	0.42
2:AA:64:ILE:HG12	2:AA:122:ILE:HD11	2.01	0.42
1:A2:604:A:OP2	86:A2:1991:OHX:N5	2.51	0.42
7:AF:157:ARG:HB2	7:AF:224:ASN:OD1	2.19	0.42
80:A6:1497:U:H2'	80:A6:1498:G:H5'	2.01	0.42
36:A1:3185:U:C6	52:BO:126[B]:VAL:HG21	2.54	0.42
19:AR:66:VAL:O	19:AR:69:ILE:HG12	2.19	0.42
12:CK:31:LYS:HA	12:CK:37:THR:O	2.19	0.42
1:A2:1560:U:O4'	1:A2:1560:U:O2	2.37	0.42
36:A1:2147:A:H2'	36:A1:2148:U:O4'	2.19	0.42
80:A6:1340:U:H5	18:CQ:8:GLN:O	2.02	0.42
22:AU:109:GLU:HA	22:AU:110:PRO:HD2	1.78	0.42
36:A1:2805:G:C2'	36:A1:2806:U:H5'	2.49	0.42
9:CH:97:ARG:HA	9:CH:97:ARG:HD3	1.77	0.42
5:AD:218:LEU:HD23	5:AD:218:LEU:HA	1.93	0.42
52:DO:156[A]:LEU:HA	52:DO:156[A]:LEU:HD23	1.90	0.42
7:AF:190:ILE:HD12	7:AF:190:ILE:HG23	1.73	0.42
36:A5:2596:U:H2'	36:A5:2597:U:C6	2.53	0.42
39:BA:104:LEU:O	39:BA:139:HIS:HE1	2.01	0.42
5:AD:134:CYS:N	5:AD:157:LEU:HD11	2.34	0.42
36:A5:743:C:O2	54:DQ:141:ARG:HD3	2.18	0.42
36:A5:1483:G:C8	36:A5:1485:G:C8	3.07	0.42
80:A6:1150:G:O6	86:A6:1971:OHX:N5	2.53	0.42
45:DG:50:VAL:HG22	45:DG:52:TRP:CE2	2.54	0.42
80:A6:217:A:HO2'	80:A6:218:A:H8	1.61	0.42
19:AR:34:LEU:O	19:AR:38:ILE:HG22	2.18	0.42

Continued on next page...

Continued from previous page...

Atom-1	Atom-2	Interatomic distance (Å)	Clash overlap (Å)
36:A5:1257:C:H5'	82:DK:122:UNK:O	2.19	0.42
11:AJ:134:ILE:HA	11:AJ:158:PHE:HA	2.00	0.42
41:BC:16:THR:HG22	41:BC:18:ASN:N	2.23	0.42
42:DD:270:LYS:O	42:DD:271:LYS:HD3	2.20	0.42
12:CK:34:GLU:O	12:CK:35:ILE:HB	2.19	0.42
46:BH:27:VAL:HG23	46:BH:78:MET:HE3	2.01	0.42
86:A6:2057:OHX:N6	86:A6:2098:OHX:N3	2.67	0.42
1:A2:498:G:H2'	1:A2:499:U:C4	2.54	0.42
36:A5:3287:U:N3	36:A5:3288:G:C8	2.87	0.42
86:A1:3693:OHX:N2	86:A1:3712:OHX:N3	2.67	0.42
80:A6:193:U:C4	80:A6:195:G:C8	3.08	0.42
8:AG:76:LEU:HD22	8:AG:92:ARG:HB3	2.01	0.42
86:A8:207:OHX:N6	86:A8:218:OHX:N2	2.67	0.42
4:CC:53:ILE:HG13	4:CC:53:ILE:H	1.52	0.42
17:CP:68:PRO:HG2	17:CP:71:GLU:OE2	2.20	0.42
27:AZ:40:VAL:HA	27:AZ:75:LEU:HD11	2.01	0.42
1:A2:648:G:C4	1:A2:687:G:N2	2.88	0.42
36:A1:2397:A:P	36:A1:2398:A:H5'	2.59	0.42
36:A5:1240:A:C2'	36:A5:1241:U:H5'	2.48	0.42
16:AO:24:ASN:O	16:AO:25:ASP:HB2	2.19	0.42
36:A5:3155:U:C3'	36:A5:3156:U:H5''	2.49	0.42
41:BC:180:LYS:C	41:BC:181:VAL:O	2.54	0.42
36:A5:3275:U:H4'	36:A5:3276:G:OP2	2.19	0.42
80:A6:1670:G:O6	86:A6:2009:OHX:N4	2.51	0.42
86:A1:3556:OHX:N4	86:A1:3810:OHX:N6	2.68	0.42
36:A5:378:A:N7	36:A5:391:A:H2	2.16	0.42
14:AM:29:LYS:HA	14:AM:32:LEU:HD12	2.00	0.42
8:AG:109:LEU:HD23	8:AG:109:LEU:HA	1.85	0.42
36:A1:1144:U:H1'	36:A1:1145:G:C8	2.54	0.42
80:A6:301:A:OP2	86:A6:1949:OHX:N1	2.52	0.42
36:A1:3380:U:O4	86:A1:3479:OHX:N4	2.53	0.42
18:CQ:110:THR:HA	18:CQ:113:ASP:HB3	2.01	0.42
26:AY:35:VAL:HG11	26:AY:40:LEU:HD11	2.01	0.42
3:AB:132:ASP:HB2	3:AB:221:PRO:HB3	2.02	0.42
86:A5:3590:OHX:N1	86:A5:3653:OHX:N2	2.68	0.42
42:DD:59:ASP:OD1	42:DD:81:HIS:CD2	2.71	0.42
63:DZ:61:LYS:O	63:DZ:65:ARG:HG2	2.18	0.42
36:A5:999:G:C6	36:A5:1000:C:N4	2.87	0.42
40:DB:361:THR:HG23	40:DB:371:GLN:O	2.20	0.42
36:A5:958:C:OP1	36:A5:2799:A:H3'	2.19	0.42
25:AX:29:TYR:CZ	25:AX:33:LEU:HD12	2.54	0.42

Continued on next page...

Continued from previous page...

Atom-1	Atom-2	Interatomic distance (Å)	Clash overlap (Å)
80:A6:422:G:N7	86:A6:1942:OHX:N4	2.68	0.42
2:AA:172:LEU:HD13	2:AA:176:LEU:HD11	2.01	0.42
86:A2:1962:OHX:N4	86:A2:1964:OHX:N1	2.67	0.42
86:A1:3442:OHX:N3	86:A1:3753:OHX:N4	2.68	0.42
36:A1:213:A:H5''	62:BY:2:ALA:HA	2.00	0.42
36:A5:2213:A:H61	36:A5:2429:G:H1'	1.84	0.42
15:CN:54:LEU:HA	15:CN:54:LEU:HD23	1.83	0.42
4:CC:153:SER:C	4:CC:154:LEU:HD12	2.39	0.42
41:BC:264:SER:OG	41:BC:267:VAL:HG13	2.19	0.42
18:CQ:103:ASN:HA	18:CQ:106:LYS:HB2	2.01	0.42
80:A6:1007:C:H4'	16:CO:137:LEU:HD23	2.02	0.42
36:A5:2289:U:H2'	36:A5:2290:C:C6	2.55	0.42
80:A6:1547:A:H5'	20:CS:112:ASP:OD2	2.19	0.42
42:BD:4:GLN:OE1	42:BD:4:GLN:N	2.52	0.42
9:AH:181:ILE:HD12	9:AH:181:ILE:HA	1.72	0.42
49:DL:116:LEU:HD23	49:DL:116:LEU:HA	1.73	0.42
41:BC:330:TYR:CZ	44:BF:49:ALA:HA	2.54	0.42
53:BP:182:ILE:HG22	53:BP:183:ALA:N	2.35	0.42
80:A6:1085:G:H2'	80:A6:1087:A:OP2	2.19	0.42
9:AH:17:GLU:HG2	9:AH:46:ILE:HB	2.01	0.42
36:A5:1880:U:H2'	36:A5:1881:A:O4'	2.18	0.42
36:A1:2533:G:C2	36:A1:2534:G:H1'	2.54	0.42
86:A1:3482:OHX:N1	86:A1:3800:OHX:N5	2.67	0.42
36:A1:2225:U:H2'	36:A1:2226:U:H6	1.84	0.42
36:A1:2226:U:O2'	36:A1:2227:C:H5'	2.19	0.42
36:A1:2988:C:O2	40:BB:266:ARG:NH1	2.52	0.42
47:DI:47:PRO:HB3	47:DI:171:TRP:CZ2	2.55	0.42
36:A1:880:G:O6	36:A1:883:A:H5''	2.19	0.42
36:A5:1813:A:O2'	36:A5:1816:A:N3	2.47	0.42
10:CI:57:ALA:HB2	10:CI:177:GLY:HA2	2.01	0.42
38:A4:150:G:C8	86:A4:205:OHX:N4	2.86	0.42
36:A1:767:U:H5'	49:BL:186:ARG:CZ	2.50	0.42
9:AH:162:ILE:HA	9:AH:165:LYS:HG3	2.02	0.42
9:AH:35:LYS:NZ	9:AH:36:ALA:H	2.18	0.42
1:A2:196:G:O2'	1:A2:197:A:H8	2.02	0.42
46:DH:20:ILE:HG13	50:DM:7:VAL:HG22	2.01	0.42
40:DB:37:ARG:O	40:DB:186:GLY:HA3	2.20	0.42
15:AN:114:ARG:HA	15:AN:114:ARG:HD3	1.68	0.42
36:A5:3047:U:O2'	40:DB:53:MET:CE	2.66	0.42
36:A5:1565:G:N1	36:A5:1574:C:C2	2.83	0.42
36:A1:1887:A:H5'	40:BB:226:PHE:O	2.19	0.42

Continued on next page...

Continued from previous page...

Atom-1	Atom-2	Interatomic distance (Å)	Clash overlap (Å)
36:A5:2573:G:H3'	36:A5:2574:G:H5''	2.02	0.42
36:A5:1170:A:OP2	86:A5:3517:OHX:N3	2.53	0.42
7:AF:45:LYS:HA	7:AF:45:LYS:HD3	1.44	0.42
80:A6:195:G:N3	80:A6:195:G:H2'	2.34	0.42
5:AD:179:GLN:HE21	5:AD:179:GLN:C	2.23	0.42
4:CC:53:ILE:HB	7:CF:57:SER:HA	88.82	0.42
80:A6:355:G:P	86:A6:1923:OHX:N5	2.92	0.42
42:DD:187:THR:CG2	42:DD:189:GLU:HB2	2.45	0.42
36:A5:3228:C:HO2'	36:A5:3229:G:P	2.41	0.42
36:A5:3227:A:HO2'	50:DM:133:LYS:HZ2	1.56	0.42
27:AZ:41:ILE:HD12	27:AZ:41:ILE:HA	1.97	0.42
36:A1:108:A:O2'	36:A1:109:A:H2'	2.20	0.42
80:A6:1220:C:H5'	12:CK:52:LYS:CE	2.50	0.42
9:CH:35:LYS:HB3	9:CH:35:LYS:HE3	1.85	0.42
19:CR:84:TYR:OH	19:CR:86:PRO:HB3	2.20	0.42
1:A2:1456:C:O2	1:A2:1456:C:O4'	2.38	0.42
80:A6:751:G:H2'	80:A6:752:A:H8	1.82	0.42
62:BY:51:ARG:HG2	62:BY:115:ARG:NH2	2.35	0.42
4:AC:44:LEU:HG	4:AC:247:ALA:HB2	2.01	0.42
36:A1:372:A:H2'	36:A1:373:A:O4'	2.19	0.42
36:A1:373:A:N6	36:A1:396:A:H62	2.18	0.42
11:CJ:90:LYS:HG2	11:CJ:95:TYR:CD1	2.53	0.42
36:A1:2747:A:H2'	36:A1:2748:A:C8	2.55	0.42
36:A1:1769:G:N7	86:A1:3732:OHX:N2	2.68	0.42
40:DB:81:THR:HB	40:DB:321:PHE:HA	2.01	0.42
52:BO:76[B]:PRO:HB3	52:BO:138[B]:LEU:HG	2.00	0.42
36:A1:3217:C:C4	53:BP:182:ILE:HG23	2.55	0.42
10:CI:3:ILE:CG2	10:CI:30:GLY:HA3	2.50	0.42
49:DL:133:PRO:O	49:DL:135:ALA:N	2.52	0.42
41:BC:355:PHE:CE1	44:BF:70:LYS:HD2	2.55	0.42
51:BN:148:TYR:O	51:BN:150:TRP:N	2.53	0.42
39:BA:105:GLY:HA3	39:BA:160:SER:HB3	2.00	0.42
80:A6:1678:A:OP1	10:CI:59:ARG:NH2	2.52	0.42
1:A2:473:A:C2'	1:A2:474:A:H5'	2.49	0.42
36:A5:2294:U:C2	36:A5:2297:U:C5	3.07	0.42
14:AM:63:VAL:HB	14:AM:64:SER:H	1.53	0.42
6:CE:174:LYS:HE3	6:CE:174:LYS:HB3	1.73	0.42
13:CL:54:ILE:HA	13:CL:54:ILE:HD13	1.88	0.42
39:DA:61:VAL:HG22	39:DA:63:PHE:CE1	2.55	0.42
43:DE:93:VAL:O	43:DE:93:VAL:HG13	2.19	0.42
36:A1:2606:G:N3	36:A1:2606:G:H2'	2.34	0.42

Continued on next page...

Continued from previous page...

Atom-1	Atom-2	Interatomic distance (Å)	Clash overlap (Å)
48:DJ:132:ASN:N	48:DJ:132:ASN:HD22	2.16	0.42
86:A1:3458:OHX:N6	86:A1:3811:OHX:N6	2.67	0.42
36:A1:1574:C:N3	36:A1:1575:A:C8	2.88	0.42
48:DJ:96:PHE:CD1	48:DJ:160:VAL:HG23	2.54	0.42
36:A5:1940:G:N2	36:A5:3362:A:H8	2.18	0.42
1:A2:1540:G:C6	1:A2:1541:G:C4	3.07	0.42
86:A5:3465:OHX:N3	86:A5:3810:OHX:N3	2.67	0.42
36:A1:2979:U:C4	86:A1:3757:OHX:N2	2.87	0.42
1:A2:542:A:H8	1:A2:542:A:O2'	2.01	0.42
11:AJ:133:HIS:H	11:AJ:133:HIS:CD2	2.37	0.42
39:DA:110:GLY:O	39:DA:128:ARG:O	18.29	0.42
1:A2:778:G:C5	1:A2:783:G:N1	2.88	0.42
41:DC:22:LEU:HA	41:DC:23:PRO:HD3	1.68	0.42
50:BM:21:VAL:CG2	50:BM:63:VAL:HG21	2.49	0.42
1:A2:1449:U:O4	86:A2:1907:OHX:N1	2.53	0.42
1:A2:1340:U:N3	1:A2:1378:U:H4'	2.34	0.42
25:AX:126:LYS:HA	25:AX:131:SER:HA	2.02	0.42
17:CP:22:LEU:HA	17:CP:25:LEU:CB	2.47	0.42
27:AZ:71:ILE:HG22	27:AZ:75:LEU:HD12	2.02	0.42
1:A2:685:A:O2'	1:A2:686:C:H5'	2.19	0.42
2:CA:49:ASN:HB3	2:CA:52:LYS:HG3	2.02	0.42
36:A5:2549:G:H8	36:A5:2549:G:H5'	1.83	0.42
1:A2:901:G:C6	1:A2:902:G:C6	3.08	0.42
18:CQ:115:THR:HG22	18:CQ:116:LEU:N	2.34	0.42
2:CA:65:ALA:O	2:CA:66:ALA:HB3	2.19	0.42
36:A1:2561:A:O2'	36:A1:2562:A:H8	2.01	0.42
9:AH:114:ARG:C	9:AH:116:ARG:H	2.23	0.42
36:A5:3112:G:HO2'	46:DH:70:THR:HB	1.84	0.42
48:BJ:107:ASP:HA	48:BJ:124:GLY:HA2	2.00	0.42
45:DG:134:TYR:CD2	45:DG:190:VAL:HG11	2.54	0.42
36:A5:3206:C:N3	50:DM:13:ARG:NH2	2.64	0.42
36:A5:2726:C:O5'	36:A5:2726:C:O2	2.36	0.42
1:A2:681:U:O4	1:A2:682:C:N4	2.52	0.42
6:AE:180:LEU:HD23	6:AE:180:LEU:HA	1.81	0.42
1:A2:1226:A:HO2'	1:A2:1227:A:P	2.42	0.42
46:DH:91:ARG:HG2	46:DH:182:SER:HB3	2.02	0.42
45:BG:190:VAL:HG13	45:BG:192:GLN:HG2	2.00	0.42
58:DU:17:VAL:HB	58:DU:63:VAL:HG23	2.01	0.42
80:A6:1334:U:H2'	80:A6:1335:U:H6	1.85	0.42
36:A5:3350:C:H2'	36:A5:3351:U:C2	2.53	0.42
36:A1:726:G:C8	36:A1:726:G:C5'	3.03	0.42

Continued on next page...

Continued from previous page...

Atom-1	Atom-2	Interatomic distance (Å)	Clash overlap (Å)
61:DX:135:ILE:HD13	61:DX:135:ILE:C	2.39	0.42
1:A2:1365:C:H5"	18:AQ:28:LEU:CD2	2.49	0.42
4:CC:139:ILE:CD1	4:CC:191:ALA:HB1	2.49	0.42
1:A2:1547:A:H5'	20:AS:112:ASP:OD2	2.20	0.42
80:A6:1391:A:C4	80:A6:1392:U:C5	3.08	0.42
36:A1:1506:A:C2	36:A1:1513:G:C2	3.08	0.42
1:A2:814:A:C5	1:A2:816:G:C8	3.07	0.42
24:AW:111:MET:HE1	24:AW:121:VAL:HG23	2.00	0.42
36:A1:2209:U:OP2	36:A1:2209:U:C6	2.72	0.42
36:A1:1610:G:H2'	36:A1:1611:G:O4'	2.19	0.42
1:A2:505:A:H2'	1:A2:506:A:OP1	2.19	0.42
58:DU:36:TYR:O	58:DU:40:HIS:CD2	2.72	0.42
36:A1:3328:G:C2	36:A1:3379:C:C2	3.07	0.42
36:A5:2882:U:H2'	36:A5:2883:U:C6	2.54	0.42
36:A1:1528:G:H2'	36:A1:1529:A:O4'	2.19	0.42
17:AP:72:LYS:HA	17:AP:73:PRO:HD3	1.91	0.42
17:AP:78:THR:OG1	17:AP:79:HIS:N	2.52	0.42
15:CN:71:ILE:HG22	15:CN:75:LEU:HD11	2.02	0.42
36:A5:1690:C:H2'	36:A5:1691:U:O4'	2.20	0.42
36:A1:3329:U:H5"	40:BB:308:MET:HE3	2.01	0.42
62:BY:125:LYS:O	62:BY:126:LEU:HG	2.18	0.42
80:A6:1504:G:H2'	80:A6:1505:A:C8	2.54	0.42
86:A5:3493:OHX:N4	51:DN:204:LYS:O	2.53	0.42
62:BY:95:VAL:HA	62:BY:96:PRO:HD3	1.90	0.42
6:CE:105:VAL:HG11	6:CE:245:LYS:N	2.34	0.42
41:BC:41:SER:O	41:BC:44:LYS:HB2	2.18	0.42
11:AJ:127:VAL:HG12	11:AJ:131:GLN:NE2	2.35	0.42
56:BS:75:PHE:HB2	56:BS:94:ILE:O	2.20	0.42
36:A1:1148:G:O6	86:A1:3729:OHX:N6	2.52	0.42
13:AL:127:GLN:HG3	13:AL:137:PHE:CZ	2.54	0.42
48:BJ:145:LYS:HE2	48:BJ:145:LYS:HB2	1.54	0.42
61:BX:109:LYS:HB2	61:BX:109:LYS:HE2	1.32	0.42
80:A6:1398:U:H5"	80:A6:1398:U:O2	2.20	0.42
1:A2:719:U:O2	1:A2:719:U:H2'	2.18	0.42
36:A5:2910:A:H8	36:A5:2910:A:H5"	1.85	0.42
36:A5:2935:U:O2	36:A5:2935:U:H2'	2.19	0.42
50:BM:60:LEU:HA	50:BM:60:LEU:HD23	1.84	0.42
80:A6:733:A:H2'	80:A6:734:A:O4'	2.20	0.42
36:A1:845:G:O6	86:A1:3465:OHX:N3	2.53	0.42
80:A6:463:U:H2'	80:A6:464:A:C8	2.54	0.42
36:A1:2387:A:OP2	86:A1:3570:OHX:N1	2.53	0.42

Continued on next page...

Continued from previous page...

Atom-1	Atom-2	Interatomic distance (Å)	Clash overlap (Å)
80:A6:1003:A:H4'	80:A6:1004:U:O5'	2.20	0.42
55:BR:104:ARG:HD3	55:BR:104:ARG:H	1.83	0.42
80:A6:485:A:N6	80:A6:486:G:N3	2.67	0.42
20:CS:145:ARG:HB3	20:CS:146:ALA:H	1.57	0.42
36:A1:817:A:P	86:A1:3800:OHX:N3	2.92	0.42
80:A6:845:G:H2'	80:A6:846:G:C8	2.52	0.42
1:A2:959:U:OP2	15:AN:14:SER:HA	2.20	0.42
2:AA:52:LYS:CD	23:AV:82:VAL:HA	2.47	0.42
7:CF:94:THR:O	7:CF:97:LEU:HB2	2.20	0.42
80:A6:677:G:C4'	80:A6:678:A:H5'	2.47	0.42
36:A5:3174:A:H2'	36:A5:3175:U:H5'	2.01	0.42
18:AQ:53:LEU:HD23	18:AQ:53:LEU:N	2.35	0.42
86:A1:3496:OHX:N1	86:A1:3650:OHX:N6	2.68	0.42
1:A2:1102:G:OP2	25:AX:7:ARG:NH1	2.52	0.42
36:A1:2779:A:H8	36:A1:2779:A:H5'	1.85	0.42
80:A6:75:U:O2'	80:A6:76:A:O4'	2.37	0.42
11:CJ:162:SER:HA	11:CJ:163:PRO:HD2	1.59	0.42
86:A7:202:OHX:N6	86:A7:212:OHX:N4	2.67	0.42
86:A5:3465:OHX:N5	86:A5:3810:OHX:N1	2.66	0.42
86:A1:3690:OHX:N5	86:A1:3790:OHX:N1	2.67	0.42
1:A2:73:U:C2	1:A2:74:U:O2	2.73	0.42
36:A1:3202:G:O6	86:A1:3762:OHX:N1	2.53	0.42
80:A6:1429:G:C1'	22:CU:74:GLU:HG2	2.49	0.42
41:DC:52:VAL:HG13	41:DC:53:SER:O	2.19	0.42
36:A1:2947:G:N3	40:BB:250:ALA:HB1	2.35	0.42
80:A6:761:G:O6	86:A6:1940:OHX:N1	2.53	0.42
36:A5:3294:A:H2'	36:A5:3295:A:O4'	2.20	0.42
40:BB:3:HIS:O	40:BB:4:ARG:C	2.57	0.42
23:CV:74:GLN:OE1	23:CV:82:VAL:N	2.49	0.42
57:DT:54:HIS:CG	57:DT:55:LYS:N	2.87	0.42
36:A5:1242:G:N2	86:A5:3622:OHX:N4	2.68	0.42
36:A5:892:U:H2'	36:A5:893:C:H5'	1.99	0.42
80:A6:169:A:OP2	8:CG:137:ARG:NH2	2.52	0.42
22:CU:20:ILE:HD12	22:CU:100:VAL:HG21	2.01	0.42
13:AL:3:THR:CG2	13:AL:82:ARG:HH21	2.32	0.42
16:AO:38:THR:O	16:AO:39:ILE:HG23	2.19	0.42
17:AP:18:ARG:O	20:AS:95:GLY:HA3	2.20	0.42
80:A6:834:G:HO2'	80:A6:835:U:P	2.43	0.42
14:AM:66:VAL:HB	14:AM:67:THR:H	1.51	0.42
27:CZ:47:TYR:O	27:CZ:51:LEU:HD12	2.19	0.42
1:A2:1002:G:C2'	1:A2:1003:A:H5'	2.48	0.42

Continued on next page...

Continued from previous page...

Atom-1	Atom-2	Interatomic distance (Å)	Clash overlap (Å)
36:A1:243:G:H2'	36:A1:244:G:O4'	2.20	0.42
2:CA:142:PRO:HG3	23:CV:32:VAL:HG13	2.02	0.42
86:A5:3579:OHX:N4	86:A5:3588:OHX:N1	2.67	0.42
37:A3:19:C:H2'	37:A3:20:A:C8	2.54	0.42
20:CS:29:VAL:HG21	20:CS:54:LEU:HD23	2.00	0.42
21:CT:27:LYS:H	21:CT:27:LYS:HG3	1.69	0.42
86:A5:3548:OHX:N5	86:A5:3595:OHX:N2	2.68	0.42
10:AI:87:ASN:HB3	10:AI:90:LEU:HD12	2.02	0.42
47:BI:208:ASN:CB	47:BI:211:ARG:HD2	2.50	0.42
59:DV:45:ARG:HD3	59:DV:45:ARG:HA	1.81	0.42
36:A5:1246:G:O2'	36:A5:1264:G:OP2	2.31	0.42
80:A6:1475:A:H2'	80:A6:1476:C:C6	2.55	0.42
36:A5:2840:C:H2'	36:A5:2841:G:O4'	2.20	0.42
5:AD:138:VAL:O	5:AD:149:ALA:HA	2.20	0.42
36:A5:2146:C:OP1	39:DA:200:ARG:NH1	2.49	0.42
36:A5:2985:C:H2'	36:A5:2986:U:C6	2.55	0.42
16:AO:129:LYS:HG3	16:AO:130:GLY:N	2.35	0.42
36:A1:1445:U:H5''	36:A1:1446:A:OP2	2.20	0.42
36:A1:1247:U:H2'	36:A1:1268:G:O6	2.19	0.42
45:BG:118:GLU:C	45:BG:120:LYS:H	2.22	0.42
44:BF:137:GLY:HA3	44:BF:236:ILE:HB	2.02	0.42
36:A1:537:A:C2	36:A1:557:A:C4	3.08	0.42
43:BE:152:THR:HA	43:BE:153:PRO:HD3	1.96	0.42
1:A2:36:C:H2'	1:A2:37:U:O4'	2.20	0.42
4:AC:137:ILE:HG12	4:AC:138:PRO:HD2	2.01	0.42
26:AY:14:SER:CB	26:AY:21:LYS:HE3	2.49	0.42
55:DR:110:ARG:O	55:DR:110:ARG:HG2	2.19	0.42
50:DM:24:LYS:HE2	50:DM:24:LYS:HB2	1.78	0.42
41:DC:215:ILE:HA	41:DC:215:ILE:HD12	1.85	0.42
39:DA:180:LEU:HD23	39:DA:180:LEU:HA	1.79	0.42
24:AW:43:LYS:HG3	24:AW:43:LYS:O	2.18	0.42
43:BE:5:LYS:O	43:BE:6:ALA:CB	2.67	0.42
24:CW:23:ARG:HH11	24:CW:66:ASN:HA	1.85	0.42
6:AE:87:MET:SD	6:AE:123:LEU:HB2	2.60	0.42
16:CO:31:THR:OG1	16:CO:35:GLY:HA2	2.20	0.42
48:DJ:13:LYS:CE	48:DJ:132:ASN:HD21	2.32	0.42
3:AB:97:LEU:HD12	3:AB:232:HIS:NE2	2.35	0.42
47:BI:216:TYR:CD1	86:BI:303:OHX:N5	2.87	0.42
42:BD:294:ALA:HB1	47:BI:217:PHE:CB	2.50	0.42
36:A1:1560:G:C2'	36:A1:1561:G:H5'	2.49	0.42
44:BF:158:LYS:HG2	44:BF:159:GLN:N	2.34	0.42

Continued on next page...

Continued from previous page...

Atom-1	Atom-2	Interatomic distance (Å)	Clash overlap (Å)
80:A6:845:G:N7	86:A6:1922:OHX:N4	2.68	0.42
44:BF:60:ARG:CZ	53:BP:172:GLN:OE1	71.76	0.42
8:AG:1:MET:CE	8:AG:106:LEU:HB2	2.50	0.42
8:AG:63:MET:HE2	8:AG:106:LEU:CD2	2.49	0.42
82:DK:126:UNK:O	82:DK:127:UNK:C	2.68	0.42
24:AW:30:SER:HB2	24:AW:61:ILE:CD1	2.50	0.42
1:A2:71:A:C2	1:A2:72:A:C2	3.08	0.42
1:A2:74:U:O2'	1:A2:75:U:H5'	2.20	0.42
17:CP:77:ARG:HB3	17:CP:102:PHE:CE1	2.55	0.42
52:BO:24[A]:ALA:O	52:BO:27[A]:LEU:HB2	2.19	0.42
2:AA:167:LYS:HB3	2:AA:168:HIS:H	1.50	0.42
13:AL:6:THR:OG1	13:AL:7:VAL:N	2.52	0.42
36:A1:1231:A:H2	36:A1:1278:A:N7	2.18	0.42
54:BQ:162:ALA:HA	54:BQ:163:PRO:HD2	1.48	0.42
7:AF:94:THR:CB	7:AF:114:ILE:HG13	2.48	0.42
1:A2:685:A:HO2'	1:A2:686:C:P	2.43	0.42
80:A6:367:A:OP1	86:CJ:201:OHX:N3	2.53	0.42
1:A2:1570:A:H2'	1:A2:1571:C:O4'	2.20	0.42
26:CY:35:VAL:HG13	26:CY:36:SER:N	2.35	0.42
36:A1:2572:C:O2'	36:A1:2573:G:O5'	2.37	0.42
1:A2:926:A:OP1	1:A2:1016:C:O2'	2.22	0.42
42:DD:211:LEU:HD13	42:DD:219:PHE:CA	2.46	0.42
49:DL:59:ARG:O	49:DL:59:ARG:HG3	2.18	0.42
86:A2:1922:OHX:N6	86:A2:1978:OHX:N6	2.68	0.42
36:A5:2971:A:H4'	36:A5:2972:G:OP2	2.20	0.42
36:A5:567:G:H2'	36:A5:568:G:C8	2.55	0.42
36:A1:929:A:H2'	36:A1:930:U:H6	1.83	0.42
1:A2:1480:G:H4'	21:AT:11:ALA:CB	2.49	0.42
6:AE:106:LYS:HG3	6:AE:108:ARG:NH1	2.34	0.42
9:AH:117:THR:HG23	9:AH:120:ALA:H	1.84	0.42
59:DV:87:ARG:HH12	59:DV:137:VAL:HG11	1.85	0.42
50:BM:17:VAL:HG21	50:BM:74:ARG:HB2	2.02	0.42
36:A5:600:G:H5'	36:A5:601:U:OP2	2.20	0.42
36:A1:612:U:H2'	36:A1:613:G:C8	2.55	0.42
24:AW:23:ARG:HD2	24:AW:23:ARG:HA	1.80	0.42
11:AJ:143:ILE:HA	11:AJ:144:PRO:HD3	1.84	0.42
10:CI:110:ARG:HG3	10:CI:121:LEU:HD23	2.01	0.42
40:BB:256:HIS:HA	40:BB:257:PRO:C	2.40	0.42
36:A5:535:G:P	56:DS:146:LYS:HE2	2.60	0.42
3:CB:70:LEU:HB3	3:CB:79:HIS:HB3	2.01	0.42
48:DJ:21:ILE:HG13	48:DJ:37:LEU:HD11	2.01	0.42

Continued on next page...

Continued from previous page...

Atom-1	Atom-2	Interatomic distance (Å)	Clash overlap (Å)
1:A2:978:A:H2'	1:A2:979:A:O4'	2.19	0.42
16:CO:16:VAL:HG21	16:CO:18:ARG:HH22	1.85	0.42
86:A6:1956:OHX:N4	86:A6:2058:OHX:N6	2.68	0.42
48:BJ:54:VAL:HG11	48:BJ:57:PHE:CG	2.55	0.42
80:A6:38:C:H2'	80:A6:39:A:H5'	2.01	0.42
36:A1:761:A:C2	36:A1:771:A:H1'	2.55	0.42
62:DY:102:SER:O	62:DY:103:LYS:HD3	2.20	0.42
5:CD:22:ASN:O	5:CD:26:THR:OG1	2.32	0.42
86:A1:3608:OHX:N3	86:A1:3739:OHX:N1	2.67	0.42
23:AV:3:ASN:OD1	23:AV:7:GLN:HB2	2.20	0.42
80:A6:1563:C:OP1	21:CT:84:LYS:HE3	2.19	0.42
36:A1:3027:A:H2'	36:A1:3028:G:O4'	2.19	0.42
36:A1:402:A:C6	53:BP:21:TYR:CE2	3.08	0.42
40:DB:308:MET:HE2	40:DB:372:THR:C	2.40	0.42
44:BF:83:LEU:HD21	44:BF:116:PHE:HB3	2.01	0.42
36:A1:2660:G:O3'	36:A1:2749:G:N2	2.52	0.42
42:DD:63:GLN:HB3	42:DD:65:ILE:HD11	2.01	0.42
9:AH:75:THR:OG1	9:AH:76:LYS:N	2.52	0.42
36:A1:816:A:H1'	36:A1:819:U:O4	2.18	0.42
60:DW:97:LYS:O	60:DW:100:VAL:HG23	2.18	0.42
1:A2:805:U:H2'	1:A2:806:A:H5''	2.02	0.42
45:BG:72:PRO:HA	45:BG:73:PRO:HD3	1.81	0.42
80:A6:65:A:H2	80:A6:84:A:H62	1.68	0.42
80:A6:95:G:C6	80:A6:96:G:C4	3.08	0.42
80:A6:978:A:H2'	80:A6:979:A:O4'	2.20	0.42
51:DN:78:GLY:HA2	51:DN:89:VAL:HG21	2.02	0.42
37:A3:32:U:H4'	37:A3:33:U:OP1	2.20	0.42
37:A3:22:A:H1'	42:BD:272:TYR:CZ	2.54	0.42
80:A6:613:G:H4'	80:A6:614:C:OP1	2.20	0.42
80:A6:525:A:C6	80:A6:526:A:C6	3.08	0.42
36:A5:815:G:C6	36:A5:906:A:C4	3.08	0.42
80:A6:909:U:H6	80:A6:909:U:O5'	2.02	0.42
13:CL:86:ILE:HD13	13:CL:86:ILE:HG21	1.57	0.42
19:CR:19:ARG:HG2	19:CR:19:ARG:H	1.47	0.42
1:A2:811:A:H8	1:A2:811:A:H2'	1.73	0.42
56:BS:50:LYS:HD3	56:BS:50:LYS:HA	1.82	0.42
52:BO:156[A]:LEU:HA	52:BO:156[A]:LEU:HD23	1.86	0.42
5:AD:74:GLN:OE1	5:AD:81:PRO:HA	2.20	0.42
21:CT:64:HIS:CE1	21:CT:79:LEU:HD22	2.55	0.42
54:DQ:90:ASP:O	54:DQ:92:ARG:N	2.53	0.42
36:A5:2314:U:OP2	36:A5:2314:U:H4'	2.20	0.42

Continued on next page...

Continued from previous page...

Atom-1	Atom-2	Interatomic distance (Å)	Clash overlap (Å)
86:A2:2017:OHX:N4	86:A2:2076:OHX:N1	2.68	0.42
40:BB:77:THR:CG2	40:BB:327:CYS:HA	2.50	0.42
36:A1:2544:U:H2'	36:A1:2545:C:C6	2.55	0.42
80:A6:1181:U:H5	86:CP:202:OHX:N3	2.18	0.42
40:BB:265:ALA:C	40:BB:266:ARG:HG2	2.41	0.42
2:AA:69:ASN:HB3	2:AA:71:GLU:OE1	2.19	0.42
36:A5:851:C:C5'	36:A5:851:C:H6	2.25	0.42
9:AH:159:VAL:HG23	9:AH:163:ASP:OD1	2.20	0.42
1:A2:40:A:H2'	1:A2:41:A:O4'	2.19	0.42
1:A2:1346:A:H8	1:A2:1370:U:O2	2.03	0.42
36:A5:3047:U:H5'	40:DB:329:PRO:HA	2.02	0.42
80:A6:660:N:C2'	80:A6:661:N:H4'	2.45	0.42
59:DV:125:LEU:HA	59:DV:125:LEU:HD12	1.84	0.42
80:A6:478:A:C2	80:A6:511:A:C2	3.08	0.42
36:A5:2397:A:C2	36:A5:2873:U:H5'	2.55	0.42
2:AA:185:ARG:HB2	23:AV:45:ALA:CB	2.47	0.42
80:A6:79:C:H4'	8:CG:173:PRO:O	2.20	0.42
3:AB:137:ILE:HG22	3:AB:215:VAL:CG2	2.50	0.42
40:BB:188:ILE:N	40:BB:188:ILE:CD1	2.83	0.42
36:A1:2615:G:H2'	36:A1:2616:C:C6	2.55	0.42
86:A2:1987:OHX:N1	86:A2:2068:OHX:N5	2.68	0.42
36:A5:2101:C:O2'	36:A5:2102:U:P	2.78	0.42
52:BO:54[B]:TYR:CE2	52:BO:58[B]:LEU:HD22	2.54	0.42
36:A1:830:A:H2'	36:A1:831:G:O4'	2.20	0.42
42:BD:179:ARG:HA	42:BD:179:ARG:HD3	1.89	0.42
14:AM:28:LEU:HD22	14:AM:32:LEU:HG	2.02	0.42
25:AX:69:ARG:NH1	25:AX:116:ASP:OD1	2.52	0.42
36:A5:2947:G:C2	40:DB:250:ALA:HB1	2.55	0.42
52:DO:15[B]:LEU:HD21	52:DO:125[B]:ARG:HG3	2.00	0.42
36:A1:259:C:H2'	36:A1:260:C:C6	2.55	0.42
1:A2:425:A:C5'	1:A2:425:A:H8	2.32	0.42
63:BZ:52:LYS:O	63:BZ:65:ARG:NH1	2.53	0.42
36:A1:174:C:H2'	36:A1:175:C:H6	1.85	0.42
36:A1:1340:G:H2'	36:A1:1341:U:C6	2.54	0.42
42:DD:124:GLU:O	42:DD:125:VAL:HB	2.20	0.42
12:CK:30:ALA:O	12:CK:31:LYS:HB2	2.19	0.42
52:BO:36[B]:VAL:HB	52:BO:108[B]:ILE:HG12	2.02	0.42
24:CW:50:PHE:HB3	24:CW:63:VAL:HG22	2.00	0.42
36:A5:1760:A:H5'	36:A5:1761:C:OP2	2.19	0.42
24:CW:106:THR:HG22	24:CW:122:SER:C	2.39	0.42
49:DL:109:PHE:O	49:DL:113:VAL:HG23	2.20	0.42

Continued on next page...

Continued from previous page...

Atom-1	Atom-2	Interatomic distance (Å)	Clash overlap (Å)
1:A2:1162:C:H5''	1:A2:1163:A:OP2	2.20	0.42
36:A1:1039:U:H2'	36:A1:1040:A:C8	2.54	0.42
6:AE:156:VAL:O	6:AE:157:ASN:HB2	2.20	0.42
36:A1:2664:C:OP2	48:BJ:142:LYS:NZ	2.53	0.42
36:A5:1887:A:OP1	86:A5:3628:OHX:N6	2.53	0.42
55:BR:115:ILE:HG12	55:BR:119:LEU:HD23	2.02	0.42
36:A1:3163:A:C6	36:A1:3288:G:N1	2.88	0.42
10:AI:147:ALA:H	10:AI:149:SER:HB3	1.84	0.42
62:DY:75:ARG:O	62:DY:77:LYS:N	2.53	0.42
80:A6:350:U:H5''	80:A6:352:A:C5'	2.50	0.42
45:DG:239:GLY:O	45:DG:240:ASN:C	2.58	0.42
58:BU:10:LYS:HA	58:BU:10:LYS:HE2	2.02	0.42
55:BR:68:GLN:HA	55:BR:68:GLN:OE1	2.19	0.42
36:A5:2827:U:H2'	36:A5:2827:U:O2	2.20	0.42
8:CG:14:LYS:HD3	8:CG:16:PHE:CZ	2.54	0.42
22:AU:96:PRO:HG2	22:AU:99:ILE:HG22	2.02	0.42
82:DK:105:UNK:HA	82:DK:142:UNK:O	2.19	0.42
1:A2:1686:C:C4	1:A2:1687:U:C5	3.08	0.42
36:A1:3276:G:N1	44:BF:60:ARG:NH2	67.14	0.42
80:A6:1227:A:HO2'	80:A6:1228:G:P	2.26	0.42
1:A2:1720:G:O6	86:A2:1961:OHX:N5	2.52	0.42
7:AF:69:PHE:CD2	18:AQ:50:GLU:HG2	2.54	0.42
40:DB:169:THR:CG2	40:DB:171:LEU:HG	2.49	0.42
41:DC:301:PRO:C	54:DQ:39:ARG:HH12	2.23	0.42
36:A5:248:U:H2'	36:A5:248:U:O2	2.20	0.42
1:A2:68:A:H3'	1:A2:68:A:H8	1.84	0.42
80:A6:769:A:OP1	86:A6:1993:OHX:N6	2.53	0.42
40:DB:186:GLY:O	40:DB:190:GLU:HB2	2.19	0.42
80:A6:1699:N:O4'	80:A6:1699:N:P	2.78	0.42
86:A1:3565:OHX:N6	86:A1:3603:OHX:N2	2.67	0.42
1:A2:1490:C:P	1:A2:1490:C:O4'	2.78	0.42
5:AD:5:ILE:CG2	5:AD:9:ARG:HB3	2.50	0.42
7:CF:117:THR:HG22	7:CF:121:ILE:CD1	2.49	0.42
59:DV:125:LEU:HB3	59:DV:126:TRP:CD1	2.55	0.42
36:A1:2585:G:C2	38:A4:151:C:H5	2.38	0.42
86:A6:2010:OHX:N5	86:A6:2069:OHX:N3	2.68	0.42
59:BV:79:VAL:HG22	59:BV:99:ALA:O	2.20	0.42
36:A1:1236:G:H21	36:A1:1245:A:H5''	1.85	0.42
51:BN:186:GLY:O	51:BN:190:THR:HG22	2.19	0.42
36:A1:2880:U:O2	40:BB:250:ALA:HB3	2.20	0.42
11:AJ:49:LEU:HD22	11:AJ:53:ARG:HG3	2.01	0.42

Continued on next page...

Continued from previous page...

Atom-1	Atom-2	Interatomic distance (Å)	Clash overlap (Å)
80:A6:813:U:O2	80:A6:813:U:H2'	2.19	0.42
36:A5:2586:G:C5	45:DG:241:LYS:HB2	2.54	0.42
52:DO:180[A]:SER:O	52:DO:183[A]:ALA:N	2.40	0.42
1:A2:1535:U:H1'	1:A2:1536:G:C2	2.55	0.42
3:AB:140:ILE:O	3:AB:210:ILE:HA	2.20	0.42
36:A5:291:C:OP1	51:DN:68:ARG:HD2	2.20	0.42
12:AK:14:TYR:C	12:AK:14:TYR:CD2	2.93	0.42
86:A2:1997:OHX:N2	86:AL:201:OHX:N4	2.68	0.42
6:CE:117:GLU:C	6:CE:119:ALA:N	2.73	0.42
9:CH:31:SER:O	9:CH:35:LYS:HB3	2.19	0.42
61:BX:135:ILE:O	61:BX:135:ILE:HD13	2.20	0.42
36:A5:2896:A:C5'	36:A5:2896:A:H8	2.32	0.42
86:A5:3581:OHX:N1	86:A5:3815:OHX:N2	2.68	0.42
36:A5:3078:U:H6	86:A5:3728:OHX:N1	2.18	0.42
1:A2:218:A:HO2'	1:A2:219:A:P	2.39	0.42
36:A1:2296:A:H2	36:A1:2918:G:N3	2.18	0.42
21:AT:9:VAL:CG1	21:AT:14:PHE:HB2	2.48	0.42
86:A5:3617:OHX:N5	86:A5:3743:OHX:N2	2.68	0.42
57:BT:102:ARG:HG2	57:BT:102:ARG:HH11	1.85	0.42
36:A1:745:C:H5''	54:BQ:145:ASN:ND2	2.33	0.42
80:A6:225:A:N1	80:A6:226:A:N6	2.68	0.42
41:DC:80:GLY:HA2	41:DC:85:SER:OG	2.20	0.42
36:A1:2539:C:H4'	36:A1:2540:A:OP2	2.19	0.42
36:A5:2308:C:O2	86:A5:3816:OHX:N1	2.52	0.42
19:AR:107:SER:HA	19:AR:110:VAL:HG23	2.01	0.42
26:AY:105:ARG:O	26:AY:109:LYS:HG3	2.20	0.42
80:A6:918:U:H2'	80:A6:919:A:C8	2.53	0.42
53:BP:127:ARG:CB	53:BP:127:ARG:HH11	2.33	0.42
36:A1:373:A:H62	36:A1:396:A:H62	1.67	0.42
15:CN:49:GLN:HE21	15:CN:49:GLN:HB3	1.70	0.42
86:BI:301:OHX:N3	86:BI:302:OHX:N5	2.67	0.42
86:BI:301:OHX:N4	86:BI:302:OHX:N2	2.67	0.42
86:A1:3601:OHX:N6	86:A1:3725:OHX:N5	2.68	0.42
86:A2:2021:OHX:N3	86:A2:2066:OHX:N4	2.68	0.42
18:CQ:48:VAL:CG2	18:CQ:81:ILE:HG13	2.50	0.42
19:CR:14:LYS:HG3	19:CR:69:ILE:CG2	2.50	0.42
47:BI:23:ASN:O	47:BI:24:ARG:HB2	2.19	0.42
36:A1:1252:A:H2'	36:A1:1253:U:C5	2.54	0.42
1:A2:1344:A:H4'	1:A2:1345:A:OP1	2.19	0.42
80:A6:722:G:N3	80:A6:723:G:C8	2.88	0.42
80:A6:304:U:H2'	80:A6:305:C:C6	2.55	0.42

Continued on next page...

Continued from previous page...

Atom-1	Atom-2	Interatomic distance (Å)	Clash overlap (Å)
36:A1:2873:U:H5	36:A1:2941:A:H2	1.68	0.42
36:A1:2856:G:H2'	36:A1:2857:C:C6	2.55	0.42
4:AC:130:ILE:O	4:AC:134:LEU:HD22	2.19	0.42
8:CG:71:THR:HG22	8:CG:72:ARG:H	1.84	0.42
40:DB:346:THR:O	40:DB:348:ARG:N	2.53	0.42
44:DF:73:GLY:O	57:DT:143:THR:HB	2.20	0.42
41:BC:279:HIS:HB3	41:BC:281:ILE:O	2.19	0.42
80:A6:1527:C:H5'	7:CF:106:LYS:HE2	2.01	0.42
36:A1:1864:A:OP1	55:BR:88:ARG:NH1	2.50	0.42
36:A5:1366:A:C2	36:A5:1367:G:C4	3.08	0.42
53:BP:10:ASN:HD22	53:BP:13:LYS:NZ	2.17	0.42
80:A6:1175:U:H2'	80:A6:1176:G:C8	2.55	0.42
53:DP:48:LEU:HA	53:DP:48:LEU:HD23	1.91	0.42
41:BC:179:LEU:HA	41:BC:179:LEU:HD23	1.91	0.42
1:A2:1096:C:O2	1:A2:1096:C:H2'	2.20	0.42
36:A5:2953:U:H5''	36:A5:2954:U:OP2	2.20	0.42
56:DS:40:ARG:HA	56:DS:40:ARG:HD2	1.55	0.42
36:A5:1719:G:N7	55:DR:121:HIS:HE1	2.18	0.42
36:A5:622:A:O5'	36:A5:622:A:H8	2.03	0.41
17:CP:126:VAL:HG13	17:CP:127:ARG:N	2.34	0.41
46:DH:161:LEU:HD13	46:DH:179:ILE:HG21	2.02	0.41
36:A1:1574:C:N4	36:A1:1575:A:N7	2.68	0.41
47:BI:210:ILE:HG12	47:BI:217:PHE:CE2	2.54	0.41
86:A2:1983:OHX:N5	86:A2:2082:OHX:N6	2.68	0.41
1:A2:143:G:C2	1:A2:173:A:N3	2.88	0.41
3:AB:29:TRP:CZ2	3:AB:45:LYS:HB3	2.55	0.41
36:A1:1191:U:C2	52:BO:48[B]:PHE:CE1	3.07	0.41
14:AM:125:ASN:C	14:AM:127:GLY:H	2.23	0.41
40:DB:147:GLU:CD	40:DB:150:ARG:NH2	2.72	0.41
36:A1:3119:U:H5''	36:A1:3120:C:OP2	2.20	0.41
86:A2:1907:OHX:N5	86:A2:2086:OHX:N4	2.67	0.41
12:AK:72:GLY:O	12:AK:76:LEU:HD22	2.20	0.41
45:BG:91:PHE:CZ	45:BG:185:ARG:HD2	2.55	0.41
51:DN:183:THR:O	51:DN:183:THR:CG2	2.68	0.41
80:A6:767:U:C5	26:CY:64:PHE:CE1	3.08	0.41
36:A5:2207:A:H2'	36:A5:2208:A:O4'	2.19	0.41
80:A6:1601:G:N2	21:CT:88:VAL:HG13	2.34	0.41
86:A2:1997:OHX:N2	86:AL:201:OHX:N1	2.68	0.41
1:A2:1612:U:C2'	1:A2:1613:U:H5'	2.46	0.41
14:CM:63:VAL:HB	14:CM:64:SER:H	1.57	0.41
86:A2:2024:OHX:N1	86:A2:2072:OHX:N3	2.68	0.41

Continued on next page...

Continued from previous page...

Atom-1	Atom-2	Interatomic distance (Å)	Clash overlap (Å)
36:A5:2533:G:N2	36:A5:2546:C:O2	2.53	0.41
1:A2:1337:A:H5'	1:A2:1338:C:OP2	2.20	0.41
36:A5:242:C:H2'	36:A5:243:G:C8	2.55	0.41
1:A2:240:U:H4'	1:A2:241:U:OP2	2.20	0.41
36:A5:1116:G:H4'	36:A5:1117:G:OP2	2.20	0.41
22:AU:28:SER:HB2	22:AU:112:VAL:HA	2.02	0.41
22:AU:34:LEU:HD23	22:AU:112:VAL:HG13	2.02	0.41
4:CC:45:VAL:HG13	4:CC:72:LEU:HD22	2.02	0.41
36:A1:2995:A:H8	36:A1:2995:A:O5'	2.02	0.41
80:A6:1292:G:C6	80:A6:1293:U:C4	3.08	0.41
36:A1:3227:A:H2'	36:A1:3228:C:H5'	2.02	0.41
23:AV:15:ARG:HB3	23:AV:16:LYS:H	1.60	0.41
36:A5:2550:U:H5	39:DA:40:TYR:O	2.03	0.41
36:A5:536:U:H1'	36:A5:559:A:C8	2.55	0.41
41:DC:118:LYS:O	41:DC:122:THR:HG22	2.20	0.41
80:A6:1473:U:O5'	7:CF:190:ILE:HD11	2.20	0.41
52:DO:54[B]:TYR:O	52:DO:57[B]:PHE:HB3	2.20	0.41
41:DC:44:LYS:HB3	41:DC:47:ARG:HH11	1.84	0.41
86:A1:3659:OHX:N3	86:A1:3719:OHX:N6	2.68	0.41
36:A1:743:C:O2	54:BQ:141:ARG:HD2	2.19	0.41
24:AW:111:MET:CE	24:AW:116:ALA:HA	2.50	0.41
41:BC:139:GLY:O	41:BC:140:HIS:HB2	2.20	0.41
13:CL:113:PRO:O	13:CL:114:ALA:HB2	2.19	0.41
54:BQ:71:LEU:HD22	54:BQ:99:THR:HG21	2.02	0.41
80:A6:727:U:H2'	80:A6:728:U:H6	1.85	0.41
2:AA:177:LEU:HD23	2:AA:177:LEU:HA	1.94	0.41
11:CJ:150:LEU:HD12	11:CJ:150:LEU:HA	1.73	0.41
42:BD:4:GLN:CD	42:BD:4:GLN:H	2.24	0.41
36:A1:1062:A:N3	57:BT:130:ARG:NH2	2.62	0.41
1:A2:322:G:OP1	86:A2:1971:OHX:N4	2.53	0.41
6:AE:125:LYS:NZ	6:AE:225:VAL:O	2.41	0.41
62:DY:11:ASP:HB3	62:DY:14:LYS:HG3	2.02	0.41
55:DR:146:LYS:O	55:DR:149:ALA:N	2.53	0.41
10:AI:106:ALA:O	10:AI:109:PHE:N	2.53	0.41
62:DY:33:ALA:HB2	62:DY:101:PRO:HB2	2.02	0.41
11:CJ:178:ALA:HA	11:CJ:181:ALA:HB3	2.02	0.41
38:A4:15:G:C6	38:A4:16:G:N1	2.88	0.41
80:A6:154:G:H4'	8:CG:108:VAL:HG22	2.02	0.41
63:DZ:108:GLU:O	63:DZ:112:LYS:HG3	2.20	0.41
17:CP:13:LYS:HG3	17:CP:13:LYS:H	1.71	0.41
10:AI:195:ARG:HA	10:AI:195:ARG:HD3	1.85	0.41

Continued on next page...

Continued from previous page...

Atom-1	Atom-2	Interatomic distance (Å)	Clash overlap (Å)
59:BV:93:LEU:H	59:BV:93:LEU:HD23	1.85	0.41
7:AF:93:LEU:HD23	7:AF:93:LEU:HA	1.78	0.41
24:CW:126:LEU:HD23	24:CW:126:LEU:HA	1.91	0.41
45:BG:142:LEU:HD23	45:BG:142:LEU:HA	1.79	0.41
10:AI:142:LYS:HG2	10:AI:142:LYS:H	1.65	0.41
49:BL:51:LEU:HD23	49:BL:51:LEU:HA	1.75	0.41
45:BG:33:ASN:O	45:BG:39:ALA:HB3	2.20	0.41
36:A1:2903:A:H2'	36:A1:2904:U:O4'	2.20	0.41
47:BI:169:LYS:NZ	57:BT:159:PHE:H	2.18	0.41
40:BB:76:VAL:HA	40:BB:326:GLY:N	2.36	0.41
1:A2:280:U:HO2'	1:A2:281:G:P	2.33	0.41
47:BI:220:GLN:C	86:BI:304:OHX:N1	2.73	0.41
36:A1:1951:C:H5'	36:A1:1952:G:OP1	2.19	0.41
18:AQ:82:ARG:HH12	18:AQ:114:ARG:HB3	1.84	0.41
18:AQ:46:PHE:O	18:AQ:50:GLU:N	2.50	0.41
80:A6:675:U:H2'	80:A6:676:G:H8	1.83	0.41
36:A1:3242:G:H8	40:BB:154:TYR:CD2	2.38	0.41
36:A1:249:U:H1'	36:A1:250:U:N3	2.35	0.41
2:AA:63:ILE:HG23	23:AV:35:ASN:O	2.21	0.41
1:A2:487:G:C6	1:A2:488:G:C8	3.09	0.41
36:A1:1941:C:O5'	36:A1:1941:C:H6	2.03	0.41
36:A5:594:U:C5'	36:A5:609:G:H1	2.34	0.41
36:A5:2897:A:H5"	50:DM:125:LYS:HD2	93.54	0.41
59:BV:63:LYS:HA	59:BV:63:LYS:HD2	1.99	0.41
36:A5:1403:C:C2	36:A5:1409:G:C2	3.08	0.41
86:A6:1923:OHX:N4	86:A6:1931:OHX:N1	2.68	0.41
45:DG:53:PRO:HD2	45:DG:56:VAL:HG21	2.02	0.41
36:A5:1080:A:P	42:DD:140:ARG:HH21	2.42	0.41
7:CF:89:ILE:HD12	7:CF:90:ILE:H	1.85	0.41
2:CA:190:ASP:C	2:CA:192:THR:N	2.71	0.41
36:A5:735:A:H5"	36:A5:735:A:H8	1.84	0.41
86:A5:3742:OHX:N6	86:A8:212:OHX:N3	2.68	0.41
80:A6:1665:U:C6	80:A6:1665:U:C5'	3.00	0.41
45:BG:54:GLU:O	45:BG:58:VAL:HG23	2.20	0.41
38:A8:154:C:H5"	45:DG:181:LYS:HD3	2.02	0.41
41:BC:268:ALA:O	41:BC:269:SER:HB2	2.20	0.41
36:A5:2442:G:C2	36:A5:2443:A:N7	2.89	0.41
9:CH:155:ASP:CG	9:CH:156:SER:H	2.20	0.41
36:A5:2590:A:C2'	36:A5:2591:A:O5'	2.67	0.41
36:A5:357:A:H1'	41:DC:80:GLY:O	2.20	0.41
36:A1:3126:C:H1'	46:BH:156:GLN:NE2	2.35	0.41

Continued on next page...

Continued from previous page...

Atom-1	Atom-2	Interatomic distance (Å)	Clash overlap (Å)
2:CA:126:PRO:HG2	2:CA:151:SER:HB3	2.02	0.41
9:AH:70:PHE:HD1	9:AH:70:PHE:HA	1.65	0.41
36:A1:1305:U:C2	40:BB:257:PRO:HG3	2.55	0.41
80:A6:393:C:OP2	10:CI:2:GLY:N	2.53	0.41
80:A6:4:C:H2'	80:A6:5:U:C6	2.55	0.41
80:A6:1358:G:H2'	80:A6:1359:C:C6	2.55	0.41
36:A1:2881:C:H2'	36:A1:2882:U:C6	2.55	0.41
1:A2:1133:A:H2'	1:A2:1134:C:O4'	2.19	0.41
86:A1:3520:OHX:N3	86:A1:3717:OHX:N4	2.68	0.41
21:CT:77:ASN:HB3	21:CT:95:ASP:HB3	2.02	0.41
3:AB:96:LEU:O	3:AB:96:LEU:HD23	2.20	0.41
36:A1:2890:A:N1	36:A1:2913:C:N3	2.68	0.41
6:CE:130:GLN:HB3	6:CE:138:TYR:CE2	2.55	0.41
20:CS:112:ASP:O	20:CS:116:LEU:HD22	2.20	0.41
36:A5:1393:A:N3	36:A5:1419:A:O2'	2.50	0.41
4:AC:242:ILE:HG22	4:AC:243:TYR:CE2	2.55	0.41
59:BV:18:PRO:HA	59:BV:51:ALA:HA	2.02	0.41
40:DB:49:TYR:O	40:DB:79:VAL:HG23	2.19	0.41
16:CO:43:THR:OG1	16:CO:46:MET:HG3	2.20	0.41
36:A1:1781:C:H2'	36:A1:1782:U:C6	2.55	0.41
36:A5:3006:A:H2'	36:A5:3007:U:O4'	2.19	0.41
12:AK:7:ASP:HB3	12:AK:37:THR:HG21	2.01	0.41
7:AF:29:ILE:HG21	18:AQ:57:LEU:HD11	2.00	0.41
44:DF:102:VAL:HG12	44:DF:130:ILE:HD12	2.02	0.41
10:AI:157:GLU:O	10:AI:160:PHE:HB2	2.19	0.41
80:A6:1623:C:H2'	80:A6:1624:C:H6	1.84	0.41
36:A5:275:U:H2'	36:A5:276:U:C6	2.54	0.41
53:BP:41:LEU:O	53:BP:41:LEU:HD22	2.20	0.41
12:AK:71:GLU:HG2	12:AK:71:GLU:H	1.46	0.41
56:DS:45:LEU:HA	56:DS:45:LEU:HD22	1.67	0.41
36:A5:1656:A:O2'	86:A5:3706:OHX:N2	2.53	0.41
46:BH:165:CYS:SG	46:BH:179:ILE:HD12	2.61	0.41
36:A1:1310:G:N7	86:A1:3573:OHX:N5	2.67	0.41
36:A5:806:A:O2'	36:A5:807:A:H5'	2.19	0.41
80:A6:485:A:C6	80:A6:486:G:H1'	2.55	0.41
11:CJ:141:VAL:HG11	11:CJ:146:PHE:CD2	2.55	0.41
86:A1:3538:OHX:N6	86:A3:208:OHX:N5	2.69	0.41
6:CE:48:LEU:HA	6:CE:48:LEU:HD12	1.71	0.41
86:A5:3720:OHX:N5	86:A5:3722:OHX:N6	2.68	0.41
36:A1:3129:A:OP2	86:A1:3802:OHX:N6	2.54	0.41
36:A5:1763:U:H3'	36:A5:1764:U:C6	2.56	0.41

Continued on next page...

Continued from previous page...

Atom-1	Atom-2	Interatomic distance (Å)	Clash overlap (Å)
19:AR:23:LYS:O	19:AR:24:LEU:HB2	2.20	0.41
36:A5:1596:C:H2'	36:A5:1597:C:C6	2.55	0.41
1:A2:66:U:O2	8:AG:160:ARG:NE	2.53	0.41
1:A2:68:A:C8	1:A2:68:A:H3'	2.55	0.41
1:A2:190:C:C4	1:A2:196:G:C6	3.09	0.41
45:BG:42:PRO:HD2	45:BG:44:ARG:NH1	2.36	0.41
36:A5:1307:G:OP2	52:DO:59[B]:ARG:NH1	2.52	0.41
45:BG:45:ASN:OD1	61:BX:26:VAL:HG23	2.21	0.41
8:AG:79:LYS:O	8:AG:80:ASN:HB2	2.19	0.41
2:AA:202:TYR:HD2	2:AA:202:TYR:H	1.68	0.41
80:A6:778:G:O6	26:CY:10:ARG:HB3	2.20	0.41
27:AZ:65:LEU:HB3	27:AZ:71:ILE:CD1	2.50	0.41
36:A5:1864:A:H5'	55:DR:88:ARG:HD2	2.02	0.41
9:CH:30:SER:CB	9:CH:34:LEU:HD12	2.50	0.41
3:AB:207:LEU:HB3	3:AB:210:ILE:HD11	2.02	0.41
20:CS:83:ALA:O	20:CS:86:LEU:HB2	2.19	0.41
1:A2:637:C:OP1	24:AW:32:LYS:HG3	2.21	0.41
42:DD:113:LEU:HA	42:DD:113:LEU:HD12	1.68	0.41
86:A2:1973:OHX:N4	86:A2:1988:OHX:N3	2.68	0.41
86:A2:2024:OHX:N1	86:A2:2072:OHX:N4	2.68	0.41
36:A1:839:C:H4'	36:A1:1724:U:H2'	2.02	0.41
36:A5:956:U:H2'	36:A5:957:C:C6	2.55	0.41
82:DK:134:UNK:O	82:DK:136:UNK:N	2.54	0.41
1:A2:694:U:C5	9:AH:96:ARG:O	2.73	0.41
36:A1:1176:C:OP1	52:BO:25[B]:LYS:HE2	2.20	0.41
59:DV:87:ARG:HH22	59:DV:137:VAL:CG2	2.31	0.41
46:BH:4:ILE:HD11	56:BS:148:LEU:HD11	2.03	0.41
18:AQ:22:VAL:HG22	18:AQ:65:ILE:CD1	2.49	0.41
48:BJ:108:GLU:HB2	48:BJ:111:ASP:OD2	2.20	0.41
39:BA:65:ASP:HB3	39:BA:68:LYS:O	2.21	0.41
7:CF:37:GLN:HG2	18:CQ:53:LEU:HD13	2.01	0.41
43:BE:130:ILE:HG21	43:BE:135:VAL:HG23	2.02	0.41
80:A6:1729:C:O2'	10:CI:2:GLY:HA2	2.19	0.41
27:CZ:88:ILE:O	27:CZ:104:ALA:HA	2.19	0.41
36:A1:841:A:OP1	55:BR:125:LYS:HE2	2.20	0.41
36:A5:2799:A:H1'	39:DA:42:ARG:NH2	106.10	0.41
1:A2:1244:A:O2'	1:A2:1245:G:P	2.78	0.41
13:AL:87:ARG:HH21	13:AL:104:HIS:CE1	2.38	0.41
42:BD:94:ASN:OD1	42:BD:97:ALA:N	2.46	0.41
45:DG:71:VAL:CG2	45:DG:76:ALA:HB2	2.50	0.41
54:BQ:57:ILE:HG22	54:BQ:58:ASN:N	2.35	0.41

Continued on next page...

Continued from previous page...

Atom-1	Atom-2	Interatomic distance (Å)	Clash overlap (Å)
86:BI:301:OHX:N3	86:BI:302:OHX:N1	2.68	0.41
9:AH:91:ILE:HD12	9:AH:91:ILE:HA	1.88	0.41
2:AA:160:ILE:HA	2:AA:161:PRO:HD2	1.93	0.41
25:AX:40:SER:HB2	25:AX:41:SER:H	1.59	0.41
22:AU:109:GLU:OE1	22:AU:110:PRO:HD2	2.20	0.41
50:BM:60:LEU:HD13	56:BS:152:LEU:HD11	2.02	0.41
3:CB:226:GLY:HA2	36:A5:2536:A:H4'	2.02	0.41
36:A5:945:C:H2'	36:A5:946:U:C6	2.56	0.41
36:A1:996:A:C2	36:A1:1054:A:C4	3.08	0.41
44:DF:169:ILE:HD13	44:DF:181:ILE:HA	2.01	0.41
8:AG:119:GLN:HG3	8:AG:120:GLU:N	2.35	0.41
50:DM:59:ASN:O	50:DM:62:GLN:HG2	2.21	0.41
52:DO:49[B]:ARG:O	52:DO:52[B]:LEU:HB2	2.21	0.41
36:A5:314:U:H2'	36:A5:315:C:C6	2.55	0.41
6:CE:194:THR:O	6:CE:210:ILE:HG23	2.20	0.41
1:A2:714:G:C6	1:A2:715:U:C2	3.08	0.41
37:A7:110:G:C6	37:A7:111:U:C4	3.08	0.41
22:AU:37:VAL:O	22:AU:41:ILE:HD13	2.21	0.41
3:AB:90:GLU:HG2	3:AB:223:PHE:HZ	1.84	0.41
1:A2:1642:G:O6	86:A2:1901:OHX:N6	2.53	0.41
63:BZ:124:ALA:O	63:BZ:126:LYS:N	2.54	0.41
37:A3:76:A:OP2	86:A3:201:OHX:N5	2.53	0.41
37:A3:85:G:O6	86:A3:202:OHX:N4	2.53	0.41
36:A1:2799:A:H5''	36:A1:2800:G:O5'	2.20	0.41
13:CL:34:TRP:CH2	13:CL:36:LYS:HD3	2.55	0.41
36:A1:601:U:H2'	36:A1:601:U:O2	2.21	0.41
6:AE:92:LEU:HD12	6:AE:92:LEU:HA	1.92	0.41
54:BQ:159:LYS:HB3	54:BQ:159:LYS:HE2	1.89	0.41
36:A5:926:A:H2'	36:A5:927:C:C6	2.54	0.41
47:DI:156:ARG:C	47:DI:158:LYS:H	2.24	0.41
46:DH:166:ARG:O	46:DH:167:VAL:HB	2.20	0.41
36:A1:1623:G:OP2	86:A1:3587:OHX:N1	2.53	0.41
1:A2:279:G:C3'	1:A2:279:G:C8	3.03	0.41
48:DJ:92:ARG:HH11	48:DJ:92:ARG:CG	2.25	0.41
41:BC:148:ILE:HA	41:BC:149:PRO:C	2.39	0.41
36:A1:1026:A:C6	36:A1:1027:A:C6	3.08	0.41
80:A6:1521:G:O2'	80:A6:1523:G:OP2	2.23	0.41
80:A6:1555:A:OP2	17:CP:47:ARG:NH2	2.53	0.41
36:A5:1256:G:O6	36:A5:1261:G:N2	2.54	0.41
80:A6:678:A:H2'	80:A6:679:U:O4'	2.20	0.41
80:A6:788:A:H3'	6:CE:108:ARG:HH22	1.86	0.41

Continued on next page...

Continued from previous page...

Atom-1	Atom-2	Interatomic distance (Å)	Clash overlap (Å)
36:A1:3354:U:H5''	36:A1:3355:U:O5'	2.20	0.41
36:A1:3282:U:H6	36:A1:3282:U:O5'	2.03	0.41
2:AA:63:ILE:HG12	23:AV:36:VAL:HG22	2.01	0.41
1:A2:484:C:O2'	1:A2:485:A:OP1	2.35	0.41
25:AX:73:ARG:NE	25:AX:84:THR:HG22	2.27	0.41
20:AS:27:LYS:HA	20:AS:57:ARG:HE	1.84	0.41
36:A1:916:G:C5'	36:A1:917:A:OP1	2.65	0.41
36:A5:2667:A:H8	36:A5:2667:A:C5'	2.28	0.41
36:A1:1266:G:N2	36:A1:1276:U:H1'	2.35	0.41
58:BU:50:LEU:O	58:BU:52:ASN:N	2.54	0.41
36:A5:2995:A:H8	36:A5:2995:A:O5'	2.03	0.41
39:BA:114:SER:HB2	39:BA:169:ILE:CD1	2.50	0.41
9:AH:99:LEU:HD23	9:AH:100:PRO:HD2	2.02	0.41
36:A5:860:G:C5	39:DA:181:LYS:HB2	2.54	0.41
39:BA:30:ARG:HH22	39:BA:33:ASP:CG	2.24	0.41
1:A2:794:U:H3'	1:A2:794:U:OP2	2.20	0.41
42:BD:279:LYS:HE3	42:BD:282:ARG:NH1	2.36	0.41
42:BD:155:THR:HB	42:BD:179:ARG:HD3	2.01	0.41
42:BD:159:VAL:HG12	42:BD:160:PHE:CD1	2.56	0.41
47:DI:168:SER:HB2	57:DT:160:ILE:C	2.41	0.41
36:A1:339:C:H5'	36:A1:339:C:C6	2.51	0.41
1:A2:568:G:O2'	1:A2:569:C:H5'	2.20	0.41
20:AS:47:CYS:HB3	20:AS:54:LEU:CD1	2.50	0.41
9:CH:166:LEU:O	9:CH:168:SER:N	2.53	0.41
49:BL:144:THR:HB	49:BL:145:PHE:CD2	2.55	0.41
36:A5:243:G:H2'	36:A5:244:G:H8	1.83	0.41
48:BJ:41:SER:C	48:BJ:43:GLN:H	2.24	0.41
54:DQ:161:LYS:N	54:DQ:161:LYS:HD2	2.35	0.41
55:BR:159:ALA:O	55:BR:163:ARG:HD3	2.21	0.41
80:A6:779:U:HO2'	80:A6:780:A:P	2.41	0.41
13:CL:109:VAL:HG21	13:CL:125:VAL:HG11	2.02	0.41
80:A6:577:G:C3'	80:A6:577:G:C8	3.04	0.41
5:CD:110:LEU:HD22	5:CD:178:ARG:HH22	1.85	0.41
1:A2:739:G:O6	86:A2:1976:OHX:N4	2.53	0.41
1:A2:1334:U:H2'	1:A2:1335:U:H6	1.83	0.41
63:DZ:121:ARG:HH11	63:DZ:121:ARG:HG3	1.85	0.41
37:A7:24:A:H2'	37:A7:25:G:O4'	2.21	0.41
36:A5:36:C:C2'	36:A5:37:U:H5'	2.51	0.41
62:BY:60:ARG:HD3	62:BY:60:ARG:HA	1.82	0.41
18:CQ:39:VAL:HG12	18:CQ:41:PRO:HD2	2.02	0.41
36:A5:3158:G:C5	36:A5:3159:C:C5	3.08	0.41

Continued on next page...

Continued from previous page...

Atom-1	Atom-2	Interatomic distance (Å)	Clash overlap (Å)
42:BD:105:ILE:HD13	42:BD:105:ILE:HA	1.81	0.41
51:BN:11:GLN:O	51:BN:14:LYS:HE3	2.21	0.41
36:A1:2298:U:OP1	86:A1:3456:OHX:N1	2.53	0.41
80:A6:115:G:OP1	13:CL:67:ARG:NE	2.49	0.41
49:DL:46:ILE:HD12	49:DL:46:ILE:HG23	1.80	0.41
86:A1:3608:OHX:N4	86:A1:3739:OHX:N2	2.68	0.41
36:A1:3217:C:O2	36:A1:3217:C:H2'	2.20	0.41
50:DM:62:GLN:H	50:DM:62:GLN:HG2	1.78	0.41
5:CD:64:ARG:HG2	5:CD:65:ARG:H	1.85	0.41
36:A1:2642:A:OP2	57:BT:3:LYS:HE3	2.20	0.41
17:AP:68:PRO:HG2	17:AP:71:GLU:OE2	2.21	0.41
2:CA:71:GLU:HG2	2:CA:72:ASP:N	2.35	0.41
56:DS:82:ASP:OD1	56:DS:87:THR:HB	2.20	0.41
5:CD:113:LEU:HB3	5:CD:114:ALA:H	1.54	0.41
1:A2:327:U:O2'	13:AL:10:GLU:HG2	2.21	0.41
22:CU:34:LEU:HD21	22:CU:89:ARG:HD2	2.02	0.41
6:AE:141:THR:O	6:AE:143:ASP:N	2.53	0.41
36:A1:1608:C:H5''	61:BX:111:ASN:ND2	2.36	0.41
46:DH:156:GLN:NE2	46:DH:160:ASP:OD1	2.46	0.41
37:A7:55:A:H2'	37:A7:56:A:O4'	2.20	0.41
38:A4:145:U:H2'	38:A4:146:U:O4'	2.20	0.41
36:A5:1190:A:C8	36:A5:1193:A:H1'	2.55	0.41
80:A6:318:U:O4	86:A6:2019:OHX:N4	2.53	0.41
80:A6:1045:C:OP1	3:CB:153:HIS:HE1	2.01	0.41
1:A2:1182:U:O2	1:A2:1184:A:H8	2.04	0.41
47:BI:61:SER:HB2	47:BI:63:GLU:HG2	2.02	0.41
2:CA:123:VAL:HG11	2:CA:133:ILE:HD11	2.02	0.41
1:A2:773:C:OP1	6:AE:21:ASP:HB2	2.19	0.41
80:A6:1259:U:C2	80:A6:1260:U:C5	3.08	0.41
36:A1:2169:G:O6	86:A1:3455:OHX:N4	2.54	0.41
80:A6:30:G:H2'	80:A6:31:C:C6	2.55	0.41
49:BL:93:ILE:HD13	49:BL:93:ILE:HA	1.66	0.41
36:A1:545:U:H2'	36:A1:545:U:O2	2.21	0.41
6:AE:208:VAL:HG12	6:AE:210:ILE:HD11	2.02	0.41
53:BP:131:ARG:HH11	53:BP:131:ARG:HD3	1.69	0.41
42:DD:92:LEU:HA	42:DD:92:LEU:HD23	1.68	0.41
55:DR:5:ARG:CZ	55:DR:5:ARG:HB2	2.49	0.41
36:A5:748:U:H2'	36:A5:749:C:C6	2.55	0.41
43:BE:175:LYS:HD3	50:BM:111:ALA:O	2.21	0.41
51:DN:28:TRP:O	51:DN:32:GLN:HG2	2.21	0.41
86:A5:3491:OHX:N3	86:A5:3734:OHX:N4	2.68	0.41

Continued on next page...

Continued from previous page...

Atom-1	Atom-2	Interatomic distance (Å)	Clash overlap (Å)
86:A5:3606:OHX:N3	86:A5:3740:OHX:N1	2.68	0.41
47:BI:216:TYR:C	86:BI:303:OHX:N6	2.74	0.41
1:A2:1654:G:H2'	1:A2:1745:G:N2	2.35	0.41
44:BF:60:ARG:HH11	53:BP:169:THR:CG2	70.98	0.41
1:A2:1201:G:H22	1:A2:1600:A:H5'	1.85	0.41
2:AA:35:PRO:HG3	23:AV:87:ARG:HH21	1.85	0.41
80:A6:1097:U:H4'	80:A6:1098:U:C5'	2.50	0.41
36:A5:173:G:N1	36:A5:246:U:C2	2.88	0.41
37:A3:9:C:H2'	37:A3:10:C:H5'	2.02	0.41
44:BF:80:GLN:HB2	57:BT:135:PRO:HB2	2.03	0.41
86:A1:3478:OHX:N6	86:A1:3788:OHX:N5	2.67	0.41
36:A1:3139:A:H2'	36:A1:3140:G:O4'	2.21	0.41
36:A1:3353:G:H4'	36:A1:3354:U:OP2	2.21	0.41
3:AB:72:ASP:OD1	16:AO:114:ARG:HD2	2.20	0.41
61:DX:55:ASN:OD1	61:DX:56:ARG:O	2.39	0.41
80:A6:1541:G:C6	80:A6:1542:G:N1	2.89	0.41
80:A6:540:G:O2'	80:A6:542:A:H5'	2.21	0.41
18:AQ:4:VAL:HG12	18:AQ:5:PRO:HD2	2.03	0.41
45:BG:36:ILE:O	45:BG:38:GLN:HG2	2.21	0.41
36:A5:2568:C:O2'	36:A5:2569:A:O5'	2.28	0.41
36:A5:3288:G:O2'	36:A5:3289:G:P	2.78	0.41
57:DT:68:THR:HG23	57:DT:69:LYS:N	2.35	0.41
86:A5:3538:OHX:N4	86:A5:3759:OHX:N3	2.68	0.41
17:CP:86:VAL:HB	17:CP:87:PRO:HD2	2.02	0.41
2:CA:41:ARG:HD3	19:CR:103:ASP:CB	2.50	0.41
36:A1:1231:A:N1	36:A1:1279:C:N4	2.68	0.41
52:DO:121[A]:PRO:HA	52:DO:124[A]:LEU:HD22	2.02	0.41
41:DC:52:VAL:HB	41:DC:99:MET:CE	2.51	0.41
11:CJ:171:ARG:NE	11:CJ:171:ARG:HA	2.36	0.41
48:BJ:7:ASN:HA	48:BJ:8:PRO:HD3	1.57	0.41
51:BN:184:LYS:H	51:BN:186:GLY:H	1.68	0.41
40:DB:221:THR:HG22	40:DB:272:TYR:N	2.36	0.41
14:CM:71:ILE:O	14:CM:75:VAL:HG23	2.20	0.41
62:DY:50:ILE:HD12	62:DY:70:ILE:HG12	2.02	0.41
20:CS:84:TRP:HA	20:CS:89:GLN:HE22	1.86	0.41
12:AK:50:THR:HB	12:AK:55:VAL:O	2.19	0.41
14:CM:131:ASP:CG	14:CM:132:GLU:H	2.23	0.41
2:AA:198:MET:SD	2:AA:199:PRO:HD2	2.61	0.41
36:A1:291:C:OP1	51:BN:68:ARG:HG2	2.21	0.41
36:A1:2846:U:O4'	36:A1:2846:U:O2	2.37	0.41
3:CB:30:PHE:CD1	3:CB:94:LYS:HA	2.55	0.41

Continued on next page...

Continued from previous page...

Atom-1	Atom-2	Interatomic distance (Å)	Clash overlap (Å)
80:A6:57:G:O6	86:A6:1946:OHX:N6	2.52	0.41
36:A1:1716:U:HO2'	36:A1:1717:U:P	2.43	0.41
42:BD:254:LYS:HA	42:BD:255:PRO:HD2	1.96	0.41
1:A2:284:G:N7	8:AG:188:ARG:NH1	2.68	0.41
2:CA:105:GLY:O	2:CA:108:THR:O	2.38	0.41
18:AQ:127:LYS:HA	18:AQ:134:ALA:HA	2.02	0.41
26:AY:44:LEU:HA	26:AY:47:VAL:CG2	2.51	0.41
36:A1:608:A:C5	43:BE:22:ARG:NH1	2.89	0.41
7:CF:37:GLN:OE1	18:CQ:53:LEU:HD22	2.20	0.41
27:CZ:55:PRO:HG3	27:CZ:88:ILE:HG23	2.02	0.41
17:AP:108:ARG:HD2	17:AP:110:GLU:OE1	2.19	0.41
86:A1:3659:OHX:N1	86:A1:3719:OHX:N2	2.68	0.41
80:A6:1535:U:O2'	80:A6:1536:G:O5'	2.38	0.41
23:CV:5:LYS:O	23:CV:5:LYS:HG2	2.21	0.41
36:A1:1080:A:OP1	42:BD:140:ARG:HB2	2.21	0.41
36:A5:2298:U:C5	36:A5:2921:U:H1'	2.56	0.41
86:A5:3640:OHX:N3	86:A5:3741:OHX:N1	2.69	0.41
52:BO:138[A]:LEU:HD12	52:BO:138[A]:LEU:HA	1.75	0.41
4:AC:230:TRP:CE2	24:AW:68:ARG:HB3	2.55	0.41
46:DH:117:PHE:CZ	46:DH:165:CYS:HB3	2.55	0.41
1:A2:1151:A:H2'	1:A2:1152:A:H8	1.85	0.41
45:BG:73:PRO:HD3	45:BG:233:TRP:CG	2.56	0.41
18:CQ:129:PHE:CE1	22:CU:78:THR:HA	2.55	0.41
36:A1:619:A:H5'	36:A1:620:U:O4'	2.20	0.41
62:BY:58:VAL:HG22	62:BY:104:LEU:CD2	2.50	0.41
80:A6:587:C:H2'	80:A6:588:U:O4'	2.21	0.41
44:DF:121:LYS:HB2	57:DT:133:ALA:HB3	2.03	0.41
6:CE:212:ASP:OD1	6:CE:216:ASN:HB2	2.21	0.41
16:CO:68:ALA:HA	16:CO:71:CYS:HB2	2.03	0.41
1:A2:23:G:O2'	1:A2:368:U:OP1	2.38	0.41
36:A5:1253:U:O2	36:A5:1263:A:H5'	2.21	0.41
10:CI:106:ALA:HB2	10:CI:165:LEU:HG	2.01	0.41
1:A2:1740:A:O2'	1:A2:1741:U:H5'	2.20	0.41
36:A1:2986:U:H2'	36:A1:2987:A:C8	2.56	0.41
1:A2:948:G:H2'	1:A2:949:C:O4'	2.21	0.41
36:A1:2525:G:C8	36:A1:2525:G:H3'	2.56	0.41
36:A1:3055:U:H6	36:A1:3055:U:O5'	2.03	0.41
56:BS:40:ARG:HA	56:BS:40:ARG:HD2	1.47	0.41
17:CP:116:LEU:HD23	17:CP:116:LEU:HA	1.85	0.41
37:A3:56:A:O2'	48:BJ:148:VAL:HG22	2.20	0.41
25:CX:17:VAL:HG23	25:CX:20:ARG:NH2	2.35	0.41

Continued on next page...

Continued from previous page...

Atom-1	Atom-2	Interatomic distance (Å)	Clash overlap (Å)
36:A5:1382:G:OP2	41:DC:188:ARG:NH1	2.46	0.41
6:AE:68:ARG:NH1	6:AE:76:VAL:HG21	2.35	0.41
36:A5:1932:A:H5'	36:A5:1933:A:OP2	2.19	0.41
36:A5:1939:G:C6	36:A5:2110:G:O6	2.74	0.41
1:A2:1479:A:P	21:AT:57:ARG:HH12	2.44	0.41
1:A2:732:G:N1	86:A2:2012:OHX:N3	2.68	0.41
80:A6:823:G:C5	80:A6:850:A:C2	3.08	0.41
80:A6:151:G:H21	8:CG:13:GLN:CD	2.22	0.41
80:A6:680:U:C2	80:A6:682:C:N4	2.89	0.41
36:A5:174:C:H2'	36:A5:175:C:O4'	2.21	0.41
1:A2:1042:G:C6	1:A2:1043:A:N7	2.89	0.41
40:BB:167:ARG:O	86:BB:401:OHX:N4	2.54	0.41
40:BB:153:LYS:HG2	40:BB:154:TYR:CZ	2.55	0.41
86:A5:3659:OHX:N4	86:A5:3712:OHX:N3	2.68	0.41
12:CK:32:HIS:CD2	12:CK:34:GLU:O	2.73	0.41
86:A6:2057:OHX:N6	86:A6:2098:OHX:N4	2.67	0.41
80:A6:713:A:H8	80:A6:713:A:O5'	2.03	0.41
80:A6:1234:A:HO2'	80:A6:1235:C:H6	1.67	0.41
86:A1:3521:OHX:N1	86:A1:3801:OHX:N5	2.68	0.41
36:A1:2585:G:C6	61:BX:24:LEU:HD13	2.56	0.41
62:DY:37:LYS:H	62:DY:37:LYS:HE2	1.85	0.41
36:A5:1449:A:C2	36:A5:2356:A:C4	3.08	0.41
2:AA:13:ASP:O	2:AA:16:LEU:HB2	2.21	0.41
80:A6:138:A:C8	80:A6:142:G:H5'	2.56	0.41
2:CA:41:ARG:CB	2:CA:45:VAL:HG23	2.51	0.41
1:A2:1756[A]:A:OP2	1:A2:1756[A]:A:H8	2.04	0.41
2:CA:64:ILE:HD13	2:CA:122:ILE:HD11	2.03	0.41
46:DH:13:PRO:HG2	46:DH:16:VAL:HG13	2.02	0.41
61:BX:132:ALA:O	61:BX:136:ALA:N	2.52	0.41
49:BL:97:VAL:HG12	49:BL:98:ASP:N	2.36	0.41
6:AE:104:ASP:HB3	6:AE:106:LYS:N	2.33	0.41
44:BF:163:LEU:HA	44:BF:163:LEU:HD23	1.60	0.41
1:A2:81:G:C6	1:A2:82:U:N3	2.88	0.41
38:A4:23:U:C1'	62:BY:17:LYS:HG2	2.51	0.41
1:A2:1172:G:C5	1:A2:1173:C:C4	3.09	0.41
5:CD:164:VAL:HG23	5:CD:168:ILE:HG12	2.02	0.41
7:CF:27:THR:HA	7:CF:28:PRO:HD2	1.74	0.41
13:AL:118:GLN:HG3	13:AL:119:VAL:N	2.35	0.41
36:A1:1470:U:H2'	36:A1:1471:U:C6	2.55	0.41
25:AX:23:ARG:HH11	25:AX:23:ARG:HG3	1.85	0.41
36:A1:871:U:H2'	36:A1:872:U:H6	1.84	0.41

Continued on next page...

Continued from previous page...

Atom-1	Atom-2	Interatomic distance (Å)	Clash overlap (Å)
59:BV:74:MET:HG3	59:BV:102:ILE:HD13	2.01	0.41
48:BJ:27:GLY:O	48:BJ:31:THR:HG23	2.20	0.41
5:AD:195:SER:O	5:AD:196:ARG:HB3	2.20	0.41
48:DJ:151:SER:O	48:DJ:152:HIS:CB	2.68	0.41
11:CJ:27:GLU:OE1	11:CJ:39:LYS:NZ	2.49	0.41
40:DB:360:ASP:OD1	40:DB:361:THR:N	2.52	0.41
39:DA:242:ARG:HG3	39:DA:242:ARG:HH11	1.84	0.41
36:A1:373:A:H62	36:A1:396:A:N6	2.19	0.41
6:CE:181:VAL:O	6:CE:192:ILE:HA	2.21	0.41
43:BE:42:LEU:HD12	43:BE:47:PHE:O	2.20	0.41
43:BE:42:LEU:HD22	43:BE:79:VAL:HG21	2.03	0.41
1:A2:1138:A:H2'	1:A2:1139:A:H8	1.85	0.41
36:A5:289:A:N3	51:DN:93:LYS:HG3	2.36	0.41
41:BC:74:ILE:HD12	41:BC:74:ILE:N	2.35	0.41
37:A3:27:A:OP2	42:BD:57:ASN:HB2	2.19	0.41
21:CT:15:ILE:HD13	21:CT:60:SER:HA	2.02	0.41
15:CN:54:LEU:HD22	15:CN:60:VAL:HG11	2.01	0.41
59:BV:93:LEU:N	59:BV:93:LEU:HD23	2.35	0.41
36:A1:165:A:H2'	36:A1:166:C:O4'	2.21	0.41
36:A1:623:U:H2'	36:A1:624:G:O5'	2.20	0.41
36:A5:1648:A:H2'	36:A5:1649:U:O4'	2.19	0.41
5:CD:134:CYS:SG	5:CD:135:GLU:N	2.93	0.41
17:CP:52:LYS:C	17:CP:54:ALA:H	2.23	0.41
12:AK:11:ILE:HD12	12:AK:42:VAL:HA	2.03	0.41
17:AP:75:PRO:HA	17:AP:93:VAL:HG12	2.03	0.41
36:A1:199:A:C4	36:A1:201:A:C8	3.09	0.41
36:A1:44:U:OP1	51:BN:84:PRO:HG2	2.20	0.41
36:A1:290:G:OP1	51:BN:98:LEU:HD22	2.21	0.41
1:A2:1462:G:N7	20:AS:143:ARG:NH2	2.69	0.41
8:CG:214:LYS:HA	8:CG:217:SER:HB2	2.02	0.41
16:CO:29:HIS:CD2	16:CO:41:ARG:HB2	2.56	0.41
49:BL:54:LEU:HG	49:BL:119:TYR:CD1	2.56	0.41
24:AW:6:VAL:HG13	24:AW:29:PRO:HD2	2.02	0.41
36:A5:729:C:O2'	54:DQ:79:LYS:HE2	2.21	0.41
36:A5:2534:G:OP2	36:A5:2534:G:H8	2.03	0.41
36:A1:2622:C:H2'	36:A1:2623:G:H5'	2.03	0.41
3:CB:40:ASN:N	3:CB:40:ASN:OD1	2.54	0.41
36:A5:2775:U:H2'	36:A5:2776:C:C6	2.56	0.41
40:DB:57:VAL:HG23	40:DB:358:TRP:HE3	1.86	0.41
80:A6:40:A:H2'	80:A6:41:A:O4'	2.21	0.41
23:CV:56:SER:OG	23:CV:59:VAL:HG23	2.20	0.41

Continued on next page...

Continued from previous page...

Atom-1	Atom-2	Interatomic distance (Å)	Clash overlap (Å)
36:A1:3267:A:H2'	43:BE:69:PHE:CE1	2.56	0.41
36:A1:3102:G:O6	86:A1:3439:OHX:N3	2.54	0.41
36:A1:1561:G:N2	36:A1:1578:C:N3	2.68	0.41
86:A1:3604:OHX:N6	86:A1:3816:OHX:N5	2.68	0.41
8:CG:5:ILE:O	8:CG:13:GLN:HA	2.21	0.41
36:A5:726:G:C8	36:A5:726:G:C5'	3.01	0.41
2:AA:162:CYS:HB3	2:AA:163:ASN:H	1.35	0.41
2:CA:24:LEU:O	2:CA:163:ASN:ND2	2.50	0.41
36:A5:1597:C:H5'	36:A5:1696:A:H1'	2.01	0.41
36:A1:2777:G:H5''	36:A1:2778:G:P	2.61	0.41
51:BN:143:ARG:HH11	51:BN:143:ARG:HD2	1.74	0.41
38:A8:135:G:OP1	61:DX:49:LYS:HE3	2.20	0.41
36:A5:1097:G:OP1	57:DT:129:LYS:NZ	2.51	0.41
16:AO:41:ARG:O	16:AO:42:VAL:HG22	2.21	0.41
36:A5:2988:C:P	52:DO:68[A]:ARG:NH1	2.94	0.41
21:AT:49:ASP:O	21:AT:51:GLU:N	2.54	0.41
26:CY:124:ARG:O	26:CY:127:LYS:HB3	2.21	0.41
2:CA:41:ARG:HB2	2:CA:45:VAL:HG23	2.03	0.41
25:CX:33:LEU:HD23	25:CX:33:LEU:HA	1.70	0.41
36:A1:1492:G:N7	49:BL:2:ALA:HB3	68.33	0.41
80:A6:1366:U:O2'	21:CT:7:ARG:HD2	2.20	0.41
1:A2:992:A:H2'	1:A2:993:A:H5'	2.02	0.41
26:CY:34:ASN:HB3	26:CY:35:VAL:H	1.63	0.41
3:CB:180:THR:HG23	3:CB:183:GLN:OE1	2.20	0.41
9:CH:46:ILE:HG23	9:CH:59:ALA:O	2.21	0.41
36:A1:275:U:H2'	36:A1:276:U:C6	2.55	0.41
49:DL:59:ARG:O	49:DL:60:ALA:HB3	2.20	0.41
86:A5:3642:OHX:N4	86:A5:3664:OHX:N1	2.69	0.41
36:A1:1081:U:O5'	86:A1:3746:OHX:N6	2.53	0.41
2:CA:103:THR:HA	2:CA:104:PRO:HD3	1.85	0.41
82:DK:16:UNK:O	82:DK:61:UNK:N	2.54	0.41
40:BB:232:ARG:NH1	40:BB:269:GLN:O	2.53	0.41
40:DB:4:ARG:HG3	40:DB:4:ARG:HH11	1.84	0.41
27:CZ:51:LEU:H	27:CZ:51:LEU:HD12	1.85	0.41
3:CB:113:MET:HE2	3:CB:142:PHE:HE2	1.85	0.41
63:DZ:95:VAL:CG1	63:DZ:110:ALA:HA	2.50	0.41
23:AV:21:ASN:OD1	24:AW:23:ARG:NH2	2.53	0.41
36:A5:3349:C:H2'	36:A5:3350:C:O4'	2.20	0.41
6:AE:121:TYR:HA	6:AE:163:ASP:O	2.21	0.41
1:A2:812:A:OP1	1:A2:814:A:C8	2.73	0.41
36:A5:1821:U:H4'	36:A5:1822:C:OP2	2.21	0.41

Continued on next page...

Continued from previous page...

Atom-1	Atom-2	Interatomic distance (Å)	Clash overlap (Å)
36:A1:2984:C:H2'	36:A1:2985:C:C6	2.56	0.41
36:A5:1622:U:H2'	36:A5:1623:G:O4'	2.20	0.41
36:A1:3193:C:H2'	36:A1:3194:C:O4'	2.20	0.41
36:A5:2191:U:H2'	36:A5:2192:C:O4'	2.20	0.41
26:AY:14:SER:HB3	26:AY:21:LYS:HE3	2.02	0.41
36:A5:2313:A:H4'	36:A5:2314:U:C5'	2.50	0.41
80:A6:29:U:H2'	80:A6:30:G:H8	1.86	0.41
48:DJ:110:ILE:HD13	48:DJ:122:ILE:HD11	2.03	0.41
9:CH:16:LEU:O	9:CH:20:VAL:HG23	2.20	0.41
36:A1:1098:A:OP2	57:BT:129:LYS:HA	2.20	0.41
60:BW:38:SER:O	60:BW:42:GLN:HG3	2.20	0.41
25:CX:102:VAL:HG12	25:CX:127:VAL:HG23	2.03	0.41
59:DV:67:PRO:C	59:DV:69:LEU:H	2.22	0.41
43:BE:136:GLU:O	43:BE:140:VAL:HG23	2.21	0.41
36:A1:2574:G:O2'	36:A1:2575:G:H5'	2.21	0.41
80:A6:1635:A:H5'	80:A6:1638:G:H4'	2.03	0.41
4:CC:244:SER:OG	4:CC:245:ASP:N	2.53	0.41
36:A5:993:G:N3	36:A5:2637:A:H2'	2.36	0.41
54:BQ:131:ALA:N	54:BQ:132:PRO:HD3	2.36	0.41
36:A1:2117:A:H4'	36:A1:3081:C:O4'	2.20	0.41
4:CC:180:ALA:HB2	4:CC:198:THR:HG21	2.01	0.41
54:BQ:178:ARG:HA	54:BQ:178:ARG:HD3	1.66	0.41
36:A5:2222:A:O5'	36:A5:2222:A:H8	2.04	0.41
6:AE:114:ILE:HB	6:AE:118:GLU:OE2	2.20	0.41
48:BJ:139:THR:HG22	48:BJ:147:THR:HA	2.02	0.41
36:A5:2405:C:O2	36:A5:2819:A:N1	2.53	0.41
56:BS:132:THR:O	56:BS:133:ALA:HB3	2.20	0.41
48:BJ:159:THR:O	48:BJ:162:TRP:HB3	2.21	0.41
36:A1:2367:A:H2'	36:A1:2368:A:C8	2.56	0.41
36:A5:531:G:O6	86:A5:3732:OHX:N4	2.53	0.41
36:A1:1554:U:O2'	36:A1:1582:C:H5	2.03	0.41
36:A1:1581:C:C3'	36:A1:1582:C:H5''	2.51	0.41
51:BN:37:HIS:HE1	51:BN:63:ARG:NH1	2.00	0.41
52:DO:157[B]:GLU:O	52:DO:161[B]:LYS:HG3	2.21	0.41
8:AG:85:ARG:HA	8:AG:86:PRO:HD3	1.75	0.41
11:CJ:66:ASP:HB3	11:CJ:69:ARG:HB3	2.02	0.41
36:A1:1191:U:H4'	36:A1:1192:C:H5'	2.02	0.41
17:AP:128:HIS:O	17:AP:130:ARG:HG2	2.20	0.41
80:A6:563:U:C4	80:A6:564:G:C6	3.08	0.41
6:CE:57:ASN:HB2	6:CE:60:GLU:H	1.86	0.41
20:AS:29:VAL:HA	20:AS:32:LEU:HD12	2.03	0.41

Continued on next page...

Continued from previous page...

Atom-1	Atom-2	Interatomic distance (Å)	Clash overlap (Å)
1:A2:499:U:H2'	1:A2:500:C:C6	2.55	0.41
5:AD:66:ILE:O	5:AD:70:THR:HG23	2.20	0.41
80:A6:189:C:O5'	80:A6:189:C:H6	2.03	0.41
80:A6:196:G:C2	80:A6:197:A:H1'	2.55	0.41
80:A6:495:C:H3'	80:A6:496:G:C5'	2.50	0.41
86:A1:3505:OHX:N5	86:A1:3813:OHX:N1	2.69	0.41
40:BB:37:ARG:HA	40:BB:186:GLY:HA2	2.02	0.41
40:BB:116:ARG:HG2	40:BB:175:LYS:CA	2.49	0.41
49:DL:9:ILE:HD12	49:DL:9:ILE:HG23	4.39	0.41
80:A6:747:C:OP1	86:A6:2090:OHX:N3	2.54	0.41
26:AY:94:TYR:CD2	26:AY:96:LEU:HD11	2.55	0.41
21:CT:33:TYR:C	21:CT:35:ASP:H	2.23	0.41
86:A2:1997:OHX:N5	86:AL:201:OHX:N1	2.69	0.41
24:AW:80:ASN:ND2	24:AW:124:LYS:HG2	2.34	0.41
9:AH:51:VAL:HG23	9:AH:53:GLY:N	2.34	0.41
80:A6:1715:G:N1	80:A6:1716:C:C4	2.89	0.41
60:DW:120:LYS:O	60:DW:123:ARG:HB2	2.21	0.41
36:A5:3205:G:H2'	36:A5:3206:C:C5	2.56	0.41
14:AM:131:ASP:OD1	14:AM:132:GLU:N	2.53	0.41
6:CE:121:TYR:CD2	6:CE:161:LYS:HE3	2.56	0.41
41:BC:291:ASN:O	41:BC:292:SER:C	2.59	0.41
38:A8:67:U:H5''	48:DJ:85:LYS:HB2	183.26	0.41
14:AM:55:GLY:HA2	14:AM:85:LYS:CD	2.50	0.41
37:A7:4:U:H2'	37:A7:5:G:C8	2.56	0.41
44:DF:22:THR:HA	44:DF:25:GLN:OE1	2.20	0.41
38:A8:145:U:H2'	38:A8:146:U:H6	1.86	0.41
60:DW:127:LYS:HA	60:DW:130:SER:OG	2.20	0.41
36:A1:372:A:O2'	36:A1:373:A:H5'	2.21	0.41
36:A1:2508:U:H2'	36:A1:2509:U:O4'	2.21	0.41
20:AS:109:LEU:HG	20:AS:113:LEU:CD1	2.50	0.41
57:DT:25:VAL:HG22	57:DT:30:TYR:HE2	1.85	0.41
3:CB:83:LYS:O	3:CB:103:MET:HA	2.20	0.41
46:DH:89:LYS:HG2	46:DH:145:VAL:HG22	2.02	0.41
86:A2:1962:OHX:N3	86:A2:1964:OHX:N1	2.68	0.41
56:BS:1:MET:SD	56:BS:36:ILE:HD13	2.61	0.41
39:BA:206:PRO:HD3	39:BA:213:GLY:CA	2.51	0.41
60:BW:4:GLU:HG2	60:BW:30:ARG:NE	2.34	0.41
26:CY:25:VAL:O	26:CY:70:VAL:HA	2.19	0.41
14:CM:32:LEU:O	14:CM:36:LEU:HD12	2.21	0.41
10:AI:103:GLN:NE2	10:AI:166:TYR:CE1	2.89	0.41
36:A1:694:C:OP2	41:BC:118:LYS:HE2	2.21	0.41

Continued on next page...

Continued from previous page...

Atom-1	Atom-2	Interatomic distance (Å)	Clash overlap (Å)
51:DN:102:ALA:O	51:DN:106:VAL:HG13	2.21	0.41
54:BQ:86:THR:HG22	54:BQ:105:ARG:HB2	2.01	0.41
1:A2:304:U:OP1	13:AL:136:ARG:HD3	2.20	0.41
38:A4:154:C:H2'	38:A4:155:A:O4'	2.21	0.41
36:A5:971:G:H2'	36:A5:972:A:O4'	2.20	0.41
36:A5:973:A:H5''	36:A5:974:G:OP2	2.21	0.41
9:CH:56:LYS:HB2	9:CH:88:ARG:HH11	1.86	0.41
38:A4:5:U:H2'	38:A4:6:U:C6	2.56	0.41
23:CV:13:VAL:HA	23:CV:14:PRO:HD3	1.87	0.41
36:A1:3089:C:H2'	36:A1:3090:U:O4'	2.21	0.41
1:A2:1233:G:OP2	86:A2:2044:OHX:N1	2.54	0.41
20:CS:62:THR:OG1	20:CS:64:GLU:HB2	2.19	0.41
36:A1:953:G:O2'	36:A1:1116:G:H5'	2.21	0.41
40:BB:320:ASP:N	40:BB:320:ASP:OD2	2.43	0.41
51:BN:114:ARG:HD3	51:BN:114:ARG:HA	1.93	0.41
59:DV:128:ARG:CZ	59:DV:128:ARG:HB3	2.51	0.41
2:AA:111:ILE:HA	2:AA:111:ILE:HD12	1.90	0.41
25:AX:28:ASN:OD1	25:AX:28:ASN:N	2.48	0.41
56:BS:129:ILE:HG21	56:BS:129:ILE:HD13	1.90	0.41
60:BW:52:THR:O	60:BW:56:ARG:HG3	2.21	0.41
48:DJ:9:MET:HG3	48:DJ:10:ARG:H	1.86	0.41
86:A2:2017:OHX:N2	86:A2:2037:OHX:N6	2.69	0.41
40:DB:328:ILE:HD13	40:DB:328:ILE:HG21	1.65	0.41
9:CH:62:VAL:HA	9:CH:63:PRO:HD3	1.99	0.41
36:A1:2534:G:N2	36:A1:2546:C:C2	2.89	0.41
52:BO:3[A]:VAL:HG13	52:BO:4[A]:GLU:HG3	2.03	0.41
47:DI:24:ARG:O	47:DI:25:ALA:HB3	2.21	0.41
3:AB:185:THR:HA	3:AB:188:LEU:HD12	2.03	0.41
11:AJ:110:GLN:HE22	11:AJ:126:ARG:CG	2.23	0.41
1:A2:839:U:C2'	1:A2:840:U:H5'	2.47	0.41
80:A6:829:A:HO2'	80:A6:830:U:P	2.44	0.41
43:BE:78:ARG:NH1	43:BE:78:ARG:HG3	2.36	0.41
36:A5:2179:C:H4'	36:A5:2180:G:OP2	2.20	0.41
80:A6:1481:C:H4'	80:A6:1482:C:OP1	2.20	0.41
6:AE:129:VAL:HB	6:AE:139:VAL:HG12	2.03	0.41
36:A1:1834:U:H3'	36:A1:1835:A:H5'	2.03	0.41
1:A2:919:A:H4'	16:AO:35:GLY:HA3	2.03	0.41
52:BO:44[B]:SER:O	52:BO:50[B]:ASN:ND2	2.46	0.41
52:DO:108[A]:ILE:HA	52:DO:109[A]:PRO:HD2	1.90	0.41
2:CA:92:HIS:HB3	2:CA:182:LEU:HD11	2.02	0.41
36:A1:2514:U:H5'	45:BG:68:ARG:HG3	2.03	0.41

Continued on next page...

Continued from previous page...

Atom-1	Atom-2	Interatomic distance (Å)	Clash overlap (Å)
36:A1:637:C:C2'	36:A1:638:C:C6	3.01	0.41
20:CS:36:LYS:O	20:CS:102:ALA:N	2.54	0.41
20:AS:23:ASP:OD1	20:AS:24:GLY:N	2.54	0.41
36:A1:226:C:H2'	36:A1:227:G:O4'	2.21	0.41
8:CG:153:VAL:H	8:CG:153:VAL:HG22	1.54	0.41
36:A5:2749:G:P	42:DD:48:LYS:NZ	2.94	0.41
1:A2:73:U:O2'	1:A2:74:U:C6	2.74	0.41
36:A5:2660:G:H4'	36:A5:2750:U:O2	2.21	0.41
86:A1:3512:OHX:N1	86:A1:3693:OHX:N4	2.69	0.41
36:A5:914:A:N3	39:DA:204:MET:HG2	2.36	0.41
16:AO:105:LEU:HD12	16:AO:106:ALA:N	2.36	0.41
36:A5:3308:C:O2	53:DP:69:ARG:HD3	2.20	0.41
59:BV:33:ASN:ND2	59:BV:64:LYS:H	2.19	0.41
26:CY:52:LYS:O	26:CY:54:ALA:N	2.54	0.41
42:DD:49:TYR:CE1	42:DD:75:LEU:HD12	2.56	0.41
1:A2:1340:U:C2	1:A2:1378:U:H4'	2.56	0.41
46:DH:86:TYR:CE1	46:DH:151:VAL:HG13	2.56	0.41
40:BB:117:ARG:HA	40:BB:175:LYS:HG3	2.02	0.41
27:AZ:41:ILE:O	27:AZ:75:LEU:HD13	2.20	0.41
36:A5:3393:U:H2'	36:A5:3394:U:O4'	2.20	0.41
1:A2:686:C:H2'	1:A2:687:G:C8	2.55	0.41
49:BL:24:VAL:CG2	49:BL:26:PHE:CE2	3.03	0.41
86:A2:1943:OHX:N1	86:A2:2083:OHX:N5	2.68	0.41
40:BB:284:ARG:HB3	40:BB:323:MET:HB2	2.02	0.41
16:AO:81:VAL:HG13	16:AO:115:ILE:CG2	2.50	0.41
20:AS:11:PHE:HE2	20:AS:13:HIS:HA	1.86	0.41
18:CQ:115:THR:HG23	18:CQ:118:ILE:O	2.21	0.41
2:CA:66:ALA:HB2	23:CV:37:ALA:HB2	2.02	0.41
3:AB:141:ALA:HB1	3:AB:207:LEU:CD2	2.49	0.41
8:AG:58:LYS:HB2	8:AG:59:GLN:OE1	2.21	0.41
36:A1:1876:U:H2'	36:A1:1877:U:O4'	2.21	0.41
36:A1:3174:A:C2'	36:A1:3175:U:H5'	2.48	0.41
36:A5:291:C:H2'	36:A5:292:U:C6	2.56	0.41
55:DR:169:ALA:O	55:DR:173:ARG:HB3	2.21	0.41
45:DG:123:GLN:C	45:DG:125:ALA:H	2.24	0.41
15:CN:21:ASN:HB2	15:CN:22:ALA:H	1.63	0.41
12:CK:52:LYS:HG3	12:CK:54:TYR:CE1	2.56	0.41
86:A2:1973:OHX:N2	86:A2:1988:OHX:N5	2.69	0.41
3:AB:171:ILE:O	3:AB:175:GLU:HG2	2.21	0.41
1:A2:1524:A:N3	1:A2:1590:G:O2'	2.44	0.41
27:CZ:45:GLU:HG3	27:CZ:45:GLU:H	1.64	0.41

Continued on next page...

Continued from previous page...

Atom-1	Atom-2	Interatomic distance (Å)	Clash overlap (Å)
36:A5:2663:G:H2'	36:A5:2664:C:O4'	2.21	0.41
14:CM:131:ASP:OD1	14:CM:132:GLU:N	2.54	0.41
80:A6:277:U:HO2'	80:A6:278:U:P	2.42	0.41
86:A5:3742:OHX:N4	86:A8:212:OHX:N3	2.69	0.41
39:DA:144:ASN:O	39:DA:160:SER:N	2.45	0.41
1:A2:1413:U:O2	86:A2:1950:OHX:N4	2.54	0.41
51:BN:45:PRO:O	51:BN:49:ARG:HB3	2.20	0.41
36:A1:2111:G:H1'	60:BW:44:LYS:HD2	2.03	0.41
1:A2:1301:U:H2'	1:A2:1302:U:O4'	2.21	0.41
1:A2:1553:G:O6	17:AP:43:ARG:HD3	2.20	0.41
36:A5:600:G:N7	86:A5:3639:OHX:N2	2.68	0.41
39:DA:65:ASP:HA	39:DA:66:PRO:HD3	1.87	0.41
46:BH:3:TYR:N	46:BH:3:TYR:CD2	2.89	0.41
60:DW:63:ILE:HB	60:DW:64:THR:H	1.52	0.41
41:BC:29:PRO:HD2	41:BC:277:PRO:HB2	2.03	0.41
1:A2:1281:G:C5	1:A2:1282:U:C5	3.09	0.41
36:A1:3227:A:C2'	36:A1:3228:C:H5'	2.50	0.41
45:BG:134:TYR:CD2	45:BG:190:VAL:HG21	2.56	0.41
1:A2:768:C:O2	11:AJ:143:ILE:HG21	2.21	0.41
6:CE:77:ARG:HH11	6:CE:77:ARG:CG	2.33	0.41
18:CQ:95:LYS:HG2	18:CQ:96:TYR:CE1	2.56	0.41
36:A5:3245:A:C2	36:A5:3246:G:C2	3.08	0.41
36:A5:1062:A:H4'	57:DT:105:PHE:CE2	2.56	0.41
1:A2:460:A:H3'	1:A2:461:G:H8	1.85	0.41
8:AG:28:PHE:C	8:AG:30:LYS:H	2.25	0.41
55:BR:44:LEU:HA	55:BR:44:LEU:HD13	1.84	0.41
45:BG:106:LYS:HB3	45:BG:106:LYS:HE2	1.81	0.41
56:DS:34:GLU:O	56:DS:38:LYS:HG3	2.20	0.41
36:A1:2712:U:H2'	36:A1:2713:U:C5	2.56	0.41
6:AE:100:ARG:NH2	6:AE:121:TYR:O	2.54	0.41
80:A6:1373:C:O5'	80:A6:1373:C:H6	2.04	0.41
80:A6:336:G:H2'	80:A6:338:C:H5	1.85	0.41
46:BH:106:LYS:H	46:BH:109:ALA:CB	2.33	0.41
3:CB:103:MET:H	3:CB:215:VAL:HG13	1.86	0.41
42:DD:122:VAL:O	42:DD:124:GLU:N	2.44	0.41
36:A5:1358:C:H2'	36:A5:1359:C:O4'	2.21	0.41
36:A1:1853:U:OP2	86:A1:3579:OHX:N3	2.54	0.41
51:BN:75:VAL:HA	51:BN:76:PRO:HD3	1.73	0.41
86:A5:3640:OHX:N6	86:A5:3741:OHX:N4	2.68	0.41
86:A2:2021:OHX:N6	86:A2:2066:OHX:N2	2.69	0.41
36:A1:1795:U:H4'	36:A1:1796:G:C4	2.56	0.41

Continued on next page...

Continued from previous page...

Atom-1	Atom-2	Interatomic distance (Å)	Clash overlap (Å)
1:A2:333:A:C6	1:A2:334:G:C6	3.09	0.41
36:A1:736:A:H2'	36:A1:737:G:O4'	2.21	0.41
36:A1:2552:C:O2'	36:A1:2553:U:H5'	2.21	0.41
1:A2:1556:A:C5	1:A2:1560:U:C2	3.09	0.41
39:DA:15:ILE:HA	39:DA:15:ILE:HD12	1.66	0.41
6:AE:123:LEU:HD22	6:AE:236:ILE:HG23	2.03	0.41
36:A1:3163:A:H2'	36:A1:3164:C:H5'	2.02	0.41
44:DF:102:VAL:HG12	44:DF:130:ILE:CD1	2.50	0.41
44:DF:148:VAL:HG12	44:DF:181:ILE:HD11	2.01	0.41
1:A2:1181:U:H2'	1:A2:1182:U:O4'	2.21	0.41
80:A6:896:U:O2	16:CO:41:ARG:NH1	2.49	0.41
36:A5:2504:U:O2'	36:A5:2505:U:OP1	2.35	0.41
1:A2:1240:U:OP2	86:A2:2031:OHX:N1	2.54	0.41
40:BB:83:PRO:O	40:BB:165:GLN:HG3	2.21	0.41
36:A5:1049:C:H2'	36:A5:1050:U:C6	2.55	0.41
1:A2:1274:C:H4'	1:A2:1275:A:O5'	2.21	0.41
44:DF:62:ILE:O	44:DF:66:LYS:HG3	2.21	0.41
25:CX:72:VAL:HG11	25:CX:96:VAL:HG21	2.02	0.41
47:DI:42:THR:CG2	47:DI:45:GLU:HG3	2.51	0.41
17:CP:98:ASN:HD21	17:CP:101:ALA:HB3	1.86	0.41
36:A5:1547:G:H2'	36:A5:1548:C:C6	2.56	0.41
18:CQ:127:LYS:HE2	18:CQ:132:LYS:O	2.21	0.41
23:CV:41:GLU:O	23:CV:44:ARG:NH1	2.54	0.41
44:BF:218:ARG:HD2	44:BF:218:ARG:HH11	1.68	0.41
41:BC:187:LEU:HD23	41:BC:187:LEU:HA	1.93	0.41
4:CC:41:LEU:HD22	4:CC:41:LEU:O	2.21	0.41
2:CA:119:ARG:HH11	2:CA:119:ARG:HD3	1.76	0.41
36:A1:1414:G:N7	86:A1:3676:OHX:N2	2.68	0.41
43:BE:7:PRO:HG2	43:BE:10:TYR:CZ	2.56	0.41
3:CB:123:ALA:HB2	3:CB:165:ARG:HG2	2.03	0.41
14:CM:50:LYS:O	14:CM:54:ARG:HG2	2.21	0.41
36:A5:3257:C:H2'	36:A5:3258:U:O4'	2.20	0.41
18:AQ:45:ARG:O	18:AQ:48:VAL:HG12	2.21	0.41
14:CM:54:ARG:HD3	14:CM:56:GLU:CD	2.41	0.41
46:DH:129:ARG:O	46:DH:132:VAL:HG13	2.20	0.41
36:A1:2518:C:OP1	86:A1:3679:OHX:N5	2.54	0.41
36:A1:256:G:H2'	36:A1:257:U:C6	2.56	0.41
7:AF:95:ASN:O	7:AF:98:MET:HG2	2.20	0.41
36:A5:501:A:H2'	36:A5:502:U:C6	2.56	0.41
56:DS:16:THR:OG1	56:DS:19:VAL:N	2.52	0.41
36:A5:2911:A:H4'	36:A5:2912:G:C8	2.56	0.41

Continued on next page...

Continued from previous page...

Atom-1	Atom-2	Interatomic distance (Å)	Clash overlap (Å)
36:A5:2558:U:O2'	36:A5:2559:U:H5'	2.21	0.41
36:A5:1077:U:H2'	36:A5:1078:U:C6	2.56	0.41
26:CY:81:GLU:O	26:CY:85:PHE:HD2	2.04	0.41
36:A1:2584:G:O2'	45:BG:240:ASN:ND2	2.54	0.41
21:AT:85:SER:C	21:AT:87:GLY:H	2.24	0.41
52:DO:167[B]:TYR:C	52:DO:167[B]:TYR:CD1	2.92	0.41
52:DO:177[B]:LYS:HB3	52:DO:177[B]:LYS:HE2	1.81	0.41
10:CI:14:THR:HG23	10:CI:14:THR:H	1.69	0.41
15:CN:88:LEU:HD23	15:CN:88:LEU:HA	1.79	0.41
80:A6:68:A:H5'	8:CG:162:VAL:HG21	2.02	0.41
36:A1:2157:G:O6	39:BA:152:SER:HB3	2.21	0.41
36:A1:2360:C:H5''	36:A1:2361:A:P	2.61	0.41
36:A5:817:A:OP2	86:A5:3734:OHX:N6	2.53	0.41
36:A5:529:A:H2'	36:A5:530:G:O4'	2.20	0.41
36:A5:438:A:O2'	36:A5:439:C:P	2.79	0.41
1:A2:991:G:O6	86:A2:1970:OHX:N2	2.54	0.41
86:A6:1933:OHX:N4	86:A6:2068:OHX:N3	2.69	0.41
80:A6:765:G:C6	11:CJ:149:ARG:HG3	2.56	0.41
36:A5:1766:G:C2'	36:A5:1767:C:H5'	2.51	0.41
86:A6:1909:OHX:N5	86:A6:2086:OHX:N2	2.69	0.41
42:DD:95:TRP:CZ2	42:DD:181:PRO:HD3	2.54	0.41
10:AI:21:PHE:O	10:AI:22:ARG:HG2	2.20	0.41
36:A1:2403:G:O2'	86:A1:3738:OHX:N2	2.54	0.41
36:A1:299:G:C6	36:A1:300:G:C5	3.09	0.41
3:AB:81:PHE:HA	3:AB:106:THR:CG2	2.51	0.41
86:A2:1914:OHX:N3	86:A2:1938:OHX:N4	2.69	0.41
1:A2:488:G:N7	1:A2:498:G:N2	2.68	0.41
36:A1:185:C:H2'	36:A1:186:U:H6	1.86	0.41
36:A1:911:C:O2	36:A1:917:A:N1	2.53	0.41
36:A5:2567:C:N4	36:A5:2568:C:H41	2.19	0.41
27:CZ:82:HIS:O	27:CZ:85:LYS:HB2	2.21	0.41
7:CF:130:ILE:HG21	7:CF:130:ILE:HD13	1.73	0.41
18:CQ:93:HIS:HA	18:CQ:97:VAL:HG23	2.02	0.41
1:A2:817:A:C6	1:A2:818:C:N4	2.89	0.41
9:AH:129:LEU:HD21	9:AH:172:VAL:HG11	2.02	0.41
36:A5:2666:C:H2'	36:A5:2667:A:H5''	2.03	0.41
1:A2:781:U:O2'	1:A2:782:U:O5'	2.39	0.41
86:A2:1907:OHX:N2	86:A2:2086:OHX:N6	2.68	0.41
47:BI:76:MET:HE2	47:BI:148:VAL:HA	2.03	0.41
11:CJ:171:ARG:HH11	11:CJ:174:ARG:HD3	1.85	0.41
36:A1:3153:U:H4'	86:A1:3704:OHX:N1	2.36	0.41

Continued on next page...

Continued from previous page...

Atom-1	Atom-2	Interatomic distance (Å)	Clash overlap (Å)
86:A2:1943:OHX:N4	86:A2:2083:OHX:N6	2.68	0.41
36:A5:1685:C:H2'	36:A5:1686:U:C6	2.56	0.41
36:A5:118:U:C5	36:A5:119:U:C4	3.09	0.41
21:AT:72:GLY:O	21:AT:76:LEU:HG	2.21	0.41
36:A1:741:U:H2'	36:A1:742:G:O4'	2.22	0.41
1:A2:1657:U:N3	86:A2:1969:OHX:N1	2.69	0.41
51:BN:22:LEU:O	51:BN:26:ARG:HG3	2.21	0.41
63:DZ:68:ILE:O	63:DZ:115:LYS:HG3	2.21	0.41
36:A5:734:C:OP1	36:A5:734:C:H6	2.04	0.41
63:BZ:97:SER:CB	63:BZ:99:GLU:HG3	2.49	0.41
17:CP:121:ILE:HD13	17:CP:122:THR:H	1.86	0.41
36:A5:1334:U:H5'	44:DF:207:LEU:O	2.21	0.41
19:AR:5:ARG:N	19:AR:5:ARG:HD3	2.35	0.41
17:AP:96:ILE:CD1	17:AP:116:LEU:HD22	2.51	0.41
17:AP:116:LEU:HA	17:AP:116:LEU:HD23	1.91	0.41
3:CB:146:GLN:O	3:CB:148:ASN:N	2.55	0.41
80:A6:1382:A:C4	80:A6:1383:G:N7	2.89	0.41
36:A1:161:G:H8	36:A1:161:G:C5'	2.34	0.41
3:CB:119:THR:O	3:CB:142:PHE:HA	2.21	0.41
14:AM:52:LEU:HD23	14:AM:122:VAL:HG21	2.03	0.41
14:AM:57:ALA:HB3	14:AM:85:LYS:NZ	2.36	0.41
42:BD:68:THR:HG22	42:BD:70:THR:N	2.36	0.41
36:A1:2564:G:C5	36:A1:2565:U:C5	3.10	0.41
8:AG:28:PHE:CZ	8:AG:104:PRO:HG3	2.56	0.41
86:A1:3534:OHX:N1	86:A1:3576:OHX:N2	2.69	0.41
27:CZ:104:ALA:O	27:CZ:105:THR:OG1	2.32	0.41
13:AL:98:ASN:ND2	24:AW:79:PHE:HD1	2.19	0.41
36:A5:48:A:OP2	49:DL:16:LYS:O	2.38	0.41
36:A1:1610:G:P	61:BX:125:ARG:HH12	2.44	0.41
2:AA:30:GLN:NE2	2:AA:149:LEU:HD13	2.35	0.41
80:A6:775:G:N7	26:CY:11:LYS:NZ	2.67	0.41
9:AH:76:LYS:HB3	9:AH:76:LYS:HE2	1.86	0.41
1:A2:1163:A:N6	1:A2:1164:G:C6	2.89	0.41
2:CA:28:ASN:O	2:CA:150:ASP:HB3	2.21	0.41
41:BC:337:GLU:O	41:BC:339:LEU:N	2.54	0.41
80:A6:1640:C:H1'	80:A6:1763:A:N1	2.36	0.41
36:A1:2576:G:C5	36:A1:2577:C:C5	3.08	0.41
45:BG:71:VAL:HG13	45:BG:235:GLY:HA3	2.03	0.41
36:A1:193:C:H2'	36:A1:194:U:C6	2.56	0.41
1:A2:377:G:O6	86:A2:1957:OHX:N5	2.54	0.41
11:CJ:45:ILE:HG22	11:CJ:101:VAL:HG12	2.03	0.41

Continued on next page...

Continued from previous page...

Atom-1	Atom-2	Interatomic distance (Å)	Clash overlap (Å)
39:DA:179:LEU:O	39:DA:184:ARG:HD2	2.21	0.41
17:AP:12:PHE:CG	17:AP:13:LYS:N	2.88	0.41
52:DO:78[B]:ARG:HG3	52:DO:78[B]:ARG:NH1	2.36	0.41
36:A1:1204:A:C2'	36:A1:1205:A:H5'	2.51	0.41
21:AT:121:GLY:O	21:AT:122:ARG:HD2	2.21	0.41
80:A6:989:U:H2'	80:A6:990:C:C6	2.55	0.41
63:DZ:109:GLU:O	63:DZ:113:VAL:HG23	2.21	0.41
37:A7:67:G:H5'	42:DD:10:SER:HB2	2.03	0.41
8:CG:158:ILE:HG12	8:CG:158:ILE:H	1.66	0.41
36:A1:3336:A:H8	36:A1:3336:A:O5'	2.04	0.41
54:BQ:92:ARG:HE	54:BQ:92:ARG:HB2	1.63	0.41
55:BR:100:ARG:O	55:BR:104:ARG:HD3	2.21	0.40
36:A1:1019:G:N2	36:A1:1034:U:H1'	2.36	0.40
36:A5:561:C:H2'	36:A5:562:C:H6	1.87	0.40
80:A6:241:U:O4	86:A6:2087:OHX:N4	2.53	0.40
36:A5:2509:U:H2'	36:A5:2510:U:C5'	2.45	0.40
45:BG:75:ILE:HG22	45:BG:76:ALA:N	2.32	0.40
19:AR:24:LEU:HA	19:AR:31:ASN:OD1	2.21	0.40
36:A5:1014:U:H3'	36:A5:1015:U:C5'	2.51	0.40
36:A1:1193:A:P	52:BO:49[A]:ARG:HH22	2.44	0.40
9:AH:131:PHE:HD2	9:AH:132:PRO:N	2.19	0.40
86:A1:3627:OHX:N4	86:A1:3710:OHX:N1	2.68	0.40
46:BH:94:TYR:CE2	46:BH:98:PRO:HA	2.56	0.40
36:A5:1064:A:N6	36:A5:1096:U:H3	2.19	0.40
36:A5:1572:U:O2'	36:A5:1573:G:H8	2.04	0.40
36:A1:1887:A:OP2	86:A1:3434:OHX:N4	2.54	0.40
27:CZ:85:LYS:HB3	27:CZ:86:GLU:O	2.21	0.40
86:A1:3693:OHX:N5	86:A1:3712:OHX:N1	2.68	0.40
7:AF:42:LEU:HD21	7:AF:45:LYS:HD2	2.03	0.40
36:A5:2872:A:O2'	36:A5:2873:U:P	2.79	0.40
17:CP:107:ILE:HG23	17:CP:107:ILE:HD12	1.70	0.40
36:A1:763:G:HO2'	36:A1:764:U:P	2.44	0.40
43:BE:89:THR:HG21	50:BM:115:PHE:HB2	2.02	0.40
26:CY:121:THR:CG2	26:CY:123:LYS:HB2	2.51	0.40
86:A1:3786:OHX:N4	38:A4:140:G:OP1	2.53	0.40
58:DU:105:LEU:HA	58:DU:105:LEU:HD12	1.87	0.40
1:A2:532:U:H2'	26:AY:33:ALA:HB1	2.03	0.40
36:A1:3156:U:O2'	36:A1:3157:U:P	2.78	0.40
55:DR:127:SER:HB3	55:DR:132:PHE:HD2	1.87	0.40
46:DH:40:HIS:ND1	46:DH:41:ILE:HG13	2.36	0.40
41:DC:341:SER:O	41:DC:342:LYS:HB3	2.21	0.40

Continued on next page...

Continued from previous page...

Atom-1	Atom-2	Interatomic distance (Å)	Clash overlap (Å)
36:A5:237:G:N2	36:A5:238:A:O4'	2.54	0.40
5:CD:34:TYR:CE1	22:CU:63:LEU:HD13	25.73	0.40
24:AW:80:ASN:HD21	24:AW:124:LYS:NZ	2.19	0.40
36:A1:3294:A:H8	36:A1:3294:A:C5'	2.34	0.40
42:BD:148:ILE:HG21	42:BD:148:ILE:HD13	1.79	0.40
5:CD:40:ARG:HG3	22:CU:110:PRO:HB3	2.02	0.40
10:AI:37:LYS:O	10:AI:59:ARG:HA	2.20	0.40
80:A6:1715:G:C6	80:A6:1716:C:N4	2.89	0.40
86:A6:2005:OHX:N1	86:CL:201:OHX:N2	2.69	0.40
61:DX:105:VAL:HG13	61:DX:130:TYR:CG	2.56	0.40
36:A1:2314:U:H6	36:A1:2314:U:H2'	1.34	0.40
80:A6:599:A:H2'	80:A6:600:U:C6	2.56	0.40
19:AR:10:LYS:HG2	19:AR:53:TYR:CE1	2.56	0.40
11:AJ:17:ARG:HA	11:AJ:18:PRO:HD3	1.96	0.40
80:A6:1225:U:C4	80:A6:1226:A:N7	2.90	0.40
80:A6:1382:A:H5''	22:CU:60:THR:HG22	2.02	0.40
14:CM:91:VAL:HG13	14:CM:92:ALA:N	2.36	0.40
6:CE:34:GLY:HA3	6:CE:83:PRO:CG	2.50	0.40
1:A2:1280:C:H2'	1:A2:1281:G:C8	2.56	0.40
40:BB:108:GLU:HB2	40:BB:137:TYR:CE2	2.56	0.40
86:A1:3492:OHX:N4	86:A1:3814:OHX:N3	2.68	0.40
58:DU:90:ARG:HB3	58:DU:90:ARG:NH1	2.36	0.40
4:CC:139:ILE:HD11	4:CC:191:ALA:HB1	2.03	0.40
16:CO:92:LYS:HD2	16:CO:121:VAL:HG22	2.02	0.40
36:A1:3006:A:C2	36:A1:3141:A:C4	3.09	0.40
1:A2:1053:G:H5'	1:A2:1053:G:C8	2.56	0.40
36:A5:3028:G:H2'	36:A5:3029:A:C8	2.55	0.40
4:AC:230:TRP:NE1	24:AW:68:ARG:HB3	2.36	0.40
53:BP:178:ALA:O	53:BP:182:ILE:HG13	2.21	0.40
54:BQ:131:ALA:O	54:BQ:134:GLY:N	2.46	0.40
51:DN:99:ARG:O	51:DN:102:ALA:HB3	2.22	0.40
3:CB:87:ARG:NH2	3:CB:89:ASP:OD1	2.54	0.40
36:A5:3089:C:H2'	36:A5:3090:U:O4'	2.21	0.40
63:DZ:22:LYS:HE2	63:DZ:129:TRP:CH2	2.56	0.40
36:A5:372:A:C6	36:A5:373:A:C6	3.09	0.40
11:CJ:169:PRO:HB2	11:CJ:170:GLY:H	1.70	0.40
43:BE:149:ILE:HG23	43:BE:155:LEU:HD12	2.02	0.40
80:A6:1405:G:H2'	80:A6:1406:A:C8	2.56	0.40
1:A2:1360:A:H2'	1:A2:1361:U:C1'	2.51	0.40
80:A6:624:G:H2'	80:A6:625:C:H6	1.86	0.40
80:A6:625:C:H2'	80:A6:626:U:C6	2.56	0.40

Continued on next page...

Continued from previous page...

Atom-1	Atom-2	Interatomic distance (Å)	Clash overlap (Å)
80:A6:1096:C:H6	80:A6:1096:C:H2'	1.66	0.40
49:DL:121:SER:O	49:DL:121:SER:OG	2.30	0.40
57:DT:96:ILE:HA	57:DT:96:ILE:HD13	1.58	0.40
57:DT:26:HIS:N	57:DT:26:HIS:CD2	2.89	0.40
36:A5:384:A:H1'	36:A5:1465:A:C8	2.56	0.40
36:A5:288:C:H4'	51:DN:171:SER:O	2.21	0.40
8:AG:21:GLU:H	8:AG:21:GLU:HG2	1.60	0.40
1:A2:776:G:N2	1:A2:785:U:H1'	2.36	0.40
36:A5:1072:G:H2'	36:A5:1073:U:C6	2.56	0.40
11:CJ:108:ARG:HB2	11:CJ:110:GLN:HB3	2.01	0.40
39:DA:206:PRO:HG3	39:DA:213:GLY:CA	2.51	0.40
36:A1:544:C:H2'	36:A1:547:G:H1	1.85	0.40
80:A6:217:A:C8	80:A6:218:A:C8	3.09	0.40
80:A6:1229:G:C2	80:A6:1255:G:C5	3.09	0.40
53:BP:32:THR:HG21	53:BP:87:SER:CB	2.46	0.40
1:A2:830:U:H2'	1:A2:830:U:O2	2.21	0.40
1:A2:1180:C:O2	17:AP:128:HIS:HE1	2.04	0.40
44:BF:88:ARG:HH21	44:BF:109:THR:HA	1.86	0.40
80:A6:538:A:C8	80:A6:543:C:C5	3.09	0.40
36:A5:63:A:OP1	51:DN:172:ARG:NH2	2.55	0.40
55:BR:11:ALA:O	55:BR:15:VAL:HG23	2.21	0.40
16:AO:102:LEU:HA	16:AO:102:LEU:HD22	1.71	0.40
36:A5:2979:U:N3	86:A5:3667:OHX:N1	2.68	0.40
5:AD:53:THR:HG22	5:AD:91:VAL:HG11	2.03	0.40
36:A5:3218:A:H3'	36:A5:3218:A:OP1	2.22	0.40
17:CP:33:PHE:CE1	17:CP:112:LEU:HD13	2.56	0.40
57:BT:14:MET:CE	57:BT:15:PHE:CE2	3.04	0.40
7:CF:76:ARG:HD3	18:CQ:122:ARG:NE	2.36	0.40
59:BV:81:GLN:O	59:BV:82:ALA:HB3	2.22	0.40
15:AN:27:LYS:HD2	15:AN:28:LEU:H	1.86	0.40
2:CA:66:ALA:HB1	23:CV:50:TYR:CD1	2.56	0.40
80:A6:1220:C:OP1	12:CK:48:SER:HB2	2.21	0.40
36:A1:276:U:O2	51:BN:93:LYS:NZ	2.31	0.40
37:A7:27:A:H2'	37:A7:28:C:C6	2.56	0.40
27:AZ:54:VAL:HG22	27:AZ:57:TYR:HE1	1.85	0.40
3:CB:36:SER:H	3:CB:231:LEU:HD22	1.86	0.40
1:A2:82:U:H2'	1:A2:83:G:O4'	2.21	0.40
20:AS:92:ILE:O	20:AS:92:ILE:HD13	2.21	0.40
59:DV:120:LYS:HB2	59:DV:137:VAL:HG23	2.03	0.40
36:A1:2679:A:O2'	48:BJ:52:TYR:OH	2.35	0.40
45:DG:73:PRO:HA	45:DG:232:HIS:O	2.21	0.40

Continued on next page...

Continued from previous page...

Atom-1	Atom-2	Interatomic distance (Å)	Clash overlap (Å)
80:A6:333:A:C6	80:A6:334:G:C6	3.09	0.40
36:A5:3353:G:H4'	36:A5:3354:U:OP2	2.21	0.40
25:AX:107:PHE:HD1	25:AX:107:PHE:HA	1.68	0.40
36:A5:337:G:C4'	41:DC:48:GLN:HG3	2.51	0.40
1:A2:458:G:H5''	1:A2:459:G:OP1	2.21	0.40
63:BZ:64:LYS:HE2	63:BZ:64:LYS:HB2	1.97	0.40
14:AM:98:GLY:CA	14:AM:118:ALA:HB2	2.50	0.40
56:DS:7:TYR:CE1	56:DS:34:GLU:HG2	2.56	0.40
36:A1:3349:C:H2'	36:A1:3350:C:O4'	2.21	0.40
36:A5:1056:U:H2'	36:A5:1057:A:O5'	2.21	0.40
6:AE:52:LEU:O	6:AE:54:TYR:N	2.54	0.40
10:AI:90:LEU:HD23	10:AI:90:LEU:HA	1.76	0.40
36:A5:1352:A:H3'	36:A5:1352:A:P	2.61	0.40
46:DH:31:ARG:HB2	46:DH:82:VAL:HA	2.02	0.40
1:A2:1191:U:H5'	18:AQ:143:ARG:CZ	2.51	0.40
36:A1:973:A:OP2	54:BQ:12:ARG:NH1	2.55	0.40
57:DT:85:LEU:HA	57:DT:85:LEU:HD23	1.67	0.40
40:BB:166:ILE:HG21	40:BB:174:LYS:O	2.21	0.40
44:DF:236:ILE:O	44:DF:240:VAL:HG23	2.20	0.40
36:A5:2881:C:H2'	36:A5:2882:U:C6	2.57	0.40
36:A1:3288:G:O2'	36:A1:3289:G:OP2	2.32	0.40
5:CD:135:GLU:HB3	5:CD:187:LYS:HB3	2.02	0.40
42:BD:7:ALA:O	86:BD:301:OHX:N3	2.54	0.40
39:DA:83:HIS:O	39:DA:86:GLN:HB3	2.21	0.40
42:DD:108:ARG:HA	42:DD:251:PRO:HB2	2.03	0.40
21:CT:21:PHE:HD2	21:CT:22:LEU:HD23	1.86	0.40
40:BB:46:PHE:CD2	40:BB:205:VAL:HG13	2.56	0.40
86:A2:2007:OHX:N6	86:A2:2046:OHX:N5	2.69	0.40
37:A3:118:A:H2'	37:A3:119:U:O4'	2.21	0.40
36:A1:1211:U:H2'	36:A1:1212:A:C8	2.55	0.40
55:BR:7:GLN:N	55:BR:7:GLN:OE1	2.55	0.40
27:AZ:90:LYS:HE2	27:AZ:90:LYS:HB3	1.73	0.40
41:DC:195:ARG:O	41:DC:196:ASN:HB2	2.21	0.40
36:A1:1322:U:OP1	56:BS:117:ARG:HD2	2.21	0.40
43:DE:172:HIS:CD2	43:DE:173:MET:HG2	2.56	0.40
1:A2:1715:G:C2'	1:A2:1716:C:H5'	2.51	0.40
9:AH:60:ILE:HD12	9:AH:92:PHE:CE2	2.56	0.40
36:A1:1362:G:O2'	44:BF:158:LYS:HE2	2.21	0.40
36:A1:2444:C:H3'	36:A1:2445:A:C5'	2.52	0.40
1:A2:143:G:C2	1:A2:173:A:C2	3.10	0.40
8:AG:32:ILE:HD12	8:AG:100:ALA:HB1	2.02	0.40

Continued on next page...

Continued from previous page...

Atom-1	Atom-2	Interatomic distance (Å)	Clash overlap (Å)
36:A1:1816:A:O2'	36:A1:1817:G:P	2.79	0.40
42:DD:270:LYS:O	42:DD:273:ARG:HD2	2.22	0.40
20:AS:29:VAL:O	20:AS:43:SER:OG	2.30	0.40
36:A1:111:C:O2'	36:A1:112:U:H5'	2.21	0.40
38:A4:79:A:O3'	38:A4:80:A:C4'	2.69	0.40
36:A5:2572:C:O2'	36:A5:2573:G:P	2.79	0.40
36:A5:2873:U:C2	86:A5:3717:OHX:N1	2.90	0.40
52:DO:64[A]:PHE:CE1	52:DO:68[A]:ARG:HD3	2.56	0.40
2:AA:33:GLN:H	2:AA:33:GLN:HG2	1.67	0.40
45:DG:68:ARG:H	45:DG:68:ARG:HG2	1.66	0.40
1:A2:756:A:H1'	6:AE:12:LEU:O	2.20	0.40
86:A5:3474:OHX:N6	86:A5:3681:OHX:N2	2.69	0.40
46:DH:90:MET:HA	46:DH:180:TYR:O	2.21	0.40
46:DH:37:ASN:OD1	46:DH:39:LYS:HB2	2.21	0.40
12:AK:50:THR:O	12:AK:53:GLY:N	2.55	0.40
1:A2:212:U:OP2	86:AL:201:OHX:N2	2.54	0.40
42:DD:43:LYS:O	42:DD:46:THR:OG1	2.26	0.40
36:A5:735:A:HO2'	36:A5:736:A:P	2.42	0.40
86:A5:3742:OHX:N2	86:A8:212:OHX:N1	2.69	0.40
25:AX:69:ARG:O	25:AX:86:PHE:HE2	2.04	0.40
47:BI:46:PHE:HD2	47:BI:139:ARG:HG3	1.87	0.40
43:DE:47:PHE:CD1	43:DE:74:VAL:HG22	2.56	0.40
39:BA:65:ASP:HA	39:BA:66:PRO:HD3	1.94	0.40
55:DR:138:LEU:HD22	55:DR:138:LEU:O	2.22	0.40
36:A5:3351:U:O2	36:A5:3351:U:H3'	2.21	0.40
38:A8:65:A:H2'	38:A8:66:A:O4'	2.21	0.40
36:A1:1889:G:OP1	40:BB:247:ARG:HG3	2.21	0.40
36:A1:1547:G:O2'	36:A1:1548:C:H5'	2.21	0.40
36:A5:2926:A:O2'	36:A5:2927:C:H5'	2.21	0.40
36:A1:3330:A:H2'	36:A1:3331:U:H6	1.86	0.40
36:A1:1508:C:OP1	53:BP:127:ARG:NH2	2.55	0.40
80:A6:1363:U:O2'	80:A6:1364:G:H5'	2.22	0.40
86:A1:3631:OHX:N6	86:A1:3716:OHX:N3	2.69	0.40
20:CS:15:LEU:HD22	20:CS:22:VAL:O	2.21	0.40
36:A5:590:G:O6	36:A5:611:A:H3'	2.22	0.40
42:BD:105:ILE:O	42:BD:109:THR:CG2	2.70	0.40
37:A3:27:A:P	42:BD:57:ASN:H	2.45	0.40
36:A5:2977:G:OP1	86:A5:3674:OHX:N6	2.55	0.40
86:A2:2021:OHX:N6	86:A2:2066:OHX:N4	2.69	0.40
36:A5:2841:G:OP2	86:A5:3654:OHX:N1	2.55	0.40
36:A5:2294:U:O2	36:A5:2296:A:C8	2.75	0.40

Continued on next page...

Continued from previous page...

Atom-1	Atom-2	Interatomic distance (Å)	Clash overlap (Å)
1:A2:806:A:H5'	1:A2:806:A:H8	1.86	0.40
7:AF:29:ILE:HG22	7:AF:34:GLN:CG	2.52	0.40
37:A3:75:G:OP1	86:A3:201:OHX:N6	2.55	0.40
46:BH:90:MET:HG2	46:BH:181:VAL:HG22	2.03	0.40
36:A1:2163:C:O2'	39:BA:11:GLY:HA3	2.21	0.40
80:A6:866:G:H5''	15:CN:2:GLY:O	2.22	0.40
80:A6:325:G:H4'	13:CL:83:THR:HG21	2.03	0.40
18:AQ:138:PHE:HB3	18:AQ:139:GLN:H	1.67	0.40
20:CS:32:LEU:O	20:CS:34:THR:N	2.55	0.40
40:DB:258:ALA:O	40:DB:259:HIS:CD2	2.75	0.40
36:A1:2137:U:C6	36:A1:2141:U:C4	3.10	0.40
41:DC:255:PHE:O	41:DC:258:LEU:HB2	2.21	0.40
52:DO:95[B]:GLY:O	52:DO:98[B]:ALA:HB3	2.22	0.40
86:A2:1948:OHX:N6	86:A2:2078:OHX:N5	2.70	0.40
39:DA:104:LEU:HD12	39:DA:104:LEU:HA	1.81	0.40
80:A6:1723:U:H6	80:A6:1723:U:O5'	2.04	0.40
36:A1:3382:U:O2	36:A1:3382:U:H2'	2.21	0.40
8:CG:169:TYR:C	8:CG:169:TYR:CD2	2.95	0.40
63:BZ:136:PHE:N	63:BZ:136:PHE:CD1	2.89	0.40
80:A6:1346:A:N3	80:A6:1346:A:H2'	2.36	0.40
4:AC:73:LEU:HA	4:AC:73:LEU:HD13	1.75	0.40
52:BO:28[B]:LEU:HA	52:BO:28[B]:LEU:HD23	1.85	0.40
41:BC:219:LEU:O	41:BC:222:VAL:HG13	2.21	0.40
44:BF:44:ILE:HG12	44:BF:180:SER:HB3	2.02	0.40
23:CV:3:ASN:OD1	23:CV:4:ASP:N	2.55	0.40
56:DS:74:ASN:OD1	56:DS:95:ARG:NH1	2.54	0.40
36:A5:3255:U:H6	36:A5:3255:U:O5'	2.04	0.40
40:BB:283:TYR:CZ	40:BB:325:LYS:HB2	2.56	0.40
86:A2:1970:OHX:N3	86:A2:2014:OHX:N4	2.69	0.40
86:A2:1918:OHX:N6	86:A2:2067:OHX:N6	2.69	0.40
36:A5:2818:U:C6	36:A5:2818:U:C5'	2.95	0.40
52:DO:157[B]:GLU:OE2	52:DO:160[B]:ARG:NH1	2.46	0.40
39:DA:68:LYS:HG3	39:DA:69:TYR:N	2.36	0.40
7:AF:112:ARG:HD3	27:AZ:95:HIS:NE2	2.35	0.40
80:A6:234:G:H2'	80:A6:235:G:O4'	2.21	0.40
17:CP:44:ARG:O	17:CP:48:GLY:N	2.53	0.40
36:A1:2948:C:O2'	40:BB:242:THR:HB	2.21	0.40
86:A1:3478:OHX:N4	86:A1:3788:OHX:N1	2.70	0.40
2:CA:7:PHE:CZ	2:CA:191:ARG:HD2	2.57	0.40
36:A1:3355:U:H3'	36:A1:3356:G:C5'	2.51	0.40
2:AA:59:LEU:O	2:AA:63:ILE:HG13	2.21	0.40

Continued on next page...

Continued from previous page...

Atom-1	Atom-2	Interatomic distance (Å)	Clash overlap (Å)
80:A6:512:A:HO2'	80:A6:513:U:P	2.44	0.40
1:A2:1370:U:H4'	1:A2:1371:A:H5'	2.01	0.40
36:A5:916:G:C5'	36:A5:917:A:OP1	2.69	0.40
80:A6:543:C:O2	80:A6:543:C:O4'	2.38	0.40
80:A6:1234:A:H2'	80:A6:1245:G:C8	2.57	0.40
36:A1:1799:A:O5'	36:A1:1799:A:H8	2.05	0.40
36:A5:1213:G:OP1	56:DS:137:ARG:HD3	2.22	0.40
36:A1:3113:A:H4'	46:BH:69:ARG:HB3	2.02	0.40
45:DG:214:LEU:HA	45:DG:214:LEU:HD12	1.78	0.40
36:A1:1262:G:H5''	36:A1:1263:A:OP2	2.21	0.40
15:AN:27:LYS:HB2	15:AN:28:LEU:H	1.64	0.40
1:A2:205:U:H2'	1:A2:206:A:O4'	2.21	0.40
80:A6:568:G:O2'	80:A6:569:C:H5'	2.21	0.40
9:AH:13:PRO:CB	9:AH:14:THR:HB	2.50	0.40
59:BV:40:LYS:HE3	59:BV:40:LYS:HB3	1.89	0.40
36:A1:2529:A:P	45:BG:248:LYS:NZ	2.93	0.40
40:DB:76:VAL:HG11	40:DB:323:MET:HE3	2.04	0.40
36:A1:1483:G:O3'	36:A1:1484:U:H3'	2.22	0.40
6:AE:154:ILE:HG12	6:AE:172:PHE:CD2	2.56	0.40
1:A2:1227:A:C2	14:AM:43:ARG:HG2	2.56	0.40
55:BR:165:LYS:HE3	55:BR:165:LYS:HB2	1.77	0.40
40:BB:370:PHE:HD1	40:BB:375:GLU:HG2	1.86	0.40
25:AX:107:PHE:CE1	25:AX:123:LYS:HB3	2.56	0.40
14:AM:48:SER:HB3	14:AM:122:VAL:HG23	2.04	0.40
55:BR:17:VAL:HG12	55:BR:18:GLY:H	1.87	0.40
37:A7:4:U:H2'	37:A7:5:G:H8	1.86	0.40
86:A5:3579:OHX:N6	86:A5:3588:OHX:N5	2.69	0.40
36:A5:147:U:O4	45:DG:183:LYS:HE2	2.22	0.40
36:A5:3066:U:H2'	36:A5:3067:C:C6	2.57	0.40
21:CT:25:GLN:O	21:CT:27:LYS:N	2.52	0.40
80:A6:341:A:H4'	10:CI:87:ASN:ND2	2.37	0.40
36:A5:797:U:O2'	36:A5:798:G:H5'	2.21	0.40
36:A1:2102:U:H2'	36:A1:2103:U:C6	2.56	0.40
4:AC:111:VAL:HG21	4:AC:218:ILE:HD13	2.01	0.40
6:CE:206:ASP:HB2	6:CE:222:LEU:HB2	2.03	0.40
36:A1:3095:U:H6	36:A1:3095:U:O5'	2.04	0.40
86:A5:3756:OHX:N1	86:A5:3774:OHX:N5	2.69	0.40
80:A6:711:U:H5'	80:A6:712:G:OP2	2.22	0.40
24:CW:25:VAL:HG22	24:CW:65:LEU:HD21	2.02	0.40
4:CC:121:VAL:O	4:CC:125:ILE:HG13	2.21	0.40
41:BC:216:VAL:HA	41:BC:227:THR:HG21	2.03	0.40

Continued on next page...

Continued from previous page...

Atom-1	Atom-2	Interatomic distance (Å)	Clash overlap (Å)
36:A5:139:G:H2'	36:A5:140:C:C6	2.56	0.40
1:A2:1394:G:C2	1:A2:1405:G:C2	3.10	0.40
36:A1:2567:C:C2'	36:A1:2568:C:H5'	2.52	0.40
45:DG:82:LEU:HD13	45:DG:178:ALA:HB1	2.02	0.40
46:DH:57:VAL:HG23	46:DH:68:LEU:HG	2.04	0.40
1:A2:473:A:H2'	1:A2:474:A:H5'	2.03	0.40
36:A5:1046:A:H2'	36:A5:1049:C:C5	2.56	0.40
63:DZ:129:TRP:O	63:DZ:132:SER:OG	2.36	0.40
36:A1:2343:C:H2'	36:A1:2344:U:H6	1.86	0.40
2:CA:146:LEU:HD13	2:CA:162:CYS:SG	2.62	0.40
5:AD:167:PHE:HD1	5:AD:190:ARG:HD3	1.85	0.40
53:DP:36:ILE:O	53:DP:39:TRP:HB2	2.21	0.40
36:A5:142:C:H2'	36:A5:143:G:O4'	2.22	0.40
36:A1:2771:U:H2'	36:A1:2772:C:O2	2.21	0.40
49:BL:189:GLU:O	49:BL:192:GLU:HG2	2.21	0.40
51:DN:135:VAL:O	51:DN:137:PRO:HD3	2.21	0.40
1:A2:1382:A:H5''	22:AU:60:THR:H	1.87	0.40
36:A1:900:G:H1'	36:A1:1589:A:H61	1.86	0.40
10:AI:155:SER:HB2	10:AI:189:LEU:HD21	2.04	0.40
40:DB:291:GLU:H	40:DB:291:GLU:HG3	1.76	0.40
36:A1:2263:C:O5'	36:A1:2263:C:H6	2.03	0.40
25:CX:31:LYS:HA	25:CX:31:LYS:HD3	1.88	0.40
11:AJ:45:ILE:HA	11:AJ:45:ILE:HD13	1.84	0.40
3:AB:115:ARG:HD3	3:AB:115:ARG:HA	1.73	0.40
52:BO:15[B]:LEU:HA	52:BO:15[B]:LEU:HD23	1.88	0.40
6:AE:44:LEU:HD23	6:AE:44:LEU:HA	1.77	0.40
11:CJ:60:LEU:HD23	11:CJ:60:LEU:HA	1.95	0.40
43:DE:155:LEU:HD23	43:DE:155:LEU:HA	1.76	0.40
86:A5:3610:OHX:N6	86:A5:3813:OHX:N3	2.70	0.40
86:A2:2017:OHX:N4	86:A2:2076:OHX:N2	2.69	0.40
1:A2:1585:U:N3	1:A2:1611:A:C2	2.67	0.40
51:DN:49:ARG:HB3	51:DN:50:ARG:H	1.68	0.40
36:A1:1580:A:H4'	36:A1:1581:C:OP1	2.19	0.40
36:A1:1362:G:H2'	36:A1:1363:A:C8	2.57	0.40
86:A2:1983:OHX:N2	86:A2:2082:OHX:N6	2.69	0.40
1:A2:142:G:C8	1:A2:266:A:N1	2.89	0.40
36:A1:981:U:HO2'	36:A1:982:C:P	2.44	0.40
7:CF:114:ILE:HA	7:CF:114:ILE:HD13	1.60	0.40
10:AI:21:PHE:CZ	10:AI:22:ARG:HD3	2.56	0.40
80:A6:1556:A:P	17:CP:44:ARG:HE	2.45	0.40
1:A2:952:A:O2'	15:AN:114:ARG:HG3	2.21	0.40

Continued on next page...

Continued from previous page...

Atom-1	Atom-2	Interatomic distance (Å)	Clash overlap (Å)
80:A6:788:A:C4	6:CE:19:LEU:HD13	2.56	0.40
46:BH:92:TYR:CG	46:BH:142:ASP:HB3	2.57	0.40
3:AB:48:VAL:HG11	3:AB:57:ALA:HB1	2.04	0.40
3:CB:144:ARG:HB3	3:CB:208:GLN:HB3	2.03	0.40
1:A2:1490:C:H1'	1:A2:1491:U:O4'	2.22	0.40
36:A5:594:U:O2'	36:A5:595:G:H5'	2.21	0.40
11:AJ:27:GLU:HB3	11:AJ:39:LYS:HD2	2.03	0.40
44:BF:139:PRO:HA	44:BF:237:ASN:OD1	2.21	0.40
36:A1:1820:U:H1'	36:A1:1821:U:OP2	2.22	0.40
1:A2:992:A:N3	1:A2:992:A:O4'	2.54	0.40
52:DO:88[B]:VAL:HG12	52:DO:89[B]:SER:N	2.36	0.40
36:A5:1192:C:N4	36:A5:1302:A:P	2.95	0.40
1:A2:600:U:OP2	25:AX:108:GLY:HA2	2.22	0.40
36:A5:735:A:C5'	36:A5:735:A:H8	2.35	0.40
40:DB:239:PRO:O	40:DB:242:THR:HG23	2.21	0.40
86:A1:3556:OHX:N2	86:A1:3810:OHX:N5	2.69	0.40
9:AH:96:ARG:NH1	9:AH:124:LYS:HB3	2.37	0.40
42:DD:261:THR:H	42:DD:264:GLN:CD	2.24	0.40
48:BJ:110:ILE:O	48:BJ:112:LEU:N	2.54	0.40
60:BW:39:LEU:HD12	60:BW:44:LYS:HG3	2.04	0.40
36:A5:2442:G:N2	36:A5:2506:U:H3	2.17	0.40
49:BL:76:THR:HG23	49:BL:101:ARG:NH1	2.37	0.40
54:DQ:99:THR:HB	54:DQ:100:THR:H	1.56	0.40
9:CH:21:ALA:O	9:CH:24:PHE:N	2.55	0.40
36:A1:3178:A:N3	52:BO:115[A]:LYS:HG2	2.37	0.40
36:A1:848:A:C5	36:A1:849:C:H1'	2.57	0.40
2:CA:149:LEU:HA	2:CA:149:LEU:HD23	1.84	0.40
1:A2:570:A:H5''	1:A2:571:G:OP2	2.21	0.40
9:AH:62:VAL:HG11	9:AH:70:PHE:HD2	1.87	0.40
23:AV:16:LYS:HG2	23:AV:21:ASN:HA	2.03	0.40
39:DA:40:TYR:HA	39:DA:90:ALA:O	2.21	0.40
40:DB:233:TRP:CD1	40:DB:265:ALA:HB1	2.56	0.40
14:AM:55:GLY:HA2	14:AM:85:LYS:HD2	2.03	0.40
4:AC:148:LEU:HD22	4:AC:148:LEU:HA	1.92	0.40
60:BW:8:PHE:CE2	60:BW:46:PRO:HG3	2.56	0.40
46:DH:128:VAL:HG22	46:DH:134:ILE:HD13	2.03	0.40
3:CB:136:ARG:HG2	3:CB:138:PHE:CE2	2.56	0.40
36:A5:2697:A:H2'	36:A5:2698:G:C8	2.56	0.40
86:A5:3756:OHX:N4	86:A5:3774:OHX:N3	2.70	0.40
36:A1:1569:U:H5''	36:A1:1570:U:C6	2.55	0.40
36:A1:2921:U:H2'	36:A1:2923:U:H5''	2.02	0.40

Continued on next page...

Continued from previous page...

Atom-1	Atom-2	Interatomic distance (Å)	Clash overlap (Å)
86:A5:3467:OHX:N1	86:A5:3819:OHX:N3	2.69	0.40
38:A8:120:C:H2'	38:A8:121:U:O4'	2.22	0.40
19:AR:66:VAL:HG12	19:AR:69:ILE:HD11	2.04	0.40
36:A5:806:A:H5''	36:A5:936:A:H61	1.85	0.40
36:A1:2622:C:C2'	36:A1:2623:G:H5'	2.51	0.40
9:CH:56:LYS:HD2	9:CH:88:ARG:HH12	1.86	0.40
52:DO:78[B]:ARG:NH2	52:DO:81[B]:TYR:CD2	2.90	0.40
5:AD:97:SER:O	5:AD:98:ALA:C	2.60	0.40
36:A5:3389:U:O4	86:A5:3726:OHX:N4	2.54	0.40
24:CW:111:MET:CE	24:CW:121:VAL:HG21	2.51	0.40
5:AD:161:GLY:O	5:AD:164:VAL:HB	2.22	0.40
8:CG:35:GLU:HA	8:CG:50:PHE:O	2.22	0.40
37:A7:113:C:H2'	37:A7:114:U:O4'	2.22	0.40
80:A6:11:A:N1	80:A6:1143:A:H2	2.20	0.40
36:A5:1769:G:O6	86:A5:3766:OHX:N2	2.55	0.40
15:AN:33:VAL:HA	15:AN:36:GLN:HB2	2.02	0.40
58:DU:14:THR:HG23	58:DU:66:VAL:HG13	2.03	0.40
36:A1:855:U:H2'	36:A1:856:G:O4'	2.20	0.40
1:A2:1018:U:H2'	1:A2:1019:A:C8	2.56	0.40
80:A6:12:U:H2'	80:A6:13:C:C6	2.56	0.40
36:A5:3132:C:H2'	36:A5:3133:C:C6	2.56	0.40
36:A1:2156:C:OP1	39:BA:241:ARG:NH2	2.54	0.40
3:CB:116:LYS:HB3	3:CB:117:TRP:CD1	2.57	0.40
44:BF:38:LYS:HE3	44:BF:38:LYS:HB2	1.79	0.40
52:BO:192[A]:LYS:HG2	52:BO:192[A]:LYS:H	1.61	0.40
51:DN:193:ARG:HH11	51:DN:193:ARG:HD2	1.75	0.40
80:A6:36:C:H2'	80:A6:37:U:C6	2.57	0.40
19:CR:57:LEU:HA	19:CR:57:LEU:HD23	1.91	0.40
37:A7:90:U:H6	37:A7:90:U:O5'	2.04	0.40
40:BB:206:ASP:N	40:BB:206:ASP:OD1	2.45	0.40

All (2) symmetry-related close contacts are listed below. The label for Atom-2 includes the symmetry operator and encoded unit-cell translations to be applied.

Atom-1	Atom-2	Interatomic distance (Å)	Clash overlap (Å)
20:AS:97:ASP:OD2	86:A1:3788:OHX:N2[2_545]	2.06	0.14
47:DI:218:ALA:O	86:CG:301:OHX:N3[2_647]	2.16	0.04

5.3 Torsion angles

5.3.1 Protein backbone

In the following table, the Percentiles column shows the percent Ramachandran outliers of the chain as a percentile score with respect to all X-ray entries followed by that with respect to entries of similar resolution.

The Analysed column shows the number of residues for which the backbone conformation was analysed, and the total number of residues.

Mol	Chain	Analysed	Favoured	Allowed	Outliers	Percentiles	
2	AA	204/252 (81%)	143 (70%)	35 (17%)	26 (13%)	0	1
2	CA	204/252 (81%)	146 (72%)	33 (16%)	25 (12%)	0	2
3	AB	212/255 (83%)	133 (63%)	41 (19%)	38 (18%)	0	1
3	CB	214/255 (84%)	174 (81%)	25 (12%)	15 (7%)	1	7
4	AC	215/254 (85%)	187 (87%)	16 (7%)	12 (6%)	2	13
4	CC	215/254 (85%)	188 (87%)	14 (6%)	13 (6%)	2	11
5	AD	221/240 (92%)	180 (81%)	28 (13%)	13 (6%)	2	11
5	CD	221/240 (92%)	177 (80%)	23 (10%)	21 (10%)	1	3
6	AE	258/261 (99%)	201 (78%)	36 (14%)	21 (8%)	1	5
6	CE	258/261 (99%)	219 (85%)	19 (7%)	20 (8%)	1	6
7	AF	204/225 (91%)	154 (76%)	31 (15%)	19 (9%)	1	4
7	CF	204/225 (91%)	155 (76%)	32 (16%)	17 (8%)	1	5
8	AG	224/236 (95%)	190 (85%)	22 (10%)	12 (5%)	2	14
8	CG	216/236 (92%)	183 (85%)	21 (10%)	12 (6%)	2	13
9	AH	182/190 (96%)	127 (70%)	28 (15%)	27 (15%)	0	1
9	CH	184/190 (97%)	143 (78%)	23 (12%)	18 (10%)	1	3
10	AI	184/200 (92%)	155 (84%)	14 (8%)	15 (8%)	1	5
10	CI	184/200 (92%)	160 (87%)	17 (9%)	7 (4%)	4	22
11	AJ	183/197 (93%)	152 (83%)	19 (10%)	12 (7%)	1	8
11	CJ	183/197 (93%)	152 (83%)	17 (9%)	14 (8%)	1	6
12	AK	94/105 (90%)	66 (70%)	18 (19%)	10 (11%)	0	3
12	CK	92/105 (88%)	59 (64%)	15 (16%)	18 (20%)	0	0
13	AL	153/156 (98%)	125 (82%)	19 (12%)	9 (6%)	2	11
13	CL	144/156 (92%)	118 (82%)	15 (10%)	11 (8%)	1	6
14	AM	122/143 (85%)	66 (54%)	23 (19%)	33 (27%)	0	0

Continued on next page...

Continued from previous page...

Mol	Chain	Analysed	Favoured	Allowed	Outliers	Percentiles	
14	CM	122/143 (85%)	60 (49%)	31 (25%)	31 (25%)	0	0
15	AN	148/151 (98%)	125 (84%)	15 (10%)	8 (5%)	2	14
15	CN	148/151 (98%)	129 (87%)	10 (7%)	9 (6%)	2	11
16	AO	125/137 (91%)	94 (75%)	16 (13%)	15 (12%)	0	2
16	CO	126/137 (92%)	101 (80%)	20 (16%)	5 (4%)	4	21
17	AP	122/142 (86%)	92 (75%)	15 (12%)	15 (12%)	0	2
17	CP	133/142 (94%)	91 (68%)	20 (15%)	22 (16%)	0	1
18	AQ	139/143 (97%)	114 (82%)	14 (10%)	11 (8%)	1	5
18	CQ	140/143 (98%)	122 (87%)	10 (7%)	8 (6%)	2	12
19	AR	116/136 (85%)	87 (75%)	17 (15%)	12 (10%)	1	3
19	CR	113/136 (83%)	92 (81%)	12 (11%)	9 (8%)	1	5
20	AS	143/146 (98%)	110 (77%)	19 (13%)	14 (10%)	1	3
20	CS	143/146 (98%)	111 (78%)	25 (18%)	7 (5%)	3	16
21	AT	141/144 (98%)	111 (79%)	18 (13%)	12 (8%)	1	5
21	CT	141/144 (98%)	125 (89%)	9 (6%)	7 (5%)	3	15
22	AU	105/121 (87%)	87 (83%)	13 (12%)	5 (5%)	3	17
22	CU	108/121 (89%)	81 (75%)	12 (11%)	15 (14%)	0	1
23	AV	85/87 (98%)	64 (75%)	11 (13%)	10 (12%)	0	2
23	CV	85/87 (98%)	71 (84%)	7 (8%)	7 (8%)	1	5
24	AW	127/130 (98%)	114 (90%)	10 (8%)	3 (2%)	7	35
24	CW	127/130 (98%)	115 (91%)	12 (9%)	0	100	100
25	AX	142/145 (98%)	111 (78%)	13 (9%)	18 (13%)	0	1
25	CX	142/145 (98%)	127 (89%)	13 (9%)	2 (1%)	14	51
26	AY	132/135 (98%)	106 (80%)	13 (10%)	13 (10%)	1	3
26	CY	132/135 (98%)	100 (76%)	17 (13%)	15 (11%)	0	2
27	AZ	68/108 (63%)	46 (68%)	11 (16%)	11 (16%)	0	1
27	CZ	67/108 (62%)	50 (75%)	10 (15%)	7 (10%)	1	3
28	Aa	95/119 (80%)	57 (60%)	21 (22%)	17 (18%)	0	1
28	Ca	95/119 (80%)	67 (70%)	20 (21%)	8 (8%)	1	5
29	Ab	79/82 (96%)	62 (78%)	13 (16%)	4 (5%)	2	15
29	Cb	79/82 (96%)	62 (78%)	9 (11%)	8 (10%)	1	3

Continued on next page...

Continued from previous page...

Mol	Chain	Analysed	Favoured	Allowed	Outliers	Percentiles	
30	Ac	61/67 (91%)	47 (77%)	9 (15%)	5 (8%)	1	5
30	Cc	61/67 (91%)	41 (67%)	17 (28%)	3 (5%)	3	16
31	Ad	51/56 (91%)	43 (84%)	6 (12%)	2 (4%)	4	21
31	Cd	51/56 (91%)	45 (88%)	2 (4%)	4 (8%)	1	6
32	Ae	58/63 (92%)	49 (84%)	7 (12%)	2 (3%)	5	25
32	Ce	60/63 (95%)	45 (75%)	9 (15%)	6 (10%)	1	3
33	Af	50/152 (33%)	30 (60%)	9 (18%)	11 (22%)	0	0
33	Cf	50/152 (33%)	26 (52%)	13 (26%)	11 (22%)	0	0
34	Ag	316/319 (99%)	273 (86%)	30 (10%)	13 (4%)	3	20
34	Cg	316/319 (99%)	262 (83%)	38 (12%)	16 (5%)	2	15
35	Ah	120/273 (44%)	92 (77%)	17 (14%)	11 (9%)	1	4
39	BA	250/254 (98%)	230 (92%)	14 (6%)	6 (2%)	7	35
39	DA	250/254 (98%)	213 (85%)	30 (12%)	7 (3%)	6	30
40	BB	384/387 (99%)	333 (87%)	37 (10%)	14 (4%)	4	24
40	DB	384/387 (99%)	341 (89%)	34 (9%)	9 (2%)	8	36
41	BC	359/362 (99%)	304 (85%)	34 (10%)	21 (6%)	2	12
41	DC	359/362 (99%)	306 (85%)	32 (9%)	21 (6%)	2	12
42	BD	294/297 (99%)	242 (82%)	31 (10%)	21 (7%)	1	7
42	DD	292/297 (98%)	267 (91%)	19 (6%)	6 (2%)	9	40
43	BE	152/176 (86%)	137 (90%)	11 (7%)	4 (3%)	7	33
43	DE	153/176 (87%)	134 (88%)	15 (10%)	4 (3%)	7	33
44	BF	220/244 (90%)	200 (91%)	11 (5%)	9 (4%)	3	20
44	DF	221/244 (91%)	201 (91%)	15 (7%)	5 (2%)	8	36
45	BG	231/256 (90%)	186 (80%)	26 (11%)	19 (8%)	1	5
45	DG	229/256 (90%)	180 (79%)	28 (12%)	21 (9%)	1	4
46	BH	189/191 (99%)	166 (88%)	17 (9%)	6 (3%)	5	27
46	DH	189/191 (99%)	172 (91%)	13 (7%)	4 (2%)	9	40
47	BI	207/221 (94%)	181 (87%)	19 (9%)	7 (3%)	5	25
47	DI	209/221 (95%)	175 (84%)	22 (10%)	12 (6%)	2	12
48	BJ	167/174 (96%)	120 (72%)	26 (16%)	21 (13%)	0	1
48	DJ	167/174 (96%)	135 (81%)	19 (11%)	13 (8%)	1	6

Continued on next page...

Continued from previous page...

Mol	Chain	Analysed	Favoured	Allowed	Outliers	Percentiles	
49	BL	191/199 (96%)	161 (84%)	18 (9%)	12 (6%)	2	9
49	DL	192/199 (96%)	161 (84%)	20 (10%)	11 (6%)	2	12
50	BM	134/138 (97%)	117 (87%)	8 (6%)	9 (7%)	1	8
50	DM	135/138 (98%)	124 (92%)	10 (7%)	1 (1%)	26	70
51	BN	201/204 (98%)	184 (92%)	10 (5%)	7 (4%)	4	24
51	DN	201/204 (98%)	182 (90%)	13 (6%)	6 (3%)	5	29
52	BO	353/219 (161%)	332 (94%)	14 (4%)	7 (2%)	9	41
52	DO	352/219 (161%)	324 (92%)	18 (5%)	10 (3%)	6	30
53	BP	181/184 (98%)	155 (86%)	17 (9%)	9 (5%)	3	15
53	DP	153/184 (83%)	142 (93%)	9 (6%)	2 (1%)	15	53
54	BQ	183/186 (98%)	162 (88%)	17 (9%)	4 (2%)	8	38
54	DQ	183/186 (98%)	168 (92%)	9 (5%)	6 (3%)	5	26
55	BR	186/189 (98%)	170 (91%)	12 (6%)	4 (2%)	8	38
55	DR	186/189 (98%)	167 (90%)	16 (9%)	3 (2%)	12	48
56	BS	170/172 (99%)	154 (91%)	12 (7%)	4 (2%)	7	35
56	DS	170/172 (99%)	163 (96%)	6 (4%)	1 (1%)	30	72
57	BT	157/160 (98%)	140 (89%)	10 (6%)	7 (4%)	3	18
57	DT	157/160 (98%)	146 (93%)	9 (6%)	2 (1%)	15	53
58	BU	98/121 (81%)	75 (76%)	14 (14%)	9 (9%)	1	4
58	DU	96/121 (79%)	80 (83%)	13 (14%)	3 (3%)	5	28
59	BV	134/137 (98%)	124 (92%)	9 (7%)	1 (1%)	26	70
59	DV	134/137 (98%)	124 (92%)	8 (6%)	2 (2%)	13	50
60	BW	96/155 (62%)	69 (72%)	16 (17%)	11 (12%)	0	2
60	DW	133/155 (86%)	106 (80%)	19 (14%)	8 (6%)	2	11
61	BX	119/142 (84%)	106 (89%)	11 (9%)	2 (2%)	11	46
61	DX	118/142 (83%)	103 (87%)	7 (6%)	8 (7%)	1	7
62	BY	124/127 (98%)	107 (86%)	15 (12%)	2 (2%)	12	48
62	DY	124/127 (98%)	107 (86%)	12 (10%)	5 (4%)	4	21
63	BZ	133/136 (98%)	114 (86%)	9 (7%)	10 (8%)	1	6
63	DZ	133/136 (98%)	107 (80%)	13 (10%)	13 (10%)	1	3
64	Ba	146/149 (98%)	120 (82%)	15 (10%)	11 (8%)	1	6

Continued on next page...

Continued from previous page...

Mol	Chain	Analysed	Favoured	Allowed	Outliers	Percentiles	
64	Da	146/149 (98%)	123 (84%)	18 (12%)	5 (3%)	5	25
65	Bb	56/59 (95%)	44 (79%)	9 (16%)	3 (5%)	2	14
65	Db	56/59 (95%)	44 (79%)	7 (12%)	5 (9%)	1	4
66	Bc	95/105 (90%)	86 (90%)	8 (8%)	1 (1%)	17	58
66	Dc	98/105 (93%)	87 (89%)	8 (8%)	3 (3%)	5	28
67	Bd	107/113 (95%)	94 (88%)	8 (8%)	5 (5%)	3	17
67	Dd	107/113 (95%)	88 (82%)	13 (12%)	6 (6%)	2	13
68	Be	125/130 (96%)	111 (89%)	10 (8%)	4 (3%)	5	27
68	De	125/130 (96%)	110 (88%)	9 (7%)	6 (5%)	3	17
69	Bf	104/107 (97%)	100 (96%)	2 (2%)	2 (2%)	10	43
69	Df	104/107 (97%)	96 (92%)	5 (5%)	3 (3%)	6	29
70	Bg	110/121 (91%)	97 (88%)	9 (8%)	4 (4%)	4	24
70	Dg	110/121 (91%)	93 (84%)	13 (12%)	4 (4%)	4	24
71	Bh	117/120 (98%)	99 (85%)	10 (8%)	8 (7%)	1	7
71	Dh	117/120 (98%)	99 (85%)	14 (12%)	4 (3%)	5	25
72	Bi	97/100 (97%)	75 (77%)	11 (11%)	11 (11%)	0	2
72	Di	97/100 (97%)	77 (79%)	13 (13%)	7 (7%)	1	7
73	Bj	85/88 (97%)	70 (82%)	12 (14%)	3 (4%)	4	24
73	Dj	85/88 (97%)	75 (88%)	8 (9%)	2 (2%)	7	35
74	Bk	75/78 (96%)	66 (88%)	8 (11%)	1 (1%)	15	53
74	Dk	75/78 (96%)	61 (81%)	10 (13%)	4 (5%)	2	14
75	Bl	48/51 (94%)	44 (92%)	4 (8%)	0	100	100
75	Dl	48/51 (94%)	41 (85%)	6 (12%)	1 (2%)	9	40
76	Bm	50/128 (39%)	45 (90%)	3 (6%)	2 (4%)	4	21
76	Dm	50/128 (39%)	48 (96%)	1 (2%)	1 (2%)	9	41
77	Bn	23/25 (92%)	20 (87%)	3 (13%)	0	100	100
77	Dn	23/25 (92%)	22 (96%)	0	1 (4%)	3	19
78	Bo	103/106 (97%)	86 (84%)	13 (13%)	4 (4%)	4	21
78	Do	103/106 (97%)	90 (87%)	11 (11%)	2 (2%)	10	43
79	Bp	89/92 (97%)	77 (86%)	9 (10%)	3 (3%)	5	25
79	Dp	89/92 (97%)	81 (91%)	8 (9%)	0	100	100

Continued on next page...

Continued from previous page...

Mol	Chain	Analysed	Favoured	Allowed	Outliers	Percentiles	
81	Ch	61/273 (22%)	38 (62%)	9 (15%)	14 (23%)	0	0
83	Dq	117/312 (38%)	93 (80%)	18 (15%)	6 (5%)	2	15
All	All	22511/24658 (91%)	18787 (84%)	2329 (10%)	1395 (6%)	2	10

All (1395) Ramachandran outliers are listed below:

Mol	Chain	Res	Type
2	AA	4	PRO
2	AA	29	VAL
2	AA	30	GLN
2	AA	39	ASN
2	AA	66	ALA
2	AA	95	ALA
2	AA	111	ILE
2	AA	191	ARG
2	AA	203	PHE
2	AA	205	ARG
3	AB	21	VAL
3	AB	26	ARG
3	AB	49	ASN
3	AB	58	SER
3	AB	60	ALA
3	AB	63	GLY
3	AB	113	MET
3	AB	116	LYS
3	AB	176	VAL
3	AB	177	GLN
3	AB	179	SER
3	AB	182	ALA
3	AB	206	PRO
3	AB	221	PRO
4	AC	146	THR
4	AC	148	LEU
5	AD	4	LEU
5	AD	62	ASN
5	AD	65	ARG
5	AD	93	ASP
5	AD	211	PRO
5	AD	212	LYS
5	AD	216	PRO
5	AD	220	PRO

Continued on next page...

Continued from previous page...

Mol	Chain	Res	Type
6	AE	104	ASP
6	AE	142	HIS
6	AE	153	ASN
6	AE	164	LEU
6	AE	260	GLY
7	AF	26	ALA
7	AF	39	GLU
7	AF	43	PHE
7	AF	63	GLN
7	AF	101	GLY
7	AF	153	GLY
7	AF	206	SER
8	AG	20	ASP
8	AG	25	ARG
8	AG	154	ARG
8	AG	173	PRO
8	AG	174	LYS
9	AH	31	SER
9	AH	36	ALA
9	AH	64	VAL
9	AH	67	LEU
9	AH	98	ILE
9	AH	105	THR
9	AH	111	LYS
9	AH	112	ARG
9	AH	131	PHE
9	AH	133	THR
9	AH	134	GLU
9	AH	155	ASP
10	AI	13	ALA
10	AI	22	ARG
10	AI	147	ALA
10	AI	149	SER
11	AJ	98	ALA
11	AJ	100	LYS
11	AJ	118	LEU
11	AJ	121	SER
11	AJ	164	PHE
12	AK	60	SER
12	AK	81	ASN
12	AK	87	VAL
12	AK	88	PRO

Continued on next page...

Continued from previous page...

Mol	Chain	Res	Type
12	AK	93	GLN
13	AL	7	VAL
13	AL	29	LYS
13	AL	133	LYS
14	AM	21	GLU
14	AM	25	GLU
14	AM	45	LEU
14	AM	55	GLY
14	AM	83	GLU
14	AM	87	PRO
14	AM	89	ILE
14	AM	90	LYS
14	AM	93	ASP
14	AM	126	TRP
15	AN	19	SER
15	AN	22	ALA
16	AO	38	THR
16	AO	39	ILE
16	AO	124	ASP
16	AO	125	SER
16	AO	126	THR
17	AP	29	SER
17	AP	54	ALA
17	AP	125	PRO
17	AP	126	VAL
18	AQ	41	PRO
18	AQ	58	ASP
18	AQ	59	LYS
18	AQ	114	ARG
18	AQ	116	LEU
18	AQ	138	PHE
19	AR	6	THR
19	AR	26	LEU
19	AR	85	VAL
19	AR	86	PRO
19	AR	88	VAL
19	AR	96	SER
19	AR	124	VAL
20	AS	14	ILE
20	AS	25	ASN
20	AS	28	ILE
20	AS	60	GLU

Continued on next page...

Continued from previous page...

Mol	Chain	Res	Type
20	AS	91	ASP
20	AS	92	ILE
21	AT	31	PRO
21	AT	53	TRP
21	AT	69	LYS
22	AU	118	VAL
23	AV	4	ASP
23	AV	7	GLN
23	AV	11	LEU
25	AX	3	LYS
25	AX	41	SER
25	AX	96	VAL
25	AX	114	LYS
25	AX	128	SER
25	AX	131	SER
25	AX	137	LYS
25	AX	138	GLU
25	AX	144	ARG
26	AY	32	ARG
26	AY	36	SER
26	AY	78	SER
27	AZ	38	HIS
27	AZ	39	ALA
27	AZ	43	ASP
27	AZ	44	GLN
27	AZ	54	VAL
27	AZ	71	ILE
27	AZ	88	ILE
28	Aa	19	LYS
28	Aa	45	VAL
28	Aa	46	GLU
28	Aa	62	TYR
28	Aa	65	PRO
28	Aa	82	ARG
28	Aa	84	VAL
28	Aa	85	ARG
29	Ab	38	PRO
29	Ab	62	ILE
30	Ac	36	THR
30	Ac	51	ASN
31	Ad	8	PHE
32	Ae	47	VAL

Continued on next page...

Continued from previous page...

Mol	Chain	Res	Type
33	Af	102	VAL
33	Af	103	LEU
33	Af	106	TYR
33	Af	111	GLU
33	Af	128	ALA
33	Af	148	TYR
34	Ag	51	ASP
34	Ag	160	GLU
34	Ag	318	ALA
35	Ah	47	ALA
35	Ah	52	PRO
35	Ah	85	SER
35	Ah	87	THR
39	BA	144	ASN
40	BB	3	HIS
40	BB	5	LYS
40	BB	140	ASP
40	BB	174	LYS
40	BB	300	ARG
40	BB	347	SER
40	BB	351	LEU
40	BB	385	LYS
41	BC	4	PRO
41	BC	268	ALA
41	BC	269	SER
41	BC	283	THR
41	BC	292	SER
41	BC	320	ASN
41	BC	338	LYS
41	BC	361	HIS
42	BD	20	PHE
42	BD	58	LYS
42	BD	124	GLU
42	BD	125	VAL
42	BD	210	GLU
42	BD	233	ALA
42	BD	234	ASP
42	BD	258	LYS
42	BD	276	LYS
42	BD	293	LEU
42	BD	295	GLY
43	BE	6	ALA

Continued on next page...

Continued from previous page...

Mol	Chain	Res	Type
44	BF	25	GLN
44	BF	26	VAL
44	BF	216	VAL
45	BG	25	PRO
45	BG	31	PRO
45	BG	36	ILE
45	BG	37	GLY
45	BG	156	ASP
46	BH	50	ASN
46	BH	109	ALA
47	BI	113	GLN
47	BI	207	GLU
47	BI	218	ALA
47	BI	219	ALA
48	BJ	8	PRO
48	BJ	11	ASP
48	BJ	12	LEU
48	BJ	74	PRO
48	BJ	94	ARG
48	BJ	165	GLN
49	BL	5	LYS
49	BL	47	ALA
49	BL	50	PRO
49	BL	129	ASN
49	BL	131	LYS
49	BL	193	ALA
50	BM	8	LYS
50	BM	9	ALA
50	BM	135	LEU
50	BM	136	ALA
51	BN	74	PRO
51	BN	75	VAL
52	BO	3[B]	SER
52	BO	111[A]	PRO
52	BO	111[B]	PRO
53	BP	157	VAL
54	BQ	99	THR
55	BR	5	ARG
55	BR	47	ASN
56	BS	167	ARG
57	BT	124	VAL
57	BT	159	PHE

Continued on next page...

Continued from previous page...

Mol	Chain	Res	Type
58	BU	107	PHE
60	BW	26	SER
60	BW	81	PRO
60	BW	86	SER
60	BW	97	LYS
61	BX	44	PRO
62	BY	84	LYS
63	BZ	17	ARG
63	BZ	59	ALA
63	BZ	125	GLY
63	BZ	128	GLN
63	BZ	129	TRP
64	Ba	66	ALA
64	Ba	76	ASP
66	Bc	100	ILE
67	Bd	5	LYS
67	Bd	6	ASP
67	Bd	7	VAL
67	Bd	83	GLU
67	Bd	84	ASP
68	Be	12	LYS
68	Be	27	ARG
68	Be	123	LYS
71	Bh	97	ALA
71	Bh	119	LYS
72	Bi	13	LYS
72	Bi	33	ALA
73	Bj	85	LYS
76	Bm	78	ILE
78	Bo	94	GLY
78	Bo	100	LYS
2	CA	4	PRO
2	CA	8	ASP
2	CA	22	THR
2	CA	23	HIS
2	CA	44	GLY
2	CA	163	ASN
2	CA	164	ASN
2	CA	185	ARG
2	CA	187	ALA
2	CA	189	VAL
2	CA	203	PHE

Continued on next page...

Continued from previous page...

Mol	Chain	Res	Type
2	CA	206	ASP
3	CB	26	ARG
3	CB	62	LYS
3	CB	81	PHE
3	CB	82	ARG
3	CB	147	ALA
3	CB	179	SER
3	CB	206	PRO
3	CB	210	ILE
3	CB	223	PHE
4	CC	91	ARG
4	CC	92	ALA
4	CC	107	SER
4	CC	248	SER
5	CD	4	LEU
5	CD	44	THR
5	CD	61	GLU
5	CD	91	VAL
5	CD	113	LEU
5	CD	115	ILE
5	CD	211	PRO
5	CD	212	LYS
5	CD	216	PRO
5	CD	217	ILE
5	CD	219	ALA
5	CD	220	PRO
6	CE	24	SER
6	CE	95	THR
6	CE	163	ASP
6	CE	164	LEU
6	CE	196	VAL
7	CF	28	PRO
7	CF	39	GLU
7	CF	54	LYS
7	CF	58	LEU
7	CF	125	THR
7	CF	153	GLY
7	CF	184	PHE
8	CG	153	VAL
8	CG	173	PRO
8	CG	174	LYS
9	CH	10	SER

Continued on next page...

Continued from previous page...

Mol	Chain	Res	Type
9	CH	11	GLN
9	CH	31	SER
9	CH	64	VAL
9	CH	67	LEU
9	CH	74	GLN
9	CH	110	GLN
9	CH	116	ARG
9	CH	131	PHE
9	CH	163	ASP
9	CH	185	ILE
10	CI	116	HIS
11	CJ	118	LEU
11	CJ	121	SER
11	CJ	168	ARG
12	CK	23	ALA
12	CK	79	TYR
12	CK	82	LEU
12	CK	83	PRO
12	CK	88	PRO
12	CK	92	ILE
12	CK	97	PRO
14	CM	21	GLU
14	CM	66	VAL
14	CM	83	GLU
14	CM	84	ASN
14	CM	85	LYS
14	CM	87	PRO
14	CM	89	ILE
14	CM	91	VAL
14	CM	93	ASP
14	CM	109	GLU
15	CN	19	SER
15	CN	66	ILE
15	CN	87	ASP
16	CO	50	ALA
16	CO	126	THR
17	CP	9	LYS
17	CP	11	VAL
17	CP	51	SER
17	CP	52	LYS
17	CP	68	PRO
17	CP	125	PRO

Continued on next page...

Continued from previous page...

Mol	Chain	Res	Type
17	CP	126	VAL
17	CP	127	ARG
17	CP	135	THR
18	CQ	42	GLU
18	CQ	115	THR
18	CQ	116	LEU
19	CR	88	VAL
19	CR	96	SER
19	CR	98	GLY
19	CR	104	ASN
19	CR	116	LYS
20	CS	91	ASP
20	CS	92	ILE
21	CT	29	GLU
21	CT	33	TYR
21	CT	34	VAL
22	CU	15	GLN
22	CU	17	GLN
22	CU	18	GLN
22	CU	49	ASN
22	CU	52	LYS
22	CU	96	PRO
22	CU	97	VAL
23	CV	78	LEU
25	CX	131	SER
26	CY	12	VAL
26	CY	30	PRO
26	CY	33	ALA
26	CY	35	VAL
26	CY	52	LYS
26	CY	68	LYS
26	CY	121	THR
26	CY	123	LYS
27	CZ	44	GLN
27	CZ	85	LYS
27	CZ	104	ALA
28	Ca	28	LYS
28	Ca	46	GLU
28	Ca	47	ALA
28	Ca	63	ALA
29	Cb	20	LYS
29	Cb	38	PRO

Continued on next page...

Continued from previous page...

Mol	Chain	Res	Type
29	Cb	60	SER
29	Cb	62	ILE
31	Cd	6	VAL
31	Cd	19	ARG
32	Ce	45	VAL
32	Ce	60	PRO
33	Cf	102	VAL
33	Cf	103	LEU
33	Cf	106	TYR
33	Cf	136	LYS
33	Cf	148	TYR
34	Cg	4	ASN
34	Cg	160	GLU
34	Cg	163	ASP
34	Cg	165	ASP
34	Cg	318	ALA
81	Ch	42	ALA
81	Ch	50	ASN
81	Ch	66	ALA
81	Ch	69	ARG
39	DA	96	LEU
40	DB	129	ALA
40	DB	140	ASP
40	DB	347	SER
41	DC	14	GLU
41	DC	15	ALA
41	DC	90	PHE
41	DC	145	ILE
41	DC	302	ALA
41	DC	311	HIS
41	DC	329	PRO
41	DC	330	TYR
41	DC	361	HIS
42	DD	215	ASP
42	DD	260	PHE
43	DE	97	ASN
43	DE	98	VAL
44	DF	158	LYS
45	DG	25	PRO
45	DG	26	LEU
45	DG	34	PHE
45	DG	122	LYS

Continued on next page...

Continued from previous page...

Mol	Chain	Res	Type
47	DI	25	ALA
47	DI	82	ARG
47	DI	170	LYS
47	DI	175	ASN
47	DI	187	ALA
48	DJ	8	PRO
48	DJ	10	ARG
48	DJ	12	LEU
48	DJ	94	ARG
48	DJ	95	ASN
48	DJ	108	GLU
48	DJ	115	LYS
48	DJ	167	TYR
49	DL	47	ALA
49	DL	129	ASN
49	DL	134	GLU
49	DL	150	PRO
50	DM	136	ALA
51	DN	49	ARG
51	DN	146	ALA
51	DN	147	ARG
52	DO	110[A]	PRO
52	DO	110[B]	PRO
52	DO	111[A]	PRO
52	DO	111[B]	PRO
52	DO	180[A]	SER
52	DO	180[B]	SER
52	DO	181[A]	ALA
52	DO	181[B]	ALA
54	DQ	41	ASP
54	DQ	99	THR
55	DR	35	ALA
56	DS	2	ALA
57	DT	136	ARG
59	DV	42	SER
60	DW	26	SER
60	DW	71	ARG
60	DW	76	VAL
61	DX	24	LEU
61	DX	25	LYS
61	DX	40	LEU
61	DX	44	PRO

Continued on next page...

Continued from previous page...

Mol	Chain	Res	Type
61	DX	45	LYS
62	DY	77	LYS
62	DY	83	ASP
62	DY	84	LYS
62	DY	125	LYS
62	DY	126	LEU
63	DZ	5	LEU
63	DZ	125	GLY
63	DZ	129	TRP
64	Da	76	ASP
65	Db	21	ILE
65	Db	23	LYS
65	Db	25	LYS
65	Db	39	PHE
66	Dc	100	ILE
66	Dc	104	LEU
67	Dd	7	VAL
67	Dd	45	GLY
67	Dd	84	ASP
68	De	4	LEU
68	De	5	PRO
68	De	27	ARG
69	Df	88	ASN
70	Dg	10	ARG
70	Dg	100	ILE
71	Dh	40	SER
71	Dh	82	ALA
72	Di	33	ALA
72	Di	63	ASN
72	Di	64	SER
72	Di	98	ARG
73	Dj	87	SER
74	Dk	17	ARG
74	Dk	18	ALA
75	Dl	3	ALA
78	Do	78	LYS
2	AA	5	ALA
2	AA	49	ASN
2	AA	81	PHE
2	AA	94	GLY
2	AA	190	ASP
2	AA	194	PRO

Continued on next page...

Continued from previous page...

Mol	Chain	Res	Type
2	AA	196	SER
3	AB	23	PRO
3	AB	55	LYS
3	AB	72	ASP
3	AB	79	HIS
3	AB	82	ARG
3	AB	93	GLY
3	AB	108	ASP
3	AB	148	ASN
3	AB	181	LEU
3	AB	207	LEU
4	AC	35	TRP
4	AC	203	LYS
4	AC	248	SER
5	AD	44	THR
5	AD	218	LEU
6	AE	12	LEU
6	AE	152	PRO
6	AE	157	ASN
6	AE	195	ILE
6	AE	245	LYS
7	AF	35	GLN
7	AF	45	LYS
7	AF	58	LEU
7	AF	127	GLN
7	AF	150	GLY
7	AF	223	SER
8	AG	24	ILE
8	AG	146	GLY
8	AG	152	ASP
8	AG	153	VAL
9	AH	32	PRO
9	AH	104	ARG
9	AH	156	SER
9	AH	186	PRO
10	AI	40	ALA
10	AI	105	ASP
10	AI	120	THR
10	AI	199	LYS
11	AJ	134	ILE
11	AJ	167	ALA
11	AJ	171	ARG

Continued on next page...

Continued from previous page...

Mol	Chain	Res	Type
12	AK	30	ALA
12	AK	64	TYR
12	AK	82	LEU
14	AM	54	ARG
14	AM	63	VAL
14	AM	66	VAL
14	AM	84	ASN
14	AM	91	VAL
14	AM	113	ARG
14	AM	128	ALA
15	AN	13	SER
15	AN	27	LYS
15	AN	28	LEU
15	AN	68	GLY
16	AO	40	ALA
16	AO	42	VAL
16	AO	46	MET
16	AO	50	ALA
16	AO	51	ASP
16	AO	114	ARG
17	AP	48	GLY
17	AP	51	SER
17	AP	101	ALA
18	AQ	40	GLU
18	AQ	113	ASP
19	AR	25	THR
20	AS	59	GLY
20	AS	61	LEU
20	AS	142	GLY
21	AT	11	ALA
21	AT	28	LEU
21	AT	50	ALA
22	AU	17	GLN
23	AV	12	TYR
24	AW	66	ASN
25	AX	8	GLY
25	AX	97	ASP
26	AY	5	VAL
26	AY	11	LYS
27	AZ	73	GLY
28	Aa	36	ILE
28	Aa	63	ALA

Continued on next page...

Continued from previous page...

Mol	Chain	Res	Type
28	Aa	75	VAL
28	Aa	86	VAL
29	Ab	63	LEU
30	Ac	35	ASP
30	Ac	61	ARG
31	Ad	34	TYR
33	Af	118	ARG
33	Af	127	GLY
34	Ag	3	SER
34	Ag	28	GLY
34	Ag	161	LYS
34	Ag	217	ASP
35	Ah	46	LYS
35	Ah	82	THR
35	Ah	89	ARG
35	Ah	140	ASP
39	BA	13	GLY
39	BA	70	ARG
40	BB	136	LYS
40	BB	138	ALA
41	BC	15	ALA
41	BC	107	ARG
41	BC	182	LEU
41	BC	232	SER
41	BC	311	HIS
41	BC	317	PRO
42	BD	137	ASP
42	BD	188	GLU
42	BD	209	GLU
42	BD	215	ASP
42	BD	292	ALA
43	BE	97	ASN
43	BE	98	VAL
44	BF	24	GLU
44	BF	175	LYS
45	BG	39	ALA
45	BG	115	ALA
45	BG	159	PRO
45	BG	254	ASP
47	BI	194	GLY
48	BJ	9	MET
48	BJ	73	GLY

Continued on next page...

Continued from previous page...

Mol	Chain	Res	Type
48	BJ	86	VAL
48	BJ	115	LYS
48	BJ	167	TYR
49	BL	136	GLU
49	BL	141	ALA
50	BM	10	SER
51	BN	144	ARG
51	BN	184	LYS
52	BO	17[A]	GLY
52	BO	17[B]	GLY
53	BP	164	LYS
53	BP	182	ILE
54	BQ	98	LYS
54	BQ	183	GLY
56	BS	2	ALA
56	BS	12	ARG
56	BS	13	ARG
57	BT	125	ALA
58	BU	11	ILE
58	BU	50	LEU
58	BU	51	GLY
58	BU	91	ASP
59	BV	82	ALA
61	BX	45	LYS
62	BY	92	GLY
64	Ba	47	LYS
64	Ba	57	GLY
64	Ba	121	VAL
70	Bg	74	ARG
70	Bg	77	GLY
71	Bh	90	ARG
71	Bh	95	PHE
71	Bh	96	GLU
72	Bi	28	TYR
72	Bi	49	GLY
72	Bi	50	LEU
73	Bj	65	ARG
79	Bp	60	CYS
2	CA	29	VAL
2	CA	30	GLN
2	CA	95	ALA
2	CA	103	THR

Continued on next page...

Continued from previous page...

Mol	Chain	Res	Type
2	CA	111	ILE
2	CA	158	VAL
2	CA	186	GLY
2	CA	191	ARG
2	CA	194	PRO
3	CB	93	GLY
3	CB	154	SER
3	CB	209	ASN
3	CB	224	ASP
4	CC	93	GLY
4	CC	106	ASP
4	CC	153	SER
4	CC	163	GLY
4	CC	164	SER
5	CD	45	LYS
5	CD	221	SER
6	CE	12	LEU
6	CE	104	ASP
7	CF	35	GLN
7	CF	36	ALA
7	CF	55	ASP
7	CF	100	ASN
7	CF	204	GLY
8	CG	25	ARG
8	CG	68	LEU
8	CG	152	ASP
8	CG	154	ARG
9	CH	87	ASP
9	CH	112	ARG
10	CI	62	THR
10	CI	115	ALA
11	CJ	105	LEU
11	CJ	110	GLN
11	CJ	134	ILE
11	CJ	147	MET
11	CJ	169	PRO
12	CK	9	ASN
12	CK	32	HIS
12	CK	35	ILE
12	CK	81	ASN
12	CK	94	GLU
13	CL	114	ALA

Continued on next page...

Continued from previous page...

Mol	Chain	Res	Type
13	CL	133	LYS
13	CL	144	ALA
14	CM	22	VAL
14	CM	58	LEU
14	CM	63	VAL
14	CM	103	LEU
14	CM	119	SER
14	CM	131	ASP
15	CN	60	VAL
15	CN	139	TRP
15	CN	140	LYS
17	CP	6	ASN
17	CP	10	ARG
17	CP	14	THR
17	CP	17	TYR
17	CP	131	ALA
17	CP	132	GLY
18	CQ	39	VAL
18	CQ	142	TYR
19	CR	63	LYS
19	CR	99	VAL
20	CS	60	GLU
20	CS	61	LEU
21	CT	26	GLY
22	CU	16	GLN
22	CU	100	VAL
23	CV	4	ASP
23	CV	43	GLY
23	CV	44	ARG
26	CY	34	ASN
26	CY	58	PHE
27	CZ	38	HIS
28	Ca	62	TYR
29	Cb	57	GLU
30	Cc	61	ARG
30	Cc	62	GLU
32	Ce	47	VAL
32	Ce	51	ASN
32	Ce	61	SER
33	Cf	112	GLY
33	Cf	124	PRO
33	Cf	131	PHE

Continued on next page...

Continued from previous page...

Mol	Chain	Res	Type
33	Cf	145	HIS
34	Cg	97	GLY
34	Cg	149	ASP
34	Cg	282	SER
81	Ch	46	LYS
81	Ch	47	ALA
81	Ch	48	ARG
81	Ch	63	ASP
81	Ch	65	THR
81	Ch	72	ARG
39	DA	24	GLN
39	DA	194	ASN
40	DB	235	THR
40	DB	293	ASN
41	DC	71	VAL
41	DC	190	GLY
41	DC	272	VAL
41	DC	345	GLU
41	DC	353	ALA
42	DD	125	VAL
42	DD	178	ASN
45	DG	81	THR
45	DG	121	SER
45	DG	188	THR
45	DG	203	VAL
45	DG	223	ALA
45	DG	240	ASN
46	DH	144	ILE
46	DH	189	GLU
47	DI	220	GLN
48	DJ	55	ARG
49	DL	135	ALA
49	DL	141	ALA
51	DN	184	LYS
53	DP	66	SER
53	DP	67	ILE
54	DQ	91	ALA
54	DQ	167	SER
58	DU	49	ASN
58	DU	91	ASP
59	DV	41	GLY
60	DW	63	ILE

Continued on next page...

Continued from previous page...

Mol	Chain	Res	Type
60	DW	77	LYS
63	DZ	17	ARG
63	DZ	93	LYS
63	DZ	130	PHE
63	DZ	134	LEU
64	Da	24	LYS
66	Dc	10	ILE
67	Dd	83	GLU
68	De	6	HIS
68	De	12	LYS
68	De	124	GLY
69	Df	91	ALA
71	Dh	119	LYS
77	Dn	23	ARG
83	Dq	47	GLY
83	Dq	198	PRO
2	AA	27	ARG
2	AA	103	THR
3	AB	35	PRO
3	AB	38	PHE
3	AB	62	LYS
3	AB	209	ASN
4	AC	106	ASP
4	AC	150	GLN
4	AC	235	LEU
5	AD	54	ARG
6	AE	200	ARG
7	AF	33	VAL
7	AF	156	ARG
9	AH	5	GLN
9	AH	29	ASN
9	AH	74	GLN
9	AH	75	THR
9	AH	110	GLN
10	AI	41	LYS
10	AI	136	SER
10	AI	153	GLU
11	AJ	163	PRO
13	AL	4	GLU
13	AL	55	ASP
13	AL	146	ALA
13	AL	153	PHE

Continued on next page...

Continued from previous page...

Mol	Chain	Res	Type
13	AL	154	ALA
14	AM	22	VAL
14	AM	81	ASP
14	AM	82	PRO
14	AM	85	LYS
14	AM	112	ALA
14	AM	135	MET
16	AO	18	ARG
16	AO	123	SER
17	AP	11	VAL
17	AP	22	LEU
17	AP	52	LYS
19	AR	83	GLN
19	AR	115	LEU
20	AS	10	SER
20	AS	80	LYS
20	AS	83	ALA
21	AT	25	GLN
22	AU	55	PRO
23	AV	2	GLU
23	AV	10	GLU
23	AV	15	ARG
25	AX	37	ALA
25	AX	40	SER
25	AX	89	ASN
26	AY	34	ASN
26	AY	51	GLU
26	AY	53	ASP
27	AZ	41	ILE
27	AZ	55	PRO
27	AZ	97	LYS
28	Aa	66	LYS
33	Af	138	ARG
34	Ag	15	GLY
34	Ag	96	THR
34	Ag	98	GLU
39	BA	250	GLN
40	BB	4	ARG
41	BC	14	GLU
41	BC	16	THR
42	BD	112	LYS
45	BG	78	PHE

Continued on next page...

Continued from previous page...

Mol	Chain	Res	Type
45	BG	122	LYS
46	BH	42	ASP
47	BI	195	ALA
48	BJ	140	ARG
48	BJ	169	ALA
48	BJ	173	ASP
49	BL	134	GLU
49	BL	166	ALA
50	BM	28	SER
50	BM	95	ALA
51	BN	145	ASP
53	BP	160	ALA
55	BR	53	LYS
55	BR	64	ARG
57	BT	114	ALA
58	BU	10	LYS
58	BU	44	GLU
60	BW	17	ARG
60	BW	77	LYS
63	BZ	16	GLY
63	BZ	35	SER
63	BZ	102	GLU
64	Ba	93	SER
70	Bg	46	ASP
70	Bg	98	GLN
71	Bh	4	VAL
71	Bh	91	ALA
72	Bi	34	SER
72	Bi	95	ALA
72	Bi	98	ARG
78	Bo	34	SER
79	Bp	58	SER
4	CC	238	SER
5	CD	179	GLN
5	CD	180	GLY
6	CE	57	ASN
6	CE	94	ALA
6	CE	168	LYS
6	CE	171	ASP
7	CF	43	PHE
8	CG	142	ARG
8	CG	165	GLY

Continued on next page...

Continued from previous page...

Mol	Chain	Res	Type
9	CH	133	THR
10	CI	101	ILE
10	CI	136	SER
10	CI	137	LYS
11	CJ	162	SER
13	CL	6	THR
13	CL	121	ASP
13	CL	132	SER
14	CM	25	GLU
14	CM	26	ASP
14	CM	82	PRO
14	CM	135	MET
15	CN	22	ALA
16	CO	114	ARG
17	CP	69	GLU
19	CR	86	PRO
20	CS	33	THR
22	CU	13	GLU
22	CU	51	VAL
22	CU	53	LYS
22	CU	119	ALA
26	CY	11	LYS
26	CY	51	GLU
26	CY	132	ARG
31	Cd	11	PRO
34	Cg	39	ASP
34	Cg	161	LYS
34	Cg	297	ASP
81	Ch	84	LYS
39	DA	56	ALA
39	DA	144	ASN
39	DA	249	SER
40	DB	138	ALA
40	DB	155	ALA
41	DC	146	PRO
42	DD	270	LYS
43	DE	10	TYR
43	DE	32	ALA
45	DG	39	ALA
45	DG	123	GLN
45	DG	133	LYS
45	DG	237	ILE

Continued on next page...

Continued from previous page...

Mol	Chain	Res	Type
47	DI	83	ASP
47	DI	101	LYS
47	DI	174	THR
47	DI	176	LEU
49	DL	101	ARG
49	DL	140	SER
51	DN	181	ASN
52	DO	12[A]	LYS
52	DO	12[B]	LYS
58	DU	48	GLY
60	DW	74	LYS
60	DW	134	GLN
61	DX	38	LEU
61	DX	47	ALA
61	DX	55	ASN
63	DZ	16	GLY
64	Da	47	LYS
67	Dd	5	LYS
67	Dd	86	LYS
70	Dg	79	SER
72	Di	34	SER
83	Dq	33	VAL
2	AA	33	GLN
2	AA	158	VAL
2	AA	164	ASN
2	AA	185	ARG
2	AA	189	VAL
3	AB	54	LEU
3	AB	61	LEU
3	AB	81	PHE
3	AB	112	SER
3	AB	154	SER
3	AB	215	VAL
4	AC	39	THR
5	AD	217	ILE
6	AE	77	ARG
6	AE	80	THR
6	AE	163	ASP
6	AE	188	ASN
6	AE	193	GLY
7	AF	51	VAL
7	AF	79	ASN

Continued on next page...

Continued from previous page...

Mol	Chain	Res	Type
8	AG	69	LEU
9	AH	13	PRO
9	AH	84	LYS
9	AH	132	PRO
10	AI	59	ARG
10	AI	152	ILE
12	AK	94	GLU
13	AL	145	ALA
14	AM	39	ASP
14	AM	68	GLU
14	AM	106	ILE
14	AM	107	ASP
14	AM	108	ARG
14	AM	129	GLU
14	AM	130	THR
15	AN	138	ASN
16	AO	69	ALA
18	AQ	142	TYR
19	AR	23	LYS
19	AR	72	LYS
21	AT	7	ARG
21	AT	23	GLN
21	AT	39	THR
23	AV	44	ARG
25	AX	92	CYS
25	AX	109	ARG
25	AX	112	LYS
26	AY	60	PHE
28	Aa	64	LEU
30	Ac	6	PRO
32	Ae	50	VAL
33	Af	145	HIS
34	Ag	136	ILE
34	Ag	163	ASP
34	Ag	237	GLN
40	BB	386	ASP
41	BC	146	PRO
41	BC	233	LEU
42	BD	6	ASP
42	BD	252	ALA
42	BD	253	PHE
43	BE	95	GLY

Continued on next page...

Continued from previous page...

Mol	Chain	Res	Type
44	BF	160	ARG
45	BG	157	VAL
45	BG	253	SER
46	BH	13	PRO
47	BI	24	ARG
48	BJ	95	ASN
48	BJ	108	GLU
48	BJ	114	ILE
48	BJ	117	ASP
51	BN	94	TYR
51	BN	149	ASN
53	BP	158	ALA
53	BP	161	ALA
53	BP	163	LYS
54	BQ	162	ALA
57	BT	12	ARG
58	BU	31	ALA
58	BU	49	ASN
60	BW	64	THR
63	BZ	103	GLN
64	Ba	96	LYS
65	Bb	32	LEU
68	Be	40	SER
71	Bh	27	GLU
73	Bj	25	ARG
74	Bk	33	LYS
78	Bo	15	LYS
79	Bp	51	ALA
2	CA	10	THR
4	CC	40	LYS
4	CC	150	GLN
4	CC	235	LEU
5	CD	111	ASN
5	CD	144	ALA
6	CE	189	LEU
6	CE	245	LYS
7	CF	29	ILE
7	CF	101	GLY
7	CF	151	GLY
8	CG	2	LYS
8	CG	70	PRO
9	CH	66	SER

Continued on next page...

Continued from previous page...

Mol	Chain	Res	Type
11	CJ	65	LYS
11	CJ	126	ARG
12	CK	30	ALA
12	CK	95	ARG
13	CL	7	VAL
13	CL	55	ASP
13	CL	61	THR
13	CL	129	ARG
14	CM	45	LEU
14	CM	64	SER
14	CM	81	ASP
14	CM	106	ILE
14	CM	118	ALA
14	CM	128	ALA
14	CM	129	GLU
16	CO	124	ASP
17	CP	7	ALA
17	CP	48	GLY
17	CP	75	PRO
20	CS	145	ARG
21	CT	25	GLN
21	CT	66	TYR
22	CU	19	ILE
23	CV	10	GLU
25	CX	101	GLU
26	CY	53	ASP
27	CZ	103	ARG
28	Ca	15	ARG
28	Ca	35	ALA
28	Ca	59	TYR
29	Cb	58	SER
32	Ce	54	ARG
33	Cf	138	ARG
34	Cg	298	GLY
81	Ch	43	ASP
81	Ch	64	LYS
39	DA	143	GLU
40	DB	333	LYS
41	DC	233	LEU
41	DC	306	THR
41	DC	331	ALA
41	DC	342	LYS

Continued on next page...

Continued from previous page...

Mol	Chain	Res	Type
42	DD	124	GLU
44	DF	191	VAL
45	DG	206	GLU
46	DH	167	VAL
47	DI	207	GLU
49	DL	60	ALA
49	DL	76	THR
51	DN	48	ALA
55	DR	147	ALA
60	DW	25	ASP
63	DZ	34	LYS
63	DZ	36	HIS
64	Da	121	VAL
70	Dg	99	LYS
73	Dj	85	LYS
74	Dk	8	ILE
83	Dq	102	SER
3	AB	64	ARG
4	AC	36	VAL
5	AD	59	LEU
6	AE	233	LYS
7	AF	21	THR
7	AF	64	VAL
9	AH	73	VAL
9	AH	185	ILE
11	AJ	162	SER
14	AM	101	ALA
17	AP	38	PRO
21	AT	29	GLU
22	AU	49	ASN
23	AV	46	ILE
23	AV	49	GLU
24	AW	67	GLY
24	AW	83	ILE
25	AX	70	LYS
26	AY	6	THR
26	AY	47	VAL
29	Ab	51	GLN
35	Ah	53	ARG
35	Ah	102	THR
39	BA	35	ALA
39	BA	251	LYS

Continued on next page...

Continued from previous page...

Mol	Chain	Res	Type
41	BC	5	GLN
44	BF	178	ILE
45	BG	47	SER
46	BH	2	LYS
46	BH	107	ASP
48	BJ	24	GLY
48	BJ	111	ASP
48	BJ	172	LEU
49	BL	130	GLY
49	BL	133	PRO
50	BM	6	ILE
50	BM	36	VAL
52	BO	187[A]	GLU
52	BO	187[B]	GLU
57	BT	18	ASP
60	BW	80	ARG
60	BW	89	LEU
64	Ba	56	VAL
64	Ba	117	ARG
65	Bb	53	ALA
69	Bf	59	VAL
72	Bi	3	VAL
76	Bm	79	GLU
3	CB	63	GLY
6	CE	90	ILE
6	CE	205	PHE
9	CH	12	ALA
9	CH	13	PRO
10	CI	78	ILE
11	CJ	115	LYS
11	CJ	119	ALA
11	CJ	150	LEU
12	CK	10	LYS
14	CM	59	LEU
14	CM	107	ASP
14	CM	127	GLY
15	CN	43	LYS
15	CN	137	PRO
17	CP	49	MET
17	CP	130	ARG
17	CP	136	SER
20	CS	14	ILE

Continued on next page...

Continued from previous page...

Mol	Chain	Res	Type
21	CT	28	LEU
27	CZ	54	VAL
27	CZ	70	LYS
29	Cb	21	LEU
29	Cb	63	LEU
30	Cc	37	SER
31	Cd	7	TRP
33	Cf	146	SER
34	Cg	217	ASP
34	Cg	228	LYS
81	Ch	51	ARG
41	DC	5	GLN
44	DF	229	PHE
45	DG	69	LEU
45	DG	120	LYS
45	DG	124	ASP
46	DH	110	LYS
48	DJ	111	ASP
48	DJ	153	LYS
49	DL	121	SER
54	DQ	98	LYS
55	DR	183	ALA
57	DT	20	ARG
63	DZ	7	ALA
64	Da	129	PHE
65	Db	24	PRO
72	Di	9	ILE
74	Dk	19	ASP
76	Dm	78	ILE
83	Dq	197	PHE
2	AA	139	VAL
3	AB	78	ASP
3	AB	210	ILE
6	AE	3	ARG
6	AE	53	LYS
8	AG	132	ARG
9	AH	11	GLN
10	AI	10	LYS
10	AI	186	GLY
11	AJ	132	ARG
15	AN	60	VAL
17	AP	10	ARG

Continued on next page...

Continued from previous page...

Mol	Chain	Res	Type
17	AP	23	GLU
17	AP	69	GLU
17	AP	130	ARG
20	AS	7	GLU
20	AS	34	THR
22	AU	117	VAL
26	AY	58	PHE
26	AY	77	ASN
28	Aa	10	ARG
35	Ah	88	ARG
40	BB	155	ALA
40	BB	317	ILE
41	BC	72	ALA
42	BD	259	LYS
44	BF	164	SER
45	BG	75	ILE
53	BP	162	GLU
60	BW	67	VAL
60	BW	76	VAL
64	Ba	91	LEU
65	Bb	21	ILE
69	Bf	91	ALA
72	Bi	21	THR
72	Bi	94	ILE
2	CA	109	ASN
2	CA	139	VAL
3	CB	21	VAL
6	CE	194	THR
12	CK	3	MET
12	CK	24	LYS
12	CK	31	LYS
13	CL	146	ALA
14	CM	115	VAL
18	CQ	40	GLU
19	CR	120	SER
23	CV	6	GLY
34	Cg	153	GLN
40	DB	187	SER
41	DC	328	ASN
44	DF	157	ASN
45	DG	202	GLU
47	DI	204	GLY

Continued on next page...

Continued from previous page...

Mol	Chain	Res	Type
48	DJ	114	ILE
63	DZ	29	HIS
71	Dh	83	LYS
6	AE	234	PRO
11	AJ	117	GLY
16	AO	48	VAL
18	AQ	97	VAL
64	Ba	29	PRO
5	CD	203	PRO
8	CG	69	LEU
9	CH	32	PRO
18	CQ	97	VAL
44	DF	178	ILE
45	DG	190	VAL
83	Dq	196	VAL
2	AA	117	GLU
14	AM	40	GLY
28	Aa	50	VAL
28	Aa	59	TYR
44	BF	91	GLY
45	BG	158	ASP
5	CD	43	PRO
22	CU	118	VAL
23	CV	77	GLY
63	DZ	103	GLN
72	Di	3	VAL
78	Do	31	GLY
3	AB	197	ILE
4	AC	145	GLY
18	AQ	29	ILE
21	AT	100	ILE
33	Af	147	VAL
45	BG	116	VAL
45	BG	119	GLY
45	BG	135	GLY
63	BZ	36	HIS
2	CA	94	GLY
6	CE	150	PRO
6	CE	195	ILE
7	CF	152	GLY
16	CO	131	GLY
34	Cg	15	GLY

Continued on next page...

Continued from previous page...

Mol	Chain	Res	Type
45	DG	73	PRO
48	DJ	118	PRO
54	DQ	42	ALA
6	AE	45	ILE
8	AG	70	PRO
12	AK	89	GLY
14	AM	117	GLY
41	BC	131	VAL
53	BP	84	PRO
5	CD	163	PRO
6	CE	260	GLY
18	CQ	4	VAL
26	CY	29	HIS
69	Df	59	VAL
4	AC	163	GLY
57	BT	123	GLY
6	CE	30	ARG

5.3.2 Protein sidechains [i](#)

In the following table, the Percentiles column shows the percent sidechain outliers of the chain as a percentile score with respect to all X-ray entries followed by that with respect to entries of similar resolution.

The Analysed column shows the number of residues for which the sidechain conformation was analysed, and the total number of residues.

Mol	Chain	Analysed	Rotameric	Outliers	Percentiles	
2	AA	164/210 (78%)	122 (74%)	42 (26%)	0	3
2	CA	165/210 (79%)	131 (79%)	34 (21%)	1	7
3	AB	191/224 (85%)	137 (72%)	54 (28%)	0	2
3	CB	192/224 (86%)	148 (77%)	44 (23%)	1	5
4	AC	176/205 (86%)	130 (74%)	46 (26%)	0	3
4	CC	176/205 (86%)	133 (76%)	43 (24%)	1	4
5	AD	182/195 (93%)	138 (76%)	44 (24%)	1	4
5	CD	182/195 (93%)	140 (77%)	42 (23%)	1	5
6	AE	221/222 (100%)	166 (75%)	55 (25%)	1	3
6	CE	221/222 (100%)	178 (80%)	43 (20%)	2	9
7	AF	173/191 (91%)	137 (79%)	36 (21%)	1	7

Continued on next page...

Continued from previous page...

Mol	Chain	Analysed	Rotameric	Outliers	Percentiles	
7	CF	173/191 (91%)	132 (76%)	41 (24%)	1	4
8	AG	188/201 (94%)	149 (79%)	39 (21%)	1	7
8	CG	187/201 (93%)	143 (76%)	44 (24%)	1	4
9	AH	165/170 (97%)	124 (75%)	41 (25%)	1	3
9	CH	165/170 (97%)	127 (77%)	38 (23%)	1	5
10	AI	150/161 (93%)	118 (79%)	32 (21%)	1	6
10	CI	150/161 (93%)	117 (78%)	33 (22%)	1	6
11	AJ	158/166 (95%)	117 (74%)	41 (26%)	0	3
11	CJ	158/166 (95%)	124 (78%)	34 (22%)	1	6
12	AK	77/98 (79%)	58 (75%)	19 (25%)	1	3
12	CK	73/98 (74%)	56 (77%)	17 (23%)	1	4
13	AL	129/137 (94%)	105 (81%)	24 (19%)	2	10
13	CL	129/137 (94%)	100 (78%)	29 (22%)	1	5
14	AM	88/119 (74%)	55 (62%)	33 (38%)	0	1
14	CM	88/119 (74%)	55 (62%)	33 (38%)	0	1
15	AN	127/128 (99%)	91 (72%)	36 (28%)	0	2
15	CN	127/128 (99%)	103 (81%)	24 (19%)	2	10
16	AO	81/105 (77%)	57 (70%)	24 (30%)	0	2
16	CO	97/105 (92%)	71 (73%)	26 (27%)	0	3
17	AP	101/118 (86%)	82 (81%)	19 (19%)	2	10
17	CP	103/118 (87%)	81 (79%)	22 (21%)	1	6
18	AQ	117/119 (98%)	84 (72%)	33 (28%)	0	2
18	CQ	118/119 (99%)	92 (78%)	26 (22%)	1	6
19	AR	94/124 (76%)	70 (74%)	24 (26%)	1	3
19	CR	92/124 (74%)	74 (80%)	18 (20%)	1	9
20	AS	128/129 (99%)	87 (68%)	41 (32%)	0	1
20	CS	128/129 (99%)	98 (77%)	30 (23%)	1	4
21	AT	115/116 (99%)	84 (73%)	31 (27%)	0	3
21	CT	115/116 (99%)	88 (76%)	27 (24%)	1	4
22	AU	100/114 (88%)	71 (71%)	29 (29%)	0	2
22	CU	103/114 (90%)	69 (67%)	34 (33%)	0	1

Continued on next page...

Continued from previous page...

Mol	Chain	Analysed	Rotameric	Outliers	Percentiles	
23	AV	74/74 (100%)	56 (76%)	18 (24%)	1	4
23	CV	74/74 (100%)	57 (77%)	17 (23%)	1	5
24	AW	110/111 (99%)	84 (76%)	26 (24%)	1	4
24	CW	110/111 (99%)	96 (87%)	14 (13%)	5	23
25	AX	119/120 (99%)	97 (82%)	22 (18%)	2	10
25	CX	119/120 (99%)	101 (85%)	18 (15%)	3	17
26	AY	112/113 (99%)	84 (75%)	28 (25%)	1	3
26	CY	112/113 (99%)	90 (80%)	22 (20%)	1	9
27	AZ	61/89 (68%)	43 (70%)	18 (30%)	0	2
27	CZ	61/89 (68%)	44 (72%)	17 (28%)	0	2
28	Aa	83/101 (82%)	65 (78%)	18 (22%)	1	6
28	Ca	83/101 (82%)	68 (82%)	15 (18%)	2	11
29	Ab	70/71 (99%)	62 (89%)	8 (11%)	7	28
29	Cb	70/71 (99%)	57 (81%)	13 (19%)	2	10
30	Ac	56/60 (93%)	38 (68%)	18 (32%)	0	1
30	Cc	56/60 (93%)	38 (68%)	18 (32%)	0	1
31	Ad	47/49 (96%)	38 (81%)	9 (19%)	2	10
31	Cd	47/49 (96%)	36 (77%)	11 (23%)	1	4
32	Ae	51/54 (94%)	43 (84%)	8 (16%)	3	15
32	Ce	53/54 (98%)	37 (70%)	16 (30%)	0	2
33	Af	43/112 (38%)	32 (74%)	11 (26%)	0	3
33	Cf	43/112 (38%)	32 (74%)	11 (26%)	0	3
34	Ag	259/262 (99%)	222 (86%)	37 (14%)	4	19
34	Cg	260/262 (99%)	226 (87%)	34 (13%)	5	22
35	Ah	97/195 (50%)	74 (76%)	23 (24%)	1	4
39	BA	193/196 (98%)	160 (83%)	33 (17%)	2	12
39	DA	192/196 (98%)	154 (80%)	38 (20%)	1	8
40	BB	321/323 (99%)	240 (75%)	81 (25%)	1	3
40	DB	321/323 (99%)	251 (78%)	70 (22%)	1	6
41	BC	288/289 (100%)	227 (79%)	61 (21%)	1	6
41	DC	288/289 (100%)	222 (77%)	66 (23%)	1	5

Continued on next page...

Continued from previous page...

Mol	Chain	Analysed	Rotameric	Outliers	Percentiles	
42	BD	244/245 (100%)	189 (78%)	55 (22%)	1	5
42	DD	243/245 (99%)	195 (80%)	48 (20%)	1	8
43	BE	134/153 (88%)	116 (87%)	18 (13%)	5	21
43	DE	135/153 (88%)	115 (85%)	20 (15%)	4	17
44	BF	186/205 (91%)	165 (89%)	21 (11%)	7	28
44	DF	187/205 (91%)	158 (84%)	29 (16%)	3	16
45	BG	187/208 (90%)	151 (81%)	36 (19%)	2	9
45	DG	177/208 (85%)	138 (78%)	39 (22%)	1	6
46	BH	171/171 (100%)	131 (77%)	40 (23%)	1	4
46	DH	171/171 (100%)	132 (77%)	39 (23%)	1	5
47	BI	177/187 (95%)	143 (81%)	34 (19%)	2	10
47	DI	179/187 (96%)	142 (79%)	37 (21%)	1	7
48	BJ	147/150 (98%)	111 (76%)	36 (24%)	1	4
48	DJ	147/150 (98%)	114 (78%)	33 (22%)	1	5
49	BL	154/159 (97%)	123 (80%)	31 (20%)	1	8
49	DL	154/159 (97%)	124 (80%)	30 (20%)	2	9
50	BM	107/109 (98%)	84 (78%)	23 (22%)	1	6
50	DM	108/109 (99%)	84 (78%)	24 (22%)	1	5
51	BN	175/176 (99%)	146 (83%)	29 (17%)	3	13
51	DN	175/176 (99%)	142 (81%)	33 (19%)	2	10
52	BO	323/179 (180%)	276 (85%)	47 (15%)	4	18
52	DO	323/179 (180%)	267 (83%)	56 (17%)	2	12
53	BP	140/146 (96%)	109 (78%)	31 (22%)	1	5
53	DP	125/146 (86%)	103 (82%)	22 (18%)	2	12
54	BQ	150/151 (99%)	126 (84%)	24 (16%)	3	15
54	DQ	150/151 (99%)	124 (83%)	26 (17%)	2	12
55	BR	153/154 (99%)	116 (76%)	37 (24%)	1	4
55	DR	153/154 (99%)	121 (79%)	32 (21%)	1	7
56	BS	156/156 (100%)	127 (81%)	29 (19%)	2	10
56	DS	156/156 (100%)	123 (79%)	33 (21%)	1	6
57	BT	136/137 (99%)	103 (76%)	33 (24%)	1	4

Continued on next page...

Continued from previous page...

Mol	Chain	Analysed	Rotameric	Outliers	Percentiles	
57	DT	136/137 (99%)	109 (80%)	27 (20%)	1	8
58	BU	87/107 (81%)	73 (84%)	14 (16%)	3	14
58	DU	85/107 (79%)	62 (73%)	23 (27%)	0	2
59	BV	104/105 (99%)	88 (85%)	16 (15%)	3	16
59	DV	104/105 (99%)	96 (92%)	8 (8%)	16	50
60	BW	57/129 (44%)	49 (86%)	8 (14%)	4	19
60	DW	100/129 (78%)	85 (85%)	15 (15%)	3	17
61	BX	104/118 (88%)	78 (75%)	26 (25%)	1	3
61	DX	104/118 (88%)	81 (78%)	23 (22%)	1	5
62	BY	109/110 (99%)	87 (80%)	22 (20%)	1	8
62	DY	109/110 (99%)	85 (78%)	24 (22%)	1	6
63	BZ	115/116 (99%)	88 (76%)	27 (24%)	1	4
63	DZ	115/116 (99%)	89 (77%)	26 (23%)	1	5
64	Ba	118/119 (99%)	97 (82%)	21 (18%)	2	11
64	Da	118/119 (99%)	95 (80%)	23 (20%)	2	9
65	Bb	46/47 (98%)	36 (78%)	10 (22%)	1	6
65	Db	46/47 (98%)	35 (76%)	11 (24%)	1	4
66	Bc	81/88 (92%)	63 (78%)	18 (22%)	1	5
66	Dc	84/88 (96%)	68 (81%)	16 (19%)	2	10
67	Bd	92/97 (95%)	73 (79%)	19 (21%)	1	7
67	Dd	94/97 (97%)	73 (78%)	21 (22%)	1	5
68	Be	109/111 (98%)	87 (80%)	22 (20%)	1	8
68	De	109/111 (98%)	89 (82%)	20 (18%)	2	11
69	Bf	90/91 (99%)	77 (86%)	13 (14%)	4	18
69	Df	90/91 (99%)	79 (88%)	11 (12%)	6	25
70	Bg	95/103 (92%)	70 (74%)	25 (26%)	0	3
70	Dg	95/103 (92%)	71 (75%)	24 (25%)	1	3
71	Bh	104/105 (99%)	79 (76%)	25 (24%)	1	4
71	Dh	103/105 (98%)	77 (75%)	26 (25%)	1	3
72	Bi	81/82 (99%)	58 (72%)	23 (28%)	0	2
72	Di	80/82 (98%)	51 (64%)	29 (36%)	0	1

Continued on next page...

Continued from previous page...

Mol	Chain	Analysed	Rotameric	Outliers	Percentiles	
73	Bj	70/71 (99%)	56 (80%)	14 (20%)	1	8
73	Dj	70/71 (99%)	53 (76%)	17 (24%)	1	4
74	Bk	68/69 (99%)	48 (71%)	20 (29%)	0	2
74	Dk	67/69 (97%)	53 (79%)	14 (21%)	1	7
75	Bl	45/46 (98%)	36 (80%)	9 (20%)	1	8
75	Dl	45/46 (98%)	34 (76%)	11 (24%)	1	4
76	Bm	47/116 (40%)	37 (79%)	10 (21%)	1	6
76	Dm	47/116 (40%)	34 (72%)	13 (28%)	0	2
77	Bn	23/23 (100%)	15 (65%)	8 (35%)	0	1
77	Dn	23/23 (100%)	16 (70%)	7 (30%)	0	2
78	Bo	90/91 (99%)	68 (76%)	22 (24%)	1	4
78	Do	90/91 (99%)	74 (82%)	16 (18%)	2	11
79	Bp	71/72 (99%)	56 (79%)	15 (21%)	1	6
79	Dp	71/72 (99%)	61 (86%)	10 (14%)	4	19
81	Ch	54/199 (27%)	38 (70%)	16 (30%)	0	2
83	Dq	105/233 (45%)	76 (72%)	29 (28%)	0	2
All	All	19013/20583 (92%)	14917 (78%)	4096 (22%)	1	6

All (4096) residues with a non-rotameric sidechain are listed below:

Mol	Chain	Res	Type
2	AA	7	PHE
2	AA	10	THR
2	AA	24	LEU
2	AA	27	ARG
2	AA	29	VAL
2	AA	33	GLN
2	AA	34	GLU
2	AA	37	VAL
2	AA	43	ASP
2	AA	45	VAL
2	AA	47	VAL
2	AA	50	VAL
2	AA	57	LEU
2	AA	59	LEU
2	AA	62	ARG

Continued on next page...

Continued from previous page...

Mol	Chain	Res	Type
2	AA	76	ILE
2	AA	79	ARG
2	AA	84	ARG
2	AA	87	LEU
2	AA	88	LYS
2	AA	96	THR
2	AA	101	ARG
2	AA	103	THR
2	AA	110	TYR
2	AA	111	ILE
2	AA	114	SER
2	AA	117	GLU
2	AA	119	ARG
2	AA	123	VAL
2	AA	131	GLN
2	AA	135	GLU
2	AA	140	ASN
2	AA	154	GLU
2	AA	157	ASP
2	AA	162	CYS
2	AA	168	HIS
2	AA	172	LEU
2	AA	177	LEU
2	AA	184	LEU
2	AA	185	ARG
2	AA	196	SER
2	AA	197	ILE
3	AB	21	VAL
3	AB	22	ASP
3	AB	36	SER
3	AB	38	PHE
3	AB	47	LEU
3	AB	54	LEU
3	AB	55	LYS
3	AB	58	SER
3	AB	61	LEU
3	AB	65	VAL
3	AB	68	VAL
3	AB	70	LEU
3	AB	73	LEU
3	AB	77	GLU
3	AB	78	ASP

Continued on next page...

Continued from previous page...

Mol	Chain	Res	Type
3	AB	80	SER
3	AB	81	PHE
3	AB	83	LYS
3	AB	85	LYS
3	AB	89	ASP
3	AB	94	LYS
3	AB	96	LEU
3	AB	97	LEU
3	AB	105	PHE
3	AB	108	ASP
3	AB	109	LYS
3	AB	110	LEU
3	AB	115	ARG
3	AB	117	TRP
3	AB	124	ASN
3	AB	131	ASP
3	AB	135	LEU
3	AB	146	GLN
3	AB	148	ASN
3	AB	149	GLN
3	AB	154	SER
3	AB	166	LYS
3	AB	170	GLU
3	AB	177	GLN
3	AB	179	SER
3	AB	180	THR
3	AB	181	LEU
3	AB	183	GLN
3	AB	184	LEU
3	AB	193	ILE
3	AB	202	LYS
3	AB	214	LYS
3	AB	215	VAL
3	AB	218	LEU
3	AB	219	LYS
3	AB	220	GLN
3	AB	223	PHE
3	AB	225	VAL
3	AB	228	LEU
4	AC	41	LEU
4	AC	50	ILE
4	AC	53	ILE

Continued on next page...

Continued from previous page...

Mol	Chain	Res	Type
4	AC	58	LEU
4	AC	64	LYS
4	AC	70	ASP
4	AC	71	THR
4	AC	72	LEU
4	AC	73	LEU
4	AC	76	LEU
4	AC	77	GLN
4	AC	80	VAL
4	AC	87	GLN
4	AC	89	GLN
4	AC	90	THR
4	AC	95	ARG
4	AC	96	THR
4	AC	97	ARG
4	AC	106	ASP
4	AC	111	VAL
4	AC	117	THR
4	AC	119	LYS
4	AC	130	ILE
4	AC	134	LEU
4	AC	137	ILE
4	AC	139	ILE
4	AC	140	ARG
4	AC	141	ARG
4	AC	146	THR
4	AC	148	LEU
4	AC	159	THR
4	AC	166	THR
4	AC	174	ARG
4	AC	185	LYS
4	AC	187	LEU
4	AC	201	ASN
4	AC	206	THR
4	AC	208	GLU
4	AC	221	THR
4	AC	222	TYR
4	AC	224	PHE
4	AC	226	THR
4	AC	237	VAL
4	AC	240	LEU
4	AC	245	ASP

Continued on next page...

Continued from previous page...

Mol	Chain	Res	Type
4	AC	246	GLU
5	AD	4	LEU
5	AD	5	ILE
5	AD	7	LYS
5	AD	21	LEU
5	AD	23	GLU
5	AD	29	LEU
5	AD	37	VAL
5	AD	39	VAL
5	AD	53	THR
5	AD	57	ASP
5	AD	65	ARG
5	AD	66	ILE
5	AD	81	PRO
5	AD	84	ILE
5	AD	89	GLU
5	AD	90	ARG
5	AD	92	GLN
5	AD	93	ASP
5	AD	94	ARG
5	AD	96	LEU
5	AD	105	MET
5	AD	117	ARG
5	AD	127	MET
5	AD	129	SER
5	AD	134	CYS
5	AD	141	LYS
5	AD	142	LEU
5	AD	146	ARG
5	AD	151	LYS
5	AD	158	ILE
5	AD	170	THR
5	AD	172	THR
5	AD	176	LEU
5	AD	178	ARG
5	AD	181	VAL
5	AD	182	LEU
5	AD	187	LYS
5	AD	190	ARG
5	AD	204	ASP
5	AD	210	GLU
5	AD	215	GLU

Continued on next page...

Continued from previous page...

Mol	Chain	Res	Type
5	AD	220	PRO
5	AD	221	SER
5	AD	222	VAL
6	AE	7	LYS
6	AE	9	LEU
6	AE	12	LEU
6	AE	23	LEU
6	AE	26	CYS
6	AE	38	LEU
6	AE	39	ARG
6	AE	45	ILE
6	AE	48	LEU
6	AE	56	LEU
6	AE	59	ARG
6	AE	62	LYS
6	AE	67	GLN
6	AE	68	ARG
6	AE	70	VAL
6	AE	72	VAL
6	AE	77	ARG
6	AE	92	LEU
6	AE	95	THR
6	AE	105	VAL
6	AE	116	ASP
6	AE	117	GLU
6	AE	123	LEU
6	AE	126	VAL
6	AE	129	VAL
6	AE	131	LEU
6	AE	133	LYS
6	AE	146	THR
6	AE	153	ASN
6	AE	155	LYS
6	AE	158	ASP
6	AE	164	LEU
6	AE	166	SER
6	AE	176	ASP
6	AE	180	LEU
6	AE	182	TYR
6	AE	187	ARG
6	AE	192	ILE
6	AE	197	HIS

Continued on next page...

Continued from previous page...

Mol	Chain	Res	Type
6	AE	198	LYS
6	AE	206	ASP
6	AE	211	LYS
6	AE	215	ASP
6	AE	220	THR
6	AE	222	LEU
6	AE	226	PHE
6	AE	227	VAL
6	AE	237	SER
6	AE	240	LYS
6	AE	242	LYS
6	AE	246	LEU
6	AE	248	ILE
6	AE	258	GLN
6	AE	259	GLN
6	AE	261	LEU
7	AF	21	THR
7	AF	23	VAL
7	AF	24	VAL
7	AF	25	LEU
7	AF	27	THR
7	AF	32	GLU
7	AF	41	LYS
7	AF	42	LEU
7	AF	43	PHE
7	AF	45	LYS
7	AF	53	VAL
7	AF	63	GLN
7	AF	65	ARG
7	AF	68	ILE
7	AF	70	VAL
7	AF	76	ARG
7	AF	79	ASN
7	AF	84	LYS
7	AF	89	ILE
7	AF	93	LEU
7	AF	94	THR
7	AF	117	THR
7	AF	119	ASP
7	AF	130	ILE
7	AF	146	THR
7	AF	147	THR

Continued on next page...

Continued from previous page...

Mol	Chain	Res	Type
7	AF	156	ARG
7	AF	157	ARG
7	AF	160	VAL
7	AF	162	VAL
7	AF	163	SER
7	AF	193	THR
7	AF	203	LYS
7	AF	206	SER
7	AF	216	GLU
7	AF	225	ARG
8	AG	21	GLU
8	AG	25	ARG
8	AG	45	PHE
8	AG	58	LYS
8	AG	59	GLN
8	AG	69	LEU
8	AG	70	PRO
8	AG	71	THR
8	AG	76	LEU
8	AG	78	THR
8	AG	79	LYS
8	AG	82	SER
8	AG	98	ARG
8	AG	105	ASP
8	AG	109	LEU
8	AG	115	LYS
8	AG	120	GLU
8	AG	124	LEU
8	AG	126	ASP
8	AG	127	THR
8	AG	129	VAL
8	AG	132	ARG
8	AG	133	LEU
8	AG	137	ARG
8	AG	143	LYS
8	AG	150	GLU
8	AG	151	ASP
8	AG	154	ARG
8	AG	155	ASP
8	AG	162	VAL
8	AG	170	THR
8	AG	175	ILE

Continued on next page...

Continued from previous page...

Mol	Chain	Res	Type
8	AG	176	GLN
8	AG	177	ARG
8	AG	179	VAL
8	AG	211	LEU
8	AG	212	LEU
8	AG	217	SER
8	AG	223	LYS
9	AH	9	LEU
9	AH	25	VAL
9	AH	37	GLU
9	AH	38	LEU
9	AH	42	GLN
9	AH	46	ILE
9	AH	50	ASP
9	AH	51	VAL
9	AH	60	ILE
9	AH	66	SER
9	AH	67	LEU
9	AH	70	PHE
9	AH	71	HIS
9	AH	74	GLN
9	AH	75	THR
9	AH	77	LEU
9	AH	78	THR
9	AH	79	ARG
9	AH	80	GLU
9	AH	85	PHE
9	AH	87	ASP
9	AH	97	ARG
9	AH	103	SER
9	AH	105	THR
9	AH	109	VAL
9	AH	110	GLN
9	AH	114	ARG
9	AH	116	ARG
9	AH	117	THR
9	AH	126	LEU
9	AH	131	PHE
9	AH	143	LEU
9	AH	144	VAL
9	AH	148	LYS
9	AH	154	LEU

Continued on next page...

Continued from previous page...

Mol	Chain	Res	Type
9	AH	162	ILE
9	AH	167	GLU
9	AH	181	ILE
9	AH	184	GLU
9	AH	185	ILE
9	AH	187	SER
10	AI	6	ASP
10	AI	7	SER
10	AI	8	ARG
10	AI	14	THR
10	AI	20	GLN
10	AI	21	PHE
10	AI	26	LYS
10	AI	28	GLU
10	AI	29	LEU
10	AI	36	THR
10	AI	46	VAL
10	AI	49	ARG
10	AI	58	LEU
10	AI	76	THR
10	AI	103	GLN
10	AI	107	THR
10	AI	120	THR
10	AI	121	LEU
10	AI	123	LYS
10	AI	135	LYS
10	AI	137	LYS
10	AI	138	ASN
10	AI	140	GLU
10	AI	142	LYS
10	AI	151	LYS
10	AI	152	ILE
10	AI	154	SER
10	AI	155	SER
10	AI	164	ARG
10	AI	184	LEU
10	AI	196	LEU
10	AI	199	LYS
11	AJ	3	ARG
11	AJ	6	ARG
11	AJ	7	THR
11	AJ	13	SER

Continued on next page...

Continued from previous page...

Mol	Chain	Res	Type
11	AJ	14	THR
11	AJ	22	SER
11	AJ	28	LEU
11	AJ	39	LYS
11	AJ	46	SER
11	AJ	49	LEU
11	AJ	54	ARG
11	AJ	60	LEU
11	AJ	78	ARG
11	AJ	79	ARG
11	AJ	82	ARG
11	AJ	88	GLU
11	AJ	89	ASP
11	AJ	92	LYS
11	AJ	93	LEU
11	AJ	94	ASP
11	AJ	96	VAL
11	AJ	97	LEU
11	AJ	99	LEU
11	AJ	101	VAL
11	AJ	105	LEU
11	AJ	109	LEU
11	AJ	110	GLN
11	AJ	111	THR
11	AJ	120	LYS
11	AJ	130	THR
11	AJ	133	HIS
11	AJ	134	ILE
11	AJ	138	LYS
11	AJ	149	ARG
11	AJ	151	ASP
11	AJ	161	THR
11	AJ	171	ARG
11	AJ	172	VAL
11	AJ	174	ARG
11	AJ	175	ARG
11	AJ	182	GLU
12	AK	1	MET
12	AK	7	ASP
12	AK	8	ARG
12	AK	13	GLN
12	AK	20	VAL

Continued on next page...

Continued from previous page...

Mol	Chain	Res	Type
12	AK	27	PHE
12	AK	29	GLN
12	AK	31	LYS
12	AK	32	HIS
12	AK	46	LEU
12	AK	49	LEU
12	AK	50	THR
12	AK	55	VAL
12	AK	56	LYS
12	AK	71	GLU
12	AK	76	LEU
12	AK	78	GLU
12	AK	80	LEU
12	AK	82	LEU
13	AL	3	THR
13	AL	7	VAL
13	AL	21	ASN
13	AL	27	THR
13	AL	29	LYS
13	AL	30	ARG
13	AL	40	LEU
13	AL	43	LYS
13	AL	44	THR
13	AL	54	ILE
13	AL	56	LYS
13	AL	67	ARG
13	AL	69	LYS
13	AL	74	THR
13	AL	79	LYS
13	AL	80	MET
13	AL	83	THR
13	AL	99	ARG
13	AL	109	VAL
13	AL	123	VAL
13	AL	131	ILE
13	AL	136	ARG
13	AL	140	VAL
13	AL	141	LYS
14	AM	25	GLU
14	AM	28	LEU
14	AM	33	ARG
14	AM	36	LEU

Continued on next page...

Continued from previous page...

Mol	Chain	Res	Type
14	AM	43	ARG
14	AM	45	LEU
14	AM	50	LYS
14	AM	53	THR
14	AM	58	LEU
14	AM	59	LEU
14	AM	61	VAL
14	AM	62	LEU
14	AM	63	VAL
14	AM	71	ILE
14	AM	74	LEU
14	AM	75	VAL
14	AM	83	GLU
14	AM	85	LYS
14	AM	88	LEU
14	AM	89	ILE
14	AM	97	LEU
14	AM	103	LEU
14	AM	116	VAL
14	AM	119	SER
14	AM	121	VAL
14	AM	125	ASN
14	AM	126	TRP
14	AM	129	GLU
14	AM	132	GLU
14	AM	135	MET
14	AM	138	GLU
14	AM	139	HIS
14	AM	140	PHE
15	AN	3	ARG
15	AN	4	MET
15	AN	9	LYS
15	AN	12	SER
15	AN	16	ILE
15	AN	21	ASN
15	AN	27	LYS
15	AN	33	VAL
15	AN	36	GLN
15	AN	39	LYS
15	AN	42	ARG
15	AN	45	LEU
15	AN	50	ILE

Continued on next page...

Continued from previous page...

Mol	Chain	Res	Type
15	AN	56	ASP
15	AN	58	HIS
15	AN	60	VAL
15	AN	64	ARG
15	AN	66	ILE
15	AN	67	THR
15	AN	76	LYS
15	AN	77	SER
15	AN	83	GLU
15	AN	84	ILE
15	AN	88	LEU
15	AN	94	LYS
15	AN	97	SER
15	AN	102	LEU
15	AN	105	ASN
15	AN	109	LYS
15	AN	114	ARG
15	AN	115	LEU
15	AN	125	LEU
15	AN	145	THR
15	AN	149	LEU
15	AN	150	VAL
15	AN	151	ASN
16	AO	13	VAL
16	AO	14	PHE
16	AO	16	VAL
16	AO	20	TYR
16	AO	24	ASN
16	AO	26	THR
16	AO	29	HIS
16	AO	31	THR
16	AO	39	ILE
16	AO	42	VAL
16	AO	43	THR
16	AO	51	ASP
16	AO	92	LYS
16	AO	99	GLN
16	AO	102	LEU
16	AO	103	ARG
16	AO	107	ARG
16	AO	108	SER
16	AO	118	VAL

Continued on next page...

Continued from previous page...

Mol	Chain	Res	Type
16	AO	123	SER
16	AO	124	ASP
16	AO	125	SER
16	AO	133	ARG
16	AO	137	LEU
17	AP	14	THR
17	AP	22	LEU
17	AP	24	LYS
17	AP	26	LEU
17	AP	31	GLU
17	AP	35	LYS
17	AP	40	ARG
17	AP	44	ARG
17	AP	47	ARG
17	AP	50	THR
17	AP	52	LYS
17	AP	69	GLU
17	AP	86	VAL
17	AP	92	SER
17	AP	100	LYS
17	AP	110	GLU
17	AP	121	ILE
17	AP	125	PRO
17	AP	130	ARG
18	AQ	4	VAL
18	AQ	14	LYS
18	AQ	17	THR
18	AQ	23	LYS
18	AQ	26	LYS
18	AQ	28	LEU
18	AQ	36	ILE
18	AQ	44	LEU
18	AQ	45	ARG
18	AQ	52	LEU
18	AQ	53	LEU
18	AQ	54	LEU
18	AQ	57	LEU
18	AQ	59	LYS
18	AQ	63	ILE
18	AQ	66	ARG
18	AQ	68	ARG
18	AQ	69	VAL

Continued on next page...

Continued from previous page...

Mol	Chain	Res	Type
18	AQ	76	SER
18	AQ	90	VAL
18	AQ	94	GLN
18	AQ	98	ASP
18	AQ	101	SER
18	AQ	106	LYS
18	AQ	115	THR
18	AQ	118	ILE
18	AQ	123	ARG
18	AQ	127	LYS
18	AQ	128	LYS
18	AQ	136	SER
18	AQ	137	ARG
18	AQ	138	PHE
18	AQ	141	SER
19	AR	5	ARG
19	AR	25	THR
19	AR	26	LEU
19	AR	29	GLN
19	AR	30	THR
19	AR	34	LEU
19	AR	36	ASP
19	AR	38	ILE
19	AR	44	LYS
19	AR	46	LEU
19	AR	49	LYS
19	AR	54	THR
19	AR	69	ILE
19	AR	72	LYS
19	AR	73	LEU
19	AR	78	ARG
19	AR	83	GLN
19	AR	84	TYR
19	AR	87	GLU
19	AR	105	GLN
19	AR	107	SER
19	AR	113	LEU
19	AR	115	LEU
19	AR	119	LEU
20	AS	3	LEU
20	AS	5	VAL
20	AS	8	GLN

Continued on next page...

Continued from previous page...

Mol	Chain	Res	Type
20	AS	11	PHE
20	AS	12	GLN
20	AS	13	HIS
20	AS	14	ILE
20	AS	15	LEU
20	AS	17	LEU
20	AS	20	THR
20	AS	21	ASN
20	AS	26	ILE
20	AS	28	ILE
20	AS	34	THR
20	AS	38	VAL
20	AS	40	ARG
20	AS	46	VAL
20	AS	53	ASP
20	AS	54	LEU
20	AS	57	ARG
20	AS	60	GLU
20	AS	61	LEU
20	AS	71	GLN
20	AS	74	GLN
20	AS	77	THR
20	AS	80	LYS
20	AS	81	ILE
20	AS	86	LEU
20	AS	89	GLN
20	AS	92	ILE
20	AS	93	THR
20	AS	107	SER
20	AS	108	LYS
20	AS	110	ARG
20	AS	116	LEU
20	AS	119	ILE
20	AS	132	ARG
20	AS	136	GLN
20	AS	138	THR
20	AS	140	THR
20	AS	143	ARG
21	AT	4	VAL
21	AT	6	VAL
21	AT	13	ASP
21	AT	18	TYR

Continued on next page...

Continued from previous page...

Mol	Chain	Res	Type
21	AT	22	LEU
21	AT	25	GLN
21	AT	28	LEU
21	AT	30	VAL
21	AT	33	TYR
21	AT	34	VAL
21	AT	35	ASP
21	AT	36	ILE
21	AT	37	VAL
21	AT	57	ARG
21	AT	63	ARG
21	AT	67	MET
21	AT	68	ARG
21	AT	84	LYS
21	AT	86	ARG
21	AT	88	VAL
21	AT	89	ARG
21	AT	92	LYS
21	AT	94	ILE
21	AT	103	LYS
21	AT	111	ILE
21	AT	126	GLU
21	AT	130	ARG
21	AT	131	ASP
21	AT	132	LEU
21	AT	134	ARG
21	AT	144	GLU
22	AU	15	GLN
22	AU	17	GLN
22	AU	18	GLN
22	AU	20	ILE
22	AU	22	ILE
22	AU	23	ARG
22	AU	27	THR
22	AU	30	LYS
22	AU	31	VAL
22	AU	34	LEU
22	AU	35	GLU
22	AU	42	VAL
22	AU	47	GLN
22	AU	48	HIS
22	AU	51	VAL

Continued on next page...

Continued from previous page...

Mol	Chain	Res	Type
22	AU	57	ARG
22	AU	58	LEU
22	AU	60	THR
22	AU	61	LYS
22	AU	66	SER
22	AU	74	GLU
22	AU	76	SER
22	AU	81	THR
22	AU	88	LYS
22	AU	89	ARG
22	AU	99	ILE
22	AU	103	ILE
22	AU	108	ILE
22	AU	121	ASN
23	AV	1	MET
23	AV	2	GLU
23	AV	3	ASN
23	AV	5	LYS
23	AV	7	GLN
23	AV	11	LEU
23	AV	25	LYS
23	AV	41	GLU
23	AV	49	GLU
23	AV	50	TYR
23	AV	52	THR
23	AV	60	ARG
23	AV	62	ARG
23	AV	68	SER
23	AV	69	LEU
23	AV	74	GLN
23	AV	76	ASP
23	AV	80	LYS
24	AW	3	ARG
24	AW	6	VAL
24	AW	7	LEU
24	AW	23	ARG
24	AW	24	GLN
24	AW	25	VAL
24	AW	27	ILE
24	AW	30	SER
24	AW	43	LYS
24	AW	53	ILE

Continued on next page...

Continued from previous page...

Mol	Chain	Res	Type
24	AW	56	HIS
24	AW	65	LEU
24	AW	66	ASN
24	AW	69	LEU
24	AW	74	VAL
24	AW	76	SER
24	AW	83	ILE
24	AW	87	GLU
24	AW	93	LEU
24	AW	98	GLN
24	AW	103	ILE
24	AW	104	LEU
24	AW	105	THR
24	AW	114	GLU
24	AW	121	VAL
24	AW	129	VAL
25	AX	7	ARG
25	AX	9	LEU
25	AX	14	LYS
25	AX	18	HIS
25	AX	19	ARG
25	AX	28	ASN
25	AX	40	SER
25	AX	60	GLU
25	AX	82	LYS
25	AX	84	THR
25	AX	103	LEU
25	AX	107	PHE
25	AX	109	ARG
25	AX	110	LYS
25	AX	114	LYS
25	AX	117	ILE
25	AX	131	SER
25	AX	133	LEU
25	AX	137	LYS
25	AX	138	GLU
25	AX	140	LYS
25	AX	144	ARG
26	AY	17	LEU
26	AY	29	HIS
26	AY	32	ARG
26	AY	34	ASN

Continued on next page...

Continued from previous page...

Mol	Chain	Res	Type
26	AY	44	LEU
26	AY	46	GLU
26	AY	47	VAL
26	AY	49	LYS
26	AY	51	GLU
26	AY	52	LYS
26	AY	57	VAL
26	AY	61	ARG
26	AY	62	THR
26	AY	75	VAL
26	AY	84	LYS
26	AY	88	THR
26	AY	93	ARG
26	AY	96	LEU
26	AY	99	LYS
26	AY	102	LYS
26	AY	105	ARG
26	AY	112	LYS
26	AY	123	LYS
26	AY	124	ARG
26	AY	127	LYS
26	AY	128	LYS
26	AY	129	VAL
26	AY	135	ASP
27	AZ	38	HIS
27	AZ	42	LEU
27	AZ	49	ARG
27	AZ	50	ILE
27	AZ	58	ARG
27	AZ	59	TYR
27	AZ	69	LEU
27	AZ	71	ILE
27	AZ	75	LEU
27	AZ	77	ARG
27	AZ	80	LEU
27	AZ	85	LYS
27	AZ	92	ILE
27	AZ	93	SER
27	AZ	95	HIS
27	AZ	96	SER
27	AZ	100	ILE
27	AZ	105	THR

Continued on next page...

Continued from previous page...

Mol	Chain	Res	Type
28	Aa	12	LYS
28	Aa	36	ILE
28	Aa	41	ILE
28	Aa	44	ILE
28	Aa	45	VAL
28	Aa	53	LEU
28	Aa	58	VAL
28	Aa	61	GLU
28	Aa	64	LEU
28	Aa	66	LYS
28	Aa	67	THR
28	Aa	69	ASN
28	Aa	70	LYS
28	Aa	82	ARG
28	Aa	83	ILE
28	Aa	85	ARG
28	Aa	86	VAL
28	Aa	90	GLU
29	Ab	3	LEU
29	Ab	4	VAL
29	Ab	20	LYS
29	Ab	29	ARG
29	Ab	33	LEU
29	Ab	34	ASP
29	Ab	41	LEU
29	Ab	67	THR
30	Ac	5	THR
30	Ac	13	ILE
30	Ac	14	LYS
30	Ac	15	VAL
30	Ac	19	THR
30	Ac	32	PHE
30	Ac	33	LEU
30	Ac	34	GLU
30	Ac	38	ARG
30	Ac	39	THR
30	Ac	49	ARG
30	Ac	52	ASP
30	Ac	57	MET
30	Ac	58	GLU
30	Ac	59	SER
30	Ac	62	GLU

Continued on next page...

Continued from previous page...

Mol	Chain	Res	Type
30	Ac	64	ARG
30	Ac	65	ARG
31	Ad	6	VAL
31	Ad	8	PHE
31	Ad	22	ARG
31	Ad	25	SER
31	Ad	30	LEU
31	Ad	32	ARG
31	Ad	36	LEU
31	Ad	39	CYS
31	Ad	48	ASN
32	Ae	20	LYS
32	Ae	25	GLU
32	Ae	26	LYS
32	Ae	28	LYS
32	Ae	29	LYS
32	Ae	42	ARG
32	Ae	48	THR
32	Ae	50	VAL
33	Af	102	VAL
33	Af	108	VAL
33	Af	120	GLU
33	Af	121	CYS
33	Af	125	THR
33	Af	130	VAL
33	Af	137	ASP
33	Af	140	TYR
33	Af	146	SER
33	Af	147	VAL
33	Af	151	ASN
34	Ag	6	VAL
34	Ag	7	LEU
34	Ag	8	VAL
34	Ag	46	LYS
34	Ag	48	THR
34	Ag	51	ASP
34	Ag	52	GLN
34	Ag	59	ARG
34	Ag	71	CYS
34	Ag	76	ASP
34	Ag	87	LYS
34	Ag	88	THR

Continued on next page...

Continued from previous page...

Mol	Chain	Res	Type
34	Ag	94	VAL
34	Ag	96	THR
34	Ag	112	SER
34	Ag	117	LYS
34	Ag	118	LYS
34	Ag	129	LYS
34	Ag	134	TRP
34	Ag	136	ILE
34	Ag	137	LYS
34	Ag	141	LEU
34	Ag	149	ASP
34	Ag	153	GLN
34	Ag	165	ASP
34	Ag	166	SER
34	Ag	188	ILE
34	Ag	199	ILE
34	Ag	207	ASP
34	Ag	221	MET
34	Ag	238	ASP
34	Ag	250	TYR
34	Ag	266	ASP
34	Ag	268	GLN
34	Ag	292	LEU
34	Ag	300	THR
34	Ag	317	THR
35	Ah	28	SER
35	Ah	34	LYS
35	Ah	46	LYS
35	Ah	51	ARG
35	Ah	61	ILE
35	Ah	64	LYS
35	Ah	65	THR
35	Ah	68	ARG
35	Ah	75	ASP
35	Ah	78	ASP
35	Ah	82	THR
35	Ah	84	LYS
35	Ah	88	ARG
35	Ah	89	ARG
35	Ah	94	HIS
35	Ah	96	ARG
35	Ah	97	THR

Continued on next page...

Continued from previous page...

Mol	Chain	Res	Type
35	Ah	100	THR
35	Ah	102	THR
35	Ah	105	LYS
35	Ah	112	ASP
35	Ah	130	GLU
35	Ah	139	GLU
39	BA	10	LYS
39	BA	18	SER
39	BA	20	THR
39	BA	30	ARG
39	BA	32	LEU
39	BA	44	ILE
39	BA	45	VAL
39	BA	48	ILE
39	BA	62	VAL
39	BA	70	ARG
39	BA	72	ARG
39	BA	74	GLU
39	BA	88	ILE
39	BA	95	SER
39	BA	101	VAL
39	BA	104	LEU
39	BA	116	VAL
39	BA	157	VAL
39	BA	165	VAL
39	BA	177	LYS
39	BA	179	LEU
39	BA	180	LEU
39	BA	181	LYS
39	BA	190	ARG
39	BA	191	LEU
39	BA	202	VAL
39	BA	204	MET
39	BA	207	VAL
39	BA	219	ILE
39	BA	225	ILE
39	BA	227	ARG
39	BA	230	VAL
39	BA	247	ARG
40	BB	2	SER
40	BB	7	GLU
40	BB	10	ARG

Continued on next page...

Continued from previous page...

Mol	Chain	Res	Type
40	BB	17	LEU
40	BB	19	ARG
40	BB	20	LYS
40	BB	25	ILE
40	BB	30	LYS
40	BB	37	ARG
40	BB	39	LYS
40	BB	47	LEU
40	BB	50	LYS
40	BB	56	ILE
40	BB	73	VAL
40	BB	79	VAL
40	BB	84	VAL
40	BB	85	VAL
40	BB	90	VAL
40	BB	100	ARG
40	BB	103	THR
40	BB	105	VAL
40	BB	110	LEU
40	BB	111	SER
40	BB	114	VAL
40	BB	116	ARG
40	BB	121	ASN
40	BB	134	SER
40	BB	139	GLN
40	BB	146	ARG
40	BB	148	LEU
40	BB	150	ARG
40	BB	153	LYS
40	BB	156	SER
40	BB	162	VAL
40	BB	166	ILE
40	BB	167	ARG
40	BB	169	THR
40	BB	173	GLN
40	BB	183	LEU
40	BB	187	SER
40	BB	188	ILE
40	BB	192	VAL
40	BB	196	ARG
40	BB	200	GLU
40	BB	202	THR

Continued on next page...

Continued from previous page...

Mol	Chain	Res	Type
40	BB	205	VAL
40	BB	206	ASP
40	BB	210	GLU
40	BB	221	THR
40	BB	229	VAL
40	BB	232	ARG
40	BB	235	THR
40	BB	238	LEU
40	BB	241	LYS
40	BB	242	THR
40	BB	244	ARG
40	BB	264	VAL
40	BB	281	LYS
40	BB	300	ARG
40	BB	301	THR
40	BB	305	ILE
40	BB	308	MET
40	BB	319	ASN
40	BB	320	ASP
40	BB	324	VAL
40	BB	325	LYS
40	BB	328	ILE
40	BB	332	ARG
40	BB	338	LEU
40	BB	341	SER
40	BB	344	THR
40	BB	347	SER
40	BB	349	LYS
40	BB	352	GLU
40	BB	355	SER
40	BB	361	THR
40	BB	364	LYS
40	BB	372	THR
40	BB	380	MET
40	BB	385	LYS
40	BB	387	LEU
41	BC	4	PRO
41	BC	22	LEU
41	BC	25	VAL
41	BC	40	THR
41	BC	47	ARG
41	BC	53	SER

Continued on next page...

Continued from previous page...

Mol	Chain	Res	Type
41	BC	60	THR
41	BC	71	VAL
41	BC	73	ARG
41	BC	74	ILE
41	BC	93	MET
41	BC	99	MET
41	BC	122	THR
41	BC	124	SER
41	BC	133	SER
41	BC	136	LEU
41	BC	138	ARG
41	BC	144	LYS
41	BC	148	ILE
41	BC	150	LEU
41	BC	152	VAL
41	BC	156	LEU
41	BC	170	LYS
41	BC	172	VAL
41	BC	177	ASP
41	BC	179	LEU
41	BC	185	LYS
41	BC	187	LEU
41	BC	188	ARG
41	BC	193	LYS
41	BC	200	THR
41	BC	203	ARG
41	BC	206	LEU
41	BC	220	ARG
41	BC	222	VAL
41	BC	230	VAL
41	BC	233	LEU
41	BC	246	ARG
41	BC	258	LEU
41	BC	259	ASP
41	BC	267	VAL
41	BC	283	THR
41	BC	287	THR
41	BC	289	ILE
41	BC	295	ILE
41	BC	306	THR
41	BC	307	GLN
41	BC	313	LEU

Continued on next page...

Continued from previous page...

Mol	Chain	Res	Type
41	BC	319	LYS
41	BC	323	VAL
41	BC	332	LYS
41	BC	333	VAL
41	BC	339	LEU
41	BC	343	LYS
41	BC	345	GLU
41	BC	346	LYS
41	BC	349	THR
41	BC	350	LYS
41	BC	354	VAL
41	BC	356	THR
41	BC	358	THR
42	BD	4	GLN
42	BD	5	LYS
42	BD	8	LYS
42	BD	9	SER
42	BD	10	SER
42	BD	15	ARG
42	BD	22	ARG
42	BD	23	ARG
42	BD	35	ARG
42	BD	41	LYS
42	BD	50	ARG
42	BD	64	ILE
42	BD	68	THR
42	BD	69	ILE
42	BD	81	HIS
42	BD	85	ARG
42	BD	89	THR
42	BD	92	LEU
42	BD	93	THR
42	BD	95	TRP
42	BD	105	ILE
42	BD	109	THR
42	BD	115	LEU
42	BD	118	THR
42	BD	123	GLU
42	BD	131	LEU
42	BD	135	VAL
42	BD	137	ASP
42	BD	140	ARG

Continued on next page...

Continued from previous page...

Mol	Chain	Res	Type
42	BD	144	VAL
42	BD	146	LEU
42	BD	148	ILE
42	BD	151	GLN
42	BD	152	ARG
42	BD	154	THR
42	BD	155	THR
42	BD	163	LEU
42	BD	177	GLU
42	BD	185	PHE
42	BD	187	THR
42	BD	188	GLU
42	BD	196	ARG
42	BD	211	LEU
42	BD	222	LEU
42	BD	231	ILE
42	BD	232	ASP
42	BD	254	LYS
42	BD	257	GLU
42	BD	259	LYS
42	BD	263	GLU
42	BD	264	GLN
42	BD	273	ARG
42	BD	277	LEU
42	BD	280	GLU
42	BD	293	LEU
43	BE	5	LYS
43	BE	15	VAL
43	BE	18	LEU
43	BE	21	THR
43	BE	52	VAL
43	BE	64	LEU
43	BE	65	ILE
43	BE	78	ARG
43	BE	79	VAL
43	BE	84	VAL
43	BE	89	THR
43	BE	93	VAL
43	BE	94	GLU
43	BE	108	LYS
43	BE	129	GLU
43	BE	134	ARG

Continued on next page...

Continued from previous page...

Mol	Chain	Res	Type
43	BE	152	THR
43	BE	175	LYS
44	BF	24	GLU
44	BF	25	GLN
44	BF	38	LYS
44	BF	56	GLU
44	BF	77	VAL
44	BF	82	LYS
44	BF	92	ILE
44	BF	93	ASN
44	BF	98	LYS
44	BF	110	ARG
44	BF	121	LYS
44	BF	124	LEU
44	BF	143	THR
44	BF	151	ARG
44	BF	179	LEU
44	BF	184	LEU
44	BF	208	SER
44	BF	216	VAL
44	BF	229	PHE
44	BF	239	LEU
44	BF	244	ASN
45	BG	26	LEU
45	BG	27	THR
45	BG	36	ILE
45	BG	41	GLN
45	BG	47	SER
45	BG	50	VAL
45	BG	61	GLN
45	BG	63	LYS
45	BG	74	THR
45	BG	79	GLN
45	BG	81	THR
45	BG	82	LEU
45	BG	84	ARG
45	BG	90	THR
45	BG	92	LYS
45	BG	110	THR
45	BG	118	GLU
45	BG	132	VAL
45	BG	136	LEU

Continued on next page...

Continued from previous page...

Mol	Chain	Res	Type
45	BG	150	LEU
45	BG	156	ASP
45	BG	160	ILE
45	BG	163	VAL
45	BG	169	LEU
45	BG	181	LYS
45	BG	185	ARG
45	BG	203	VAL
45	BG	204	ARG
45	BG	214	LEU
45	BG	216	SER
45	BG	238	LEU
45	BG	241	LYS
45	BG	246	MET
45	BG	248	LYS
45	BG	251	LYS
45	BG	254	ASP
46	BH	4	ILE
46	BH	5	GLN
46	BH	9	GLN
46	BH	18	VAL
46	BH	20	ILE
46	BH	22	SER
46	BH	24	ILE
46	BH	33	THR
46	BH	36	LYS
46	BH	41	ILE
46	BH	48	VAL
46	BH	49	ASN
46	BH	52	LEU
46	BH	62	ARG
46	BH	68	LEU
46	BH	69	ARG
46	BH	70	THR
46	BH	80	THR
46	BH	82	VAL
46	BH	91	ARG
46	BH	123	ILE
46	BH	132	VAL
46	BH	135	GLU
46	BH	137	SER
46	BH	138	THR

Continued on next page...

Continued from previous page...

Mol	Chain	Res	Type
46	BH	139	ASN
46	BH	147	SER
46	BH	151	VAL
46	BH	152	GLU
46	BH	157	ASN
46	BH	161	LEU
46	BH	162	GLN
46	BH	164	ILE
46	BH	168	ARG
46	BH	172	ILE
46	BH	173	ARG
46	BH	177	ASP
46	BH	189	GLU
46	BH	190	ASP
46	BH	191	LEU
47	BI	3	ARG
47	BI	19	LYS
47	BI	24	ARG
47	BI	26	VAL
47	BI	30	LYS
47	BI	32	ARG
47	BI	33	ILE
47	BI	36	LEU
47	BI	40	LYS
47	BI	42	THR
47	BI	48	LEU
47	BI	52	LEU
47	BI	57	LEU
47	BI	63	GLU
47	BI	77	THR
47	BI	78	THR
47	BI	87	LEU
47	BI	90	ARG
47	BI	99	ILE
47	BI	116	ARG
47	BI	128	ARG
47	BI	129	VAL
47	BI	130	ASP
47	BI	139	ARG
47	BI	140	THR
47	BI	156	ARG
47	BI	163	GLN

Continued on next page...

Continued from previous page...

Mol	Chain	Res	Type
47	BI	165	ILE
47	BI	174	THR
47	BI	185	ARG
47	BI	191	LYS
47	BI	197	VAL
47	BI	203	LYS
47	BI	207	GLU
48	BJ	6	GLN
48	BJ	7	ASN
48	BJ	9	MET
48	BJ	10	ARG
48	BJ	12	LEU
48	BJ	13	LYS
48	BJ	16	LYS
48	BJ	19	LEU
48	BJ	26	SER
48	BJ	31	THR
48	BJ	34	SER
48	BJ	44	THR
48	BJ	46	VAL
48	BJ	55	ARG
48	BJ	65	ILE
48	BJ	70	THR
48	BJ	80	LEU
48	BJ	82	ARG
48	BJ	84	LEU
48	BJ	94	ARG
48	BJ	106	ILE
48	BJ	107	ASP
48	BJ	112	LEU
48	BJ	115	LYS
48	BJ	119	SER
48	BJ	120	ILE
48	BJ	122	ILE
48	BJ	130	VAL
48	BJ	134	PRO
48	BJ	138	VAL
48	BJ	140	ARG
48	BJ	142	LYS
48	BJ	158	ASP
48	BJ	161	SER
48	BJ	166	LYS

Continued on next page...

Continued from previous page...

Mol	Chain	Res	Type
48	BJ	172	LEU
49	BL	5	LYS
49	BL	13	HIS
49	BL	15	ARG
49	BL	23	LYS
49	BL	46	ILE
49	BL	51	LEU
49	BL	54	LEU
49	BL	55	ARG
49	BL	58	VAL
49	BL	59	ARG
49	BL	63	VAL
49	BL	67	ARG
49	BL	69	VAL
49	BL	85	LEU
49	BL	91	ARG
49	BL	100	ARG
49	BL	107	GLU
49	BL	114	GLN
49	BL	115	ARG
49	BL	124	ILE
49	BL	131	LYS
49	BL	136	GLU
49	BL	140	SER
49	BL	147	ILE
49	BL	164	GLU
49	BL	168	ARG
49	BL	171	ARG
49	BL	180	ARG
49	BL	182	ILE
49	BL	190	LYS
49	BL	194	GLU
50	BM	5	SER
50	BM	8	LYS
50	BM	13	ARG
50	BM	20	VAL
50	BM	25	LYS
50	BM	27	GLN
50	BM	50	LYS
50	BM	53	VAL
50	BM	58	ILE
50	BM	64	VAL

Continued on next page...

Continued from previous page...

Mol	Chain	Res	Type
50	BM	66	THR
50	BM	72	LEU
50	BM	82	SER
50	BM	90	VAL
50	BM	92	GLU
50	BM	102	LYS
50	BM	106	ARG
50	BM	108	ARG
50	BM	113	THR
50	BM	125	LYS
50	BM	126	GLN
50	BM	130	THR
50	BM	135	LEU
51	BN	10	LEU
51	BN	15	GLN
51	BN	18	VAL
51	BN	19	LEU
51	BN	20	ARG
51	BN	22	LEU
51	BN	27	VAL
51	BN	38	ARG
51	BN	49	ARG
51	BN	50	ARG
51	BN	68	ARG
51	BN	80	THR
51	BN	85	THR
51	BN	89	VAL
51	BN	92	LEU
51	BN	96	ARG
51	BN	97	SER
51	BN	98	LEU
51	BN	105	ARG
51	BN	109	ARG
51	BN	117	ASN
51	BN	131	GLU
51	BN	133	ILE
51	BN	151	ILE
51	BN	155	VAL
51	BN	182	ASN
51	BN	183	THR
51	BN	190	THR
51	BN	198	SER

Continued on next page...

Continued from previous page...

Mol	Chain	Res	Type
52	BO	3[B]	SER
52	BO	12[A]	LYS
52	BO	12[B]	LYS
52	BO	16[B]	LEU
52	BO	22[A]	VAL
52	BO	22[B]	THR
52	BO	25[A]	LYS
52	BO	25[B]	LYS
52	BO	34[A]	VAL
52	BO	34[B]	VAL
52	BO	58[A]	LEU
52	BO	58[B]	LEU
52	BO	59[A]	ARG
52	BO	59[B]	ARG
52	BO	67[A]	THR
52	BO	67[B]	THR
52	BO	78[A]	ARG
52	BO	78[B]	ARG
52	BO	80[B]	LEU
52	BO	84[A]	LEU
52	BO	85[A]	ARG
52	BO	85[B]	ARG
52	BO	106[A]	GLU
52	BO	106[B]	GLU
52	BO	110[A]	PRO
52	BO	110[B]	PRO
52	BO	116[A]	LYS
52	BO	116[B]	LYS
52	BO	117[A]	ARG
52	BO	117[B]	ARG
52	BO	122[A]	GLN
52	BO	122[B]	GLN
52	BO	124[A]	LEU
52	BO	124[B]	LEU
52	BO	126[A]	VAL
52	BO	126[B]	VAL
52	BO	128[A]	ARG
52	BO	128[B]	ARG
52	BO	142[A]	SER
52	BO	142[B]	SER
52	BO	143[A]	THR
52	BO	143[B]	THR

Continued on next page...

Continued from previous page...

Mol	Chain	Res	Type
52	BO	163[B]	ARG
52	BO	175[A]	THR
52	BO	175[B]	THR
52	BO	182[A]	ASN
52	BO	186[B]	SER
53	BP	3	ARG
53	BP	9	THR
53	BP	23	ARG
53	BP	24	VAL
53	BP	29	THR
53	BP	32	THR
53	BP	36	ILE
53	BP	52	LEU
53	BP	53	ASP
53	BP	56	ARG
53	BP	67	ILE
53	BP	69	ARG
53	BP	70	THR
53	BP	78	VAL
53	BP	94	LEU
53	BP	111	LYS
53	BP	112	LEU
53	BP	114	VAL
53	BP	120	ASN
53	BP	123	PRO
53	BP	126	ARG
53	BP	127	ARG
53	BP	136	ILE
53	BP	142	SER
53	BP	144	SER
53	BP	153	LYS
53	BP	166	VAL
53	BP	171	ARG
53	BP	173	ARG
53	BP	180	LYS
53	BP	181	ARG
54	BQ	3	ILE
54	BQ	17	THR
54	BQ	24	VAL
54	BQ	26	LEU
54	BQ	32	LEU
54	BQ	34	THR

Continued on next page...

Continued from previous page...

Mol	Chain	Res	Type
54	BQ	41	ASP
54	BQ	46	LYS
54	BQ	49	LEU
54	BQ	57	ILE
54	BQ	64	VAL
54	BQ	69	ARG
54	BQ	74	GLU
54	BQ	81	VAL
54	BQ	86	THR
54	BQ	88	THR
54	BQ	93	ILE
54	BQ	98	LYS
54	BQ	113	LYS
54	BQ	135	GLN
54	BQ	138	LEU
54	BQ	150	VAL
54	BQ	168	THR
54	BQ	180	ARG
55	BR	5	ARG
55	BR	8	LYS
55	BR	10	LEU
55	BR	20	ARG
55	BR	22	VAL
55	BR	25	ASP
55	BR	29	THR
55	BR	30	SER
55	BR	41	ILE
55	BR	43	LYS
55	BR	49	THR
55	BR	52	LYS
55	BR	60	LYS
55	BR	71	ARG
55	BR	74	ARG
55	BR	81	ARG
55	BR	86	GLU
55	BR	91	SER
55	BR	98	ARG
55	BR	99	LEU
55	BR	100	ARG
55	BR	103	ARG
55	BR	104	ARG
55	BR	106	LEU

Continued on next page...

Continued from previous page...

Mol	Chain	Res	Type
55	BR	108	LYS
55	BR	115	ILE
55	BR	116	ASP
55	BR	128	LYS
55	BR	135	LYS
55	BR	138	LEU
55	BR	144	GLN
55	BR	153	LYS
55	BR	164	LEU
55	BR	165	LYS
55	BR	175	GLN
55	BR	177	VAL
55	BR	182	ASP
56	BS	1	MET
56	BS	12	ARG
56	BS	13	ARG
56	BS	17	GLU
56	BS	40	ARG
56	BS	45	LEU
56	BS	51	VAL
56	BS	58	ILE
56	BS	61	ILE
56	BS	71	LYS
56	BS	80	ARG
56	BS	87	THR
56	BS	97	VAL
56	BS	100	VAL
56	BS	105	THR
56	BS	115	ARG
56	BS	117	ARG
56	BS	130	GLU
56	BS	132	THR
56	BS	137	ARG
56	BS	138	GLN
56	BS	142	GLN
56	BS	155	ARG
56	BS	160	THR
56	BS	162	THR
56	BS	166	LYS
56	BS	167	ARG
56	BS	169	SER
56	BS	172	TYR

Continued on next page...

Continued from previous page...

Mol	Chain	Res	Type
57	BT	4	SER
57	BT	9	SER
57	BT	12	ARG
57	BT	25	VAL
57	BT	26	HIS
57	BT	27	LEU
57	BT	28	SER
57	BT	32	LYS
57	BT	55	LYS
57	BT	75	ILE
57	BT	78	LYS
57	BT	79	MET
57	BT	80	VAL
57	BT	83	ARG
57	BT	88	ARG
57	BT	89	LEU
57	BT	96	ILE
57	BT	102	ARG
57	BT	103	GLN
57	BT	104	GLU
57	BT	118	GLU
57	BT	124	VAL
57	BT	126	VAL
57	BT	127	GLN
57	BT	128	LEU
57	BT	139	ARG
57	BT	143	THR
57	BT	144	GLU
57	BT	146	ASN
57	BT	149	GLN
57	BT	158	THR
57	BT	159	PHE
57	BT	160	ILE
58	BU	10	LYS
58	BU	27	VAL
58	BU	29	ASP
58	BU	38	ILE
58	BU	39	ASP
58	BU	43	VAL
58	BU	49	ASN
58	BU	52	ASN
58	BU	61	THR

Continued on next page...

Continued from previous page...

Mol	Chain	Res	Type
58	BU	66	VAL
58	BU	82	LYS
58	BU	88	GLN
58	BU	93	ILE
58	BU	100	THR
59	BV	13	ILE
59	BV	32	ARG
59	BV	33	ASN
59	BV	45	ARG
59	BV	48	ARG
59	BV	63	LYS
59	BV	64	LYS
59	BV	69	LEU
59	BV	73	VAL
59	BV	74	MET
59	BV	83	LYS
59	BV	84	SER
59	BV	102	ILE
59	BV	115	THR
59	BV	120	LYS
59	BV	125	LEU
60	BW	4	GLU
60	BW	5	ILE
60	BW	19	THR
60	BW	25	ASP
60	BW	34	SER
60	BW	39	LEU
60	BW	54	LEU
60	BW	63	ILE
61	BX	27	ARG
61	BX	34	LEU
61	BX	36	LYS
61	BX	37	THR
61	BX	38	LEU
61	BX	39	LYS
61	BX	40	LEU
61	BX	45	LYS
61	BX	48	SER
61	BX	63	ILE
61	BX	71	THR
61	BX	73	MET
61	BX	75	LYS

Continued on next page...

Continued from previous page...

Mol	Chain	Res	Type
61	BX	85	GLN
61	BX	86	VAL
61	BX	92	LYS
61	BX	105	VAL
61	BX	108	LEU
61	BX	109	LYS
61	BX	115	ARG
61	BX	125	ARG
61	BX	127	THR
61	BX	133	LEU
61	BX	135	ILE
61	BX	139	ILE
61	BX	142	ILE
62	BY	3	LYS
62	BY	8	VAL
62	BY	13	ARG
62	BY	17	LYS
62	BY	37	LYS
62	BY	40	ARG
62	BY	45	ILE
62	BY	50	ILE
62	BY	51	ARG
62	BY	56	VAL
62	BY	57	LEU
62	BY	74	TYR
62	BY	76	LEU
62	BY	80	VAL
62	BY	90	VAL
62	BY	94	SER
62	BY	95	VAL
62	BY	97	ILE
62	BY	105	VAL
62	BY	115	ARG
62	BY	122	LYS
62	BY	125	LYS
63	BZ	14	VAL
63	BZ	15	ARG
63	BZ	17	ARG
63	BZ	24	VAL
63	BZ	34	LYS
63	BZ	43	VAL
63	BZ	46	ILE

Continued on next page...

Continued from previous page...

Mol	Chain	Res	Type
63	BZ	53	VAL
63	BZ	54	THR
63	BZ	64	LYS
63	BZ	72	ILE
63	BZ	75	VAL
63	BZ	80	LEU
63	BZ	81	LEU
63	BZ	83	THR
63	BZ	86	THR
63	BZ	87	LEU
63	BZ	90	GLU
63	BZ	92	PHE
63	BZ	97	SER
63	BZ	99	GLU
63	BZ	102	GLU
63	BZ	103	GLN
63	BZ	109	GLU
63	BZ	121	ARG
63	BZ	127	ASN
63	BZ	134	LEU
64	Ba	6	THR
64	Ba	7	LYS
64	Ba	8	THR
64	Ba	10	LYS
64	Ba	12	ARG
64	Ba	16	SER
64	Ba	29	PRO
64	Ba	42	ARG
64	Ba	47	LYS
64	Ba	60	TYR
64	Ba	76	ASP
64	Ba	78	LEU
64	Ba	84	GLU
64	Ba	91	LEU
64	Ba	92	LYS
64	Ba	96	LYS
64	Ba	115	LYS
64	Ba	120	ASN
64	Ba	130	VAL
64	Ba	133	LEU
64	Ba	139	ARG
65	Bb	14	ARG

Continued on next page...

Continued from previous page...

Mol	Chain	Res	Type
65	Bb	22	LYS
65	Bb	23	LYS
65	Bb	25	LYS
65	Bb	28	LYS
65	Bb	33	LYS
65	Bb	35	VAL
65	Bb	38	LYS
65	Bb	50	THR
65	Bb	59	LYS
66	Bc	16	LEU
66	Bc	30	THR
66	Bc	32	LYS
66	Bc	34	LEU
66	Bc	36	GLN
66	Bc	40	LYS
66	Bc	48	THR
66	Bc	52	ARG
66	Bc	54	SER
66	Bc	61	MET
66	Bc	79	THR
66	Bc	83	LYS
66	Bc	87	VAL
66	Bc	93	LEU
66	Bc	97	ASP
66	Bc	99	ASP
66	Bc	100	ILE
66	Bc	103	THR
67	Bd	6	ASP
67	Bd	8	VAL
67	Bd	13	THR
67	Bd	16	LEU
67	Bd	26	LYS
67	Bd	28	ARG
67	Bd	31	ARG
67	Bd	46	THR
67	Bd	47	ASP
67	Bd	53	PRO
67	Bd	55	LEU
67	Bd	64	VAL
67	Bd	68	GLU
67	Bd	79	ARG
67	Bd	82	GLU

Continued on next page...

Continued from previous page...

Mol	Chain	Res	Type
67	Bd	86	LYS
67	Bd	94	GLU
67	Bd	102	LYS
67	Bd	106	THR
68	Be	4	LEU
68	Be	18	LYS
68	Be	19	ARG
68	Be	27	ARG
68	Be	33	ARG
68	Be	51	SER
68	Be	54	LYS
68	Be	61	LYS
68	Be	62	LYS
68	Be	73	THR
68	Be	75	LEU
68	Be	76	VAL
68	Be	82	LEU
68	Be	84	THR
68	Be	85	LEU
68	Be	87	MET
68	Be	103	LYS
68	Be	106	VAL
68	Be	109	LEU
68	Be	125	ARG
68	Be	126	LEU
68	Be	128	LEU
69	Bf	10	LYS
69	Bf	15	SER
69	Bf	20	LYS
69	Bf	28	SER
69	Bf	31	LYS
69	Bf	49	ILE
69	Bf	59	VAL
69	Bf	60	ARG
69	Bf	70	LYS
69	Bf	80	VAL
69	Bf	92	LYS
69	Bf	98	VAL
69	Bf	106	ASN
70	Bg	3	GLN
70	Bg	5	VAL
70	Bg	8	ARG

Continued on next page...

Continued from previous page...

Mol	Chain	Res	Type
70	Bg	20	ILE
70	Bg	21	LYS
70	Bg	23	VAL
70	Bg	24	LYS
70	Bg	29	ILE
70	Bg	33	GLN
70	Bg	38	LEU
70	Bg	44	CYS
70	Bg	51	LEU
70	Bg	52	GLN
70	Bg	56	THR
70	Bg	58	ARG
70	Bg	65	VAL
70	Bg	71	THR
70	Bg	72	VAL
70	Bg	74	ARG
70	Bg	86	LYS
70	Bg	88	ARG
70	Bg	95	ILE
70	Bg	99	LYS
70	Bg	102	LYS
70	Bg	104	VAL
71	Bh	15	GLU
71	Bh	20	GLN
71	Bh	21	LEU
71	Bh	27	GLU
71	Bh	28	LEU
71	Bh	38	ARG
71	Bh	44	ILE
71	Bh	45	LYS
71	Bh	46	THR
71	Bh	48	ARG
71	Bh	49	LYS
71	Bh	50	SER
71	Bh	71	LYS
71	Bh	73	LYS
71	Bh	74	LYS
71	Bh	81	ARG
71	Bh	85	THR
71	Bh	89	ARG
71	Bh	100	VAL
71	Bh	101	THR

Continued on next page...

Continued from previous page...

Mol	Chain	Res	Type
71	Bh	104	GLN
71	Bh	105	ARG
71	Bh	107	LYS
71	Bh	115	LYS
71	Bh	119	LYS
72	Bi	11	LEU
72	Bi	17	VAL
72	Bi	18	THR
72	Bi	21	THR
72	Bi	25	LYS
72	Bi	26	ILE
72	Bi	29	LYS
72	Bi	34	SER
72	Bi	36	ARG
72	Bi	42	SER
72	Bi	45	ARG
72	Bi	57	LEU
72	Bi	58	ILE
72	Bi	60	LEU
72	Bi	62	ARG
72	Bi	64	SER
72	Bi	68	ARG
72	Bi	70	ARG
72	Bi	76	ARG
72	Bi	81	THR
72	Bi	88	GLU
72	Bi	90	MET
72	Bi	99	ARG
73	Bj	3	LYS
73	Bj	5	THR
73	Bj	17	THR
73	Bj	24	ARG
73	Bj	25	ARG
73	Bj	33	THR
73	Bj	36	SER
73	Bj	37	CYS
73	Bj	59	THR
73	Bj	67	LEU
73	Bj	75	LYS
73	Bj	80	THR
73	Bj	82	SER
73	Bj	84	SER

Continued on next page...

Continued from previous page...

Mol	Chain	Res	Type
74	Bk	3	ARG
74	Bk	5	ILE
74	Bk	6	THR
74	Bk	8	ILE
74	Bk	12	LEU
74	Bk	19	ASP
74	Bk	24	THR
74	Bk	31	LEU
74	Bk	32	ASN
74	Bk	41	THR
74	Bk	45	VAL
74	Bk	46	ARG
74	Bk	48	SER
74	Bk	50	SER
74	Bk	53	THR
74	Bk	64	LYS
74	Bk	65	LEU
74	Bk	67	GLN
74	Bk	72	THR
74	Bk	77	ARG
75	Bl	5	LYS
75	Bl	6	SER
75	Bl	21	ARG
75	Bl	23	LEU
75	Bl	27	ILE
75	Bl	34	THR
75	Bl	36	ARG
75	Bl	45	ARG
75	Bl	51	ILE
76	Bm	77	ILE
76	Bm	78	ILE
76	Bm	79	GLU
76	Bm	83	LYS
76	Bm	85	LEU
76	Bm	108	THR
76	Bm	112	LYS
76	Bm	113	ARG
76	Bm	114	LYS
76	Bm	127	LEU
77	Bn	4	LYS
77	Bn	6	ARG
77	Bn	9	ARG

Continued on next page...

Continued from previous page...

Mol	Chain	Res	Type
77	Bn	10	THR
77	Bn	11	ARG
77	Bn	16	LYS
77	Bn	19	LYS
77	Bn	21	ARG
78	Bo	2	VAL
78	Bo	3	ASN
78	Bo	8	ARG
78	Bo	17	CYS
78	Bo	26	THR
78	Bo	29	LYS
78	Bo	34	SER
78	Bo	35	LEU
78	Bo	47	GLN
78	Bo	60	LYS
78	Bo	66	LYS
78	Bo	72	LEU
78	Bo	76	LYS
78	Bo	79	THR
78	Bo	80	ARG
78	Bo	83	LEU
78	Bo	84	THR
78	Bo	93	LEU
78	Bo	99	GLN
78	Bo	100	LYS
78	Bo	104	LEU
78	Bo	105	GLN
79	Bp	5	THR
79	Bp	6	LYS
79	Bp	11	THR
79	Bp	24	ARG
79	Bp	32	GLN
79	Bp	45	LYS
79	Bp	48	LYS
79	Bp	49	ARG
79	Bp	56	THR
79	Bp	59	CYS
79	Bp	60	CYS
79	Bp	73	THR
79	Bp	78	THR
79	Bp	84	ARG
79	Bp	91	GLU

Continued on next page...

Continued from previous page...

Mol	Chain	Res	Type
2	CA	6	THR
2	CA	9	LEU
2	CA	12	GLU
2	CA	21	ASN
2	CA	29	VAL
2	CA	30	GLN
2	CA	31	VAL
2	CA	41	ARG
2	CA	45	VAL
2	CA	49	ASN
2	CA	50	VAL
2	CA	57	LEU
2	CA	59	LEU
2	CA	62	ARG
2	CA	76	ILE
2	CA	88	LYS
2	CA	96	THR
2	CA	103	THR
2	CA	110	TYR
2	CA	124	THR
2	CA	131	GLN
2	CA	139	VAL
2	CA	146	LEU
2	CA	151	SER
2	CA	154	GLU
2	CA	167	LYS
2	CA	172	LEU
2	CA	180	GLU
2	CA	183	ARG
2	CA	185	ARG
2	CA	188	LEU
2	CA	189	VAL
2	CA	196	SER
2	CA	198	MET
3	CB	21	VAL
3	CB	22	ASP
3	CB	33	LYS
3	CB	36	SER
3	CB	37	THR
3	CB	40	ASN
3	CB	47	LEU
3	CB	51	SER

Continued on next page...

Continued from previous page...

Mol	Chain	Res	Type
3	CB	55	LYS
3	CB	61	LEU
3	CB	62	LYS
3	CB	65	VAL
3	CB	70	LEU
3	CB	73	LEU
3	CB	81	PHE
3	CB	83	LYS
3	CB	85	LYS
3	CB	89	ASP
3	CB	90	GLU
3	CB	105	PHE
3	CB	106	THR
3	CB	108	ASP
3	CB	116	LYS
3	CB	125	VAL
3	CB	126	THR
3	CB	129	THR
3	CB	137	ILE
3	CB	154	SER
3	CB	159	SER
3	CB	170	GLU
3	CB	173	THR
3	CB	177	GLN
3	CB	180	THR
3	CB	181	LEU
3	CB	184	LEU
3	CB	203	ASP
3	CB	204	ILE
3	CB	212	VAL
3	CB	213	ARG
3	CB	214	LYS
3	CB	215	VAL
3	CB	219	LYS
3	CB	222	LYS
3	CB	234	GLU
4	CC	41	LEU
4	CC	50	ILE
4	CC	53	ILE
4	CC	54	GLU
4	CC	55	GLU
4	CC	58	LEU

Continued on next page...

Continued from previous page...

Mol	Chain	Res	Type
4	CC	69	ILE
4	CC	71	THR
4	CC	72	LEU
4	CC	73	LEU
4	CC	76	LEU
4	CC	77	GLN
4	CC	81	MET
4	CC	83	ILE
4	CC	89	GLN
4	CC	90	THR
4	CC	91	ARG
4	CC	94	GLN
4	CC	95	ARG
4	CC	97	ARG
4	CC	106	ASP
4	CC	111	VAL
4	CC	130	ILE
4	CC	139	ILE
4	CC	140	ARG
4	CC	141	ARG
4	CC	146	THR
4	CC	148	LEU
4	CC	150	GLN
4	CC	159	THR
4	CC	164	SER
4	CC	170	ILE
4	CC	185	LYS
4	CC	194	GLU
4	CC	206	THR
4	CC	207	LEU
4	CC	218	ILE
4	CC	225	LEU
4	CC	229	LEU
4	CC	233	GLN
4	CC	240	LEU
4	CC	245	ASP
4	CC	248	SER
5	CD	4	LEU
5	CD	5	ILE
5	CD	7	LYS
5	CD	9	ARG
5	CD	10	LYS

Continued on next page...

Continued from previous page...

Mol	Chain	Res	Type
5	CD	11	LEU
5	CD	21	LEU
5	CD	37	VAL
5	CD	39	VAL
5	CD	40	ARG
5	CD	41	VAL
5	CD	45	LYS
5	CD	53	THR
5	CD	55	THR
5	CD	59	LEU
5	CD	65	ARG
5	CD	66	ILE
5	CD	67	ASN
5	CD	69	LEU
5	CD	76	ARG
5	CD	84	ILE
5	CD	93	ASP
5	CD	94	ARG
5	CD	115	ILE
5	CD	116	ARG
5	CD	117	ARG
5	CD	127	MET
5	CD	142	LEU
5	CD	143	ARG
5	CD	146	ARG
5	CD	150	MET
5	CD	158	ILE
5	CD	162	GLN
5	CD	170	THR
5	CD	172	THR
5	CD	178	ARG
5	CD	202	LEU
5	CD	204	ASP
5	CD	208	ILE
5	CD	212	LYS
5	CD	213	GLU
5	CD	223	LYS
6	CE	6	LYS
6	CE	7	LYS
6	CE	9	LEU
6	CE	12	LEU
6	CE	23	LEU

Continued on next page...

Continued from previous page...

Mol	Chain	Res	Type
6	CE	38	LEU
6	CE	39	ARG
6	CE	42	LEU
6	CE	48	LEU
6	CE	49	ARG
6	CE	50	ASN
6	CE	51	ARG
6	CE	67	GLN
6	CE	70	VAL
6	CE	71	LYS
6	CE	95	THR
6	CE	97	GLU
6	CE	102	VAL
6	CE	105	VAL
6	CE	106	LYS
6	CE	113	ARG
6	CE	116	ASP
6	CE	123	LEU
6	CE	131	LEU
6	CE	147	ILE
6	CE	148	ARG
6	CE	160	VAL
6	CE	176	ASP
6	CE	180	LEU
6	CE	181	VAL
6	CE	182	TYR
6	CE	184	THR
6	CE	187	ARG
6	CE	219	VAL
6	CE	221	ARG
6	CE	222	LEU
6	CE	223	ASN
6	CE	227	VAL
6	CE	236	ILE
6	CE	237	SER
6	CE	245	LYS
6	CE	246	LEU
6	CE	261	LEU
7	CF	23	VAL
7	CF	25	LEU
7	CF	27	THR
7	CF	32	GLU

Continued on next page...

Continued from previous page...

Mol	Chain	Res	Type
7	CF	33	VAL
7	CF	38	THR
7	CF	39	GLU
7	CF	41	LYS
7	CF	50	GLU
7	CF	63	GLN
7	CF	64	VAL
7	CF	65	ARG
7	CF	68	ILE
7	CF	70	VAL
7	CF	76	ARG
7	CF	84	LYS
7	CF	89	ILE
7	CF	92	ARG
7	CF	93	LEU
7	CF	94	THR
7	CF	109	LYS
7	CF	112	ARG
7	CF	114	ILE
7	CF	125	THR
7	CF	128	ASN
7	CF	147	THR
7	CF	148	ARG
7	CF	156	ARG
7	CF	157	ARG
7	CF	162	VAL
7	CF	167	ARG
7	CF	170	GLN
7	CF	187	ILE
7	CF	190	ILE
7	CF	194	LEU
7	CF	203	LYS
7	CF	208	SER
7	CF	212	LYS
7	CF	213	LYS
7	CF	216	GLU
7	CF	225	ARG
8	CG	6	SER
8	CG	12	SER
8	CG	17	GLU
8	CG	20	ASP
8	CG	21	GLU

Continued on next page...

Continued from previous page...

Mol	Chain	Res	Type
8	CG	25	ARG
8	CG	30	LYS
8	CG	31	ARG
8	CG	44	GLU
8	CG	46	LYS
8	CG	51	LYS
8	CG	71	THR
8	CG	73	ILE
8	CG	76	LEU
8	CG	78	THR
8	CG	79	LYS
8	CG	81	VAL
8	CG	89	ASP
8	CG	93	LYS
8	CG	108	VAL
8	CG	109	LEU
8	CG	111	LEU
8	CG	115	LYS
8	CG	120	GLU
8	CG	121	LEU
8	CG	122	GLU
8	CG	126	ASP
8	CG	127	THR
8	CG	128	THR
8	CG	132	ARG
8	CG	137	ARG
8	CG	143	LYS
8	CG	150	GLU
8	CG	151	ASP
8	CG	153	VAL
8	CG	155	ASP
8	CG	168	THR
8	CG	169	TYR
8	CG	170	THR
8	CG	176	GLN
8	CG	179	VAL
8	CG	193	LEU
8	CG	212	LEU
8	CG	215	ARG
9	CH	11	GLN
9	CH	14	THR
9	CH	24	PHE

Continued on next page...

Continued from previous page...

Mol	Chain	Res	Type
9	CH	28	GLU
9	CH	33	GLU
9	CH	35	LYS
9	CH	39	ARG
9	CH	41	LEU
9	CH	42	GLN
9	CH	49	ILE
9	CH	51	VAL
9	CH	67	LEU
9	CH	77	LEU
9	CH	78	THR
9	CH	79	ARG
9	CH	81	LEU
9	CH	86	GLN
9	CH	87	ASP
9	CH	97	ARG
9	CH	105	THR
9	CH	106	SER
9	CH	108	GLN
9	CH	110	GLN
9	CH	114	ARG
9	CH	116	ARG
9	CH	117	THR
9	CH	118	LEU
9	CH	122	HIS
9	CH	126	LEU
9	CH	134	GLU
9	CH	135	ILE
9	CH	136	VAL
9	CH	143	LEU
9	CH	144	VAL
9	CH	181	ILE
9	CH	182	VAL
9	CH	185	ILE
9	CH	187	SER
10	CI	5	ARG
10	CI	18	ARG
10	CI	25	ARG
10	CI	29	LEU
10	CI	36	THR
10	CI	46	VAL
10	CI	47	ARG

Continued on next page...

Continued from previous page...

Mol	Chain	Res	Type
10	CI	58	LEU
10	CI	59	ARG
10	CI	60	ILE
10	CI	61	GLU
10	CI	62	THR
10	CI	64	ASN
10	CI	66	SER
10	CI	74	LYS
10	CI	76	THR
10	CI	77	ARG
10	CI	78	ILE
10	CI	82	VAL
10	CI	89	GLU
10	CI	110	ARG
10	CI	111	GLN
10	CI	120	THR
10	CI	138	ASN
10	CI	141	ARG
10	CI	151	LYS
10	CI	152	ILE
10	CI	153	GLU
10	CI	155	SER
10	CI	158	SER
10	CI	183	ILE
10	CI	184	LEU
10	CI	199	LYS
11	CJ	3	ARG
11	CJ	7	THR
11	CJ	22	SER
11	CJ	28	LEU
11	CJ	33	GLU
11	CJ	39	LYS
11	CJ	45	ILE
11	CJ	48	GLN
11	CJ	49	LEU
11	CJ	78	ARG
11	CJ	82	ARG
11	CJ	90	LYS
11	CJ	93	LEU
11	CJ	101	VAL
11	CJ	105	LEU
11	CJ	109	LEU

Continued on next page...

Continued from previous page...

Mol	Chain	Res	Type
11	CJ	110	GLN
11	CJ	111	THR
11	CJ	115	LYS
11	CJ	120	LYS
11	CJ	130	THR
11	CJ	134	ILE
11	CJ	140	ILE
11	CJ	142	ASN
11	CJ	145	SER
11	CJ	149	ARG
11	CJ	151	ASP
11	CJ	161	THR
11	CJ	171	ARG
11	CJ	172	VAL
11	CJ	175	ARG
11	CJ	179	ARG
11	CJ	180	LYS
11	CJ	186	GLU
12	CK	3	MET
12	CK	5	LYS
12	CK	13	GLN
12	CK	15	LEU
12	CK	20	VAL
12	CK	21	VAL
12	CK	26	ASP
12	CK	27	PHE
12	CK	33	GLU
12	CK	36	ASP
12	CK	40	LEU
12	CK	55	VAL
12	CK	57	THR
12	CK	71	GLU
12	CK	74	GLU
12	CK	76	LEU
12	CK	77	ARG
13	CL	3	THR
13	CL	5	LEU
13	CL	10	GLU
13	CL	21	ASN
13	CL	26	LYS
13	CL	27	THR
13	CL	30	ARG

Continued on next page...

Continued from previous page...

Mol	Chain	Res	Type
13	CL	31	THR
13	CL	32	LYS
13	CL	33	ARG
13	CL	40	LEU
13	CL	44	THR
13	CL	47	THR
13	CL	56	LYS
13	CL	60	PHE
13	CL	67	ARG
13	CL	72	THR
13	CL	74	THR
13	CL	80	MET
13	CL	83	THR
13	CL	96	LYS
13	CL	98	ASN
13	CL	109	VAL
13	CL	123	VAL
13	CL	128	CYS
13	CL	129	ARG
13	CL	131	ILE
13	CL	138	ASN
13	CL	140	VAL
14	CM	25	GLU
14	CM	28	LEU
14	CM	36	LEU
14	CM	39	ASP
14	CM	43	ARG
14	CM	52	LEU
14	CM	58	LEU
14	CM	59	LEU
14	CM	61	VAL
14	CM	62	LEU
14	CM	63	VAL
14	CM	65	SER
14	CM	66	VAL
14	CM	71	ILE
14	CM	74	LEU
14	CM	75	VAL
14	CM	83	GLU
14	CM	85	LYS
14	CM	88	LEU
14	CM	89	ILE

Continued on next page...

Continued from previous page...

Mol	Chain	Res	Type
14	CM	91	VAL
14	CM	97	LEU
14	CM	103	LEU
14	CM	116	VAL
14	CM	121	VAL
14	CM	129	GLU
14	CM	132	GLU
14	CM	134	SER
14	CM	135	MET
14	CM	136	ILE
14	CM	138	GLU
14	CM	139	HIS
14	CM	140	PHE
15	CN	13	SER
15	CN	14	SER
15	CN	16	ILE
15	CN	20	ARG
15	CN	21	ASN
15	CN	27	LYS
15	CN	28	LEU
15	CN	39	LYS
15	CN	64	ARG
15	CN	66	ILE
15	CN	70	LYS
15	CN	76	LYS
15	CN	80	LEU
15	CN	84	ILE
15	CN	86	GLU
15	CN	87	ASP
15	CN	88	LEU
15	CN	104	ARG
15	CN	114	ARG
15	CN	115	LEU
15	CN	125	LEU
15	CN	127	ARG
15	CN	134	VAL
15	CN	138	ASN
16	CO	16	VAL
16	CO	18	ARG
16	CO	20	TYR
16	CO	26	THR
16	CO	28	VAL

Continued on next page...

Continued from previous page...

Mol	Chain	Res	Type
16	CO	31	THR
16	CO	33	LEU
16	CO	34	SER
16	CO	51	ASP
16	CO	52	ARG
16	CO	62	LEU
16	CO	65	GLN
16	CO	71	CYS
16	CO	79	VAL
16	CO	81	VAL
16	CO	84	ARG
16	CO	92	LYS
16	CO	102	LEU
16	CO	103	ARG
16	CO	107	ARG
16	CO	114	ARG
16	CO	119	THR
16	CO	124	ASP
16	CO	125	SER
16	CO	127	ARG
16	CO	137	LEU
17	CP	12	PHE
17	CP	21	ASP
17	CP	22	LEU
17	CP	24	LYS
17	CP	27	GLU
17	CP	36	LEU
17	CP	43	ARG
17	CP	44	ARG
17	CP	61	ARG
17	CP	69	GLU
17	CP	71	GLU
17	CP	72	LYS
17	CP	77	ARG
17	CP	92	SER
17	CP	104	GLN
17	CP	107	ILE
17	CP	110	GLU
17	CP	121	ILE
17	CP	122	THR
17	CP	124	THR
17	CP	125	PRO

Continued on next page...

Continued from previous page...

Mol	Chain	Res	Type
17	CP	127	ARG
18	CQ	17	THR
18	CQ	23	LYS
18	CQ	28	LEU
18	CQ	34	SER
18	CQ	37	THR
18	CQ	40	GLU
18	CQ	43	ILE
18	CQ	47	LYS
18	CQ	48	VAL
18	CQ	53	LEU
18	CQ	54	LEU
18	CQ	57	LEU
18	CQ	63	ILE
18	CQ	68	ARG
18	CQ	69	VAL
18	CQ	81	ILE
18	CQ	90	VAL
18	CQ	94	GLN
18	CQ	98	ASP
18	CQ	113	ASP
18	CQ	114	ARG
18	CQ	117	LEU
18	CQ	123	ARG
18	CQ	128	LYS
18	CQ	137	ARG
18	CQ	141	SER
19	CR	3	ARG
19	CR	8	THR
19	CR	19	ARG
19	CR	31	ASN
19	CR	34	LEU
19	CR	38	ILE
19	CR	46	LEU
19	CR	47	ARG
19	CR	54	THR
19	CR	66	VAL
19	CR	69	ILE
19	CR	78	ARG
19	CR	83	GLN
19	CR	85	VAL
19	CR	88	VAL

Continued on next page...

Continued from previous page...

Mol	Chain	Res	Type
19	CR	89	SER
19	CR	104	ASN
19	CR	113	LEU
20	CS	2	SER
20	CS	3	LEU
20	CS	4	VAL
20	CS	5	VAL
20	CS	6	GLN
20	CS	10	SER
20	CS	13	HIS
20	CS	15	LEU
20	CS	17	LEU
20	CS	18	LEU
20	CS	26	ILE
20	CS	27	LYS
20	CS	28	ILE
20	CS	34	THR
20	CS	36	LYS
20	CS	38	VAL
20	CS	40	ARG
20	CS	55	HIS
20	CS	61	LEU
20	CS	63	GLN
20	CS	68	ARG
20	CS	85	PHE
20	CS	89	GLN
20	CS	94	ASP
20	CS	100	THR
20	CS	116	LEU
20	CS	119	ILE
20	CS	136	GLN
20	CS	138	THR
20	CS	144	ARG
21	CT	6	VAL
21	CT	13	ASP
21	CT	22	LEU
21	CT	23	GLN
21	CT	27	LYS
21	CT	28	LEU
21	CT	30	VAL
21	CT	34	VAL
21	CT	36	ILE

Continued on next page...

Continued from previous page...

Mol	Chain	Res	Type
21	CT	39	THR
21	CT	57	ARG
21	CT	68	ARG
21	CT	71	VAL
21	CT	75	LYS
21	CT	88	VAL
21	CT	89	ARG
21	CT	111	ILE
21	CT	123	ARG
21	CT	126	GLU
21	CT	131	ASP
21	CT	132	LEU
21	CT	135	ILE
21	CT	139	THR
21	CT	140	LEU
21	CT	141	GLU
21	CT	142	GLU
21	CT	144	GLU
22	CU	12	GLN
22	CU	15	GLN
22	CU	22	ILE
22	CU	23	ARG
22	CU	26	LEU
22	CU	27	THR
22	CU	30	LYS
22	CU	31	VAL
22	CU	39	SER
22	CU	44	ASN
22	CU	47	GLN
22	CU	51	VAL
22	CU	52	LYS
22	CU	57	ARG
22	CU	60	THR
22	CU	63	LEU
22	CU	70	THR
22	CU	72	ASN
22	CU	74	GLU
22	CU	77	LYS
22	CU	81	THR
22	CU	88	LYS
22	CU	89	ARG
22	CU	96	PRO

Continued on next page...

Continued from previous page...

Mol	Chain	Res	Type
22	CU	99	ILE
22	CU	102	ARG
22	CU	103	ILE
22	CU	104	THR
22	CU	105	GLN
22	CU	108	ILE
22	CU	113	ASP
22	CU	115	GLU
22	CU	116	VAL
22	CU	118	VAL
23	CV	1	MET
23	CV	2	GLU
23	CV	5	LYS
23	CV	10	GLU
23	CV	11	LEU
23	CV	12	TYR
23	CV	25	LYS
23	CV	32	VAL
23	CV	38	LYS
23	CV	41	GLU
23	CV	52	THR
23	CV	62	ARG
23	CV	68	SER
23	CV	69	LEU
23	CV	78	LEU
23	CV	81	ASN
23	CV	86	SER
24	CW	7	LEU
24	CW	23	ARG
24	CW	25	VAL
24	CW	26	LEU
24	CW	43	LYS
24	CW	65	LEU
24	CW	68	ARG
24	CW	74	VAL
24	CW	88	LYS
24	CW	93	LEU
24	CW	98	GLN
24	CW	103	ILE
24	CW	117	ARG
24	CW	129	VAL
25	CX	9	LEU

Continued on next page...

Continued from previous page...

Mol	Chain	Res	Type
25	CX	14	LYS
25	CX	17	VAL
25	CX	19	ARG
25	CX	20	ARG
25	CX	23	ARG
25	CX	31	LYS
25	CX	40	SER
25	CX	55	GLU
25	CX	73	ARG
25	CX	83	VAL
25	CX	84	THR
25	CX	96	VAL
25	CX	100	ASP
25	CX	103	LEU
25	CX	107	PHE
25	CX	109	ARG
25	CX	133	LEU
26	CY	6	THR
26	CY	10	ARG
26	CY	13	ILE
26	CY	14	SER
26	CY	21	LYS
26	CY	26	ASP
26	CY	29	HIS
26	CY	36	SER
26	CY	37	LYS
26	CY	43	LYS
26	CY	44	LEU
26	CY	49	LYS
26	CY	51	GLU
26	CY	62	THR
26	CY	77	ASN
26	CY	78	SER
26	CY	83	LYS
26	CY	88	THR
26	CY	100	VAL
26	CY	105	ARG
26	CY	128	LYS
26	CY	135	ASP
27	CZ	37	GLN
27	CZ	41	ILE
27	CZ	43	ASP

Continued on next page...

Continued from previous page...

Mol	Chain	Res	Type
27	CZ	45	GLU
27	CZ	46	LYS
27	CZ	51	LEU
27	CZ	53	GLU
27	CZ	57	TYR
27	CZ	60	VAL
27	CZ	70	LYS
27	CZ	71	ILE
27	CZ	81	ARG
27	CZ	86	GLU
27	CZ	93	SER
27	CZ	97	LYS
27	CZ	102	THR
27	CZ	105	THR
28	Ca	4	LYS
28	Ca	10	ARG
28	Ca	26	CYS
28	Ca	34	LYS
28	Ca	41	ILE
28	Ca	44	ILE
28	Ca	50	VAL
28	Ca	53	LEU
28	Ca	55	GLU
28	Ca	67	THR
28	Ca	76	SER
28	Ca	82	ARG
28	Ca	85	ARG
28	Ca	89	ARG
28	Ca	98	PRO
29	Cb	17	ARG
29	Cb	22	LYS
29	Cb	34	ASP
29	Cb	41	LEU
29	Cb	43	ILE
29	Cb	44	THR
29	Cb	52	THR
29	Cb	55	THR
29	Cb	61	THR
29	Cb	72	LYS
29	Cb	77	THR
29	Cb	78	SER
29	Cb	81	ARG

Continued on next page...

Continued from previous page...

Mol	Chain	Res	Type
30	Cc	5	THR
30	Cc	7	VAL
30	Cc	11	LYS
30	Cc	14	LYS
30	Cc	16	LEU
30	Cc	19	THR
30	Cc	22	ARG
30	Cc	30	VAL
30	Cc	32	PHE
30	Cc	33	LEU
30	Cc	35	ASP
30	Cc	36	THR
30	Cc	40	ILE
30	Cc	49	ARG
30	Cc	54	LEU
30	Cc	62	GLU
30	Cc	64	ARG
30	Cc	65	ARG
31	Cd	4	GLU
31	Cd	10	HIS
31	Cd	16	LYS
31	Cd	25	SER
31	Cd	30	LEU
31	Cd	32	ARG
31	Cd	36	LEU
31	Cd	40	ARG
31	Cd	53	ASN
31	Cd	54	LYS
31	Cd	56	ARG
32	Ce	4	VAL
32	Ce	13	LYS
32	Ce	23	LYS
32	Ce	26	LYS
32	Ce	28	LYS
32	Ce	29	LYS
32	Ce	36	LYS
32	Ce	39	LEU
32	Ce	41	THR
32	Ce	44	PHE
32	Ce	45	VAL
32	Ce	47	VAL
32	Ce	50	VAL

Continued on next page...

Continued from previous page...

Mol	Chain	Res	Type
32	Ce	53	LYS
32	Ce	54	ARG
32	Ce	56	MET
33	Cf	102	VAL
33	Cf	106	TYR
33	Cf	107	LYS
33	Cf	108	VAL
33	Cf	113	LYS
33	Cf	115	THR
33	Cf	135	HIS
33	Cf	140	TYR
33	Cf	141	CYS
33	Cf	146	SER
33	Cf	151	ASN
34	Cg	22	SER
34	Cg	25	THR
34	Cg	29	GLN
34	Cg	40	LYS
34	Cg	52	GLN
34	Cg	59	ARG
34	Cg	65	SER
34	Cg	76	ASP
34	Cg	96	THR
34	Cg	136	ILE
34	Cg	145	LEU
34	Cg	153	GLN
34	Cg	168	THR
34	Cg	176	LYS
34	Cg	184	ASN
34	Cg	188	ILE
34	Cg	199	ILE
34	Cg	202	LEU
34	Cg	222	LEU
34	Cg	228	LYS
34	Cg	232	TYR
34	Cg	250	TYR
34	Cg	256	THR
34	Cg	264	SER
34	Cg	266	ASP
34	Cg	272	ASP
34	Cg	274	LEU
34	Cg	278	PHE

Continued on next page...

Continued from previous page...

Mol	Chain	Res	Type
34	Cg	297	ASP
34	Cg	308	ASN
34	Cg	309	VAL
34	Cg	310	ILE
34	Cg	312	VAL
34	Cg	319	ASN
81	Ch	23	LYS
81	Ch	28	SER
81	Ch	34	LYS
81	Ch	43	ASP
81	Ch	45	SER
81	Ch	46	LYS
81	Ch	48	ARG
81	Ch	49	LYS
81	Ch	50	ASN
81	Ch	53	ARG
81	Ch	61	ILE
81	Ch	64	LYS
81	Ch	74	LYS
81	Ch	75	ASP
81	Ch	77	THR
81	Ch	82	THR
39	DA	15	ILE
39	DA	23	ARG
39	DA	32	LEU
39	DA	41	ILE
39	DA	44	ILE
39	DA	45	VAL
39	DA	46	LYS
39	DA	48	ILE
39	DA	61	VAL
39	DA	62	VAL
39	DA	71	LEU
39	DA	96	LEU
39	DA	101	VAL
39	DA	112	ILE
39	DA	113	VAL
39	DA	114	SER
39	DA	119	LYS
39	DA	134	VAL
39	DA	137	ILE
39	DA	142	ASP

Continued on next page...

Continued from previous page...

Mol	Chain	Res	Type
39	DA	147	ARG
39	DA	155	LYS
39	DA	158	ILE
39	DA	169	ILE
39	DA	179	LEU
39	DA	180	LEU
39	DA	181	LYS
39	DA	193	ARG
39	DA	202	VAL
39	DA	207	VAL
39	DA	215	ASN
39	DA	224	THR
39	DA	226	SER
39	DA	227	ARG
39	DA	230	VAL
39	DA	241	ARG
39	DA	243	THR
39	DA	246	LEU
40	DB	3	HIS
40	DB	4	ARG
40	DB	10	ARG
40	DB	17	LEU
40	DB	19	ARG
40	DB	20	LYS
40	DB	21	ARG
40	DB	24	SER
40	DB	30	LYS
40	DB	43	LEU
40	DB	47	LEU
40	DB	50	LYS
40	DB	56	ILE
40	DB	67	PHE
40	DB	70	ARG
40	DB	77	THR
40	DB	79	VAL
40	DB	81	THR
40	DB	84	VAL
40	DB	85	VAL
40	DB	89	VAL
40	DB	100	ARG
40	DB	103	THR
40	DB	114	VAL

Continued on next page...

Continued from previous page...

Mol	Chain	Res	Type
40	DB	116	ARG
40	DB	139	GLN
40	DB	146	ARG
40	DB	148	LEU
40	DB	150	ARG
40	DB	153	LYS
40	DB	157	VAL
40	DB	169	THR
40	DB	175	LYS
40	DB	183	LEU
40	DB	187	SER
40	DB	188	ILE
40	DB	192	VAL
40	DB	196	ARG
40	DB	202	THR
40	DB	205	VAL
40	DB	213	GLU
40	DB	221	THR
40	DB	229	VAL
40	DB	232	ARG
40	DB	235	THR
40	DB	236	LYS
40	DB	238	LEU
40	DB	242	THR
40	DB	248	LYS
40	DB	252	ILE
40	DB	284	ARG
40	DB	291	GLU
40	DB	297	SER
40	DB	301	THR
40	DB	304	THR
40	DB	308	MET
40	DB	322	ILE
40	DB	324	VAL
40	DB	328	ILE
40	DB	332	ARG
40	DB	338	LEU
40	DB	340	LYS
40	DB	346	THR
40	DB	347	SER
40	DB	355	SER
40	DB	361	THR

Continued on next page...

Continued from previous page...

Mol	Chain	Res	Type
40	DB	367	LYS
40	DB	369	ARG
40	DB	380	MET
40	DB	382	THR
41	DC	2	SER
41	DC	7	THR
41	DC	16	THR
41	DC	18	ASN
41	DC	25	VAL
41	DC	27	SER
41	DC	52	VAL
41	DC	53	SER
41	DC	55	LYS
41	DC	71	VAL
41	DC	85	SER
41	DC	93	MET
41	DC	99	MET
41	DC	112	LYS
41	DC	120	TYR
41	DC	122	THR
41	DC	136	LEU
41	DC	138	ARG
41	DC	144	LYS
41	DC	145	ILE
41	DC	150	LEU
41	DC	153	SER
41	DC	156	LEU
41	DC	158	SER
41	DC	160	GLN
41	DC	161	LYS
41	DC	170	LYS
41	DC	176	SER
41	DC	177	ASP
41	DC	179	LEU
41	DC	182	LEU
41	DC	186	LYS
41	DC	187	LEU
41	DC	198	ARG
41	DC	203	ARG
41	DC	206	LEU
41	DC	220	ARG
41	DC	222	VAL

Continued on next page...

Continued from previous page...

Mol	Chain	Res	Type
41	DC	230	VAL
41	DC	246	ARG
41	DC	258	LEU
41	DC	259	ASP
41	DC	265	GLU
41	DC	267	VAL
41	DC	283	THR
41	DC	287	THR
41	DC	289	ILE
41	DC	290	ILE
41	DC	300	ARG
41	DC	307	GLN
41	DC	313	LEU
41	DC	319	LYS
41	DC	323	VAL
41	DC	327	LEU
41	DC	333	VAL
41	DC	339	LEU
41	DC	342	LYS
41	DC	345	GLU
41	DC	349	THR
41	DC	354	VAL
41	DC	356	THR
41	DC	357	GLU
41	DC	358	THR
41	DC	359	LEU
41	DC	360	LYS
41	DC	362	ASP
42	DD	4	GLN
42	DD	5	LYS
42	DD	13	SER
42	DD	34	LYS
42	DD	35	ARG
42	DD	41	LYS
42	DD	51	LEU
42	DD	65	ILE
42	DD	68	THR
42	DD	70	THR
42	DD	74	VAL
42	DD	81	HIS
42	DD	89	THR
42	DD	93	THR

Continued on next page...

Continued from previous page...

Mol	Chain	Res	Type
42	DD	110	LEU
42	DD	112	LYS
42	DD	113	LEU
42	DD	118	THR
42	DD	124	GLU
42	DD	130	GLU
42	DD	131	LEU
42	DD	133	GLU
42	DD	136	GLU
42	DD	146	LEU
42	DD	148	ILE
42	DD	152	ARG
42	DD	155	THR
42	DD	164	LYS
42	DD	185	PHE
42	DD	186	GLU
42	DD	189	GLU
42	DD	190	ILE
42	DD	191	ASP
42	DD	194	LEU
42	DD	205	SER
42	DD	211	LEU
42	DD	218	ARG
42	DD	227	LEU
42	DD	232	ASP
42	DD	251	PRO
42	DD	254	LYS
42	DD	258	LYS
42	DD	259	LYS
42	DD	262	LYS
42	DD	268	GLU
42	DD	273	ARG
42	DD	275	THR
42	DD	282	ARG
43	DE	5	LYS
43	DE	8	LYS
43	DE	20	LYS
43	DE	21	THR
43	DE	46	ARG
43	DE	50	LYS
43	DE	64	LEU
43	DE	65	ILE

Continued on next page...

Continued from previous page...

Mol	Chain	Res	Type
43	DE	76	LEU
43	DE	78	ARG
43	DE	79	VAL
43	DE	89	THR
43	DE	93	VAL
43	DE	98	VAL
43	DE	99	GLU
43	DE	109	GLU
43	DE	143	LYS
43	DE	152	THR
43	DE	155	LEU
43	DE	162	SER
44	DF	22	THR
44	DF	24	GLU
44	DF	26	VAL
44	DF	39	GLU
44	DF	41	ARG
44	DF	45	LEU
44	DF	53	LYS
44	DF	54	GLU
44	DF	56	GLU
44	DF	60	ARG
44	DF	83	LEU
44	DF	88	ARG
44	DF	98	LYS
44	DF	101	LYS
44	DF	121	LYS
44	DF	124	LEU
44	DF	130	ILE
44	DF	156	ILE
44	DF	158	LYS
44	DF	159	GLN
44	DF	173	LEU
44	DF	175	LYS
44	DF	179	LEU
44	DF	184	LEU
44	DF	196	LYS
44	DF	206	LYS
44	DF	219	LYS
44	DF	229	PHE
44	DF	239	LEU
45	DG	26	LEU

Continued on next page...

Continued from previous page...

Mol	Chain	Res	Type
45	DG	41	GLN
45	DG	50	VAL
45	DG	68	ARG
45	DG	70	LYS
45	DG	74	THR
45	DG	79	GLN
45	DG	81	THR
45	DG	85	ASN
45	DG	89	GLU
45	DG	92	LYS
45	DG	95	ASN
45	DG	110	THR
45	DG	126	SER
45	DG	128	LYS
45	DG	136	LEU
45	DG	145	ASN
45	DG	146	LYS
45	DG	149	LYS
45	DG	150	LEU
45	DG	153	ILE
45	DG	160	ILE
45	DG	169	LEU
45	DG	172	LYS
45	DG	173	MET
45	DG	183	LYS
45	DG	185	ARG
45	DG	189	LEU
45	DG	208	GLU
45	DG	213	LYS
45	DG	214	LEU
45	DG	216	SER
45	DG	217	THR
45	DG	219	ASP
45	DG	222	PHE
45	DG	230	LYS
45	DG	241	LYS
45	DG	245	LYS
45	DG	248	LYS
46	DH	4	ILE
46	DH	5	GLN
46	DH	6	THR
46	DH	18	VAL

Continued on next page...

Continued from previous page...

Mol	Chain	Res	Type
46	DH	19	SER
46	DH	20	ILE
46	DH	31	ARG
46	DH	33	THR
46	DH	43	VAL
46	DH	44	THR
46	DH	52	LEU
46	DH	55	VAL
46	DH	62	ARG
46	DH	63	LYS
46	DH	68	LEU
46	DH	69	ARG
46	DH	70	THR
46	DH	80	THR
46	DH	82	VAL
46	DH	92	TYR
46	DH	106	LYS
46	DH	121	LYS
46	DH	123	ILE
46	DH	129	ARG
46	DH	130	ASP
46	DH	132	VAL
46	DH	133	THR
46	DH	134	ILE
46	DH	138	THR
46	DH	144	ILE
46	DH	151	VAL
46	DH	157	ASN
46	DH	161	LEU
46	DH	162	GLN
46	DH	164	ILE
46	DH	169	ASN
46	DH	177	ASP
46	DH	179	ILE
46	DH	191	LEU
47	DI	4	ARG
47	DI	24	ARG
47	DI	26	VAL
47	DI	36	LEU
47	DI	42	THR
47	DI	52	LEU
47	DI	57	LEU

Continued on next page...

Continued from previous page...

Mol	Chain	Res	Type
47	DI	58	GLU
47	DI	63	GLU
47	DI	71	CYS
47	DI	74	LYS
47	DI	76	MET
47	DI	78	THR
47	DI	83	ASP
47	DI	87	LEU
47	DI	91	VAL
47	DI	99	ILE
47	DI	129	VAL
47	DI	139	ARG
47	DI	140	THR
47	DI	143	SER
47	DI	144	ASN
47	DI	145	LYS
47	DI	153	ARG
47	DI	163	GLN
47	DI	167	LEU
47	DI	169	LYS
47	DI	174	THR
47	DI	177	ASP
47	DI	178	ARG
47	DI	185	ARG
47	DI	200	LEU
47	DI	206	LEU
47	DI	211	ARG
47	DI	212	GLU
47	DI	215	GLU
47	DI	217	PHE
48	DJ	10	ARG
48	DJ	12	LEU
48	DJ	13	LYS
48	DJ	16	LYS
48	DJ	22	SER
48	DJ	29	ARG
48	DJ	30	LEU
48	DJ	31	THR
48	DJ	34	SER
48	DJ	35	LYS
48	DJ	44	THR
48	DJ	46	VAL

Continued on next page...

Continued from previous page...

Mol	Chain	Res	Type
48	DJ	80	LEU
48	DJ	87	LYS
48	DJ	92	ARG
48	DJ	94	ARG
48	DJ	106	ILE
48	DJ	107	ASP
48	DJ	112	LEU
48	DJ	114	ILE
48	DJ	129	VAL
48	DJ	130	VAL
48	DJ	132	ASN
48	DJ	137	ARG
48	DJ	138	VAL
48	DJ	140	ARG
48	DJ	142	LYS
48	DJ	147	THR
48	DJ	158	ASP
48	DJ	159	THR
48	DJ	160	VAL
48	DJ	161	SER
48	DJ	165	GLN
49	DL	45	LYS
49	DL	46	ILE
49	DL	54	LEU
49	DL	55	ARG
49	DL	59	ARG
49	DL	63	VAL
49	DL	67	ARG
49	DL	68	LYS
49	DL	69	VAL
49	DL	73	ARG
49	DL	85	LEU
49	DL	100	ARG
49	DL	107	GLU
49	DL	114	GLN
49	DL	115	ARG
49	DL	118	GLU
49	DL	121	SER
49	DL	123	ILE
49	DL	124	ILE
49	DL	128	ARG
49	DL	131	LYS

Continued on next page...

Continued from previous page...

Mol	Chain	Res	Type
49	DL	152	THR
49	DL	154	VAL
49	DL	157	ARG
49	DL	164	GLU
49	DL	171	ARG
49	DL	175	SER
49	DL	184	GLU
49	DL	189	GLU
49	DL	194	GLU
50	DM	3	THR
50	DM	10	SER
50	DM	13	ARG
50	DM	20	VAL
50	DM	24	LYS
50	DM	42	LYS
50	DM	53	VAL
50	DM	62	GLN
50	DM	63	VAL
50	DM	64	VAL
50	DM	72	LEU
50	DM	74	ARG
50	DM	80	THR
50	DM	82	SER
50	DM	92	GLU
50	DM	106	ARG
50	DM	107	GLU
50	DM	124	ARG
50	DM	126	GLN
50	DM	128	ARG
50	DM	130	THR
50	DM	132	LYS
50	DM	133	LYS
50	DM	135	LEU
51	DN	5	LYS
51	DN	7	LEU
51	DN	8	GLU
51	DN	10	LEU
51	DN	12	ARG
51	DN	15	GLN
51	DN	18	VAL
51	DN	22	LEU
51	DN	24	ARG

Continued on next page...

Continued from previous page...

Mol	Chain	Res	Type
51	DN	41	ARG
51	DN	49	ARG
51	DN	54	LYS
51	DN	68	ARG
51	DN	80	THR
51	DN	85	THR
51	DN	92	LEU
51	DN	93	LYS
51	DN	96	ARG
51	DN	97	SER
51	DN	104	GLU
51	DN	105	ARG
51	DN	109	ARG
51	DN	117	ASN
51	DN	134	LEU
51	DN	138	GLN
51	DN	153	ASP
51	DN	155	VAL
51	DN	159	ARG
51	DN	170	LYS
51	DN	184	LYS
51	DN	190	THR
51	DN	196	THR
51	DN	204	LYS
52	DO	3[A]	VAL
52	DO	3[B]	SER
52	DO	12[A]	LYS
52	DO	12[B]	LYS
52	DO	16[B]	LEU
52	DO	22[B]	THR
52	DO	27[B]	VAL
52	DO	34[A]	VAL
52	DO	34[B]	VAL
52	DO	41[A]	LEU
52	DO	41[B]	LEU
52	DO	58[A]	LEU
52	DO	58[B]	LEU
52	DO	59[A]	ARG
52	DO	59[B]	ARG
52	DO	67[A]	THR
52	DO	67[B]	THR
52	DO	74[A]	ARG

Continued on next page...

Continued from previous page...

Mol	Chain	Res	Type
52	DO	74[B]	ARG
52	DO	78[A]	ARG
52	DO	78[B]	ARG
52	DO	80[B]	LEU
52	DO	85[A]	ARG
52	DO	85[B]	ARG
52	DO	100[A]	GLU
52	DO	100[B]	GLU
52	DO	106[A]	GLU
52	DO	106[B]	GLU
52	DO	108[A]	ILE
52	DO	108[B]	ILE
52	DO	117[A]	ARG
52	DO	117[B]	ARG
52	DO	124[A]	LEU
52	DO	124[B]	LEU
52	DO	126[A]	VAL
52	DO	126[B]	VAL
52	DO	128[A]	ARG
52	DO	128[B]	ARG
52	DO	129[A]	LEU
52	DO	129[B]	LEU
52	DO	130[A]	LYS
52	DO	130[B]	LYS
52	DO	144[A]	SER
52	DO	144[B]	SER
52	DO	160[A]	ARG
52	DO	160[B]	ARG
52	DO	163[B]	ARG
52	DO	166[A]	GLU
52	DO	166[B]	GLU
52	DO	171[A]	LYS
52	DO	171[B]	LYS
52	DO	175[A]	THR
52	DO	175[B]	THR
52	DO	182[A]	ASN
52	DO	184[A]	THR
52	DO	197[A]	LEU
53	DP	9	THR
53	DP	24	VAL
53	DP	29	THR
53	DP	31	GLU

Continued on next page...

Continued from previous page...

Mol	Chain	Res	Type
53	DP	32	THR
53	DP	41	LEU
53	DP	52	LEU
53	DP	56	ARG
53	DP	69	ARG
53	DP	74	LYS
53	DP	78	VAL
53	DP	79	THR
53	DP	80	LYS
53	DP	89	LYS
53	DP	94	LEU
53	DP	103	GLU
53	DP	112	LEU
53	DP	114	VAL
53	DP	119	VAL
53	DP	126	ARG
53	DP	128	ARG
53	DP	138	LYS
54	DQ	3	ILE
54	DQ	7	SER
54	DQ	17	THR
54	DQ	24	VAL
54	DQ	26	LEU
54	DQ	31	LYS
54	DQ	32	LEU
54	DQ	34	THR
54	DQ	49	LEU
54	DQ	57	ILE
54	DQ	64	VAL
54	DQ	80	THR
54	DQ	81	VAL
54	DQ	86	THR
54	DQ	93	ILE
54	DQ	98	LYS
54	DQ	100	THR
54	DQ	105	ARG
54	DQ	113	LYS
54	DQ	135	GLN
54	DQ	138	LEU
54	DQ	147	ARG
54	DQ	161	LYS
54	DQ	165	ILE

Continued on next page...

Continued from previous page...

Mol	Chain	Res	Type
54	DQ	166	LEU
54	DQ	170	ARG
55	DR	5	ARG
55	DR	7	GLN
55	DR	10	LEU
55	DR	17	VAL
55	DR	20	ARG
55	DR	27	ASN
55	DR	29	THR
55	DR	36	ASN
55	DR	39	ASN
55	DR	43	LYS
55	DR	49	THR
55	DR	55	VAL
55	DR	56	THR
55	DR	63	THR
55	DR	70	LYS
55	DR	71	ARG
55	DR	74	ARG
55	DR	98	ARG
55	DR	99	LEU
55	DR	105	LEU
55	DR	106	LEU
55	DR	114	LYS
55	DR	126	GLU
55	DR	138	LEU
55	DR	152	GLU
55	DR	153	LYS
55	DR	158	GLU
55	DR	162	ARG
55	DR	164	LEU
55	DR	167	ARG
55	DR	173	ARG
55	DR	180	LYS
56	DS	1	MET
56	DS	13	ARG
56	DS	15	PRO
56	DS	17	GLU
56	DS	21	GLU
56	DS	23	LYS
56	DS	40	ARG
56	DS	50	LYS

Continued on next page...

Continued from previous page...

Mol	Chain	Res	Type
56	DS	51	VAL
56	DS	52	LYS
56	DS	61	ILE
56	DS	71	LYS
56	DS	74	ASN
56	DS	80	ARG
56	DS	87	THR
56	DS	96	ASP
56	DS	97	VAL
56	DS	100	VAL
56	DS	104	GLU
56	DS	105	THR
56	DS	115	ARG
56	DS	117	ARG
56	DS	130	GLU
56	DS	136	LYS
56	DS	146	LYS
56	DS	148	LEU
56	DS	149	LYS
56	DS	155	ARG
56	DS	161	LYS
56	DS	162	THR
56	DS	166	LYS
56	DS	169	SER
56	DS	172	TYR
57	DT	17	ARG
57	DT	25	VAL
57	DT	26	HIS
57	DT	27	LEU
57	DT	35	LYS
57	DT	36	VAL
57	DT	47	SER
57	DT	55	LYS
57	DT	68	THR
57	DT	71	SER
57	DT	78	LYS
57	DT	80	VAL
57	DT	83	ARG
57	DT	88	ARG
57	DT	89	LEU
57	DT	96	ILE
57	DT	102	ARG

Continued on next page...

Continued from previous page...

Mol	Chain	Res	Type
57	DT	104	GLU
57	DT	118	GLU
57	DT	126	VAL
57	DT	131	GLN
57	DT	135	PRO
57	DT	139	ARG
57	DT	143	THR
57	DT	149	GLN
57	DT	150	THR
57	DT	160	ILE
58	DU	13	LYS
58	DU	14	THR
58	DU	16	THR
58	DU	21	SER
58	DU	23	THR
58	DU	27	VAL
58	DU	28	PHE
58	DU	37	LEU
58	DU	39	ASP
58	DU	43	VAL
58	DU	50	LEU
58	DU	52	ASN
58	DU	54	VAL
58	DU	55	THR
58	DU	58	GLU
58	DU	61	THR
58	DU	62	VAL
58	DU	63	VAL
58	DU	68	THR
58	DU	90	ARG
58	DU	98	THR
58	DU	100	THR
58	DU	105	LEU
59	DV	13	ILE
59	DV	14	SER
59	DV	48	ARG
59	DV	70	ARG
59	DV	88	ARG
59	DV	91	VAL
59	DV	110	LYS
59	DV	115	THR
60	DW	1	MET

Continued on next page...

Continued from previous page...

Mol	Chain	Res	Type
60	DW	5	ILE
60	DW	25	ASP
60	DW	47	ARG
60	DW	56	ARG
60	DW	57	LYS
60	DW	63	ILE
60	DW	95	SER
60	DW	97	LYS
60	DW	100	VAL
60	DW	105	ARG
60	DW	107	GLU
60	DW	126	GLU
60	DW	127	LYS
60	DW	135	SER
61	DX	24	LEU
61	DX	27	ARG
61	DX	34	LEU
61	DX	37	THR
61	DX	38	LEU
61	DX	40	LEU
61	DX	56	ARG
61	DX	57	LEU
61	DX	63	ILE
61	DX	70	GLU
61	DX	71	THR
61	DX	73	MET
61	DX	74	LYS
61	DX	86	VAL
61	DX	101	GLU
61	DX	108	LEU
61	DX	109	LYS
61	DX	115	ARG
61	DX	121	LYS
61	DX	125	ARG
61	DX	133	LEU
61	DX	135	ILE
61	DX	142	ILE
62	DY	12	ARG
62	DY	13	ARG
62	DY	14	LYS
62	DY	17	LYS
62	DY	37	LYS

Continued on next page...

Continued from previous page...

Mol	Chain	Res	Type
62	DY	40	ARG
62	DY	43	TYR
62	DY	45	ILE
62	DY	50	ILE
62	DY	52	ARG
62	DY	57	LEU
62	DY	59	VAL
62	DY	66	GLN
62	DY	71	SER
62	DY	74	TYR
62	DY	76	LEU
62	DY	80	VAL
62	DY	83	ASP
62	DY	87	LYS
62	DY	94	SER
62	DY	95	VAL
62	DY	97	ILE
62	DY	103	LYS
62	DY	120	GLN
63	DZ	3	LYS
63	DZ	14	VAL
63	DZ	17	ARG
63	DZ	24	VAL
63	DZ	30	ASP
63	DZ	31	GLU
63	DZ	34	LYS
63	DZ	55	LYS
63	DZ	65	ARG
63	DZ	72	ILE
63	DZ	81	LEU
63	DZ	83	THR
63	DZ	86	THR
63	DZ	89	VAL
63	DZ	93	LYS
63	DZ	95	VAL
63	DZ	99	GLU
63	DZ	100	THR
63	DZ	102	GLU
63	DZ	103	GLN
63	DZ	105	SER
63	DZ	121	ARG
63	DZ	126	LYS

Continued on next page...

Continued from previous page...

Mol	Chain	Res	Type
63	DZ	127	ASN
63	DZ	134	LEU
63	DZ	135	ARG
64	Da	6	THR
64	Da	8	THR
64	Da	10	LYS
64	Da	12	ARG
64	Da	16	SER
64	Da	24	LYS
64	Da	34	MET
64	Da	42	ARG
64	Da	44	ASN
64	Da	47	LYS
64	Da	60	TYR
64	Da	78	LEU
64	Da	80	THR
64	Da	82	ILE
64	Da	85	ASP
64	Da	91	LEU
64	Da	97	GLU
64	Da	98	THR
64	Da	115	LYS
64	Da	128	ARG
64	Da	130	VAL
64	Da	132	LYS
64	Da	133	LEU
65	Db	14	ARG
65	Db	15	LYS
65	Db	21	ILE
65	Db	22	LYS
65	Db	26	THR
65	Db	33	LYS
65	Db	38	LYS
65	Db	50	THR
65	Db	52	LYS
65	Db	58	LYS
65	Db	59	LYS
66	Dc	8	GLU
66	Dc	9	SER
66	Dc	18	ILE
66	Dc	19	LYS
66	Dc	30	THR

Continued on next page...

Continued from previous page...

Mol	Chain	Res	Type
66	Dc	33	SER
66	Dc	34	LEU
66	Dc	40	LYS
66	Dc	41	LEU
66	Dc	48	THR
66	Dc	61	MET
66	Dc	68	TYR
66	Dc	86	ARG
66	Dc	87	VAL
66	Dc	99	ASP
66	Dc	100	ILE
67	Dd	6	ASP
67	Dd	8	VAL
67	Dd	13	THR
67	Dd	16	LEU
67	Dd	26	LYS
67	Dd	31	ARG
67	Dd	34	LYS
67	Dd	44	MET
67	Dd	55	LEU
67	Dd	61	LYS
67	Dd	76	SER
67	Dd	82	GLU
67	Dd	89	LEU
67	Dd	90	PHE
67	Dd	96	VAL
67	Dd	100	SER
67	Dd	102	LYS
67	Dd	104	LEU
67	Dd	105	GLN
67	Dd	106	THR
67	Dd	110	GLU
68	De	4	LEU
68	De	14	THR
68	De	16	LYS
68	De	18	LYS
68	De	19	ARG
68	De	27	ARG
68	De	31	ASN
68	De	33	ARG
68	De	35	GLN
68	De	51	SER

Continued on next page...

Continued from previous page...

Mol	Chain	Res	Type
68	De	61	LYS
68	De	73	THR
68	De	75	LEU
68	De	82	LEU
68	De	87	MET
68	De	91	THR
68	De	106	VAL
68	De	109	LEU
68	De	125	ARG
68	De	126	LEU
69	Df	4	SER
69	Df	10	LYS
69	Df	20	LYS
69	Df	28	SER
69	Df	31	LYS
69	Df	49	ILE
69	Df	70	LYS
69	Df	81	VAL
69	Df	84	THR
69	Df	98	VAL
69	Df	107	ILE
70	Dg	5	VAL
70	Dg	9	ARG
70	Dg	16	ARG
70	Dg	19	LYS
70	Dg	20	ILE
70	Dg	23	VAL
70	Dg	24	LYS
70	Dg	29	ILE
70	Dg	30	LEU
70	Dg	31	ARG
70	Dg	35	VAL
70	Dg	36	LYS
70	Dg	44	CYS
70	Dg	54	ILE
70	Dg	58	ARG
70	Dg	65	VAL
70	Dg	70	LYS
70	Dg	79	SER
70	Dg	85	VAL
70	Dg	86	LYS
70	Dg	88	ARG

Continued on next page...

Continued from previous page...

Mol	Chain	Res	Type
70	Dg	90	ILE
70	Dg	98	GLN
70	Dg	104	VAL
71	Dh	15	GLU
71	Dh	20	GLN
71	Dh	21	LEU
71	Dh	27	GLU
71	Dh	28	LEU
71	Dh	38	ARG
71	Dh	40	SER
71	Dh	45	LYS
71	Dh	47	VAL
71	Dh	48	ARG
71	Dh	57	VAL
71	Dh	62	GLN
71	Dh	66	VAL
71	Dh	69	LEU
71	Dh	79	ASP
71	Dh	81	ARG
71	Dh	84	LYS
71	Dh	85	THR
71	Dh	86	ARG
71	Dh	89	ARG
71	Dh	90	ARG
71	Dh	98	SER
71	Dh	100	VAL
71	Dh	101	THR
71	Dh	107	LYS
71	Dh	119	LYS
72	Di	3	VAL
72	Di	7	ILE
72	Di	9	ILE
72	Di	11	LEU
72	Di	17	VAL
72	Di	18	THR
72	Di	21	THR
72	Di	26	ILE
72	Di	29	LYS
72	Di	34	SER
72	Di	36	ARG
72	Di	37	THR
72	Di	38	LYS

Continued on next page...

Continued from previous page...

Mol	Chain	Res	Type
72	Di	43	LEU
72	Di	45	ARG
72	Di	57	LEU
72	Di	58	ILE
72	Di	60	LEU
72	Di	61	ILE
72	Di	66	GLU
72	Di	68	ARG
72	Di	74	LYS
72	Di	75	LYS
72	Di	76	ARG
72	Di	81	THR
72	Di	88	GLU
72	Di	90	MET
72	Di	94	ILE
72	Di	98	ARG
73	Dj	3	LYS
73	Dj	11	ARG
73	Dj	17	THR
73	Dj	25	ARG
73	Dj	33	THR
73	Dj	36	SER
73	Dj	44	THR
73	Dj	55	ARG
73	Dj	58	THR
73	Dj	59	THR
73	Dj	64	MET
73	Dj	65	ARG
73	Dj	67	LEU
73	Dj	68	LYS
73	Dj	75	LYS
73	Dj	80	THR
73	Dj	84	SER
74	Dk	5	ILE
74	Dk	12	LEU
74	Dk	24	THR
74	Dk	31	LEU
74	Dk	39	ARG
74	Dk	41	THR
74	Dk	46	ARG
74	Dk	50	SER
74	Dk	53	THR

Continued on next page...

Continued from previous page...

Mol	Chain	Res	Type
74	Dk	61	LYS
74	Dk	64	LYS
74	Dk	65	LEU
74	Dk	67	GLN
74	Dk	68	SER
75	Dl	11	GLN
75	Dl	15	LYS
75	Dl	17	LYS
75	Dl	21	ARG
75	Dl	23	LEU
75	Dl	27	ILE
75	Dl	29	LEU
75	Dl	41	ARG
75	Dl	45	ARG
75	Dl	47	THR
75	Dl	51	ILE
76	Dm	78	ILE
76	Dm	79	GLU
76	Dm	83	LYS
76	Dm	85	LEU
76	Dm	88	LYS
76	Dm	91	CYS
76	Dm	93	LYS
76	Dm	106	ARG
76	Dm	112	LYS
76	Dm	113	ARG
76	Dm	114	LYS
76	Dm	126	LYS
76	Dm	127	LEU
77	Dn	6	ARG
77	Dn	9	ARG
77	Dn	13	LEU
77	Dn	16	LYS
77	Dn	21	ARG
77	Dn	23	ARG
77	Dn	24	SER
78	Do	7	THR
78	Do	8	ARG
78	Do	18	ARG
78	Do	46	LYS
78	Do	47	GLN
78	Do	61	LYS

Continued on next page...

Continued from previous page...

Mol	Chain	Res	Type
78	Do	63	LYS
78	Do	71	ARG
78	Do	78	LYS
78	Do	79	THR
78	Do	83	LEU
78	Do	84	THR
78	Do	89	LYS
78	Do	93	LEU
78	Do	104	LEU
78	Do	105	GLN
79	Dp	3	LYS
79	Dp	24	ARG
79	Dp	42	CYS
79	Dp	48	LYS
79	Dp	49	ARG
79	Dp	54	ILE
79	Dp	56	THR
79	Dp	79	VAL
79	Dp	89	MET
79	Dp	90	VAL
83	Dq	4	ILE
83	Dq	5	ARG
83	Dq	10	GLU
83	Dq	30	VAL
83	Dq	32	ASN
83	Dq	39	HIS
83	Dq	42	ARG
83	Dq	44	GLU
83	Dq	51	VAL
83	Dq	52	LEU
83	Dq	55	LYS
83	Dq	57	THR
83	Dq	67	LEU
83	Dq	68	SER
83	Dq	70	LEU
83	Dq	72	ASP
83	Dq	74	GLU
83	Dq	75	LYS
83	Dq	76	LEU
83	Dq	79	PHE
83	Dq	80	VAL
83	Dq	81	LYS

Continued on next page...

Continued from previous page...

Mol	Chain	Res	Type
83	Dq	84	VAL
83	Dq	91	GLU
83	Dq	93	LEU
83	Dq	96	ILE
83	Dq	97	LYS
83	Dq	185	LEU
83	Dq	196	VAL

Some sidechains can be flipped to improve hydrogen bonding and reduce clashes. All (120) such sidechains are listed below:

Mol	Chain	Res	Type
2	AA	168	HIS
3	AB	101	HIS
3	AB	146	GLN
3	AB	149	GLN
3	AB	177	GLN
4	AC	82	ASN
4	AC	89	GLN
4	AC	94	GLN
5	AD	179	GLN
6	AE	98	ASN
7	AF	104	ASN
7	AF	128	ASN
7	AF	170	GLN
10	AI	64	ASN
10	AI	103	GLN
11	AJ	110	GLN
11	AJ	131	GLN
13	AL	110	HIS
14	AM	125	ASN
18	AQ	62	ASN
18	AQ	74	HIS
20	AS	89	GLN
21	AT	64	HIS
23	AV	74	GLN
24	AW	24	GLN
24	AW	80	ASN
27	AZ	95	HIS
31	Ad	48	ASN
31	Ad	53	ASN
35	Ah	108	GLN
39	BA	83	HIS

Continued on next page...

Continued from previous page...

Mol	Chain	Res	Type
39	BA	132	ASN
39	BA	209	HIS
40	BB	3	HIS
41	BC	48	GLN
41	BC	114	ASN
41	BC	221	ASN
41	BC	311	HIS
42	BD	40	HIS
42	BD	63	GLN
43	BE	167	ASN
44	BF	225	GLN
44	BF	244	ASN
45	BG	38	GLN
45	BG	240	ASN
46	BH	50	ASN
47	BI	14	ASN
47	BI	144	ASN
48	BJ	109	HIS
51	BN	37	HIS
54	BQ	9	GLN
54	BQ	145	ASN
57	BT	16	GLN
57	BT	103	GLN
59	BV	33	ASN
59	BV	98	ASN
64	Ba	74	ASN
65	Bb	43	HIS
65	Bb	45	HIS
70	Bg	52	GLN
74	Bk	40	GLN
78	Bo	82	GLN
2	CA	23	HIS
2	CA	49	ASN
3	CB	146	GLN
3	CB	153	HIS
4	CC	199	GLN
4	CC	250	GLN
6	CE	67	GLN
6	CE	142	HIS
6	CE	157	ASN
6	CE	216	ASN
7	CF	170	GLN

Continued on next page...

Continued from previous page...

Mol	Chain	Res	Type
9	CH	89	HIS
9	CH	122	HIS
11	CJ	110	GLN
11	CJ	124	HIS
11	CJ	142	ASN
12	CK	29	GLN
12	CK	32	HIS
17	CP	103	ASN
18	CQ	77	GLN
18	CQ	83	GLN
19	CR	31	ASN
20	CS	90	ASN
21	CT	64	HIS
24	CW	12	ASN
26	CY	22	GLN
26	CY	34	ASN
29	Cb	19	HIS
32	Ce	17	GLN
34	Cg	182	ASN
34	Cg	184	ASN
39	DA	209	HIS
39	DA	215	ASN
41	DC	48	GLN
41	DC	114	ASN
41	DC	221	ASN
41	DC	291	ASN
42	DD	40	HIS
42	DD	63	GLN
42	DD	81	HIS
43	DE	167	ASN
44	DF	80	GLN
46	DH	102	ASN
48	DJ	109	HIS
48	DJ	132	ASN
49	DL	19	GLN
50	DM	126	GLN
53	DP	55	GLN
54	DQ	9	GLN
57	DT	49	GLN
58	DU	40	HIS
59	DV	33	ASN
63	DZ	57	HIS

Continued on next page...

Continued from previous page...

Mol	Chain	Res	Type
64	Da	44	ASN
69	Df	77	ASN
70	Dg	52	GLN
71	Dh	20	GLN
83	Dq	36	GLN

5.3.3 RNA ⓘ

Mol	Chain	Analysed	Backbone Outliers	Pucker Outliers
1	A2	1764/1800 (98%)	545 (30%)	86 (4%)
36	A1	3146/3396 (92%)	738 (23%)	127 (4%)
36	A5	3145/3396 (92%)	731 (23%)	129 (4%)
37	A3	120/121 (99%)	22 (18%)	3 (2%)
37	A7	120/121 (99%)	18 (15%)	0
38	A4	157/158 (99%)	38 (24%)	5 (3%)
38	A8	157/158 (99%)	32 (20%)	3 (1%)
80	A6	1766/1800 (98%)	499 (28%)	60 (3%)
All	All	10375/10950 (94%)	2623 (25%)	413 (3%)

All (2623) RNA backbone outliers are listed below:

Mol	Chain	Res	Type
1	A2	2	A
1	A2	4	C
1	A2	8	U
1	A2	16	G
1	A2	20	G
1	A2	25	C
1	A2	26	A
1	A2	27	U
1	A2	34	G
1	A2	39	A
1	A2	41	A
1	A2	42	G
1	A2	45	U
1	A2	46	A
1	A2	47	A
1	A2	50	C
1	A2	57	G
1	A2	60	U
1	A2	67	A

Continued on next page...

Continued from previous page...

Mol	Chain	Res	Type
1	A2	68	A
1	A2	69	G
1	A2	72	A
1	A2	73	U
1	A2	74	U
1	A2	75	U
1	A2	76	A
1	A2	77	U
1	A2	78	A
1	A2	97	C
1	A2	100	A
1	A2	101	U
1	A2	104	A
1	A2	114	C
1	A2	126	A
1	A2	127	G
1	A2	131	C
1	A2	132	U
1	A2	133	U
1	A2	134	U
1	A2	135	A
1	A2	136	C
1	A2	137	U
1	A2	138	A
1	A2	139	C
1	A2	140	A
1	A2	141	U
1	A2	144	U
1	A2	145	A
1	A2	146	U
1	A2	153	G
1	A2	158	U
1	A2	159	U
1	A2	175	G
1	A2	178	U
1	A2	179	A
1	A2	185	U
1	A2	186	C
1	A2	187	G
1	A2	188	A
1	A2	189	C
1	A2	190	C

Continued on next page...

Continued from previous page...

Mol	Chain	Res	Type
1	A2	191	C
1	A2	192	U
1	A2	193	U
1	A2	194	U
1	A2	195	G
1	A2	196	G
1	A2	197	A
1	A2	198	A
1	A2	199	G
1	A2	200	A
1	A2	215	A
1	A2	218	A
1	A2	219	A
1	A2	223	U
1	A2	225	A
1	A2	226	A
1	A2	227	U
1	A2	228	G
1	A2	229	U
1	A2	233	C
1	A2	234	G
1	A2	235	G
1	A2	236	A
1	A2	238	U
1	A2	239	C
1	A2	240	U
1	A2	241	U
1	A2	242	U
1	A2	249	U
1	A2	250	C
1	A2	261	U
1	A2	262	U
1	A2	265	A
1	A2	266	A
1	A2	271	A
1	A2	272	U
1	A2	274	G
1	A2	275	C
1	A2	276	C
1	A2	277	U
1	A2	278	U
1	A2	279	G

Continued on next page...

Continued from previous page...

Mol	Chain	Res	Type
1	A2	280	U
1	A2	281	G
1	A2	288	A
1	A2	290	G
1	A2	299	A
1	A2	301	A
1	A2	306	U
1	A2	308	C
1	A2	309	C
1	A2	314	C
1	A2	316	A
1	A2	319	U
1	A2	320	U
1	A2	321	C
1	A2	322	G
1	A2	337	G
1	A2	338	C
1	A2	341	A
1	A2	348	U
1	A2	352	A
1	A2	359	A
1	A2	360	A
1	A2	361	C
1	A2	399	A
1	A2	400	A
1	A2	401	A
1	A2	402	C
1	A2	403	G
1	A2	404	G
1	A2	411	C
1	A2	416	A
1	A2	418	G
1	A2	423	G
1	A2	424	C
1	A2	425	A
1	A2	426	G
1	A2	428	A
1	A2	434	G
1	A2	439	U
1	A2	444	C
1	A2	445	A
1	A2	446	A

Continued on next page...

Continued from previous page...

Mol	Chain	Res	Type
1	A2	448	C
1	A2	467	G
1	A2	468	A
1	A2	470	A
1	A2	475	A
1	A2	477	A
1	A2	484	C
1	A2	485	A
1	A2	486	G
1	A2	487	G
1	A2	488	G
1	A2	493	U
1	A2	494	U
1	A2	495	C
1	A2	496	G
1	A2	497	G
1	A2	498	G
1	A2	499	U
1	A2	500	C
1	A2	502	U
1	A2	503	G
1	A2	504	U
1	A2	505	A
1	A2	506	A
1	A2	507	U
1	A2	508	U
1	A2	510	G
1	A2	511	A
1	A2	512	A
1	A2	513	U
1	A2	515	A
1	A2	516	G
1	A2	519	C
1	A2	525	A
1	A2	527	A
1	A2	532	U
1	A2	538	A
1	A2	539	G
1	A2	540	G
1	A2	541	A
1	A2	542	A
1	A2	543	C

Continued on next page...

Continued from previous page...

Mol	Chain	Res	Type
1	A2	544	A
1	A2	545	A
1	A2	548	G
1	A2	555	A
1	A2	556	A
1	A2	557	G
1	A2	558	U
1	A2	559	C
1	A2	565	C
1	A2	570	A
1	A2	575	C
1	A2	579	A
1	A2	580	A
1	A2	582	U
1	A2	583	C
1	A2	585	A
1	A2	594	A
1	A2	595	G
1	A2	597	G
1	A2	605	A
1	A2	607	G
1	A2	611	U
1	A2	619	A
1	A2	620	A
1	A2	622	A
1	A2	623	A
1	A2	624	G
1	A2	630	A
1	A2	639	U
1	A2	640	U
1	A2	650	U
1	A2	653	C
1	A2	655	G
1	A2	656	G
1	A2	657	U
1	A2	658	C
1	A2	677	G
1	A2	679	U
1	A2	680	U
1	A2	684	A
1	A2	685	A
1	A2	686	C

Continued on next page...

Continued from previous page...

Mol	Chain	Res	Type
1	A2	692	C
1	A2	694	U
1	A2	696	C
1	A2	697	C
1	A2	699	U
1	A2	700	C
1	A2	701	U
1	A2	702	G
1	A2	703	G
1	A2	704	C
1	A2	705	U
1	A2	706	A
1	A2	707	A
1	A2	709	C
1	A2	710	U
1	A2	712	G
1	A2	713	A
1	A2	714	G
1	A2	717	C
1	A2	718	U
1	A2	719	U
1	A2	720	G
1	A2	721	U
1	A2	722	G
1	A2	723	G
1	A2	725	U
1	A2	727	U
1	A2	728	U
1	A2	729	G
1	A2	730	G
1	A2	731	C
1	A2	732	G
1	A2	733	A
1	A2	734	A
1	A2	735	C
1	A2	736	C
1	A2	737	A
1	A2	738	G
1	A2	742	U
1	A2	743	U
1	A2	745	U
1	A2	754	A

Continued on next page...

Continued from previous page...

Mol	Chain	Res	Type
1	A2	755	A
1	A2	756	A
1	A2	758	U
1	A2	765	G
1	A2	766	U
1	A2	771	A
1	A2	774	A
1	A2	775	G
1	A2	778	G
1	A2	779	U
1	A2	780	A
1	A2	781	U
1	A2	782	U
1	A2	783	G
1	A2	784	C
1	A2	785	U
1	A2	787	G
1	A2	789	A
1	A2	793	A
1	A2	794	U
1	A2	795	U
1	A2	806	A
1	A2	811	A
1	A2	812	A
1	A2	813	U
1	A2	815	G
1	A2	816	G
1	A2	818	C
1	A2	819	G
1	A2	820	U
1	A2	821	U
1	A2	823	G
1	A2	824	G
1	A2	829	A
1	A2	830	U
1	A2	831	U
1	A2	832	U
1	A2	833	U
1	A2	837	G
1	A2	838	G
1	A2	840	U
1	A2	846	G

Continued on next page...

Continued from previous page...

Mol	Chain	Res	Type
1	A2	848	C
1	A2	849	C
1	A2	854	U
1	A2	862	A
1	A2	863	A
1	A2	864	U
1	A2	873	U
1	A2	876	G
1	A2	892	A
1	A2	896	U
1	A2	898	A
1	A2	912	U
1	A2	913	G
1	A2	914	G
1	A2	921	U
1	A2	928	U
1	A2	933	A
1	A2	935	U
1	A2	942	G
1	A2	944	A
1	A2	951	A
1	A2	959	U
1	A2	960	U
1	A2	961	U
1	A2	966	A
1	A2	968	U
1	A2	982	U
1	A2	988	A
1	A2	992	A
1	A2	993	A
1	A2	995	A
1	A2	997	G
1	A2	1003	A
1	A2	1004	U
1	A2	1005	A
1	A2	1020	A
1	A2	1021	C
1	A2	1026	A
1	A2	1028	C
1	A2	1031	U
1	A2	1039	A
1	A2	1040	G

Continued on next page...

Continued from previous page...

Mol	Chain	Res	Type
1	A2	1052	U
1	A2	1053	G
1	A2	1058	U
1	A2	1059	U
1	A2	1060	U
1	A2	1061	A
1	A2	1064	G
1	A2	1073	G
1	A2	1074	G
1	A2	1079	U
1	A2	1080	U
1	A2	1082	C
1	A2	1083	G
1	A2	1084	A
1	A2	1086	A
1	A2	1087	A
1	A2	1091	A
1	A2	1092	A
1	A2	1093	A
1	A2	1096	C
1	A2	1097	U
1	A2	1100	G
1	A2	1104	U
1	A2	1111	G
1	A2	1138	A
1	A2	1139	A
1	A2	1146	G
1	A2	1149	G
1	A2	1151	A
1	A2	1152	A
1	A2	1155	G
1	A2	1157	A
1	A2	1158	C
1	A2	1160	A
1	A2	1162	C
1	A2	1167	G
1	A2	1185	U
1	A2	1188	G
1	A2	1191	U
1	A2	1194	A
1	A2	1196	A
1	A2	1197	C

Continued on next page...

Continued from previous page...

Mol	Chain	Res	Type
1	A2	1199	G
1	A2	1200	G
1	A2	1202	A
1	A2	1207	C
1	A2	1208	A
1	A2	1217	A
1	A2	1218	G
1	A2	1219	A
1	A2	1221	A
1	A2	1226	A
1	A2	1227	A
1	A2	1228	G
1	A2	1229	G
1	A2	1235	C
1	A2	1243	G
1	A2	1244	A
1	A2	1245	G
1	A2	1250	U
1	A2	1251	U
1	A2	1257	U
1	A2	1258	U
1	A2	1260	U
1	A2	1269	U
1	A2	1286	U
1	A2	1301	U
1	A2	1314	U
1	A2	1315	U
1	A2	1321	A
1	A2	1329	A
1	A2	1337	A
1	A2	1339	C
1	A2	1340	U
1	A2	1341	A
1	A2	1344	A
1	A2	1345	A
1	A2	1349	G
1	A2	1354	G
1	A2	1361	U
1	A2	1363	U
1	A2	1364	G
1	A2	1370	U
1	A2	1371	A

Continued on next page...

Continued from previous page...

Mol	Chain	Res	Type
1	A2	1372	U
1	A2	1379	C
1	A2	1382	A
1	A2	1383	G
1	A2	1388	A
1	A2	1390	U
1	A2	1398	U
1	A2	1399	C
1	A2	1400	A
1	A2	1412	G
1	A2	1413	U
1	A2	1414	U
1	A2	1415	U
1	A2	1420	C
1	A2	1421	A
1	A2	1427	A
1	A2	1428	G
1	A2	1429	G
1	A2	1431	C
1	A2	1445	G
1	A2	1446	A
1	A2	1448	G
1	A2	1454	G
1	A2	1457	C
1	A2	1459	C
1	A2	1461	C
1	A2	1462	G
1	A2	1471	A
1	A2	1473	U
1	A2	1474	G
1	A2	1475	A
1	A2	1478	G
1	A2	1482	C
1	A2	1486	G
1	A2	1488	G
1	A2	1489	U
1	A2	1490	C
1	A2	1491	U
1	A2	1492	A
1	A2	1493	A
1	A2	1499	G
1	A2	1500	C

Continued on next page...

Continued from previous page...

Mol	Chain	Res	Type
1	A2	1506	G
1	A2	1514	U
1	A2	1516	A
1	A2	1518	C
1	A2	1521	G
1	A2	1523	G
1	A2	1524	A
1	A2	1535	U
1	A2	1536	G
1	A2	1537	C
1	A2	1538	U
1	A2	1539	G
1	A2	1540	G
1	A2	1557	U
1	A2	1559	A
1	A2	1569	A
1	A2	1573	A
1	A2	1574	G
1	A2	1575	G
1	A2	1584	G
1	A2	1590	G
1	A2	1601	G
1	A2	1616	G
1	A2	1619	C
1	A2	1624	C
1	A2	1625	C
1	A2	1631	A
1	A2	1635	A
1	A2	1649	G
1	A2	1657	U
1	A2	1658	G
1	A2	1663	G
1	A2	1680	G
1	A2	1682	U
1	A2	1683	C
1	A2	1684	U
1	A2	1685	G
1	A2	1686	C
1	A2	1687	U
1	A2	1693	A
1	A2	1712	A
1	A2	1713	G

Continued on next page...

Continued from previous page...

Mol	Chain	Res	Type
1	A2	1716	C
1	A2	1717	G
1	A2	1727	G
1	A2	1729	C
1	A2	1731	A
1	A2	1759	C
1	A2	1760	G
1	A2	1761	U
1	A2	1762	A
1	A2	1766	A
1	A2	1768	G
1	A2	1769	U
1	A2	1770	U
1	A2	1780	G
1	A2	1782	A
1	A2	1783	C
1	A2	1789	G
1	A2	1792	G
1	A2	1793	G
1	A2	1794	A
1	A2	1795	U
1	A2	1796	C
36	A1	13	A
36	A1	14	U
36	A1	16	A
36	A1	26	A
36	A1	40	A
36	A1	42	C
36	A1	43	A
36	A1	49	A
36	A1	59	G
36	A1	60	A
36	A1	65	A
36	A1	66	A
36	A1	68	C
36	A1	74	G
36	A1	75	G
36	A1	76	G
36	A1	83	U
36	A1	92	G
36	A1	93	C
36	A1	99	A

Continued on next page...

Continued from previous page...

Mol	Chain	Res	Type
36	A1	109	A
36	A1	110	G
36	A1	113	C
36	A1	121	A
36	A1	122	A
36	A1	133	U
36	A1	135	C
36	A1	136	G
36	A1	147	U
36	A1	154	U
36	A1	156	G
36	A1	157	A
36	A1	161	G
36	A1	166	C
36	A1	169	U
36	A1	170	G
36	A1	173	G
36	A1	182	U
36	A1	187	A
36	A1	190	U
36	A1	191	U
36	A1	192	C
36	A1	210	U
36	A1	214	G
36	A1	218	G
36	A1	219	A
36	A1	224	C
36	A1	234	G
36	A1	235	A
36	A1	238	A
36	A1	240	U
36	A1	241	G
36	A1	243	G
36	A1	244	G
36	A1	245	U
36	A1	249	U
36	A1	250	U
36	A1	251	G
36	A1	252	U
36	A1	263	C
36	A1	265	A
36	A1	269	G

Continued on next page...

Continued from previous page...

Mol	Chain	Res	Type
36	A1	282	G
36	A1	283	G
36	A1	286	U
36	A1	295	A
36	A1	296	A
36	A1	298	U
36	A1	301	G
36	A1	305	U
36	A1	307	A
36	A1	318	A
36	A1	323	A
36	A1	329	U
36	A1	338	A
36	A1	339	C
36	A1	349	A
36	A1	350	C
36	A1	351	A
36	A1	352	A
36	A1	370	U
36	A1	373	A
36	A1	376	G
36	A1	395	A
36	A1	397	A
36	A1	398	A
36	A1	399	A
36	A1	401	U
36	A1	402	A
36	A1	403	C
36	A1	421	G
36	A1	422	A
36	A1	439	C
36	A1	440	A
36	A1	495	G
36	A1	517	G
36	A1	520	U
36	A1	521	A
36	A1	531	G
36	A1	535	G
36	A1	544	C
36	A1	546	C
36	A1	547	G
36	A1	548	G

Continued on next page...

Continued from previous page...

Mol	Chain	Res	Type
36	A1	549	U
36	A1	550	A
36	A1	551	A
36	A1	552	G
36	A1	555	U
36	A1	556	U
36	A1	557	A
36	A1	558	U
36	A1	559	A
36	A1	578	A
36	A1	579	G
36	A1	585	A
36	A1	592	A
36	A1	600	G
36	A1	601	U
36	A1	603	A
36	A1	604	G
36	A1	609	G
36	A1	611	A
36	A1	619	A
36	A1	620	U
36	A1	621	A
36	A1	622	A
36	A1	625	G
36	A1	636	C
36	A1	637	C
36	A1	638	C
36	A1	649	A
36	A1	656	A
36	A1	660	A
36	A1	677	A
36	A1	681	U
36	A1	683	U
36	A1	691	A
36	A1	705	A
36	A1	708	G
36	A1	712	G
36	A1	715	A
36	A1	716	A
36	A1	719	U
36	A1	720	A
36	A1	725	G

Continued on next page...

Continued from previous page...

Mol	Chain	Res	Type
36	A1	726	G
36	A1	733	G
36	A1	758	C
36	A1	764	U
36	A1	765	C
36	A1	766	U
36	A1	767	U
36	A1	768	C
36	A1	776	U
36	A1	777	U
36	A1	781	G
36	A1	785	G
36	A1	786	A
36	A1	801	A
36	A1	806	A
36	A1	807	A
36	A1	817	A
36	A1	830	A
36	A1	849	C
36	A1	861	C
36	A1	871	U
36	A1	874	U
36	A1	879	U
36	A1	883	A
36	A1	896	A
36	A1	907	G
36	A1	908	G
36	A1	914	A
36	A1	916	G
36	A1	917	A
36	A1	921	A
36	A1	923	C
36	A1	924	G
36	A1	925	A
36	A1	937	G
36	A1	944	C
36	A1	947	G
36	A1	959	C
36	A1	960	U
36	A1	974	G
36	A1	979	U
36	A1	980	A

Continued on next page...

Continued from previous page...

Mol	Chain	Res	Type
36	A1	981	U
36	A1	982	C
36	A1	989	A
36	A1	994	G
36	A1	1001	G
36	A1	1002	A
36	A1	1003	A
36	A1	1006	A
36	A1	1010	G
36	A1	1014	U
36	A1	1015	U
36	A1	1016	C
36	A1	1017	C
36	A1	1018	G
36	A1	1020	G
36	A1	1021	G
36	A1	1024	G
36	A1	1025	A
36	A1	1029	G
36	A1	1032	C
36	A1	1036	A
36	A1	1037	C
36	A1	1047	A
36	A1	1049	C
36	A1	1052	U
36	A1	1057	A
36	A1	1064	A
36	A1	1065	A
36	A1	1071	U
36	A1	1072	G
36	A1	1079	A
36	A1	1081	U
36	A1	1082	U
36	A1	1083	G
36	A1	1087	G
36	A1	1093	A
36	A1	1094	U
36	A1	1095	U
36	A1	1096	U
36	A1	1097	G
36	A1	1098	A
36	A1	1103	A

Continued on next page...

Continued from previous page...

Mol	Chain	Res	Type
36	A1	1104	G
36	A1	1117	G
36	A1	1131	G
36	A1	1153	A
36	A1	1159	A
36	A1	1180	A
36	A1	1181	U
36	A1	1182	A
36	A1	1185	C
36	A1	1191	U
36	A1	1192	C
36	A1	1201	C
36	A1	1202	A
36	A1	1209	G
36	A1	1212	A
36	A1	1213	G
36	A1	1216	C
36	A1	1218	U
36	A1	1222	G
36	A1	1225	A
36	A1	1227	C
36	A1	1232	C
36	A1	1233	G
36	A1	1234	G
36	A1	1236	G
36	A1	1237	G
36	A1	1239	C
36	A1	1241	U
36	A1	1242	G
36	A1	1243	G
36	A1	1245	A
36	A1	1246	G
36	A1	1248	C
36	A1	1249	G
36	A1	1251	A
36	A1	1258	U
36	A1	1262	G
36	A1	1263	A
36	A1	1264	G
36	A1	1265	U
36	A1	1266	G
36	A1	1267	U

Continued on next page...

Continued from previous page...

Mol	Chain	Res	Type
36	A1	1269	U
36	A1	1270	A
36	A1	1271	A
36	A1	1272	C
36	A1	1274	A
36	A1	1277	C
36	A1	1278	A
36	A1	1279	C
36	A1	1280	C
36	A1	1281	G
36	A1	1285	G
36	A1	1287	A
36	A1	1292	C
36	A1	1307	G
36	A1	1308	A
36	A1	1309	U
36	A1	1312	C
36	A1	1313	G
36	A1	1325	U
36	A1	1329	U
36	A1	1330	A
36	A1	1345	G
36	A1	1348	U
36	A1	1349	G
36	A1	1351	U
36	A1	1352	A
36	A1	1353	U
36	A1	1355	A
36	A1	1356	U
36	A1	1357	G
36	A1	1366	A
36	A1	1386	A
36	A1	1399	A
36	A1	1400	G
36	A1	1401	A
36	A1	1414	G
36	A1	1418	A
36	A1	1419	A
36	A1	1428	A
36	A1	1434	G
36	A1	1437	C
36	A1	1440	G

Continued on next page...

Continued from previous page...

Mol	Chain	Res	Type
36	A1	1443	G
36	A1	1446	A
36	A1	1449	A
36	A1	1450	G
36	A1	1454	A
36	A1	1478	C
36	A1	1481	A
36	A1	1482	A
36	A1	1485	G
36	A1	1488	G
36	A1	1508	C
36	A1	1526	U
36	A1	1527	C
36	A1	1528	G
36	A1	1529	A
36	A1	1549	U
36	A1	1555	U
36	A1	1556	C
36	A1	1557	A
36	A1	1558	A
36	A1	1560	G
36	A1	1561	G
36	A1	1562	C
36	A1	1563	C
36	A1	1564	U
36	A1	1566	A
36	A1	1567	U
36	A1	1568	U
36	A1	1569	U
36	A1	1570	U
36	A1	1572	U
36	A1	1575	A
36	A1	1576	G
36	A1	1577	G
36	A1	1579	C
36	A1	1581	C
36	A1	1582	C
36	A1	1583	A
36	A1	1587	A
36	A1	1589	A
36	A1	1593	A
36	A1	1607	U

Continued on next page...

Continued from previous page...

Mol	Chain	Res	Type
36	A1	1608	C
36	A1	1620	U
36	A1	1629	U
36	A1	1643	A
36	A1	1645	U
36	A1	1655	G
36	A1	1657	C
36	A1	1683	A
36	A1	1705	U
36	A1	1716	U
36	A1	1717	U
36	A1	1724	U
36	A1	1725	C
36	A1	1736	G
36	A1	1742	U
36	A1	1746	U
36	A1	1750	A
36	A1	1751	G
36	A1	1752	A
36	A1	1760	A
36	A1	1761	C
36	A1	1762	C
36	A1	1765	U
36	A1	1766	G
36	A1	1767	C
36	A1	1770	G
36	A1	1779	C
36	A1	1780	G
36	A1	1781	C
36	A1	1797	A
36	A1	1806	A
36	A1	1807	G
36	A1	1809	A
36	A1	1810	A
36	A1	1812	G
36	A1	1814	A
36	A1	1816	A
36	A1	1817	G
36	A1	1818	U
36	A1	1819	U
36	A1	1820	U
36	A1	1821	U

Continued on next page...

Continued from previous page...

Mol	Chain	Res	Type
36	A1	1834	U
36	A1	1835	A
36	A1	1836	C
36	A1	1839	A
36	A1	1840	U
36	A1	1841	A
36	A1	1842	A
36	A1	1845	G
36	A1	1846	C
36	A1	1849	C
36	A1	1850	A
36	A1	1855	U
36	A1	1876	U
36	A1	1879	A
36	A1	1880	U
36	A1	1886	A
36	A1	1901	A
36	A1	1905	G
36	A1	1906	G
36	A1	1951	C
36	A1	1952	G
36	A1	1953	G
36	A1	1954	G
36	A1	1955	U
36	A1	2094	C
36	A1	2101	C
36	A1	2102	U
36	A1	2112	U
36	A1	2113	A
36	A1	2114	C
36	A1	2116	G
36	A1	2121	G
36	A1	2122	G
36	A1	2130	G
36	A1	2131	A
36	A1	2140	U
36	A1	2148	U
36	A1	2158	A
36	A1	2163	C
36	A1	2169	G
36	A1	2170	U
36	A1	2187	G

Continued on next page...

Continued from previous page...

Mol	Chain	Res	Type
36	A1	2188	A
36	A1	2193	U
36	A1	2201	G
36	A1	2205	U
36	A1	2206	G
36	A1	2208	A
36	A1	2209	U
36	A1	2210	G
36	A1	2213	A
36	A1	2223	A
36	A1	2228	A
36	A1	2244	A
36	A1	2249	G
36	A1	2250	G
36	A1	2252	A
36	A1	2253	G
36	A1	2255	A
36	A1	2256	A
36	A1	2262	A
36	A1	2263	C
36	A1	2272	G
36	A1	2273	G
36	A1	2278	C
36	A1	2281	A
36	A1	2282	U
36	A1	2283	G
36	A1	2284	C
36	A1	2288	G
36	A1	2291	A
36	A1	2293	C
36	A1	2299	A
36	A1	2304	C
36	A1	2307	G
36	A1	2310	U
36	A1	2313	A
36	A1	2314	U
36	A1	2315	G
36	A1	2319	U
36	A1	2330	C
36	A1	2336	U
36	A1	2360	C
36	A1	2374	C

Continued on next page...

Continued from previous page...

Mol	Chain	Res	Type
36	A1	2375	G
36	A1	2378	C
36	A1	2385	G
36	A1	2388	U
36	A1	2393	G
36	A1	2397	A
36	A1	2398	A
36	A1	2401	A
36	A1	2402	A
36	A1	2403	G
36	A1	2404	A
36	A1	2405	C
36	A1	2406	C
36	A1	2411	U
36	A1	2418	G
36	A1	2419	A
36	A1	2435	G
36	A1	2437	G
36	A1	2443	A
36	A1	2444	C
36	A1	2445	A
36	A1	2502	A
36	A1	2503	G
36	A1	2504	U
36	A1	2505	U
36	A1	2507	C
36	A1	2511	A
36	A1	2513	U
36	A1	2514	U
36	A1	2515	A
36	A1	2522	G
36	A1	2523	A
36	A1	2525	G
36	A1	2526	C
36	A1	2529	A
36	A1	2531	C
36	A1	2532	U
36	A1	2533	G
36	A1	2534	G
36	A1	2537	U
36	A1	2538	U
36	A1	2539	C

Continued on next page...

Continued from previous page...

Mol	Chain	Res	Type
36	A1	2540	A
36	A1	2541	U
36	A1	2542	U
36	A1	2543	U
36	A1	2545	C
36	A1	2547	A
36	A1	2548	C
36	A1	2549	G
36	A1	2552	C
36	A1	2553	U
36	A1	2554	A
36	A1	2555	G
36	A1	2561	A
36	A1	2568	C
36	A1	2569	A
36	A1	2570	U
36	A1	2571	U
36	A1	2572	C
36	A1	2573	G
36	A1	2576	G
36	A1	2581	U
36	A1	2582	C
36	A1	2585	G
36	A1	2586	G
36	A1	2593	A
36	A1	2594	C
36	A1	2606	G
36	A1	2607	G
36	A1	2614	G
36	A1	2626	A
36	A1	2637	A
36	A1	2652	U
36	A1	2656	A
36	A1	2672	G
36	A1	2674	A
36	A1	2677	G
36	A1	2681	U
36	A1	2689	A
36	A1	2690	G
36	A1	2691	A
36	A1	2693	C
36	A1	2694	A

Continued on next page...

Continued from previous page...

Mol	Chain	Res	Type
36	A1	2696	A
36	A1	2699	G
36	A1	2705	A
36	A1	2709	C
36	A1	2714	G
36	A1	2728	G
36	A1	2729	U
36	A1	2752	U
36	A1	2753	G
36	A1	2762	A
36	A1	2771	U
36	A1	2772	C
36	A1	2777	G
36	A1	2778	G
36	A1	2779	A
36	A1	2796	G
36	A1	2799	A
36	A1	2800	G
36	A1	2801	A
36	A1	2810	C
36	A1	2816	G
36	A1	2817	A
36	A1	2818	U
36	A1	2819	A
36	A1	2829	U
36	A1	2842	U
36	A1	2843	U
36	A1	2845	A
36	A1	2849	C
36	A1	2860	U
36	A1	2867	C
36	A1	2871	G
36	A1	2872	A
36	A1	2873	U
36	A1	2875	U
36	A1	2878	G
36	A1	2879	C
36	A1	2882	U
36	A1	2887	A
36	A1	2889	C
36	A1	2896	A
36	A1	2897	A

Continued on next page...

Continued from previous page...

Mol	Chain	Res	Type
36	A1	2898	G
36	A1	2899	C
36	A1	2914	G
36	A1	2923	U
36	A1	2927	C
36	A1	2935	U
36	A1	2936	A
36	A1	2937	G
36	A1	2942	C
36	A1	2945	G
36	A1	2947	G
36	A1	2957	G
36	A1	2971	A
36	A1	2983	C
36	A1	2990	G
36	A1	2992	U
36	A1	2996	U
36	A1	2997	G
36	A1	3006	A
36	A1	3012	A
36	A1	3056	U
36	A1	3057	U
36	A1	3058	U
36	A1	3059	G
36	A1	3078	U
36	A1	3079	U
36	A1	3086	A
36	A1	3087	A
36	A1	3092	C
36	A1	3113	A
36	A1	3119	U
36	A1	3122	A
36	A1	3130	A
36	A1	3131	U
36	A1	3139	A
36	A1	3142	A
36	A1	3143	C
36	A1	3151	U
36	A1	3153	U
36	A1	3154	C
36	A1	3155	U
36	A1	3156	U

Continued on next page...

Continued from previous page...

Mol	Chain	Res	Type
36	A1	3157	U
36	A1	3164	C
36	A1	3165	A
36	A1	3168	A
36	A1	3169	U
36	A1	3170	A
36	A1	3171	U
36	A1	3173	G
36	A1	3174	A
36	A1	3176	G
36	A1	3179	U
36	A1	3181	C
36	A1	3185	U
36	A1	3187	A
36	A1	3196	U
36	A1	3197	G
36	A1	3198	U
36	A1	3199	G
36	A1	3207	U
36	A1	3209	A
36	A1	3210	A
36	A1	3217	C
36	A1	3218	A
36	A1	3219	G
36	A1	3223	A
36	A1	3228	C
36	A1	3229	G
36	A1	3235	C
36	A1	3238	G
36	A1	3239	G
36	A1	3242	G
36	A1	3243	A
36	A1	3245	A
36	A1	3246	G
36	A1	3247	G
36	A1	3253	G
36	A1	3256	G
36	A1	3259	U
36	A1	3265	C
36	A1	3269	U
36	A1	3270	U
36	A1	3272	C

Continued on next page...

Continued from previous page...

Mol	Chain	Res	Type
36	A1	3273	A
36	A1	3276	G
36	A1	3279	A
36	A1	3281	U
36	A1	3286	G
36	A1	3287	U
36	A1	3289	G
36	A1	3294	A
36	A1	3295	A
36	A1	3303	G
36	A1	3304	U
36	A1	3307	A
36	A1	3313	U
36	A1	3316	A
36	A1	3317	U
36	A1	3318	G
36	A1	3319	U
36	A1	3320	A
36	A1	3328	G
36	A1	3330	A
36	A1	3331	U
36	A1	3332	U
36	A1	3333	G
36	A1	3335	A
36	A1	3336	A
36	A1	3341	U
36	A1	3342	A
36	A1	3345	G
36	A1	3347	A
36	A1	3348	G
36	A1	3349	C
36	A1	3350	C
36	A1	3351	U
36	A1	3352	U
36	A1	3353	G
36	A1	3354	U
36	A1	3355	U
36	A1	3356	G
36	A1	3369	G
36	A1	3375	A
36	A1	3376	A
36	A1	3378	C

Continued on next page...

Continued from previous page...

Mol	Chain	Res	Type
36	A1	3382	U
36	A1	3383	G
36	A1	3389	U
36	A1	3396	U
37	A3	7	G
37	A3	13	A
37	A3	14	U
37	A3	21	G
37	A3	22	A
37	A3	26	C
37	A3	42	A
37	A3	45	A
37	A3	51	A
37	A3	53	U
37	A3	54	U
37	A3	65	G
37	A3	73	C
37	A3	74	C
37	A3	76	A
37	A3	91	G
37	A3	95	A
37	A3	102	A
37	A3	103	A
37	A3	110	G
37	A3	112	G
37	A3	115	G
38	A4	34	U
38	A4	35	C
38	A4	47	C
38	A4	48	A
38	A4	51	G
38	A4	52	A
38	A4	53	A
38	A4	59	A
38	A4	62	C
38	A4	63	G
38	A4	77	A
38	A4	79	A
38	A4	80	A
38	A4	81	U
38	A4	82	U
38	A4	83	C

Continued on next page...

Continued from previous page...

Mol	Chain	Res	Type
38	A4	84	C
38	A4	85	G
38	A4	86	U
38	A4	87	G
38	A4	90	U
38	A4	92	A
38	A4	93	U
38	A4	95	G
38	A4	104	A
38	A4	106	C
38	A4	111	A
38	A4	113	U
38	A4	125	U
38	A4	126	A
38	A4	127	U
38	A4	128	U
38	A4	138	A
38	A4	151	C
38	A4	152	G
38	A4	155	A
38	A4	157	U
38	A4	158	U
80	A6	2	A
80	A6	4	C
80	A6	13	C
80	A6	17	C
80	A6	24	U
80	A6	25	C
80	A6	26	A
80	A6	27	U
80	A6	34	G
80	A6	42	G
80	A6	47	A
80	A6	57	G
80	A6	60	U
80	A6	67	A
80	A6	68	A
80	A6	69	G
80	A6	72	A
80	A6	73	U
80	A6	74	U
80	A6	75	U

Continued on next page...

Continued from previous page...

Mol	Chain	Res	Type
80	A6	76	A
80	A6	77	U
80	A6	101	U
80	A6	104	A
80	A6	111	U
80	A6	114	C
80	A6	115	G
80	A6	132	U
80	A6	137	U
80	A6	138	A
80	A6	140	A
80	A6	141	U
80	A6	144	U
80	A6	145	A
80	A6	146	U
80	A6	153	G
80	A6	158	U
80	A6	159	U
80	A6	161	U
80	A6	166	C
80	A6	175	G
80	A6	178	U
80	A6	179	A
80	A6	182	A
80	A6	184	C
80	A6	185	U
80	A6	187	G
80	A6	188	A
80	A6	190	C
80	A6	191	C
80	A6	192	U
80	A6	193	U
80	A6	194	U
80	A6	195	G
80	A6	196	G
80	A6	197	A
80	A6	198	A
80	A6	199	G
80	A6	200	A
80	A6	215	A
80	A6	216	U
80	A6	217	A

Continued on next page...

Continued from previous page...

Mol	Chain	Res	Type
80	A6	218	A
80	A6	219	A
80	A6	220	A
80	A6	221	A
80	A6	222	A
80	A6	226	A
80	A6	227	U
80	A6	228	G
80	A6	229	U
80	A6	230	C
80	A6	231	U
80	A6	232	U
80	A6	233	C
80	A6	234	G
80	A6	235	G
80	A6	238	U
80	A6	240	U
80	A6	241	U
80	A6	249	U
80	A6	250	C
80	A6	260	U
80	A6	261	U
80	A6	262	U
80	A6	265	A
80	A6	268	C
80	A6	271	A
80	A6	272	U
80	A6	273	G
80	A6	275	C
80	A6	277	U
80	A6	278	U
80	A6	280	U
80	A6	281	G
80	A6	283	U
80	A6	287	G
80	A6	299	A
80	A6	301	A
80	A6	308	C
80	A6	314	C
80	A6	316	A
80	A6	319	U
80	A6	320	U

Continued on next page...

Continued from previous page...

Mol	Chain	Res	Type
80	A6	321	C
80	A6	322	G
80	A6	323	A
80	A6	325	G
80	A6	337	G
80	A6	338	C
80	A6	341	A
80	A6	352	A
80	A6	359	A
80	A6	360	A
80	A6	361	C
80	A6	381	C
80	A6	393	C
80	A6	396	G
80	A6	400	A
80	A6	401	A
80	A6	402	C
80	A6	404	G
80	A6	416	A
80	A6	418	G
80	A6	424	C
80	A6	425	A
80	A6	426	G
80	A6	434	G
80	A6	439	U
80	A6	444	C
80	A6	446	A
80	A6	448	C
80	A6	454	U
80	A6	464	A
80	A6	468	A
80	A6	469	C
80	A6	470	A
80	A6	475	A
80	A6	477	A
80	A6	480	G
80	A6	484	C
80	A6	486	G
80	A6	487	G
80	A6	488	G
80	A6	489	C
80	A6	490	C

Continued on next page...

Continued from previous page...

Mol	Chain	Res	Type
80	A6	492	A
80	A6	493	U
80	A6	494	U
80	A6	495	C
80	A6	496	G
80	A6	497	G
80	A6	500	C
80	A6	501	U
80	A6	503	G
80	A6	504	U
80	A6	505	A
80	A6	506	A
80	A6	508	U
80	A6	510	G
80	A6	511	A
80	A6	512	A
80	A6	513	U
80	A6	515	A
80	A6	519	C
80	A6	527	A
80	A6	532	U
80	A6	535	A
80	A6	538	A
80	A6	539	G
80	A6	540	G
80	A6	541	A
80	A6	542	A
80	A6	543	C
80	A6	544	A
80	A6	548	G
80	A6	555	A
80	A6	556	A
80	A6	557	G
80	A6	558	U
80	A6	559	C
80	A6	565	C
80	A6	566	C
80	A6	570	A
80	A6	574	G
80	A6	578	U
80	A6	579	A
80	A6	580	A

Continued on next page...

Continued from previous page...

Mol	Chain	Res	Type
80	A6	582	U
80	A6	594	A
80	A6	595	G
80	A6	597	G
80	A6	609	U
80	A6	610	G
80	A6	617	U
80	A6	619	A
80	A6	620	A
80	A6	621	A
80	A6	622	A
80	A6	623	A
80	A6	630	A
80	A6	637	C
80	A6	639	U
80	A6	640	U
80	A6	645	C
80	A6	648	G
80	A6	651	G
80	A6	652	G
80	A6	653	C
80	A6	654	C
80	A6	655	G
80	A6	658	C
80	A6	676	G
80	A6	678	A
80	A6	679	U
80	A6	680	U
80	A6	681	U
80	A6	682	C
80	A6	683	C
80	A6	684	A
80	A6	688	G
80	A6	691	C
80	A6	695	U
80	A6	696	C
80	A6	697	C
80	A6	698	U
80	A6	706	A
80	A6	710	U
80	A6	711	U
80	A6	714	G

Continued on next page...

Continued from previous page...

Mol	Chain	Res	Type
80	A6	718	U
80	A6	719	U
80	A6	720	G
80	A6	721	U
80	A6	722	G
80	A6	723	G
80	A6	726	C
80	A6	730	G
80	A6	733	A
80	A6	734	A
80	A6	735	C
80	A6	742	U
80	A6	747	C
80	A6	751	G
80	A6	753	A
80	A6	754	A
80	A6	755	A
80	A6	756	A
80	A6	765	G
80	A6	766	U
80	A6	774	A
80	A6	775	G
80	A6	780	A
80	A6	781	U
80	A6	782	U
80	A6	783	G
80	A6	787	G
80	A6	789	A
80	A6	792	U
80	A6	793	A
80	A6	794	U
80	A6	806	A
80	A6	811	A
80	A6	812	A
80	A6	815	G
80	A6	821	U
80	A6	823	G
80	A6	825	U
80	A6	826	U
80	A6	829	A
80	A6	830	U
80	A6	831	U

Continued on next page...

Continued from previous page...

Mol	Chain	Res	Type
80	A6	832	U
80	A6	834	G
80	A6	835	U
80	A6	841	U
80	A6	850	A
80	A6	856	A
80	A6	863	A
80	A6	876	G
80	A6	886	U
80	A6	898	A
80	A6	913	G
80	A6	914	G
80	A6	916	U
80	A6	926	A
80	A6	928	U
80	A6	933	A
80	A6	935	U
80	A6	942	G
80	A6	949	C
80	A6	959	U
80	A6	960	U
80	A6	966	A
80	A6	967	A
80	A6	968	U
80	A6	969	C
80	A6	970	A
80	A6	971	A
80	A6	976	G
80	A6	991	G
80	A6	992	A
80	A6	993	A
80	A6	997	G
80	A6	1004	U
80	A6	1005	A
80	A6	1021	C
80	A6	1026	A
80	A6	1028	C
80	A6	1031	U
80	A6	1039	A
80	A6	1040	G
80	A6	1042	G
80	A6	1052	U

Continued on next page...

Continued from previous page...

Mol	Chain	Res	Type
80	A6	1053	G
80	A6	1057	U
80	A6	1058	U
80	A6	1059	U
80	A6	1060	U
80	A6	1061	A
80	A6	1062	A
80	A6	1063	U
80	A6	1066	C
80	A6	1067	C
80	A6	1074	G
80	A6	1082	C
80	A6	1083	G
80	A6	1091	A
80	A6	1092	A
80	A6	1096	C
80	A6	1097	U
80	A6	1098	U
80	A6	1099	U
80	A6	1100	G
80	A6	1101	G
80	A6	1109	G
80	A6	1138	A
80	A6	1139	A
80	A6	1151	A
80	A6	1154	G
80	A6	1158	C
80	A6	1159	C
80	A6	1160	A
80	A6	1162	C
80	A6	1167	G
80	A6	1185	U
80	A6	1193	A
80	A6	1194	A
80	A6	1196	A
80	A6	1197	C
80	A6	1199	G
80	A6	1200	G
80	A6	1202	A
80	A6	1203	A
80	A6	1208	A
80	A6	1217	A

Continued on next page...

Continued from previous page...

Mol	Chain	Res	Type
80	A6	1218	G
80	A6	1220	C
80	A6	1221	A
80	A6	1225	U
80	A6	1226	A
80	A6	1228	G
80	A6	1229	G
80	A6	1230	A
80	A6	1231	U
80	A6	1234	A
80	A6	1239	U
80	A6	1240	U
80	A6	1241	G
80	A6	1242	A
80	A6	1243	G
80	A6	1244	A
80	A6	1245	G
80	A6	1246	C
80	A6	1255	G
80	A6	1256	A
80	A6	1257	U
80	A6	1258	U
80	A6	1261	G
80	A6	1262	U
80	A6	1285	U
80	A6	1286	U
80	A6	1288	G
80	A6	1314	U
80	A6	1315	U
80	A6	1316	G
80	A6	1321	A
80	A6	1329	A
80	A6	1331	A
80	A6	1343	U
80	A6	1344	A
80	A6	1345	A
80	A6	1346	A
80	A6	1354	G
80	A6	1361	U
80	A6	1363	U
80	A6	1364	G
80	A6	1371	A

Continued on next page...

Continued from previous page...

Mol	Chain	Res	Type
80	A6	1372	U
80	A6	1373	C
80	A6	1379	C
80	A6	1390	U
80	A6	1398	U
80	A6	1399	C
80	A6	1400	A
80	A6	1402	G
80	A6	1413	U
80	A6	1414	U
80	A6	1415	U
80	A6	1425	A
80	A6	1427	A
80	A6	1428	G
80	A6	1429	G
80	A6	1433	G
80	A6	1445	G
80	A6	1446	A
80	A6	1448	G
80	A6	1449	U
80	A6	1457	C
80	A6	1458	G
80	A6	1459	C
80	A6	1461	C
80	A6	1471	A
80	A6	1481	C
80	A6	1482	C
80	A6	1486	G
80	A6	1489	U
80	A6	1490	C
80	A6	1491	U
80	A6	1492	A
80	A6	1493	A
80	A6	1494	C
80	A6	1496	U
80	A6	1497	U
80	A6	1506	G
80	A6	1514	U
80	A6	1515	A
80	A6	1516	A
80	A6	1517	U
80	A6	1521	G

Continued on next page...

Continued from previous page...

Mol	Chain	Res	Type
80	A6	1523	G
80	A6	1524	A
80	A6	1531	G
80	A6	1535	U
80	A6	1536	G
80	A6	1537	C
80	A6	1538	U
80	A6	1539	G
80	A6	1540	G
80	A6	1554	U
80	A6	1555	A
80	A6	1557	U
80	A6	1559	A
80	A6	1569	A
80	A6	1573	A
80	A6	1574	G
80	A6	1575	G
80	A6	1582	U
80	A6	1584	G
80	A6	1596	C
80	A6	1601	G
80	A6	1616	G
80	A6	1621	U
80	A6	1634	C
80	A6	1635	A
80	A6	1637	C
80	A6	1638	G
80	A6	1657	U
80	A6	1658	G
80	A6	1665	U
80	A6	1710	U
80	A6	1712	A
80	A6	1715	G
80	A6	1716	C
80	A6	1717	G
80	A6	1723	U
80	A6	1727	G
80	A6	1731	A
80	A6	1736	G
80	A6	1755	A
80	A6	1759	C
80	A6	1760	G

Continued on next page...

Continued from previous page...

Mol	Chain	Res	Type
80	A6	1766	A
80	A6	1767	G
80	A6	1769	U
80	A6	1770	U
80	A6	1779	U
80	A6	1780	G
80	A6	1782	A
80	A6	1783	C
80	A6	1784	C
80	A6	1789	G
80	A6	1792	G
80	A6	1793	G
80	A6	1794	A
80	A6	1795	U
80	A6	1796	C
80	A6	1799	U
80	A6	1800	A
36	A5	14	U
36	A5	15	C
36	A5	16	A
36	A5	26	A
36	A5	38	U
36	A5	40	A
36	A5	43	A
36	A5	49	A
36	A5	60	A
36	A5	65	A
36	A5	66	A
36	A5	74	G
36	A5	76	G
36	A5	77	A
36	A5	92	G
36	A5	93	C
36	A5	96	G
36	A5	99	A
36	A5	109	A
36	A5	110	G
36	A5	111	C
36	A5	116	A
36	A5	121	A
36	A5	122	A
36	A5	133	U

Continued on next page...

Continued from previous page...

Mol	Chain	Res	Type
36	A5	134	U
36	A5	135	C
36	A5	136	G
36	A5	146	U
36	A5	150	A
36	A5	152	U
36	A5	156	G
36	A5	157	A
36	A5	160	G
36	A5	166	C
36	A5	170	G
36	A5	171	G
36	A5	174	C
36	A5	178	U
36	A5	180	C
36	A5	182	U
36	A5	183	G
36	A5	184	U
36	A5	187	A
36	A5	190	U
36	A5	191	U
36	A5	200	C
36	A5	201	A
36	A5	210	U
36	A5	218	G
36	A5	219	A
36	A5	221	A
36	A5	235	A
36	A5	236	G
36	A5	238	A
36	A5	239	G
36	A5	240	U
36	A5	242	C
36	A5	244	G
36	A5	248	U
36	A5	249	U
36	A5	250	U
36	A5	251	G
36	A5	252	U
36	A5	253	A
36	A5	254	A
36	A5	258	G

Continued on next page...

Continued from previous page...

Mol	Chain	Res	Type
36	A5	259	C
36	A5	269	G
36	A5	283	G
36	A5	284	A
36	A5	286	U
36	A5	294	U
36	A5	295	A
36	A5	305	U
36	A5	322	U
36	A5	323	A
36	A5	329	U
36	A5	334	A
36	A5	339	C
36	A5	349	A
36	A5	350	C
36	A5	351	A
36	A5	352	A
36	A5	370	U
36	A5	376	G
36	A5	390	G
36	A5	395	A
36	A5	398	A
36	A5	399	A
36	A5	401	U
36	A5	402	A
36	A5	403	C
36	A5	421	G
36	A5	422	A
36	A5	436	A
36	A5	437	G
36	A5	438	A
36	A5	439	C
36	A5	440	A
36	A5	441	U
36	A5	442	G
36	A5	443	G
36	A5	492	U
36	A5	493	G
36	A5	495	G
36	A5	520	U
36	A5	521	A
36	A5	531	G

Continued on next page...

Continued from previous page...

Mol	Chain	Res	Type
36	A5	535	G
36	A5	538	G
36	A5	546	C
36	A5	547	G
36	A5	548	G
36	A5	551	A
36	A5	553	U
36	A5	555	U
36	A5	557	A
36	A5	559	A
36	A5	578	A
36	A5	579	G
36	A5	592	A
36	A5	594	U
36	A5	595	G
36	A5	600	G
36	A5	604	G
36	A5	609	G
36	A5	610	G
36	A5	611	A
36	A5	612	U
36	A5	619	A
36	A5	620	U
36	A5	621	A
36	A5	630	A
36	A5	636	C
36	A5	649	A
36	A5	653	A
36	A5	656	A
36	A5	660	A
36	A5	675	C
36	A5	677	A
36	A5	681	U
36	A5	705	A
36	A5	708	G
36	A5	712	G
36	A5	715	A
36	A5	716	A
36	A5	719	U
36	A5	720	A
36	A5	725	G
36	A5	726	G

Continued on next page...

Continued from previous page...

Mol	Chain	Res	Type
36	A5	735	A
36	A5	736	A
36	A5	750	G
36	A5	758	C
36	A5	766	U
36	A5	767	U
36	A5	768	C
36	A5	776	U
36	A5	777	U
36	A5	780	A
36	A5	781	G
36	A5	785	G
36	A5	786	A
36	A5	806	A
36	A5	809	G
36	A5	817	A
36	A5	830	A
36	A5	846	A
36	A5	851	C
36	A5	861	C
36	A5	862	U
36	A5	871	U
36	A5	874	U
36	A5	879	U
36	A5	891	G
36	A5	893	C
36	A5	896	A
36	A5	897	U
36	A5	907	G
36	A5	908	G
36	A5	914	A
36	A5	916	G
36	A5	917	A
36	A5	921	A
36	A5	923	C
36	A5	924	G
36	A5	937	G
36	A5	944	C
36	A5	946	U
36	A5	947	G
36	A5	958	C
36	A5	959	C

Continued on next page...

Continued from previous page...

Mol	Chain	Res	Type
36	A5	960	U
36	A5	974	G
36	A5	979	U
36	A5	980	A
36	A5	981	U
36	A5	983	A
36	A5	994	G
36	A5	1000	C
36	A5	1001	G
36	A5	1002	A
36	A5	1003	A
36	A5	1010	G
36	A5	1014	U
36	A5	1015	U
36	A5	1016	C
36	A5	1017	C
36	A5	1018	G
36	A5	1020	G
36	A5	1021	G
36	A5	1023	C
36	A5	1024	G
36	A5	1025	A
36	A5	1026	A
36	A5	1027	A
36	A5	1028	U
36	A5	1029	G
36	A5	1032	C
36	A5	1034	U
36	A5	1035	G
36	A5	1047	A
36	A5	1049	C
36	A5	1057	A
36	A5	1064	A
36	A5	1065	A
36	A5	1071	U
36	A5	1072	G
36	A5	1081	U
36	A5	1082	U
36	A5	1085	A
36	A5	1093	A
36	A5	1094	U
36	A5	1095	U

Continued on next page...

Continued from previous page...

Mol	Chain	Res	Type
36	A5	1096	U
36	A5	1097	G
36	A5	1098	A
36	A5	1103	A
36	A5	1104	G
36	A5	1117	G
36	A5	1131	G
36	A5	1153	A
36	A5	1159	A
36	A5	1160	C
36	A5	1174	G
36	A5	1178	G
36	A5	1179	A
36	A5	1180	A
36	A5	1181	U
36	A5	1182	A
36	A5	1191	U
36	A5	1192	C
36	A5	1193	A
36	A5	1201	C
36	A5	1209	G
36	A5	1213	G
36	A5	1222	G
36	A5	1223	A
36	A5	1232	C
36	A5	1233	G
36	A5	1236	G
36	A5	1237	G
36	A5	1239	C
36	A5	1241	U
36	A5	1242	G
36	A5	1243	G
36	A5	1245	A
36	A5	1246	G
36	A5	1248	C
36	A5	1258	U
36	A5	1259	A
36	A5	1262	G
36	A5	1263	A
36	A5	1264	G
36	A5	1265	U
36	A5	1266	G

Continued on next page...

Continued from previous page...

Mol	Chain	Res	Type
36	A5	1270	A
36	A5	1281	G
36	A5	1285	G
36	A5	1294	A
36	A5	1307	G
36	A5	1308	A
36	A5	1309	U
36	A5	1312	C
36	A5	1330	A
36	A5	1332	A
36	A5	1348	U
36	A5	1349	G
36	A5	1350	A
36	A5	1351	U
36	A5	1352	A
36	A5	1353	U
36	A5	1354	G
36	A5	1355	A
36	A5	1356	U
36	A5	1357	G
36	A5	1366	A
36	A5	1385	C
36	A5	1386	A
36	A5	1387	G
36	A5	1399	A
36	A5	1400	G
36	A5	1403	C
36	A5	1419	A
36	A5	1422	G
36	A5	1428	A
36	A5	1434	G
36	A5	1437	C
36	A5	1440	G
36	A5	1446	A
36	A5	1450	G
36	A5	1460	A
36	A5	1481	A
36	A5	1482	A
36	A5	1490	A
36	A5	1495	U
36	A5	1502	C
36	A5	1503	A

Continued on next page...

Continued from previous page...

Mol	Chain	Res	Type
36	A5	1508	C
36	A5	1527	C
36	A5	1541	G
36	A5	1542	G
36	A5	1549	U
36	A5	1554	U
36	A5	1555	U
36	A5	1556	C
36	A5	1557	A
36	A5	1560	G
36	A5	1561	G
36	A5	1562	C
36	A5	1563	C
36	A5	1565	G
36	A5	1566	A
36	A5	1567	U
36	A5	1568	U
36	A5	1569	U
36	A5	1570	U
36	A5	1571	A
36	A5	1572	U
36	A5	1574	C
36	A5	1575	A
36	A5	1576	G
36	A5	1577	G
36	A5	1578	C
36	A5	1580	A
36	A5	1581	C
36	A5	1582	C
36	A5	1583	A
36	A5	1587	A
36	A5	1589	A
36	A5	1593	A
36	A5	1605	A
36	A5	1607	U
36	A5	1608	C
36	A5	1620	U
36	A5	1629	U
36	A5	1633	C
36	A5	1635	G
36	A5	1639	C
36	A5	1641	U

Continued on next page...

Continued from previous page...

Mol	Chain	Res	Type
36	A5	1643	A
36	A5	1644	C
36	A5	1645	U
36	A5	1655	G
36	A5	1657	C
36	A5	1680	G
36	A5	1683	A
36	A5	1716	U
36	A5	1717	U
36	A5	1718	G
36	A5	1724	U
36	A5	1725	C
36	A5	1736	G
36	A5	1750	A
36	A5	1751	G
36	A5	1754	G
36	A5	1758	G
36	A5	1760	A
36	A5	1762	C
36	A5	1764	U
36	A5	1765	U
36	A5	1766	G
36	A5	1767	C
36	A5	1770	G
36	A5	1778	G
36	A5	1780	G
36	A5	1783	U
36	A5	1797	A
36	A5	1810	A
36	A5	1812	G
36	A5	1814	A
36	A5	1815	U
36	A5	1816	A
36	A5	1817	G
36	A5	1818	U
36	A5	1820	U
36	A5	1821	U
36	A5	1835	A
36	A5	1841	A
36	A5	1842	A
36	A5	1846	C
36	A5	1849	C

Continued on next page...

Continued from previous page...

Mol	Chain	Res	Type
36	A5	1850	A
36	A5	1855	U
36	A5	1871	U
36	A5	1876	U
36	A5	1878	G
36	A5	1879	A
36	A5	1880	U
36	A5	1905	G
36	A5	1906	G
36	A5	1909	A
36	A5	1918	C
36	A5	1927	G
36	A5	1940	G
36	A5	1953	G
36	A5	2100	A
36	A5	2101	C
36	A5	2102	U
36	A5	2112	U
36	A5	2113	A
36	A5	2114	C
36	A5	2121	G
36	A5	2122	G
36	A5	2128	C
36	A5	2131	A
36	A5	2134	G
36	A5	2139	A
36	A5	2144	A
36	A5	2158	A
36	A5	2169	G
36	A5	2170	U
36	A5	2171	G
36	A5	2192	C
36	A5	2201	G
36	A5	2205	U
36	A5	2210	G
36	A5	2213	A
36	A5	2222	A
36	A5	2223	A
36	A5	2228	A
36	A5	2229	A
36	A5	2244	A
36	A5	2250	G

Continued on next page...

Continued from previous page...

Mol	Chain	Res	Type
36	A5	2253	G
36	A5	2255	A
36	A5	2256	A
36	A5	2257	C
36	A5	2258	U
36	A5	2264	U
36	A5	2270	A
36	A5	2273	G
36	A5	2276	G
36	A5	2278	C
36	A5	2279	A
36	A5	2288	G
36	A5	2290	C
36	A5	2294	U
36	A5	2298	U
36	A5	2307	G
36	A5	2310	U
36	A5	2313	A
36	A5	2315	G
36	A5	2324	A
36	A5	2329	C
36	A5	2334	U
36	A5	2335	G
36	A5	2336	U
36	A5	2373	A
36	A5	2374	C
36	A5	2375	G
36	A5	2377	G
36	A5	2385	G
36	A5	2388	U
36	A5	2393	G
36	A5	2394	G
36	A5	2396	G
36	A5	2397	A
36	A5	2398	A
36	A5	2400	G
36	A5	2401	A
36	A5	2402	A
36	A5	2403	G
36	A5	2404	A
36	A5	2405	C
36	A5	2406	C

Continued on next page...

Continued from previous page...

Mol	Chain	Res	Type
36	A5	2411	U
36	A5	2418	G
36	A5	2435	G
36	A5	2436	U
36	A5	2437	G
36	A5	2438	A
36	A5	2439	A
36	A5	2440	G
36	A5	2441	A
36	A5	2443	A
36	A5	2504	U
36	A5	2505	U
36	A5	2506	U
36	A5	2507	C
36	A5	2508	U
36	A5	2510	U
36	A5	2511	A
36	A5	2512	C
36	A5	2513	U
36	A5	2514	U
36	A5	2515	A
36	A5	2518	C
36	A5	2523	A
36	A5	2524	A
36	A5	2526	C
36	A5	2530	G
36	A5	2531	C
36	A5	2532	U
36	A5	2534	G
36	A5	2538	U
36	A5	2539	C
36	A5	2540	A
36	A5	2543	U
36	A5	2544	U
36	A5	2549	G
36	A5	2552	C
36	A5	2555	G
36	A5	2562	A
36	A5	2567	C
36	A5	2568	C
36	A5	2569	A
36	A5	2570	U

Continued on next page...

Continued from previous page...

Mol	Chain	Res	Type
36	A5	2571	U
36	A5	2572	C
36	A5	2573	G
36	A5	2574	G
36	A5	2584	G
36	A5	2585	G
36	A5	2589	G
36	A5	2590	A
36	A5	2591	A
36	A5	2593	A
36	A5	2594	C
36	A5	2598	G
36	A5	2599	U
36	A5	2606	G
36	A5	2607	G
36	A5	2610	G
36	A5	2614	G
36	A5	2615	G
36	A5	2622	C
36	A5	2637	A
36	A5	2639	G
36	A5	2652	U
36	A5	2656	A
36	A5	2662	G
36	A5	2663	G
36	A5	2667	A
36	A5	2674	A
36	A5	2677	G
36	A5	2678	A
36	A5	2681	U
36	A5	2683	U
36	A5	2689	A
36	A5	2691	A
36	A5	2694	A
36	A5	2696	A
36	A5	2714	G
36	A5	2723	U
36	A5	2728	G
36	A5	2729	U
36	A5	2752	U
36	A5	2753	G
36	A5	2762	A

Continued on next page...

Continued from previous page...

Mol	Chain	Res	Type
36	A5	2771	U
36	A5	2772	C
36	A5	2773	C
36	A5	2776	C
36	A5	2777	G
36	A5	2778	G
36	A5	2779	A
36	A5	2796	G
36	A5	2799	A
36	A5	2800	G
36	A5	2801	A
36	A5	2810	C
36	A5	2817	A
36	A5	2818	U
36	A5	2819	A
36	A5	2822	U
36	A5	2829	U
36	A5	2839	G
36	A5	2844	C
36	A5	2845	A
36	A5	2853	A
36	A5	2871	G
36	A5	2872	A
36	A5	2873	U
36	A5	2875	U
36	A5	2887	A
36	A5	2889	C
36	A5	2896	A
36	A5	2897	A
36	A5	2898	G
36	A5	2899	C
36	A5	2904	U
36	A5	2910	A
36	A5	2923	U
36	A5	2928	C
36	A5	2935	U
36	A5	2936	A
36	A5	2941	A
36	A5	2942	C
36	A5	2945	G
36	A5	2947	G
36	A5	2954	U

Continued on next page...

Continued from previous page...

Mol	Chain	Res	Type
36	A5	2957	G
36	A5	2970	C
36	A5	2971	A
36	A5	2972	G
36	A5	2979	U
36	A5	2983	C
36	A5	2987	A
36	A5	2990	G
36	A5	2996	U
36	A5	2997	G
36	A5	3012	A
36	A5	3028	G
36	A5	3050	U
36	A5	3056	U
36	A5	3057	U
36	A5	3059	G
36	A5	3078	U
36	A5	3079	U
36	A5	3080	G
36	A5	3086	A
36	A5	3087	A
36	A5	3092	C
36	A5	3130	A
36	A5	3131	U
36	A5	3139	A
36	A5	3142	A
36	A5	3143	C
36	A5	3148	U
36	A5	3153	U
36	A5	3154	C
36	A5	3155	U
36	A5	3156	U
36	A5	3157	U
36	A5	3158	G
36	A5	3159	C
36	A5	3164	C
36	A5	3165	A
36	A5	3166	C
36	A5	3168	A
36	A5	3171	U
36	A5	3172	A
36	A5	3173	G

Continued on next page...

Continued from previous page...

Mol	Chain	Res	Type
36	A5	3174	A
36	A5	3175	U
36	A5	3176	G
36	A5	3177	G
36	A5	3179	U
36	A5	3180	A
36	A5	3181	C
36	A5	3187	A
36	A5	3195	U
36	A5	3196	U
36	A5	3207	U
36	A5	3217	C
36	A5	3218	A
36	A5	3219	G
36	A5	3222	U
36	A5	3223	A
36	A5	3224	G
36	A5	3227	A
36	A5	3229	G
36	A5	3238	G
36	A5	3245	A
36	A5	3246	G
36	A5	3247	G
36	A5	3251	U
36	A5	3253	G
36	A5	3259	U
36	A5	3260	G
36	A5	3269	U
36	A5	3270	U
36	A5	3273	A
36	A5	3275	U
36	A5	3276	G
36	A5	3277	U
36	A5	3279	A
36	A5	3280	U
36	A5	3282	U
36	A5	3284	G
36	A5	3285	C
36	A5	3286	G
36	A5	3288	G
36	A5	3289	G
36	A5	3290	G

Continued on next page...

Continued from previous page...

Mol	Chain	Res	Type
36	A5	3292	A
36	A5	3294	A
36	A5	3304	U
36	A5	3307	A
36	A5	3313	U
36	A5	3316	A
36	A5	3317	U
36	A5	3318	G
36	A5	3319	U
36	A5	3320	A
36	A5	3330	A
36	A5	3333	G
36	A5	3335	A
36	A5	3336	A
36	A5	3341	U
36	A5	3342	A
36	A5	3343	G
36	A5	3345	G
36	A5	3349	C
36	A5	3351	U
36	A5	3352	U
36	A5	3354	U
36	A5	3355	U
36	A5	3356	G
36	A5	3357	U
36	A5	3358	U
36	A5	3369	G
36	A5	3378	C
36	A5	3382	U
36	A5	3383	G
36	A5	3389	U
36	A5	3390	G
36	A5	3393	U
36	A5	3396	U
37	A7	7	G
37	A7	22	A
37	A7	27	A
37	A7	33	U
37	A7	38	U
37	A7	42	A
37	A7	54	U
37	A7	61	G

Continued on next page...

Continued from previous page...

Mol	Chain	Res	Type
37	A7	65	G
37	A7	66	A
37	A7	73	C
37	A7	74	C
37	A7	93	C
37	A7	101	G
37	A7	102	A
37	A7	103	A
37	A7	104	A
37	A7	112	G
38	A8	21	C
38	A8	34	U
38	A8	35	C
38	A8	48	A
38	A8	52	A
38	A8	53	A
38	A8	59	A
38	A8	62	C
38	A8	63	G
38	A8	79	A
38	A8	80	A
38	A8	81	U
38	A8	83	C
38	A8	84	C
38	A8	86	U
38	A8	87	G
38	A8	90	U
38	A8	95	G
38	A8	104	A
38	A8	105	A
38	A8	106	C
38	A8	111	A
38	A8	113	U
38	A8	122	U
38	A8	125	U
38	A8	126	A
38	A8	127	U
38	A8	138	A
38	A8	152	G
38	A8	156	U
38	A8	157	U
38	A8	158	U

All (413) RNA pucker outliers are listed below:

Mol	Chain	Res	Type
1	A2	2	A
1	A2	25	C
1	A2	45	U
1	A2	68	A
1	A2	73	U
1	A2	74	U
1	A2	76	A
1	A2	103	A
1	A2	114	C
1	A2	126	A
1	A2	130	C
1	A2	131	C
1	A2	132	U
1	A2	133	U
1	A2	136	C
1	A2	139	C
1	A2	144	U
1	A2	158	U
1	A2	187	G
1	A2	217	A
1	A2	218	A
1	A2	232	U
1	A2	239	C
1	A2	240	U
1	A2	278	U
1	A2	280	U
1	A2	320	U
1	A2	400	A
1	A2	417	A
1	A2	484	C
1	A2	495	C
1	A2	497	G
1	A2	498	G
1	A2	499	U
1	A2	501	U
1	A2	503	G
1	A2	507	U
1	A2	512	A
1	A2	542	A
1	A2	543	C
1	A2	555	A
1	A2	558	U

Continued on next page...

Continued from previous page...

Mol	Chain	Res	Type
1	A2	582	U
1	A2	685	A
1	A2	704	C
1	A2	720	G
1	A2	721	U
1	A2	734	A
1	A2	755	A
1	A2	781	U
1	A2	782	U
1	A2	794	U
1	A2	811	A
1	A2	815	G
1	A2	819	G
1	A2	823	G
1	A2	829	A
1	A2	913	G
1	A2	1051	G
1	A2	1058	U
1	A2	1081	A
1	A2	1137	A
1	A2	1157	A
1	A2	1187	U
1	A2	1195	C
1	A2	1196	A
1	A2	1207	C
1	A2	1226	A
1	A2	1234	A
1	A2	1244	A
1	A2	1250	U
1	A2	1339	C
1	A2	1344	A
1	A2	1370	U
1	A2	1428	G
1	A2	1481	C
1	A2	1489	U
1	A2	1490	C
1	A2	1521	G
1	A2	1568	C
1	A2	1572	G
1	A2	1573	A
1	A2	1615	C
1	A2	1657	U

Continued on next page...

Continued from previous page...

Mol	Chain	Res	Type
1	A2	1711	C
1	A2	1761	U
36	A1	13	A
36	A1	43	A
36	A1	65	A
36	A1	99	A
36	A1	169	U
36	A1	210	U
36	A1	223	U
36	A1	239	G
36	A1	282	G
36	A1	397	A
36	A1	439	C
36	A1	517	G
36	A1	547	G
36	A1	558	U
36	A1	588	G
36	A1	594	U
36	A1	619	A
36	A1	620	U
36	A1	637	C
36	A1	648	C
36	A1	715	A
36	A1	719	U
36	A1	726	G
36	A1	763	G
36	A1	764	U
36	A1	816	A
36	A1	873	C
36	A1	896	A
36	A1	908	G
36	A1	916	G
36	A1	979	U
36	A1	981	U
36	A1	993	G
36	A1	1015	U
36	A1	1017	C
36	A1	1064	A
36	A1	1094	U
36	A1	1097	G
36	A1	1103	A
36	A1	1152	G

Continued on next page...

Continued from previous page...

Mol	Chain	Res	Type
36	A1	1222	G
36	A1	1241	U
36	A1	1273	A
36	A1	1307	G
36	A1	1317	A
36	A1	1329	U
36	A1	1331	U
36	A1	1352	A
36	A1	1355	A
36	A1	1481	A
36	A1	1484	U
36	A1	1507	G
36	A1	1554	U
36	A1	1556	C
36	A1	1562	C
36	A1	1568	U
36	A1	1580	A
36	A1	1582	C
36	A1	1589	A
36	A1	1607	U
36	A1	1716	U
36	A1	1751	G
36	A1	1778	G
36	A1	1815	U
36	A1	1816	A
36	A1	1820	U
36	A1	1841	A
36	A1	1842	A
36	A1	1846	C
36	A1	1849	C
36	A1	2101	C
36	A1	2112	U
36	A1	2116	G
36	A1	2209	U
36	A1	2227	C
36	A1	2249	G
36	A1	2281	A
36	A1	2372	A
36	A1	2373	A
36	A1	2374	C
36	A1	2403	G
36	A1	2418	G

Continued on next page...

Continued from previous page...

Mol	Chain	Res	Type
36	A1	2501	U
36	A1	2513	U
36	A1	2522	G
36	A1	2525	G
36	A1	2537	U
36	A1	2538	U
36	A1	2541	U
36	A1	2552	C
36	A1	2554	A
36	A1	2585	G
36	A1	2593	A
36	A1	2689	A
36	A1	2704	A
36	A1	2728	G
36	A1	2752	U
36	A1	2772	C
36	A1	2801	A
36	A1	2817	A
36	A1	2818	U
36	A1	2867	C
36	A1	2887	A
36	A1	2896	A
36	A1	3056	U
36	A1	3078	U
36	A1	3121	U
36	A1	3139	A
36	A1	3156	U
36	A1	3169	U
36	A1	3195	U
36	A1	3207	U
36	A1	3217	C
36	A1	3218	A
36	A1	3228	C
36	A1	3242	G
36	A1	3269	U
36	A1	3275	U
36	A1	3276	G
36	A1	3316	A
36	A1	3317	U
36	A1	3319	U
36	A1	3330	A
36	A1	3350	C

Continued on next page...

Continued from previous page...

Mol	Chain	Res	Type
36	A1	3351	U
36	A1	3353	G
36	A1	3375	A
37	A3	13	A
37	A3	41	G
37	A3	52	G
38	A4	82	U
38	A4	85	G
38	A4	111	A
38	A4	125	U
38	A4	157	U
80	A6	25	C
80	A6	66	U
80	A6	72	A
80	A6	75	U
80	A6	76	A
80	A6	103	A
80	A6	114	C
80	A6	136	C
80	A6	139	C
80	A6	158	U
80	A6	187	G
80	A6	217	A
80	A6	240	U
80	A6	249	U
80	A6	272	U
80	A6	277	U
80	A6	352	A
80	A6	400	A
80	A6	417	A
80	A6	468	A
80	A6	512	A
80	A6	542	A
80	A6	543	C
80	A6	555	A
80	A6	557	G
80	A6	558	U
80	A6	647	G
80	A6	651	G
80	A6	678	A
80	A6	681	U
80	A6	695	U

Continued on next page...

Continued from previous page...

Mol	Chain	Res	Type
80	A6	697	C
80	A6	717	C
80	A6	755	A
80	A6	811	A
80	A6	815	G
80	A6	829	A
80	A6	834	G
80	A6	1051	G
80	A6	1058	U
80	A6	1081	A
80	A6	1097	U
80	A6	1098	U
80	A6	1196	A
80	A6	1227	A
80	A6	1238	A
80	A6	1244	A
80	A6	1255	G
80	A6	1344	A
80	A6	1481	C
80	A6	1490	C
80	A6	1491	U
80	A6	1535	U
80	A6	1568	C
80	A6	1572	G
80	A6	1573	A
80	A6	1615	C
80	A6	1620	C
80	A6	1637	C
80	A6	1657	U
36	A5	43	A
36	A5	65	A
36	A5	93	C
36	A5	151	A
36	A5	169	U
36	A5	183	G
36	A5	217	U
36	A5	238	A
36	A5	282	G
36	A5	397	A
36	A5	436	A
36	A5	438	A
36	A5	439	C

Continued on next page...

Continued from previous page...

Mol	Chain	Res	Type
36	A5	545	U
36	A5	546	C
36	A5	588	G
36	A5	611	A
36	A5	619	A
36	A5	647	A
36	A5	705	A
36	A5	715	A
36	A5	719	U
36	A5	726	G
36	A5	735	A
36	A5	765	C
36	A5	786	A
36	A5	816	A
36	A5	873	C
36	A5	896	A
36	A5	908	G
36	A5	916	G
36	A5	937	G
36	A5	979	U
36	A5	993	G
36	A5	1027	A
36	A5	1033	U
36	A5	1064	A
36	A5	1081	U
36	A5	1085	A
36	A5	1094	U
36	A5	1152	G
36	A5	1181	U
36	A5	1192	C
36	A5	1222	G
36	A5	1236	G
36	A5	1238	C
36	A5	1239	C
36	A5	1241	U
36	A5	1284	C
36	A5	1307	G
36	A5	1317	A
36	A5	1329	U
36	A5	1331	U
36	A5	1352	A
36	A5	1355	A

Continued on next page...

Continued from previous page...

Mol	Chain	Res	Type
36	A5	1434	G
36	A5	1481	A
36	A5	1507	G
36	A5	1514	G
36	A5	1554	U
36	A5	1560	G
36	A5	1568	U
36	A5	1574	C
36	A5	1580	A
36	A5	1589	A
36	A5	1607	U
36	A5	1716	U
36	A5	1724	U
36	A5	1815	U
36	A5	1816	A
36	A5	1817	G
36	A5	1819	U
36	A5	1841	A
36	A5	1842	A
36	A5	1849	C
36	A5	1878	G
36	A5	1879	A
36	A5	2101	C
36	A5	2112	U
36	A5	2116	G
36	A5	2204	C
36	A5	2209	U
36	A5	2249	G
36	A5	2255	A
36	A5	2257	C
36	A5	2372	A
36	A5	2374	C
36	A5	2440	G
36	A5	2507	C
36	A5	2513	U
36	A5	2531	C
36	A5	2537	U
36	A5	2539	C
36	A5	2583	C
36	A5	2585	G
36	A5	2593	A
36	A5	2662	G

Continued on next page...

Continued from previous page...

Mol	Chain	Res	Type
36	A5	2682	C
36	A5	2689	A
36	A5	2714	G
36	A5	2728	G
36	A5	2752	U
36	A5	2772	C
36	A5	2777	G
36	A5	2801	A
36	A5	2817	A
36	A5	2818	U
36	A5	2887	A
36	A5	2896	A
36	A5	2970	C
36	A5	2971	A
36	A5	2996	U
36	A5	3056	U
36	A5	3078	U
36	A5	3154	C
36	A5	3155	U
36	A5	3167	A
36	A5	3195	U
36	A5	3218	A
36	A5	3228	C
36	A5	3259	U
36	A5	3269	U
36	A5	3275	U
36	A5	3289	G
36	A5	3317	U
36	A5	3330	A
36	A5	3340	G
36	A5	3341	U
36	A5	3357	U
38	A8	111	A
38	A8	126	A
38	A8	156	U

5.4 Non-standard residues in protein, DNA, RNA chains ⓘ

There are no non-standard protein/DNA/RNA residues in this entry.

5.5 Carbohydrates

There are no carbohydrates in this entry.

5.6 Ligand geometry

Of 3566 ligands modelled in this entry, 2221 are monoatomic - leaving 1345 for Mogul analysis.

In the following table, the Counts columns list the number of bonds (or angles) for which Mogul statistics could be retrieved, the number of bonds (or angles) that are observed in the model and the number of bonds (or angles) that are defined in the chemical component dictionary. The Link column lists molecule types, if any, to which the group is linked. The Z score for a bond length (or angle) is the number of standard deviations the observed value is removed from the expected value. A bond length (or angle) with $|Z| > 2$ is considered an outlier worth inspection. RMSZ is the root-mean-square of all Z scores of the bond lengths (or angles).

Mol	Type	Chain	Res	Link	Bond lengths			Bond angles		
					Counts	RMSZ	$\# Z > 2$	Counts	RMSZ	$\# Z > 2$
86	OHX	A1	3401	-	0,6,6	0.00	-	0,15,15	0.00	-
86	OHX	A1	3402	-	0,6,6	0.00	-	0,15,15	0.00	-
86	OHX	A1	3403	-	0,6,6	0.00	-	0,15,15	0.00	-
86	OHX	A1	3407	-	0,6,6	0.00	-	0,15,15	0.00	-
86	OHX	A1	3408	-	0,6,6	0.00	-	0,15,15	0.00	-
86	OHX	A1	3409	-	0,6,6	0.00	-	0,15,15	0.00	-
86	OHX	A1	3410	-	0,6,6	0.00	-	0,15,15	0.00	-
86	OHX	A1	3411	-	0,6,6	0.00	-	0,15,15	0.00	-
86	OHX	A1	3412	-	0,6,6	0.00	-	0,15,15	0.00	-
86	OHX	A1	3413	-	0,6,6	0.00	-	0,15,15	0.00	-
86	OHX	A1	3414	-	0,6,6	0.00	-	0,15,15	0.00	-
86	OHX	A1	3415	-	0,6,6	0.00	-	0,15,15	0.00	-
86	OHX	A1	3416	-	0,6,6	0.00	-	0,15,15	0.00	-
86	OHX	A1	3417	-	0,6,6	0.00	-	0,15,15	0.00	-
86	OHX	A1	3418	-	0,6,6	0.00	-	0,15,15	0.00	-
86	OHX	A1	3419	-	0,6,6	0.00	-	0,15,15	0.00	-
86	OHX	A1	3420	-	0,6,6	0.00	-	0,15,15	0.00	-
86	OHX	A1	3421	-	0,6,6	0.00	-	0,15,15	0.00	-
86	OHX	A1	3422	-	0,6,6	0.00	-	0,15,15	0.00	-
86	OHX	A1	3423	-	0,6,6	0.00	-	0,15,15	0.00	-
86	OHX	A1	3424	-	0,6,6	0.00	-	0,15,15	0.00	-
86	OHX	A1	3425	-	0,6,6	0.00	-	0,15,15	0.00	-
86	OHX	A1	3426	-	0,6,6	0.00	-	0,15,15	0.00	-
86	OHX	A1	3427	-	0,6,6	0.00	-	0,15,15	0.00	-
86	OHX	A1	3428	-	0,6,6	0.00	-	0,15,15	0.00	-
86	OHX	A1	3429	-	0,6,6	0.00	-	0,15,15	0.00	-
86	OHX	A1	3430	-	0,6,6	0.00	-	0,15,15	0.00	-

Mol	Type	Chain	Res	Link	Bond lengths			Bond angles		
					Counts	RMSZ	# Z > 2	Counts	RMSZ	# Z > 2
86	OHX	A1	3431	-	0,6,6	0.00	-	0,15,15	0.00	-
86	OHX	A1	3432	-	0,6,6	0.00	-	0,15,15	0.00	-
86	OHX	A1	3433	-	0,6,6	0.00	-	0,15,15	0.00	-
86	OHX	A1	3434	-	0,6,6	0.00	-	0,15,15	0.00	-
86	OHX	A1	3435	-	0,6,6	0.00	-	0,15,15	0.00	-
86	OHX	A1	3436	-	0,6,6	0.00	-	0,15,15	0.00	-
86	OHX	A1	3437	-	0,6,6	0.00	-	0,15,15	0.00	-
86	OHX	A1	3438	86	0,6,6	0.00	-	0,15,15	0.00	-
86	OHX	A1	3439	86	0,6,6	0.00	-	0,15,15	0.00	-
86	OHX	A1	3440	-	0,6,6	0.00	-	0,15,15	0.00	-
86	OHX	A1	3441	-	0,6,6	0.00	-	0,15,15	0.00	-
86	OHX	A1	3442	-	0,6,6	0.00	-	0,15,15	0.00	-
86	OHX	A1	3443	-	0,6,6	0.00	-	0,15,15	0.00	-
86	OHX	A1	3444	-	0,6,6	0.00	-	0,15,15	0.00	-
86	OHX	A1	3445	-	0,6,6	0.00	-	0,15,15	0.00	-
86	OHX	A1	3446	-	0,6,6	0.00	-	0,15,15	0.00	-
86	OHX	A1	3447	-	0,6,6	0.00	-	0,15,15	0.00	-
86	OHX	A1	3448	-	0,6,6	0.00	-	0,15,15	0.00	-
86	OHX	A1	3449	-	0,6,6	0.00	-	0,15,15	0.00	-
86	OHX	A1	3450	-	0,6,6	0.00	-	0,15,15	0.00	-
86	OHX	A1	3451	-	0,6,6	0.00	-	0,15,15	0.00	-
86	OHX	A1	3452	-	0,6,6	0.00	-	0,15,15	0.00	-
86	OHX	A1	3453	-	0,6,6	0.00	-	0,15,15	0.00	-
86	OHX	A1	3454	-	0,6,6	0.00	-	0,15,15	0.00	-
86	OHX	A1	3455	-	0,6,6	0.00	-	0,15,15	0.00	-
86	OHX	A1	3456	-	0,6,6	0.00	-	0,15,15	0.00	-
86	OHX	A1	3457	-	0,6,6	0.00	-	0,15,15	0.00	-
86	OHX	A1	3458	-	0,6,6	0.00	-	0,15,15	0.00	-
86	OHX	A1	3459	-	0,6,6	0.00	-	0,15,15	0.00	-
86	OHX	A1	3460	-	0,6,6	0.00	-	0,15,15	0.00	-
86	OHX	A1	3461	-	0,6,6	0.00	-	0,15,15	0.00	-
86	OHX	A1	3462	-	0,6,6	0.00	-	0,15,15	0.00	-
86	OHX	A1	3463	-	0,6,6	0.00	-	0,15,15	0.00	-
86	OHX	A1	3464	-	0,6,6	0.00	-	0,15,15	0.00	-
86	OHX	A1	3465	-	0,6,6	0.00	-	0,15,15	0.00	-
86	OHX	A1	3466	-	0,6,6	0.00	-	0,15,15	0.00	-
86	OHX	A1	3467	-	0,6,6	0.00	-	0,15,15	0.00	-
86	OHX	A1	3468	-	0,6,6	0.00	-	0,15,15	0.00	-
86	OHX	A1	3469	-	0,6,6	0.00	-	0,15,15	0.00	-
86	OHX	A1	3470	-	0,6,6	0.00	-	0,15,15	0.00	-
86	OHX	A1	3471	-	0,6,6	0.00	-	0,15,15	0.00	-
86	OHX	A1	3472	-	0,6,6	0.00	-	0,15,15	0.00	-
86	OHX	A1	3473	-	0,6,6	0.00	-	0,15,15	0.00	-

Mol	Type	Chain	Res	Link	Bond lengths			Bond angles		
					Counts	RMSZ	# Z > 2	Counts	RMSZ	# Z > 2
86	OHX	A1	3474	-	0,6,6	0.00	-	0,15,15	0.00	-
86	OHX	A1	3475	-	0,6,6	0.00	-	0,15,15	0.00	-
86	OHX	A1	3476	-	0,6,6	0.00	-	0,15,15	0.00	-
86	OHX	A1	3477	-	0,6,6	0.00	-	0,15,15	0.00	-
86	OHX	A1	3478	-	0,6,6	0.00	-	0,15,15	0.00	-
86	OHX	A1	3479	-	0,6,6	0.00	-	0,15,15	0.00	-
86	OHX	A1	3480	-	0,6,6	0.00	-	0,15,15	0.00	-
86	OHX	A1	3481	-	0,6,6	0.00	-	0,15,15	0.00	-
86	OHX	A1	3482	-	0,6,6	0.00	-	0,15,15	0.00	-
86	OHX	A1	3483	-	0,6,6	0.00	-	0,15,15	0.00	-
86	OHX	A1	3484	-	0,6,6	0.00	-	0,15,15	0.00	-
86	OHX	A1	3485	-	0,6,6	0.00	-	0,15,15	0.00	-
86	OHX	A1	3486	-	0,6,6	0.00	-	0,15,15	0.00	-
86	OHX	A1	3487	-	0,6,6	0.00	-	0,15,15	0.00	-
86	OHX	A1	3488	-	0,6,6	0.00	-	0,15,15	0.00	-
86	OHX	A1	3489	-	0,6,6	0.00	-	0,15,15	0.00	-
86	OHX	A1	3490	-	0,6,6	0.00	-	0,15,15	0.00	-
86	OHX	A1	3491	-	0,6,6	0.00	-	0,15,15	0.00	-
86	OHX	A1	3492	-	0,6,6	0.00	-	0,15,15	0.00	-
86	OHX	A1	3493	-	0,6,6	0.00	-	0,15,15	0.00	-
86	OHX	A1	3494	-	0,6,6	0.00	-	0,15,15	0.00	-
86	OHX	A1	3495	-	0,6,6	0.00	-	0,15,15	0.00	-
86	OHX	A1	3496	-	0,6,6	0.00	-	0,15,15	0.00	-
86	OHX	A1	3497	-	0,6,6	0.00	-	0,15,15	0.00	-
86	OHX	A1	3498	-	0,6,6	0.00	-	0,15,15	0.00	-
86	OHX	A1	3499	-	0,6,6	0.00	-	0,15,15	0.00	-
86	OHX	A1	3500	-	0,6,6	0.00	-	0,15,15	0.00	-
86	OHX	A1	3501	-	0,6,6	0.00	-	0,15,15	0.00	-
86	OHX	A1	3502	-	0,6,6	0.00	-	0,15,15	0.00	-
86	OHX	A1	3503	-	0,6,6	0.00	-	0,15,15	0.00	-
86	OHX	A1	3504	-	0,6,6	0.00	-	0,15,15	0.00	-
86	OHX	A1	3505	-	0,6,6	0.00	-	0,15,15	0.00	-
86	OHX	A1	3506	-	0,6,6	0.00	-	0,15,15	0.00	-
86	OHX	A1	3507	-	0,6,6	0.00	-	0,15,15	0.00	-
86	OHX	A1	3508	-	0,6,6	0.00	-	0,15,15	0.00	-
86	OHX	A1	3509	-	0,6,6	0.00	-	0,15,15	0.00	-
86	OHX	A1	3510	-	0,6,6	0.00	-	0,15,15	0.00	-
86	OHX	A1	3511	-	0,6,6	0.00	-	0,15,15	0.00	-
86	OHX	A1	3512	-	0,6,6	0.00	-	0,15,15	0.00	-
86	OHX	A1	3513	-	0,6,6	0.00	-	0,15,15	0.00	-
86	OHX	A1	3514	-	0,6,6	0.00	-	0,15,15	0.00	-
86	OHX	A1	3515	-	0,6,6	0.00	-	0,15,15	0.00	-
86	OHX	A1	3516	-	0,6,6	0.00	-	0,15,15	0.00	-

Mol	Type	Chain	Res	Link	Bond lengths			Bond angles		
					Counts	RMSZ	# Z > 2	Counts	RMSZ	# Z > 2
86	OHX	A1	3517	-	0,6,6	0.00	-	0,15,15	0.00	-
86	OHX	A1	3518	-	0,6,6	0.00	-	0,15,15	0.00	-
86	OHX	A1	3519	-	0,6,6	0.00	-	0,15,15	0.00	-
86	OHX	A1	3520	-	0,6,6	0.00	-	0,15,15	0.00	-
86	OHX	A1	3521	86	0,6,6	0.00	-	0,15,15	0.00	-
86	OHX	A1	3522	-	0,6,6	0.00	-	0,15,15	0.00	-
86	OHX	A1	3523	-	0,6,6	0.00	-	0,15,15	0.00	-
86	OHX	A1	3524	-	0,6,6	0.00	-	0,15,15	0.00	-
86	OHX	A1	3525	-	0,6,6	0.00	-	0,15,15	0.00	-
86	OHX	A1	3526	-	0,6,6	0.00	-	0,15,15	0.00	-
86	OHX	A1	3527	-	0,6,6	0.00	-	0,15,15	0.00	-
86	OHX	A1	3528	-	0,6,6	0.00	-	0,15,15	0.00	-
86	OHX	A1	3529	-	0,6,6	0.00	-	0,15,15	0.00	-
86	OHX	A1	3530	-	0,6,6	0.00	-	0,15,15	0.00	-
86	OHX	A1	3531	-	0,6,6	0.00	-	0,15,15	0.00	-
86	OHX	A1	3532	-	0,6,6	0.00	-	0,15,15	0.00	-
86	OHX	A1	3533	-	0,6,6	0.00	-	0,15,15	0.00	-
86	OHX	A1	3534	-	0,6,6	0.00	-	0,15,15	0.00	-
86	OHX	A1	3535	-	0,6,6	0.00	-	0,15,15	0.00	-
86	OHX	A1	3536	-	0,6,6	0.00	-	0,15,15	0.00	-
86	OHX	A1	3537	-	0,6,6	0.00	-	0,15,15	0.00	-
86	OHX	A1	3538	-	0,6,6	0.00	-	0,15,15	0.00	-
86	OHX	A1	3539	-	0,6,6	0.00	-	0,15,15	0.00	-
86	OHX	A1	3540	-	0,6,6	0.00	-	0,15,15	0.00	-
86	OHX	A1	3541	-	0,6,6	0.00	-	0,15,15	0.00	-
86	OHX	A1	3542	-	0,6,6	0.00	-	0,15,15	0.00	-
86	OHX	A1	3543	-	0,6,6	0.00	-	0,15,15	0.00	-
86	OHX	A1	3544	-	0,6,6	0.00	-	0,15,15	0.00	-
86	OHX	A1	3545	-	0,6,6	0.00	-	0,15,15	0.00	-
86	OHX	A1	3546	-	0,6,6	0.00	-	0,15,15	0.00	-
86	OHX	A1	3547	-	0,6,6	0.00	-	0,15,15	0.00	-
86	OHX	A1	3548	-	0,6,6	0.00	-	0,15,15	0.00	-
86	OHX	A1	3549	-	0,6,6	0.00	-	0,15,15	0.00	-
86	OHX	A1	3550	-	0,6,6	0.00	-	0,15,15	0.00	-
86	OHX	A1	3551	-	0,6,6	0.00	-	0,15,15	0.00	-
86	OHX	A1	3552	-	0,6,6	0.00	-	0,15,15	0.00	-
86	OHX	A1	3553	-	0,6,6	0.00	-	0,15,15	0.00	-
86	OHX	A1	3554	-	0,6,6	0.00	-	0,15,15	0.00	-
86	OHX	A1	3555	-	0,6,6	0.00	-	0,15,15	0.00	-
86	OHX	A1	3556	-	0,6,6	0.00	-	0,15,15	0.00	-
86	OHX	A1	3557	-	0,6,6	0.00	-	0,15,15	0.00	-
86	OHX	A1	3558	-	0,6,6	0.00	-	0,15,15	0.00	-
86	OHX	A1	3559	-	0,6,6	0.00	-	0,15,15	0.00	-

Mol	Type	Chain	Res	Link	Bond lengths			Bond angles		
					Counts	RMSZ	# Z > 2	Counts	RMSZ	# Z > 2
86	OHX	A1	3560	-	0,6,6	0.00	-	0,15,15	0.00	-
86	OHX	A1	3561	-	0,6,6	0.00	-	0,15,15	0.00	-
86	OHX	A1	3562	-	0,6,6	0.00	-	0,15,15	0.00	-
86	OHX	A1	3563	-	0,6,6	0.00	-	0,15,15	0.00	-
86	OHX	A1	3564	-	0,6,6	0.00	-	0,15,15	0.00	-
86	OHX	A1	3565	-	0,6,6	0.00	-	0,15,15	0.00	-
86	OHX	A1	3566	-	0,6,6	0.00	-	0,15,15	0.00	-
86	OHX	A1	3567	-	0,6,6	0.00	-	0,15,15	0.00	-
86	OHX	A1	3568	-	0,6,6	0.00	-	0,15,15	0.00	-
86	OHX	A1	3569	-	0,6,6	0.00	-	0,15,15	0.00	-
86	OHX	A1	3570	-	0,6,6	0.00	-	0,15,15	0.00	-
86	OHX	A1	3571	-	0,6,6	0.00	-	0,15,15	0.00	-
86	OHX	A1	3572	-	0,6,6	0.00	-	0,15,15	0.00	-
86	OHX	A1	3573	-	0,6,6	0.00	-	0,15,15	0.00	-
86	OHX	A1	3574	-	0,6,6	0.00	-	0,15,15	0.00	-
86	OHX	A1	3575	-	0,6,6	0.00	-	0,15,15	0.00	-
86	OHX	A1	3576	-	0,6,6	0.00	-	0,15,15	0.00	-
86	OHX	A1	3577	-	0,6,6	0.00	-	0,15,15	0.00	-
86	OHX	A1	3578	-	0,6,6	0.00	-	0,15,15	0.00	-
86	OHX	A1	3579	-	0,6,6	0.00	-	0,15,15	0.00	-
86	OHX	A1	3580	-	0,6,6	0.00	-	0,15,15	0.00	-
86	OHX	A1	3581	-	0,6,6	0.00	-	0,15,15	0.00	-
86	OHX	A1	3582	-	0,6,6	0.00	-	0,15,15	0.00	-
86	OHX	A1	3583	-	0,6,6	0.00	-	0,15,15	0.00	-
86	OHX	A1	3584	-	0,6,6	0.00	-	0,15,15	0.00	-
86	OHX	A1	3585	-	0,6,6	0.00	-	0,15,15	0.00	-
86	OHX	A1	3586	-	0,6,6	0.00	-	0,15,15	0.00	-
86	OHX	A1	3587	-	0,6,6	0.00	-	0,15,15	0.00	-
86	OHX	A1	3588	-	0,6,6	0.00	-	0,15,15	0.00	-
86	OHX	A1	3589	-	0,6,6	0.00	-	0,15,15	0.00	-
86	OHX	A1	3590	-	0,6,6	0.00	-	0,15,15	0.00	-
86	OHX	A1	3591	-	0,6,6	0.00	-	0,15,15	0.00	-
86	OHX	A1	3592	-	0,6,6	0.00	-	0,15,15	0.00	-
86	OHX	A1	3593	-	0,6,6	0.00	-	0,15,15	0.00	-
86	OHX	A1	3594	-	0,6,6	0.00	-	0,15,15	0.00	-
86	OHX	A1	3595	-	0,6,6	0.00	-	0,15,15	0.00	-
86	OHX	A1	3596	-	0,6,6	0.00	-	0,15,15	0.00	-
86	OHX	A1	3597	-	0,6,6	0.00	-	0,15,15	0.00	-
86	OHX	A1	3598	-	0,6,6	0.00	-	0,15,15	0.00	-
86	OHX	A1	3599	-	0,6,6	0.00	-	0,15,15	0.00	-
86	OHX	A1	3600	-	0,6,6	0.00	-	0,15,15	0.00	-
86	OHX	A1	3601	-	0,6,6	0.00	-	0,15,15	0.00	-
86	OHX	A1	3602	-	0,6,6	0.00	-	0,15,15	0.00	-

Mol	Type	Chain	Res	Link	Bond lengths			Bond angles		
					Counts	RMSZ	# Z > 2	Counts	RMSZ	# Z > 2
86	OHX	A1	3603	-	0,6,6	0.00	-	0,15,15	0.00	-
86	OHX	A1	3604	-	0,6,6	0.00	-	0,15,15	0.00	-
86	OHX	A1	3605	-	0,6,6	0.00	-	0,15,15	0.00	-
86	OHX	A1	3606	-	0,6,6	0.00	-	0,15,15	0.00	-
86	OHX	A1	3607	-	0,6,6	0.00	-	0,15,15	0.00	-
86	OHX	A1	3608	-	0,6,6	0.00	-	0,15,15	0.00	-
86	OHX	A1	3609	-	0,6,6	0.00	-	0,15,15	0.00	-
86	OHX	A1	3610	-	0,6,6	0.00	-	0,15,15	0.00	-
86	OHX	A1	3611	-	0,6,6	0.00	-	0,15,15	0.00	-
86	OHX	A1	3612	-	0,6,6	0.00	-	0,15,15	0.00	-
86	OHX	A1	3613	-	0,6,6	0.00	-	0,15,15	0.00	-
86	OHX	A1	3614	-	0,6,6	0.00	-	0,15,15	0.00	-
86	OHX	A1	3615	-	0,6,6	0.00	-	0,15,15	0.00	-
86	OHX	A1	3616	-	0,6,6	0.00	-	0,15,15	0.00	-
86	OHX	A1	3617	-	0,6,6	0.00	-	0,15,15	0.00	-
86	OHX	A1	3618	-	0,6,6	0.00	-	0,15,15	0.00	-
86	OHX	A1	3619	-	0,6,6	0.00	-	0,15,15	0.00	-
86	OHX	A1	3620	-	0,6,6	0.00	-	0,15,15	0.00	-
86	OHX	A1	3621	-	0,6,6	0.00	-	0,15,15	0.00	-
86	OHX	A1	3622	-	0,6,6	0.00	-	0,15,15	0.00	-
86	OHX	A1	3623	-	0,6,6	0.00	-	0,15,15	0.00	-
86	OHX	A1	3624	-	0,6,6	0.00	-	0,15,15	0.00	-
86	OHX	A1	3625	-	0,6,6	0.00	-	0,15,15	0.00	-
86	OHX	A1	3626	-	0,6,6	0.00	-	0,15,15	0.00	-
86	OHX	A1	3627	-	0,6,6	0.00	-	0,15,15	0.00	-
86	OHX	A1	3628	-	0,6,6	0.00	-	0,15,15	0.00	-
86	OHX	A1	3629	-	0,6,6	0.00	-	0,15,15	0.00	-
86	OHX	A1	3630	-	0,6,6	0.00	-	0,15,15	0.00	-
86	OHX	A1	3631	-	0,6,6	0.00	-	0,15,15	0.00	-
86	OHX	A1	3632	-	0,6,6	0.00	-	0,15,15	0.00	-
86	OHX	A1	3633	-	0,6,6	0.00	-	0,15,15	0.00	-
86	OHX	A1	3634	-	0,6,6	0.00	-	0,15,15	0.00	-
86	OHX	A1	3635	-	0,6,6	0.00	-	0,15,15	0.00	-
86	OHX	A1	3636	-	0,6,6	0.00	-	0,15,15	0.00	-
86	OHX	A1	3637	-	0,6,6	0.00	-	0,15,15	0.00	-
86	OHX	A1	3638	-	0,6,6	0.00	-	0,15,15	0.00	-
86	OHX	A1	3639	-	0,6,6	0.00	-	0,15,15	0.00	-
86	OHX	A1	3640	-	0,6,6	0.00	-	0,15,15	0.00	-
86	OHX	A1	3641	-	0,6,6	0.00	-	0,15,15	0.00	-
86	OHX	A1	3642	-	0,6,6	0.00	-	0,15,15	0.00	-
86	OHX	A1	3643	-	0,6,6	0.00	-	0,15,15	0.00	-
86	OHX	A1	3644	-	0,6,6	0.00	-	0,15,15	0.00	-
86	OHX	A1	3645	-	0,6,6	0.00	-	0,15,15	0.00	-

Mol	Type	Chain	Res	Link	Bond lengths			Bond angles		
					Counts	RMSZ	# Z > 2	Counts	RMSZ	# Z > 2
86	OHX	A1	3646	-	0,6,6	0.00	-	0,15,15	0.00	-
86	OHX	A1	3647	-	0,6,6	0.00	-	0,15,15	0.00	-
86	OHX	A1	3648	-	0,6,6	0.00	-	0,15,15	0.00	-
86	OHX	A1	3649	-	0,6,6	0.00	-	0,15,15	0.00	-
86	OHX	A1	3650	-	0,6,6	0.00	-	0,15,15	0.00	-
86	OHX	A1	3651	-	0,6,6	0.00	-	0,15,15	0.00	-
86	OHX	A1	3652	-	0,6,6	0.00	-	0,15,15	0.00	-
86	OHX	A1	3653	-	0,6,6	0.00	-	0,15,15	0.00	-
86	OHX	A1	3654	-	0,6,6	0.00	-	0,15,15	0.00	-
86	OHX	A1	3655	-	0,6,6	0.00	-	0,15,15	0.00	-
86	OHX	A1	3656	-	0,6,6	0.00	-	0,15,15	0.00	-
86	OHX	A1	3657	-	0,6,6	0.00	-	0,15,15	0.00	-
86	OHX	A1	3658	-	0,6,6	0.00	-	0,15,15	0.00	-
86	OHX	A1	3659	-	0,6,6	0.00	-	0,15,15	0.00	-
86	OHX	A1	3660	-	0,6,6	0.00	-	0,15,15	0.00	-
86	OHX	A1	3661	-	0,6,6	0.00	-	0,15,15	0.00	-
86	OHX	A1	3662	-	0,6,6	0.00	-	0,15,15	0.00	-
86	OHX	A1	3663	-	0,6,6	0.00	-	0,15,15	0.00	-
86	OHX	A1	3664	-	0,6,6	0.00	-	0,15,15	0.00	-
86	OHX	A1	3665	-	0,6,6	0.00	-	0,15,15	0.00	-
86	OHX	A1	3666	-	0,6,6	0.00	-	0,15,15	0.00	-
86	OHX	A1	3667	-	0,6,6	0.00	-	0,15,15	0.00	-
86	OHX	A1	3668	-	0,6,6	0.00	-	0,15,15	0.00	-
86	OHX	A1	3669	-	0,6,6	0.00	-	0,15,15	0.00	-
86	OHX	A1	3670	-	0,6,6	0.00	-	0,15,15	0.00	-
86	OHX	A1	3671	-	0,6,6	0.00	-	0,15,15	0.00	-
86	OHX	A1	3672	-	0,6,6	0.00	-	0,15,15	0.00	-
86	OHX	A1	3673	-	0,6,6	0.00	-	0,15,15	0.00	-
86	OHX	A1	3674	-	0,6,6	0.00	-	0,15,15	0.00	-
86	OHX	A1	3675	-	0,6,6	0.00	-	0,15,15	0.00	-
86	OHX	A1	3676	-	0,6,6	0.00	-	0,15,15	0.00	-
86	OHX	A1	3677	-	0,6,6	0.00	-	0,15,15	0.00	-
86	OHX	A1	3678	-	0,6,6	0.00	-	0,15,15	0.00	-
86	OHX	A1	3679	-	0,6,6	0.00	-	0,15,15	0.00	-
86	OHX	A1	3680	-	0,6,6	0.00	-	0,15,15	0.00	-
86	OHX	A1	3681	-	0,6,6	0.00	-	0,15,15	0.00	-
86	OHX	A1	3682	-	0,6,6	0.00	-	0,15,15	0.00	-
86	OHX	A1	3683	-	0,6,6	0.00	-	0,15,15	0.00	-
86	OHX	A1	3684	-	0,6,6	0.00	-	0,15,15	0.00	-
86	OHX	A1	3685	-	0,6,6	0.00	-	0,15,15	0.00	-
86	OHX	A1	3686	-	0,6,6	0.00	-	0,15,15	0.00	-
86	OHX	A1	3687	-	0,6,6	0.00	-	0,15,15	0.00	-
86	OHX	A1	3688	-	0,6,6	0.00	-	0,15,15	0.00	-

Mol	Type	Chain	Res	Link	Bond lengths			Bond angles		
					Counts	RMSZ	# Z > 2	Counts	RMSZ	# Z > 2
86	OHX	A1	3689	-	0,6,6	0.00	-	0,15,15	0.00	-
86	OHX	A1	3690	-	0,6,6	0.00	-	0,15,15	0.00	-
86	OHX	A1	3691	-	0,6,6	0.00	-	0,15,15	0.00	-
86	OHX	A1	3692	-	0,6,6	0.00	-	0,15,15	0.00	-
86	OHX	A1	3693	-	0,6,6	0.00	-	0,15,15	0.00	-
86	OHX	A1	3694	-	0,6,6	0.00	-	0,15,15	0.00	-
86	OHX	A1	3695	-	0,6,6	0.00	-	0,15,15	0.00	-
86	OHX	A1	3696	-	0,6,6	0.00	-	0,15,15	0.00	-
86	OHX	A1	3697	-	0,6,6	0.00	-	0,15,15	0.00	-
86	OHX	A1	3698	-	0,6,6	0.00	-	0,15,15	0.00	-
86	OHX	A1	3699	-	0,6,6	0.00	-	0,15,15	0.00	-
86	OHX	A1	3700	-	0,6,6	0.00	-	0,15,15	0.00	-
86	OHX	A1	3701	-	0,6,6	0.00	-	0,15,15	0.00	-
86	OHX	A1	3702	-	0,6,6	0.00	-	0,15,15	0.00	-
86	OHX	A1	3703	-	0,6,6	0.00	-	0,15,15	0.00	-
86	OHX	A1	3704	-	0,6,6	0.00	-	0,15,15	0.00	-
86	OHX	A1	3705	-	0,6,6	0.00	-	0,15,15	0.00	-
86	OHX	A1	3706	-	0,6,6	0.00	-	0,15,15	0.00	-
86	OHX	A1	3707	-	0,6,6	0.00	-	0,15,15	0.00	-
86	OHX	A1	3708	-	0,6,6	0.00	-	0,15,15	0.00	-
86	OHX	A1	3709	-	0,6,6	0.00	-	0,15,15	0.00	-
86	OHX	A1	3710	-	0,6,6	0.00	-	0,15,15	0.00	-
86	OHX	A1	3711	-	0,6,6	0.00	-	0,15,15	0.00	-
86	OHX	A1	3712	-	0,6,6	0.00	-	0,15,15	0.00	-
86	OHX	A1	3713	-	0,6,6	0.00	-	0,15,15	0.00	-
86	OHX	A1	3714	-	0,6,6	0.00	-	0,15,15	0.00	-
86	OHX	A1	3715	-	0,6,6	0.00	-	0,15,15	0.00	-
86	OHX	A1	3716	-	0,6,6	0.00	-	0,15,15	0.00	-
86	OHX	A1	3717	-	0,6,6	0.00	-	0,15,15	0.00	-
86	OHX	A1	3718	-	0,6,6	0.00	-	0,15,15	0.00	-
86	OHX	A1	3719	-	0,6,6	0.00	-	0,15,15	0.00	-
86	OHX	A1	3720	-	0,6,6	0.00	-	0,15,15	0.00	-
86	OHX	A1	3721	-	0,6,6	0.00	-	0,15,15	0.00	-
86	OHX	A1	3722	-	0,6,6	0.00	-	0,15,15	0.00	-
86	OHX	A1	3723	-	0,6,6	0.00	-	0,15,15	0.00	-
86	OHX	A1	3724	-	0,6,6	0.00	-	0,15,15	0.00	-
86	OHX	A1	3725	-	0,6,6	0.00	-	0,15,15	0.00	-
86	OHX	A1	3726	-	0,6,6	0.00	-	0,15,15	0.00	-
86	OHX	A1	3727	-	0,6,6	0.00	-	0,15,15	0.00	-
86	OHX	A1	3728	-	0,6,6	0.00	-	0,15,15	0.00	-
86	OHX	A1	3729	-	0,6,6	0.00	-	0,15,15	0.00	-
86	OHX	A1	3730	-	0,6,6	0.00	-	0,15,15	0.00	-
86	OHX	A1	3731	-	0,6,6	0.00	-	0,15,15	0.00	-

Mol	Type	Chain	Res	Link	Bond lengths			Bond angles		
					Counts	RMSZ	# Z > 2	Counts	RMSZ	# Z > 2
86	OHX	A1	3732	-	0,6,6	0.00	-	0,15,15	0.00	-
86	OHX	A1	3733	-	0,6,6	0.00	-	0,15,15	0.00	-
86	OHX	A1	3734	-	0,6,6	0.00	-	0,15,15	0.00	-
86	OHX	A1	3735	-	0,6,6	0.00	-	0,15,15	0.00	-
86	OHX	A1	3736	-	0,6,6	0.00	-	0,15,15	0.00	-
86	OHX	A1	3737	-	0,6,6	0.00	-	0,15,15	0.00	-
86	OHX	A1	3738	-	0,6,6	0.00	-	0,15,15	0.00	-
86	OHX	A1	3739	-	0,6,6	0.00	-	0,15,15	0.00	-
86	OHX	A1	3740	-	0,6,6	0.00	-	0,15,15	0.00	-
86	OHX	A1	3741	-	0,6,6	0.00	-	0,15,15	0.00	-
86	OHX	A1	3742	-	0,6,6	0.00	-	0,15,15	0.00	-
86	OHX	A1	3743	-	0,6,6	0.00	-	0,15,15	0.00	-
86	OHX	A1	3744	-	0,6,6	0.00	-	0,15,15	0.00	-
86	OHX	A1	3745	-	0,6,6	0.00	-	0,15,15	0.00	-
86	OHX	A1	3746	-	0,6,6	0.00	-	0,15,15	0.00	-
86	OHX	A1	3747	-	0,6,6	0.00	-	0,15,15	0.00	-
86	OHX	A1	3748	-	0,6,6	0.00	-	0,15,15	0.00	-
86	OHX	A1	3749	-	0,6,6	0.00	-	0,15,15	0.00	-
86	OHX	A1	3750	-	0,6,6	0.00	-	0,15,15	0.00	-
86	OHX	A1	3751	-	0,6,6	0.00	-	0,15,15	0.00	-
86	OHX	A1	3752	-	0,6,6	0.00	-	0,15,15	0.00	-
86	OHX	A1	3753	-	0,6,6	0.00	-	0,15,15	0.00	-
86	OHX	A1	3754	-	0,6,6	0.00	-	0,15,15	0.00	-
86	OHX	A1	3755	-	0,6,6	0.00	-	0,15,15	0.00	-
86	OHX	A1	3756	-	0,6,6	0.00	-	0,15,15	0.00	-
86	OHX	A1	3757	-	0,6,6	0.00	-	0,15,15	0.00	-
86	OHX	A1	3758	-	0,6,6	0.00	-	0,15,15	0.00	-
86	OHX	A1	3759	-	0,6,6	0.00	-	0,15,15	0.00	-
86	OHX	A1	3760	-	0,6,6	0.00	-	0,15,15	0.00	-
86	OHX	A1	3761	-	0,6,6	0.00	-	0,15,15	0.00	-
86	OHX	A1	3762	-	0,6,6	0.00	-	0,15,15	0.00	-
86	OHX	A1	3763	-	0,6,6	0.00	-	0,15,15	0.00	-
86	OHX	A1	3764	-	0,6,6	0.00	-	0,15,15	0.00	-
86	OHX	A1	3765	-	0,6,6	0.00	-	0,15,15	0.00	-
86	OHX	A1	3766	-	0,6,6	0.00	-	0,15,15	0.00	-
86	OHX	A1	3767	-	0,6,6	0.00	-	0,15,15	0.00	-
86	OHX	A1	3768	-	0,6,6	0.00	-	0,15,15	0.00	-
86	OHX	A1	3769	-	0,6,6	0.00	-	0,15,15	0.00	-
86	OHX	A1	3770	-	0,6,6	0.00	-	0,15,15	0.00	-
86	OHX	A1	3771	-	0,6,6	0.00	-	0,15,15	0.00	-
86	OHX	A1	3772	-	0,6,6	0.00	-	0,15,15	0.00	-
86	OHX	A1	3773	-	0,6,6	0.00	-	0,15,15	0.00	-
86	OHX	A1	3774	-	0,6,6	0.00	-	0,15,15	0.00	-

Mol	Type	Chain	Res	Link	Bond lengths			Bond angles		
					Counts	RMSZ	# Z > 2	Counts	RMSZ	# Z > 2
86	OHX	A1	3775	86	0,6,6	0.00	-	0,15,15	0.00	-
86	OHX	A1	3776	-	0,6,6	0.00	-	0,15,15	0.00	-
86	OHX	A1	3777	-	0,6,6	0.00	-	0,15,15	0.00	-
86	OHX	A1	3778	-	0,6,6	0.00	-	0,15,15	0.00	-
86	OHX	A1	3779	-	0,6,6	0.00	-	0,15,15	0.00	-
86	OHX	A1	3780	-	0,6,6	0.00	-	0,15,15	0.00	-
86	OHX	A1	3781	-	0,6,6	0.00	-	0,15,15	0.00	-
86	OHX	A1	3782	-	0,6,6	0.00	-	0,15,15	0.00	-
86	OHX	A1	3783	-	0,6,6	0.00	-	0,15,15	0.00	-
86	OHX	A1	3784	-	0,6,6	0.00	-	0,15,15	0.00	-
86	OHX	A1	3785	-	0,6,6	0.00	-	0,15,15	0.00	-
86	OHX	A1	3786	-	0,6,6	0.00	-	0,15,15	0.00	-
86	OHX	A1	3787	-	0,6,6	0.00	-	0,15,15	0.00	-
86	OHX	A1	3788	-	0,6,6	0.00	-	0,15,15	0.00	-
86	OHX	A1	3789	-	0,6,6	0.00	-	0,15,15	0.00	-
86	OHX	A1	3790	-	0,6,6	0.00	-	0,15,15	0.00	-
86	OHX	A1	3791	-	0,6,6	0.00	-	0,15,15	0.00	-
86	OHX	A1	3792	-	0,6,6	0.00	-	0,15,15	0.00	-
86	OHX	A1	3793	-	0,6,6	0.00	-	0,15,15	0.00	-
86	OHX	A1	3794	-	0,6,6	0.00	-	0,15,15	0.00	-
86	OHX	A1	3795	-	0,6,6	0.00	-	0,15,15	0.00	-
86	OHX	A1	3796	-	0,6,6	0.00	-	0,15,15	0.00	-
86	OHX	A1	3797	-	0,6,6	0.00	-	0,15,15	0.00	-
86	OHX	A1	3798	-	0,6,6	0.00	-	0,15,15	0.00	-
86	OHX	A1	3799	-	0,6,6	0.00	-	0,15,15	0.00	-
86	OHX	A1	3800	-	0,6,6	0.00	-	0,15,15	0.00	-
86	OHX	A1	3801	86	0,6,6	0.00	-	0,15,15	0.00	-
86	OHX	A1	3802	86,36	0,6,6	0.00	-	0,15,15	0.00	-
86	OHX	A1	3803	-	0,6,6	0.00	-	0,15,15	0.00	-
86	OHX	A1	3804	-	0,6,6	0.00	-	0,15,15	0.00	-
86	OHX	A1	3805	-	0,6,6	0.00	-	0,15,15	0.00	-
86	OHX	A1	3806	-	0,6,6	0.00	-	0,15,15	0.00	-
86	OHX	A1	3807	-	0,6,6	0.00	-	0,15,15	0.00	-
86	OHX	A1	3808	-	0,6,6	0.00	-	0,15,15	0.00	-
86	OHX	A1	3809	-	0,6,6	0.00	-	0,15,15	0.00	-
86	OHX	A1	3810	-	0,6,6	0.00	-	0,15,15	0.00	-
86	OHX	A1	3811	36	0,6,6	0.00	-	0,15,15	0.00	-
86	OHX	A1	3812	-	0,6,6	0.00	-	0,15,15	0.00	-
86	OHX	A1	3813	-	0,6,6	0.00	-	0,15,15	0.00	-
86	OHX	A1	3814	-	0,6,6	0.00	-	0,15,15	0.00	-
86	OHX	A1	3815	-	0,6,6	0.00	-	0,15,15	0.00	-
86	OHX	A1	3816	-	0,6,6	0.00	-	0,15,15	0.00	-
86	OHX	A2	1901	-	0,6,6	0.00	-	0,15,15	0.00	-

Mol	Type	Chain	Res	Link	Bond lengths			Bond angles		
					Counts	RMSZ	# Z > 2	Counts	RMSZ	# Z > 2
86	OHX	A2	1902	-	0,6,6	0.00	-	0,15,15	0.00	-
86	OHX	A2	1903	-	0,6,6	0.00	-	0,15,15	0.00	-
86	OHX	A2	1904	-	0,6,6	0.00	-	0,15,15	0.00	-
86	OHX	A2	1905	-	0,6,6	0.00	-	0,15,15	0.00	-
86	OHX	A2	1906	-	0,6,6	0.00	-	0,15,15	0.00	-
86	OHX	A2	1907	-	0,6,6	0.00	-	0,15,15	0.00	-
86	OHX	A2	1908	-	0,6,6	0.00	-	0,15,15	0.00	-
86	OHX	A2	1909	86	0,6,6	0.00	-	0,15,15	0.00	-
86	OHX	A2	1910	-	0,6,6	0.00	-	0,15,15	0.00	-
86	OHX	A2	1911	-	0,6,6	0.00	-	0,15,15	0.00	-
86	OHX	A2	1912	-	0,6,6	0.00	-	0,15,15	0.00	-
86	OHX	A2	1913	-	0,6,6	0.00	-	0,15,15	0.00	-
86	OHX	A2	1914	-	0,6,6	0.00	-	0,15,15	0.00	-
86	OHX	A2	1915	-	0,6,6	0.00	-	0,15,15	0.00	-
86	OHX	A2	1916	-	0,6,6	0.00	-	0,15,15	0.00	-
86	OHX	A2	1917	-	0,6,6	0.00	-	0,15,15	0.00	-
86	OHX	A2	1918	86	0,6,6	0.00	-	0,15,15	0.00	-
86	OHX	A2	1919	-	0,6,6	0.00	-	0,15,15	0.00	-
86	OHX	A2	1920	-	0,6,6	0.00	-	0,15,15	0.00	-
86	OHX	A2	1921	-	0,6,6	0.00	-	0,15,15	0.00	-
86	OHX	A2	1922	-	0,6,6	0.00	-	0,15,15	0.00	-
86	OHX	A2	1923	-	0,6,6	0.00	-	0,15,15	0.00	-
86	OHX	A2	1924	-	0,6,6	0.00	-	0,15,15	0.00	-
86	OHX	A2	1925	-	0,6,6	0.00	-	0,15,15	0.00	-
86	OHX	A2	1926	-	0,6,6	0.00	-	0,15,15	0.00	-
86	OHX	A2	1927	-	0,6,6	0.00	-	0,15,15	0.00	-
86	OHX	A2	1928	-	0,6,6	0.00	-	0,15,15	0.00	-
86	OHX	A2	1929	-	0,6,6	0.00	-	0,15,15	0.00	-
86	OHX	A2	1930	-	0,6,6	0.00	-	0,15,15	0.00	-
86	OHX	A2	1931	-	0,6,6	0.00	-	0,15,15	0.00	-
86	OHX	A2	1932	-	0,6,6	0.00	-	0,15,15	0.00	-
86	OHX	A2	1933	-	0,6,6	0.00	-	0,15,15	0.00	-
86	OHX	A2	1934	-	0,6,6	0.00	-	0,15,15	0.00	-
86	OHX	A2	1935	-	0,6,6	0.00	-	0,15,15	0.00	-
86	OHX	A2	1936	-	0,6,6	0.00	-	0,15,15	0.00	-
86	OHX	A2	1937	-	0,6,6	0.00	-	0,15,15	0.00	-
86	OHX	A2	1938	-	0,6,6	0.00	-	0,15,15	0.00	-
86	OHX	A2	1939	-	0,6,6	0.00	-	0,15,15	0.00	-
86	OHX	A2	1940	-	0,6,6	0.00	-	0,15,15	0.00	-
86	OHX	A2	1941	-	0,6,6	0.00	-	0,15,15	0.00	-
86	OHX	A2	1942	-	0,6,6	0.00	-	0,15,15	0.00	-
86	OHX	A2	1943	-	0,6,6	0.00	-	0,15,15	0.00	-
86	OHX	A2	1944	-	0,6,6	0.00	-	0,15,15	0.00	-

Mol	Type	Chain	Res	Link	Bond lengths			Bond angles		
					Counts	RMSZ	# Z > 2	Counts	RMSZ	# Z > 2
86	OHX	A2	1945	-	0,6,6	0.00	-	0,15,15	0.00	-
86	OHX	A2	1946	-	0,6,6	0.00	-	0,15,15	0.00	-
86	OHX	A2	1947	-	0,6,6	0.00	-	0,15,15	0.00	-
86	OHX	A2	1948	-	0,6,6	0.00	-	0,15,15	0.00	-
86	OHX	A2	1949	-	0,6,6	0.00	-	0,15,15	0.00	-
86	OHX	A2	1950	-	0,6,6	0.00	-	0,15,15	0.00	-
86	OHX	A2	1951	-	0,6,6	0.00	-	0,15,15	0.00	-
86	OHX	A2	1952	-	0,6,6	0.00	-	0,15,15	0.00	-
86	OHX	A2	1953	-	0,6,6	0.00	-	0,15,15	0.00	-
86	OHX	A2	1954	-	0,6,6	0.00	-	0,15,15	0.00	-
86	OHX	A2	1955	-	0,6,6	0.00	-	0,15,15	0.00	-
86	OHX	A2	1956	-	0,6,6	0.00	-	0,15,15	0.00	-
86	OHX	A2	1957	-	0,6,6	0.00	-	0,15,15	0.00	-
86	OHX	A2	1958	-	0,6,6	0.00	-	0,15,15	0.00	-
86	OHX	A2	1959	-	0,6,6	0.00	-	0,15,15	0.00	-
86	OHX	A2	1960	-	0,6,6	0.00	-	0,15,15	0.00	-
86	OHX	A2	1961	-	0,6,6	0.00	-	0,15,15	0.00	-
86	OHX	A2	1962	-	0,6,6	0.00	-	0,15,15	0.00	-
86	OHX	A2	1963	-	0,6,6	0.00	-	0,15,15	0.00	-
86	OHX	A2	1964	-	0,6,6	0.00	-	0,15,15	0.00	-
86	OHX	A2	1965	-	0,6,6	0.00	-	0,15,15	0.00	-
86	OHX	A2	1966	-	0,6,6	0.00	-	0,15,15	0.00	-
86	OHX	A2	1967	-	0,6,6	0.00	-	0,15,15	0.00	-
86	OHX	A2	1968	-	0,6,6	0.00	-	0,15,15	0.00	-
86	OHX	A2	1969	-	0,6,6	0.00	-	0,15,15	0.00	-
86	OHX	A2	1970	-	0,6,6	0.00	-	0,15,15	0.00	-
86	OHX	A2	1971	-	0,6,6	0.00	-	0,15,15	0.00	-
86	OHX	A2	1972	-	0,6,6	0.00	-	0,15,15	0.00	-
86	OHX	A2	1973	-	0,6,6	0.00	-	0,15,15	0.00	-
86	OHX	A2	1974	-	0,6,6	0.00	-	0,15,15	0.00	-
86	OHX	A2	1975	-	0,6,6	0.00	-	0,15,15	0.00	-
86	OHX	A2	1976	-	0,6,6	0.00	-	0,15,15	0.00	-
86	OHX	A2	1977	-	0,6,6	0.00	-	0,15,15	0.00	-
86	OHX	A2	1978	-	0,6,6	0.00	-	0,15,15	0.00	-
86	OHX	A2	1979	-	0,6,6	0.00	-	0,15,15	0.00	-
86	OHX	A2	1980	-	0,6,6	0.00	-	0,15,15	0.00	-
86	OHX	A2	1981	-	0,6,6	0.00	-	0,15,15	0.00	-
86	OHX	A2	1982	-	0,6,6	0.00	-	0,15,15	0.00	-
86	OHX	A2	1983	-	0,6,6	0.00	-	0,15,15	0.00	-
86	OHX	A2	1984	-	0,6,6	0.00	-	0,15,15	0.00	-
86	OHX	A2	1985	-	0,6,6	0.00	-	0,15,15	0.00	-
86	OHX	A2	1986	-	0,6,6	0.00	-	0,15,15	0.00	-
86	OHX	A2	1987	-	0,6,6	0.00	-	0,15,15	0.00	-

Mol	Type	Chain	Res	Link	Bond lengths			Bond angles		
					Counts	RMSZ	# Z > 2	Counts	RMSZ	# Z > 2
86	OHX	A2	1988	-	0,6,6	0.00	-	0,15,15	0.00	-
86	OHX	A2	1989	-	0,6,6	0.00	-	0,15,15	0.00	-
86	OHX	A2	1990	-	0,6,6	0.00	-	0,15,15	0.00	-
86	OHX	A2	1991	-	0,6,6	0.00	-	0,15,15	0.00	-
86	OHX	A2	1992	-	0,6,6	0.00	-	0,15,15	0.00	-
86	OHX	A2	1993	-	0,6,6	0.00	-	0,15,15	0.00	-
86	OHX	A2	1994	-	0,6,6	0.00	-	0,15,15	0.00	-
86	OHX	A2	1995	-	0,6,6	0.00	-	0,15,15	0.00	-
86	OHX	A2	1996	-	0,6,6	0.00	-	0,15,15	0.00	-
86	OHX	A2	1997	-	0,6,6	0.00	-	0,15,15	0.00	-
86	OHX	A2	1998	-	0,6,6	0.00	-	0,15,15	0.00	-
86	OHX	A2	1999	-	0,6,6	0.00	-	0,15,15	0.00	-
86	OHX	A2	2000	-	0,6,6	0.00	-	0,15,15	0.00	-
86	OHX	A2	2001	-	0,6,6	0.00	-	0,15,15	0.00	-
86	OHX	A2	2002	-	0,6,6	0.00	-	0,15,15	0.00	-
86	OHX	A2	2003	-	0,6,6	0.00	-	0,15,15	0.00	-
86	OHX	A2	2004	-	0,6,6	0.00	-	0,15,15	0.00	-
86	OHX	A2	2005	-	0,6,6	0.00	-	0,15,15	0.00	-
86	OHX	A2	2006	-	0,6,6	0.00	-	0,15,15	0.00	-
86	OHX	A2	2007	-	0,6,6	0.00	-	0,15,15	0.00	-
86	OHX	A2	2008	-	0,6,6	0.00	-	0,15,15	0.00	-
86	OHX	A2	2009	-	0,6,6	0.00	-	0,15,15	0.00	-
86	OHX	A2	2010	-	0,6,6	0.00	-	0,15,15	0.00	-
86	OHX	A2	2011	-	0,6,6	0.00	-	0,15,15	0.00	-
86	OHX	A2	2012	-	0,6,6	0.00	-	0,15,15	0.00	-
86	OHX	A2	2013	-	0,6,6	0.00	-	0,15,15	0.00	-
86	OHX	A2	2014	-	0,6,6	0.00	-	0,15,15	0.00	-
86	OHX	A2	2015	-	0,6,6	0.00	-	0,15,15	0.00	-
86	OHX	A2	2016	-	0,6,6	0.00	-	0,15,15	0.00	-
86	OHX	A2	2017	-	0,6,6	0.00	-	0,15,15	0.00	-
86	OHX	A2	2018	-	0,6,6	0.00	-	0,15,15	0.00	-
86	OHX	A2	2019	-	0,6,6	0.00	-	0,15,15	0.00	-
86	OHX	A2	2020	-	0,6,6	0.00	-	0,15,15	0.00	-
86	OHX	A2	2021	-	0,6,6	0.00	-	0,15,15	0.00	-
86	OHX	A2	2022	-	0,6,6	0.00	-	0,15,15	0.00	-
86	OHX	A2	2023	-	0,6,6	0.00	-	0,15,15	0.00	-
86	OHX	A2	2024	-	0,6,6	0.00	-	0,15,15	0.00	-
86	OHX	A2	2025	-	0,6,6	0.00	-	0,15,15	0.00	-
86	OHX	A2	2026	-	0,6,6	0.00	-	0,15,15	0.00	-
86	OHX	A2	2027	-	0,6,6	0.00	-	0,15,15	0.00	-
86	OHX	A2	2028	-	0,6,6	0.00	-	0,15,15	0.00	-
86	OHX	A2	2029	-	0,6,6	0.00	-	0,15,15	0.00	-
86	OHX	A2	2030	-	0,6,6	0.00	-	0,15,15	0.00	-

Mol	Type	Chain	Res	Link	Bond lengths			Bond angles		
					Counts	RMSZ	# Z > 2	Counts	RMSZ	# Z > 2
86	OHX	A2	2031	-	0,6,6	0.00	-	0,15,15	0.00	-
86	OHX	A2	2032	-	0,6,6	0.00	-	0,15,15	0.00	-
86	OHX	A2	2033	86	0,6,6	0.00	-	0,15,15	0.00	-
86	OHX	A2	2034	-	0,6,6	0.00	-	0,15,15	0.00	-
86	OHX	A2	2035	-	0,6,6	0.00	-	0,15,15	0.00	-
86	OHX	A2	2036	-	0,6,6	0.00	-	0,15,15	0.00	-
86	OHX	A2	2037	-	0,6,6	0.00	-	0,15,15	0.00	-
86	OHX	A2	2038	-	0,6,6	0.00	-	0,15,15	0.00	-
86	OHX	A2	2039	-	0,6,6	0.00	-	0,15,15	0.00	-
86	OHX	A2	2040	-	0,6,6	0.00	-	0,15,15	0.00	-
86	OHX	A2	2041	-	0,6,6	0.00	-	0,15,15	0.00	-
86	OHX	A2	2042	-	0,6,6	0.00	-	0,15,15	0.00	-
86	OHX	A2	2043	-	0,6,6	0.00	-	0,15,15	0.00	-
86	OHX	A2	2044	-	0,6,6	0.00	-	0,15,15	0.00	-
86	OHX	A2	2045	-	0,6,6	0.00	-	0,15,15	0.00	-
86	OHX	A2	2046	-	0,6,6	0.00	-	0,15,15	0.00	-
86	OHX	A2	2047	-	0,6,6	0.00	-	0,15,15	0.00	-
86	OHX	A2	2048	-	0,6,6	0.00	-	0,15,15	0.00	-
86	OHX	A2	2049	-	0,6,6	0.00	-	0,15,15	0.00	-
86	OHX	A2	2050	-	0,6,6	0.00	-	0,15,15	0.00	-
86	OHX	A2	2051	-	0,6,6	0.00	-	0,15,15	0.00	-
86	OHX	A2	2052	-	0,6,6	0.00	-	0,15,15	0.00	-
86	OHX	A2	2053	-	0,6,6	0.00	-	0,15,15	0.00	-
86	OHX	A2	2054	-	0,6,6	0.00	-	0,15,15	0.00	-
86	OHX	A2	2055	-	0,6,6	0.00	-	0,15,15	0.00	-
86	OHX	A2	2056	-	0,6,6	0.00	-	0,15,15	0.00	-
86	OHX	A2	2057	-	0,6,6	0.00	-	0,15,15	0.00	-
86	OHX	A2	2058	-	0,6,6	0.00	-	0,15,15	0.00	-
86	OHX	A2	2059	-	0,6,6	0.00	-	0,15,15	0.00	-
86	OHX	A2	2060	-	0,6,6	0.00	-	0,15,15	0.00	-
86	OHX	A2	2061	-	0,6,6	0.00	-	0,15,15	0.00	-
86	OHX	A2	2062	-	0,6,6	0.00	-	0,15,15	0.00	-
86	OHX	A2	2063	-	0,6,6	0.00	-	0,15,15	0.00	-
86	OHX	A2	2064	-	0,6,6	0.00	-	0,15,15	0.00	-
86	OHX	A2	2065	-	0,6,6	0.00	-	0,15,15	0.00	-
86	OHX	A2	2066	-	0,6,6	0.00	-	0,15,15	0.00	-
86	OHX	A2	2067	86	0,6,6	0.00	-	0,15,15	0.00	-
86	OHX	A2	2068	-	0,6,6	0.00	-	0,15,15	0.00	-
86	OHX	A2	2069	-	0,6,6	0.00	-	0,15,15	0.00	-
86	OHX	A2	2070	-	0,6,6	0.00	-	0,15,15	0.00	-
86	OHX	A2	2071	-	0,6,6	0.00	-	0,15,15	0.00	-
86	OHX	A2	2072	-	0,6,6	0.00	-	0,15,15	0.00	-
86	OHX	A2	2073	-	0,6,6	0.00	-	0,15,15	0.00	-

Mol	Type	Chain	Res	Link	Bond lengths			Bond angles		
					Counts	RMSZ	# Z > 2	Counts	RMSZ	# Z > 2
86	OHX	A2	2074	1	0,6,6	0.00	-	0,15,15	0.00	-
86	OHX	A2	2075	-	0,6,6	0.00	-	0,15,15	0.00	-
86	OHX	A2	2076	-	0,6,6	0.00	-	0,15,15	0.00	-
86	OHX	A2	2077	-	0,6,6	0.00	-	0,15,15	0.00	-
86	OHX	A2	2078	-	0,6,6	0.00	-	0,15,15	0.00	-
86	OHX	A2	2079	-	0,6,6	0.00	-	0,15,15	0.00	-
86	OHX	A2	2080	-	0,6,6	0.00	-	0,15,15	0.00	-
86	OHX	A2	2081	-	0,6,6	0.00	-	0,15,15	0.00	-
86	OHX	A2	2082	-	0,6,6	0.00	-	0,15,15	0.00	-
86	OHX	A2	2083	-	0,6,6	0.00	-	0,15,15	0.00	-
86	OHX	A2	2084	-	0,6,6	0.00	-	0,15,15	0.00	-
86	OHX	A2	2085	-	0,6,6	0.00	-	0,15,15	0.00	-
86	OHX	A2	2086	-	0,6,6	0.00	-	0,15,15	0.00	-
86	OHX	A2	2087	-	0,6,6	0.00	-	0,15,15	0.00	-
86	OHX	A2	2258	-	0,6,6	0.00	-	0,15,15	0.00	-
86	OHX	A3	201	-	0,6,6	0.00	-	0,15,15	0.00	-
86	OHX	A3	202	-	0,6,6	0.00	-	0,15,15	0.00	-
86	OHX	A3	203	-	0,6,6	0.00	-	0,15,15	0.00	-
86	OHX	A3	204	-	0,6,6	0.00	-	0,15,15	0.00	-
86	OHX	A3	205	-	0,6,6	0.00	-	0,15,15	0.00	-
86	OHX	A3	206	-	0,6,6	0.00	-	0,15,15	0.00	-
86	OHX	A3	207	-	0,6,6	0.00	-	0,15,15	0.00	-
86	OHX	A3	208	-	0,6,6	0.00	-	0,15,15	0.00	-
86	OHX	A3	209	-	0,6,6	0.00	-	0,15,15	0.00	-
86	OHX	A3	210	-	0,6,6	0.00	-	0,15,15	0.00	-
86	OHX	A3	211	-	0,6,6	0.00	-	0,15,15	0.00	-
86	OHX	A3	212	-	0,6,6	0.00	-	0,15,15	0.00	-
86	OHX	A3	213	-	0,6,6	0.00	-	0,15,15	0.00	-
86	OHX	A4	201	-	0,6,6	0.00	-	0,15,15	0.00	-
86	OHX	A4	202	-	0,6,6	0.00	-	0,15,15	0.00	-
86	OHX	A4	203	-	0,6,6	0.00	-	0,15,15	0.00	-
86	OHX	A4	204	-	0,6,6	0.00	-	0,15,15	0.00	-
86	OHX	A4	205	-	0,6,6	0.00	-	0,15,15	0.00	-
86	OHX	A4	206	-	0,6,6	0.00	-	0,15,15	0.00	-
86	OHX	A4	207	-	0,6,6	0.00	-	0,15,15	0.00	-
86	OHX	A4	208	-	0,6,6	0.00	-	0,15,15	0.00	-
86	OHX	A4	209	-	0,6,6	0.00	-	0,15,15	0.00	-
86	OHX	A4	210	-	0,6,6	0.00	-	0,15,15	0.00	-
86	OHX	A4	211	-	0,6,6	0.00	-	0,15,15	0.00	-
86	OHX	A4	212	-	0,6,6	0.00	-	0,15,15	0.00	-
86	OHX	A4	213	-	0,6,6	0.00	-	0,15,15	0.00	-
86	OHX	A4	214	-	0,6,6	0.00	-	0,15,15	0.00	-
86	OHX	A4	215	-	0,6,6	0.00	-	0,15,15	0.00	-

Mol	Type	Chain	Res	Link	Bond lengths			Bond angles		
					Counts	RMSZ	# Z > 2	Counts	RMSZ	# Z > 2
86	OHX	A5	3401	-	0,6,6	0.00	-	0,15,15	0.00	-
86	OHX	A5	3402	-	0,6,6	0.00	-	0,15,15	0.00	-
86	OHX	A5	3403	-	0,6,6	0.00	-	0,15,15	0.00	-
86	OHX	A5	3404	-	0,6,6	0.00	-	0,15,15	0.00	-
86	OHX	A5	3405	-	0,6,6	0.00	-	0,15,15	0.00	-
86	OHX	A5	3406	-	0,6,6	0.00	-	0,15,15	0.00	-
86	OHX	A5	3407	-	0,6,6	0.00	-	0,15,15	0.00	-
86	OHX	A5	3413	-	0,6,6	0.00	-	0,15,15	0.00	-
86	OHX	A5	3414	-	0,6,6	0.00	-	0,15,15	0.00	-
86	OHX	A5	3415	-	0,6,6	0.00	-	0,15,15	0.00	-
86	OHX	A5	3416	-	0,6,6	0.00	-	0,15,15	0.00	-
86	OHX	A5	3417	-	0,6,6	0.00	-	0,15,15	0.00	-
86	OHX	A5	3418	-	0,6,6	0.00	-	0,15,15	0.00	-
86	OHX	A5	3419	-	0,6,6	0.00	-	0,15,15	0.00	-
86	OHX	A5	3420	-	0,6,6	0.00	-	0,15,15	0.00	-
86	OHX	A5	3421	-	0,6,6	0.00	-	0,15,15	0.00	-
86	OHX	A5	3422	-	0,6,6	0.00	-	0,15,15	0.00	-
86	OHX	A5	3423	-	0,6,6	0.00	-	0,15,15	0.00	-
86	OHX	A5	3424	-	0,6,6	0.00	-	0,15,15	0.00	-
86	OHX	A5	3425	-	0,6,6	0.00	-	0,15,15	0.00	-
86	OHX	A5	3426	-	0,6,6	0.00	-	0,15,15	0.00	-
86	OHX	A5	3427	-	0,6,6	0.00	-	0,15,15	0.00	-
86	OHX	A5	3428	-	0,6,6	0.00	-	0,15,15	0.00	-
86	OHX	A5	3429	-	0,6,6	0.00	-	0,15,15	0.00	-
86	OHX	A5	3430	-	0,6,6	0.00	-	0,15,15	0.00	-
86	OHX	A5	3431	-	0,6,6	0.00	-	0,15,15	0.00	-
86	OHX	A5	3432	-	0,6,6	0.00	-	0,15,15	0.00	-
86	OHX	A5	3433	-	0,6,6	0.00	-	0,15,15	0.00	-
86	OHX	A5	3434	-	0,6,6	0.00	-	0,15,15	0.00	-
86	OHX	A5	3435	-	0,6,6	0.00	-	0,15,15	0.00	-
86	OHX	A5	3436	-	0,6,6	0.00	-	0,15,15	0.00	-
86	OHX	A5	3437	-	0,6,6	0.00	-	0,15,15	0.00	-
86	OHX	A5	3438	-	0,6,6	0.00	-	0,15,15	0.00	-
86	OHX	A5	3439	-	0,6,6	0.00	-	0,15,15	0.00	-
86	OHX	A5	3440	-	0,6,6	0.00	-	0,15,15	0.00	-
86	OHX	A5	3441	-	0,6,6	0.00	-	0,15,15	0.00	-
86	OHX	A5	3442	-	0,6,6	0.00	-	0,15,15	0.00	-
86	OHX	A5	3443	-	0,6,6	0.00	-	0,15,15	0.00	-
86	OHX	A5	3444	-	0,6,6	0.00	-	0,15,15	0.00	-
86	OHX	A5	3445	-	0,6,6	0.00	-	0,15,15	0.00	-
86	OHX	A5	3446	-	0,6,6	0.00	-	0,15,15	0.00	-
86	OHX	A5	3447	-	0,6,6	0.00	-	0,15,15	0.00	-
86	OHX	A5	3448	-	0,6,6	0.00	-	0,15,15	0.00	-

Mol	Type	Chain	Res	Link	Bond lengths			Bond angles		
					Counts	RMSZ	# Z > 2	Counts	RMSZ	# Z > 2
86	OHX	A5	3449	-	0,6,6	0.00	-	0,15,15	0.00	-
86	OHX	A5	3450	-	0,6,6	0.00	-	0,15,15	0.00	-
86	OHX	A5	3451	-	0,6,6	0.00	-	0,15,15	0.00	-
86	OHX	A5	3452	-	0,6,6	0.00	-	0,15,15	0.00	-
86	OHX	A5	3453	-	0,6,6	0.00	-	0,15,15	0.00	-
86	OHX	A5	3454	-	0,6,6	0.00	-	0,15,15	0.00	-
86	OHX	A5	3455	-	0,6,6	0.00	-	0,15,15	0.00	-
86	OHX	A5	3456	-	0,6,6	0.00	-	0,15,15	0.00	-
86	OHX	A5	3457	86	0,6,6	0.00	-	0,15,15	0.00	-
86	OHX	A5	3458	-	0,6,6	0.00	-	0,15,15	0.00	-
86	OHX	A5	3459	-	0,6,6	0.00	-	0,15,15	0.00	-
86	OHX	A5	3460	-	0,6,6	0.00	-	0,15,15	0.00	-
86	OHX	A5	3461	-	0,6,6	0.00	-	0,15,15	0.00	-
86	OHX	A5	3462	-	0,6,6	0.00	-	0,15,15	0.00	-
86	OHX	A5	3463	-	0,6,6	0.00	-	0,15,15	0.00	-
86	OHX	A5	3464	-	0,6,6	0.00	-	0,15,15	0.00	-
86	OHX	A5	3465	-	0,6,6	0.00	-	0,15,15	0.00	-
86	OHX	A5	3466	-	0,6,6	0.00	-	0,15,15	0.00	-
86	OHX	A5	3467	-	0,6,6	0.00	-	0,15,15	0.00	-
86	OHX	A5	3468	-	0,6,6	0.00	-	0,15,15	0.00	-
86	OHX	A5	3469	-	0,6,6	0.00	-	0,15,15	0.00	-
86	OHX	A5	3470	86	0,6,6	0.00	-	0,15,15	0.00	-
86	OHX	A5	3471	-	0,6,6	0.00	-	0,15,15	0.00	-
86	OHX	A5	3472	-	0,6,6	0.00	-	0,15,15	0.00	-
86	OHX	A5	3473	-	0,6,6	0.00	-	0,15,15	0.00	-
86	OHX	A5	3474	-	0,6,6	0.00	-	0,15,15	0.00	-
86	OHX	A5	3475	-	0,6,6	0.00	-	0,15,15	0.00	-
86	OHX	A5	3476	-	0,6,6	0.00	-	0,15,15	0.00	-
86	OHX	A5	3477	-	0,6,6	0.00	-	0,15,15	0.00	-
86	OHX	A5	3478	-	0,6,6	0.00	-	0,15,15	0.00	-
86	OHX	A5	3479	-	0,6,6	0.00	-	0,15,15	0.00	-
86	OHX	A5	3480	-	0,6,6	0.00	-	0,15,15	0.00	-
86	OHX	A5	3481	-	0,6,6	0.00	-	0,15,15	0.00	-
86	OHX	A5	3482	-	0,6,6	0.00	-	0,15,15	0.00	-
86	OHX	A5	3483	-	0,6,6	0.00	-	0,15,15	0.00	-
86	OHX	A5	3484	-	0,6,6	0.00	-	0,15,15	0.00	-
86	OHX	A5	3485	-	0,6,6	0.00	-	0,15,15	0.00	-
86	OHX	A5	3486	-	0,6,6	0.00	-	0,15,15	0.00	-
86	OHX	A5	3487	-	0,6,6	0.00	-	0,15,15	0.00	-
86	OHX	A5	3488	-	0,6,6	0.00	-	0,15,15	0.00	-
86	OHX	A5	3489	-	0,6,6	0.00	-	0,15,15	0.00	-
86	OHX	A5	3490	-	0,6,6	0.00	-	0,15,15	0.00	-
86	OHX	A5	3491	-	0,6,6	0.00	-	0,15,15	0.00	-

Mol	Type	Chain	Res	Link	Bond lengths			Bond angles		
					Counts	RMSZ	# Z > 2	Counts	RMSZ	# Z > 2
86	OHX	A5	3492	86	0,6,6	0.00	-	0,15,15	0.00	-
86	OHX	A5	3493	-	0,6,6	0.00	-	0,15,15	0.00	-
86	OHX	A5	3494	-	0,6,6	0.00	-	0,15,15	0.00	-
86	OHX	A5	3495	-	0,6,6	0.00	-	0,15,15	0.00	-
86	OHX	A5	3496	-	0,6,6	0.00	-	0,15,15	0.00	-
86	OHX	A5	3497	-	0,6,6	0.00	-	0,15,15	0.00	-
86	OHX	A5	3498	-	0,6,6	0.00	-	0,15,15	0.00	-
86	OHX	A5	3499	-	0,6,6	0.00	-	0,15,15	0.00	-
86	OHX	A5	3500	-	0,6,6	0.00	-	0,15,15	0.00	-
86	OHX	A5	3501	-	0,6,6	0.00	-	0,15,15	0.00	-
86	OHX	A5	3502	-	0,6,6	0.00	-	0,15,15	0.00	-
86	OHX	A5	3503	-	0,6,6	0.00	-	0,15,15	0.00	-
86	OHX	A5	3504	-	0,6,6	0.00	-	0,15,15	0.00	-
86	OHX	A5	3505	-	0,6,6	0.00	-	0,15,15	0.00	-
86	OHX	A5	3506	-	0,6,6	0.00	-	0,15,15	0.00	-
86	OHX	A5	3507	-	0,6,6	0.00	-	0,15,15	0.00	-
86	OHX	A5	3508	-	0,6,6	0.00	-	0,15,15	0.00	-
86	OHX	A5	3509	-	0,6,6	0.00	-	0,15,15	0.00	-
86	OHX	A5	3510	-	0,6,6	0.00	-	0,15,15	0.00	-
86	OHX	A5	3511	-	0,6,6	0.00	-	0,15,15	0.00	-
86	OHX	A5	3512	-	0,6,6	0.00	-	0,15,15	0.00	-
86	OHX	A5	3513	-	0,6,6	0.00	-	0,15,15	0.00	-
86	OHX	A5	3514	-	0,6,6	0.00	-	0,15,15	0.00	-
86	OHX	A5	3515	-	0,6,6	0.00	-	0,15,15	0.00	-
86	OHX	A5	3516	-	0,6,6	0.00	-	0,15,15	0.00	-
86	OHX	A5	3517	-	0,6,6	0.00	-	0,15,15	0.00	-
86	OHX	A5	3518	-	0,6,6	0.00	-	0,15,15	0.00	-
86	OHX	A5	3519	-	0,6,6	0.00	-	0,15,15	0.00	-
86	OHX	A5	3520	-	0,6,6	0.00	-	0,15,15	0.00	-
86	OHX	A5	3521	86	0,6,6	0.00	-	0,15,15	0.00	-
86	OHX	A5	3522	-	0,6,6	0.00	-	0,15,15	0.00	-
86	OHX	A5	3523	-	0,6,6	0.00	-	0,15,15	0.00	-
86	OHX	A5	3524	-	0,6,6	0.00	-	0,15,15	0.00	-
86	OHX	A5	3525	-	0,6,6	0.00	-	0,15,15	0.00	-
86	OHX	A5	3526	-	0,6,6	0.00	-	0,15,15	0.00	-
86	OHX	A5	3527	-	0,6,6	0.00	-	0,15,15	0.00	-
86	OHX	A5	3528	-	0,6,6	0.00	-	0,15,15	0.00	-
86	OHX	A5	3529	-	0,6,6	0.00	-	0,15,15	0.00	-
86	OHX	A5	3530	-	0,6,6	0.00	-	0,15,15	0.00	-
86	OHX	A5	3531	-	0,6,6	0.00	-	0,15,15	0.00	-
86	OHX	A5	3532	-	0,6,6	0.00	-	0,15,15	0.00	-
86	OHX	A5	3533	-	0,6,6	0.00	-	0,15,15	0.00	-
86	OHX	A5	3534	-	0,6,6	0.00	-	0,15,15	0.00	-

Mol	Type	Chain	Res	Link	Bond lengths			Bond angles		
					Counts	RMSZ	# Z > 2	Counts	RMSZ	# Z > 2
86	OHX	A5	3535	-	0,6,6	0.00	-	0,15,15	0.00	-
86	OHX	A5	3536	-	0,6,6	0.00	-	0,15,15	0.00	-
86	OHX	A5	3537	-	0,6,6	0.00	-	0,15,15	0.00	-
86	OHX	A5	3538	-	0,6,6	0.00	-	0,15,15	0.00	-
86	OHX	A5	3539	-	0,6,6	0.00	-	0,15,15	0.00	-
86	OHX	A5	3540	-	0,6,6	0.00	-	0,15,15	0.00	-
86	OHX	A5	3541	-	0,6,6	0.00	-	0,15,15	0.00	-
86	OHX	A5	3542	-	0,6,6	0.00	-	0,15,15	0.00	-
86	OHX	A5	3543	-	0,6,6	0.00	-	0,15,15	0.00	-
86	OHX	A5	3544	-	0,6,6	0.00	-	0,15,15	0.00	-
86	OHX	A5	3545	-	0,6,6	0.00	-	0,15,15	0.00	-
86	OHX	A5	3546	-	0,6,6	0.00	-	0,15,15	0.00	-
86	OHX	A5	3547	-	0,6,6	0.00	-	0,15,15	0.00	-
86	OHX	A5	3548	-	0,6,6	0.00	-	0,15,15	0.00	-
86	OHX	A5	3549	-	0,6,6	0.00	-	0,15,15	0.00	-
86	OHX	A5	3550	-	0,6,6	0.00	-	0,15,15	0.00	-
86	OHX	A5	3551	-	0,6,6	0.00	-	0,15,15	0.00	-
86	OHX	A5	3552	-	0,6,6	0.00	-	0,15,15	0.00	-
86	OHX	A5	3553	-	0,6,6	0.00	-	0,15,15	0.00	-
86	OHX	A5	3554	-	0,6,6	0.00	-	0,15,15	0.00	-
86	OHX	A5	3555	-	0,6,6	0.00	-	0,15,15	0.00	-
86	OHX	A5	3556	-	0,6,6	0.00	-	0,15,15	0.00	-
86	OHX	A5	3557	-	0,6,6	0.00	-	0,15,15	0.00	-
86	OHX	A5	3558	-	0,6,6	0.00	-	0,15,15	0.00	-
86	OHX	A5	3559	-	0,6,6	0.00	-	0,15,15	0.00	-
86	OHX	A5	3560	-	0,6,6	0.00	-	0,15,15	0.00	-
86	OHX	A5	3561	-	0,6,6	0.00	-	0,15,15	0.00	-
86	OHX	A5	3562	-	0,6,6	0.00	-	0,15,15	0.00	-
86	OHX	A5	3563	-	0,6,6	0.00	-	0,15,15	0.00	-
86	OHX	A5	3564	-	0,6,6	0.00	-	0,15,15	0.00	-
86	OHX	A5	3565	-	0,6,6	0.00	-	0,15,15	0.00	-
86	OHX	A5	3566	-	0,6,6	0.00	-	0,15,15	0.00	-
86	OHX	A5	3567	-	0,6,6	0.00	-	0,15,15	0.00	-
86	OHX	A5	3568	-	0,6,6	0.00	-	0,15,15	0.00	-
86	OHX	A5	3569	-	0,6,6	0.00	-	0,15,15	0.00	-
86	OHX	A5	3570	-	0,6,6	0.00	-	0,15,15	0.00	-
86	OHX	A5	3571	-	0,6,6	0.00	-	0,15,15	0.00	-
86	OHX	A5	3572	-	0,6,6	0.00	-	0,15,15	0.00	-
86	OHX	A5	3573	-	0,6,6	0.00	-	0,15,15	0.00	-
86	OHX	A5	3574	-	0,6,6	0.00	-	0,15,15	0.00	-
86	OHX	A5	3575	-	0,6,6	0.00	-	0,15,15	0.00	-
86	OHX	A5	3576	-	0,6,6	0.00	-	0,15,15	0.00	-
86	OHX	A5	3577	-	0,6,6	0.00	-	0,15,15	0.00	-

Mol	Type	Chain	Res	Link	Bond lengths			Bond angles		
					Counts	RMSZ	# Z > 2	Counts	RMSZ	# Z > 2
86	OHX	A5	3578	-	0,6,6	0.00	-	0,15,15	0.00	-
86	OHX	A5	3579	-	0,6,6	0.00	-	0,15,15	0.00	-
86	OHX	A5	3580	-	0,6,6	0.00	-	0,15,15	0.00	-
86	OHX	A5	3581	-	0,6,6	0.00	-	0,15,15	0.00	-
86	OHX	A5	3582	-	0,6,6	0.00	-	0,15,15	0.00	-
86	OHX	A5	3583	-	0,6,6	0.00	-	0,15,15	0.00	-
86	OHX	A5	3584	-	0,6,6	0.00	-	0,15,15	0.00	-
86	OHX	A5	3585	-	0,6,6	0.00	-	0,15,15	0.00	-
86	OHX	A5	3586	-	0,6,6	0.00	-	0,15,15	0.00	-
86	OHX	A5	3587	-	0,6,6	0.00	-	0,15,15	0.00	-
86	OHX	A5	3588	-	0,6,6	0.00	-	0,15,15	0.00	-
86	OHX	A5	3589	-	0,6,6	0.00	-	0,15,15	0.00	-
86	OHX	A5	3590	-	0,6,6	0.00	-	0,15,15	0.00	-
86	OHX	A5	3591	-	0,6,6	0.00	-	0,15,15	0.00	-
86	OHX	A5	3592	-	0,6,6	0.00	-	0,15,15	0.00	-
86	OHX	A5	3593	-	0,6,6	0.00	-	0,15,15	0.00	-
86	OHX	A5	3594	-	0,6,6	0.00	-	0,15,15	0.00	-
86	OHX	A5	3595	-	0,6,6	0.00	-	0,15,15	0.00	-
86	OHX	A5	3596	-	0,6,6	0.00	-	0,15,15	0.00	-
86	OHX	A5	3597	-	0,6,6	0.00	-	0,15,15	0.00	-
86	OHX	A5	3598	-	0,6,6	0.00	-	0,15,15	0.00	-
86	OHX	A5	3599	-	0,6,6	0.00	-	0,15,15	0.00	-
86	OHX	A5	3600	-	0,6,6	0.00	-	0,15,15	0.00	-
86	OHX	A5	3601	-	0,6,6	0.00	-	0,15,15	0.00	-
86	OHX	A5	3602	-	0,6,6	0.00	-	0,15,15	0.00	-
86	OHX	A5	3603	-	0,6,6	0.00	-	0,15,15	0.00	-
86	OHX	A5	3604	-	0,6,6	0.00	-	0,15,15	0.00	-
86	OHX	A5	3605	-	0,6,6	0.00	-	0,15,15	0.00	-
86	OHX	A5	3606	-	0,6,6	0.00	-	0,15,15	0.00	-
86	OHX	A5	3607	-	0,6,6	0.00	-	0,15,15	0.00	-
86	OHX	A5	3608	-	0,6,6	0.00	-	0,15,15	0.00	-
86	OHX	A5	3609	-	0,6,6	0.00	-	0,15,15	0.00	-
86	OHX	A5	3610	-	0,6,6	0.00	-	0,15,15	0.00	-
86	OHX	A5	3611	-	0,6,6	0.00	-	0,15,15	0.00	-
86	OHX	A5	3612	-	0,6,6	0.00	-	0,15,15	0.00	-
86	OHX	A5	3613	-	0,6,6	0.00	-	0,15,15	0.00	-
86	OHX	A5	3614	-	0,6,6	0.00	-	0,15,15	0.00	-
86	OHX	A5	3615	-	0,6,6	0.00	-	0,15,15	0.00	-
86	OHX	A5	3616	-	0,6,6	0.00	-	0,15,15	0.00	-
86	OHX	A5	3617	-	0,6,6	0.00	-	0,15,15	0.00	-
86	OHX	A5	3618	-	0,6,6	0.00	-	0,15,15	0.00	-
86	OHX	A5	3619	-	0,6,6	0.00	-	0,15,15	0.00	-
86	OHX	A5	3620	-	0,6,6	0.00	-	0,15,15	0.00	-

Mol	Type	Chain	Res	Link	Bond lengths			Bond angles		
					Counts	RMSZ	# Z > 2	Counts	RMSZ	# Z > 2
86	OHX	A5	3621	-	0,6,6	0.00	-	0,15,15	0.00	-
86	OHX	A5	3622	-	0,6,6	0.00	-	0,15,15	0.00	-
86	OHX	A5	3623	-	0,6,6	0.00	-	0,15,15	0.00	-
86	OHX	A5	3624	-	0,6,6	0.00	-	0,15,15	0.00	-
86	OHX	A5	3625	-	0,6,6	0.00	-	0,15,15	0.00	-
86	OHX	A5	3626	-	0,6,6	0.00	-	0,15,15	0.00	-
86	OHX	A5	3627	-	0,6,6	0.00	-	0,15,15	0.00	-
86	OHX	A5	3628	-	0,6,6	0.00	-	0,15,15	0.00	-
86	OHX	A5	3629	-	0,6,6	0.00	-	0,15,15	0.00	-
86	OHX	A5	3630	-	0,6,6	0.00	-	0,15,15	0.00	-
86	OHX	A5	3631	-	0,6,6	0.00	-	0,15,15	0.00	-
86	OHX	A5	3632	-	0,6,6	0.00	-	0,15,15	0.00	-
86	OHX	A5	3633	-	0,6,6	0.00	-	0,15,15	0.00	-
86	OHX	A5	3634	-	0,6,6	0.00	-	0,15,15	0.00	-
86	OHX	A5	3635	-	0,6,6	0.00	-	0,15,15	0.00	-
86	OHX	A5	3636	-	0,6,6	0.00	-	0,15,15	0.00	-
86	OHX	A5	3637	-	0,6,6	0.00	-	0,15,15	0.00	-
86	OHX	A5	3638	-	0,6,6	0.00	-	0,15,15	0.00	-
86	OHX	A5	3639	-	0,6,6	0.00	-	0,15,15	0.00	-
86	OHX	A5	3640	-	0,6,6	0.00	-	0,15,15	0.00	-
86	OHX	A5	3641	-	0,6,6	0.00	-	0,15,15	0.00	-
86	OHX	A5	3642	-	0,6,6	0.00	-	0,15,15	0.00	-
86	OHX	A5	3643	-	0,6,6	0.00	-	0,15,15	0.00	-
86	OHX	A5	3644	-	0,6,6	0.00	-	0,15,15	0.00	-
86	OHX	A5	3645	-	0,6,6	0.00	-	0,15,15	0.00	-
86	OHX	A5	3646	-	0,6,6	0.00	-	0,15,15	0.00	-
86	OHX	A5	3647	-	0,6,6	0.00	-	0,15,15	0.00	-
86	OHX	A5	3648	-	0,6,6	0.00	-	0,15,15	0.00	-
86	OHX	A5	3649	-	0,6,6	0.00	-	0,15,15	0.00	-
86	OHX	A5	3650	-	0,6,6	0.00	-	0,15,15	0.00	-
86	OHX	A5	3651	-	0,6,6	0.00	-	0,15,15	0.00	-
86	OHX	A5	3652	-	0,6,6	0.00	-	0,15,15	0.00	-
86	OHX	A5	3653	-	0,6,6	0.00	-	0,15,15	0.00	-
86	OHX	A5	3654	-	0,6,6	0.00	-	0,15,15	0.00	-
86	OHX	A5	3655	-	0,6,6	0.00	-	0,15,15	0.00	-
86	OHX	A5	3656	-	0,6,6	0.00	-	0,15,15	0.00	-
86	OHX	A5	3657	-	0,6,6	0.00	-	0,15,15	0.00	-
86	OHX	A5	3658	-	0,6,6	0.00	-	0,15,15	0.00	-
86	OHX	A5	3659	-	0,6,6	0.00	-	0,15,15	0.00	-
86	OHX	A5	3660	-	0,6,6	0.00	-	0,15,15	0.00	-
86	OHX	A5	3661	-	0,6,6	0.00	-	0,15,15	0.00	-
86	OHX	A5	3662	-	0,6,6	0.00	-	0,15,15	0.00	-
86	OHX	A5	3663	-	0,6,6	0.00	-	0,15,15	0.00	-

Mol	Type	Chain	Res	Link	Bond lengths			Bond angles		
					Counts	RMSZ	# Z > 2	Counts	RMSZ	# Z > 2
86	OHX	A5	3664	-	0,6,6	0.00	-	0,15,15	0.00	-
86	OHX	A5	3665	-	0,6,6	0.00	-	0,15,15	0.00	-
86	OHX	A5	3666	-	0,6,6	0.00	-	0,15,15	0.00	-
86	OHX	A5	3667	-	0,6,6	0.00	-	0,15,15	0.00	-
86	OHX	A5	3668	-	0,6,6	0.00	-	0,15,15	0.00	-
86	OHX	A5	3669	-	0,6,6	0.00	-	0,15,15	0.00	-
86	OHX	A5	3670	-	0,6,6	0.00	-	0,15,15	0.00	-
86	OHX	A5	3671	-	0,6,6	0.00	-	0,15,15	0.00	-
86	OHX	A5	3672	-	0,6,6	0.00	-	0,15,15	0.00	-
86	OHX	A5	3673	-	0,6,6	0.00	-	0,15,15	0.00	-
86	OHX	A5	3674	-	0,6,6	0.00	-	0,15,15	0.00	-
86	OHX	A5	3675	-	0,6,6	0.00	-	0,15,15	0.00	-
86	OHX	A5	3676	-	0,6,6	0.00	-	0,15,15	0.00	-
86	OHX	A5	3677	-	0,6,6	0.00	-	0,15,15	0.00	-
86	OHX	A5	3678	-	0,6,6	0.00	-	0,15,15	0.00	-
86	OHX	A5	3679	-	0,6,6	0.00	-	0,15,15	0.00	-
86	OHX	A5	3680	-	0,6,6	0.00	-	0,15,15	0.00	-
86	OHX	A5	3681	-	0,6,6	0.00	-	0,15,15	0.00	-
86	OHX	A5	3682	-	0,6,6	0.00	-	0,15,15	0.00	-
86	OHX	A5	3683	-	0,6,6	0.00	-	0,15,15	0.00	-
86	OHX	A5	3684	-	0,6,6	0.00	-	0,15,15	0.00	-
86	OHX	A5	3685	-	0,6,6	0.00	-	0,15,15	0.00	-
86	OHX	A5	3686	-	0,6,6	0.00	-	0,15,15	0.00	-
86	OHX	A5	3687	-	0,6,6	0.00	-	0,15,15	0.00	-
86	OHX	A5	3688	-	0,6,6	0.00	-	0,15,15	0.00	-
86	OHX	A5	3689	-	0,6,6	0.00	-	0,15,15	0.00	-
86	OHX	A5	3690	-	0,6,6	0.00	-	0,15,15	0.00	-
86	OHX	A5	3691	-	0,6,6	0.00	-	0,15,15	0.00	-
86	OHX	A5	3692	-	0,6,6	0.00	-	0,15,15	0.00	-
86	OHX	A5	3693	-	0,6,6	0.00	-	0,15,15	0.00	-
86	OHX	A5	3694	-	0,6,6	0.00	-	0,15,15	0.00	-
86	OHX	A5	3695	36	0,6,6	0.00	-	0,15,15	0.00	-
86	OHX	A5	3696	-	0,6,6	0.00	-	0,15,15	0.00	-
86	OHX	A5	3697	-	0,6,6	0.00	-	0,15,15	0.00	-
86	OHX	A5	3698	-	0,6,6	0.00	-	0,15,15	0.00	-
86	OHX	A5	3699	-	0,6,6	0.00	-	0,15,15	0.00	-
86	OHX	A5	3700	-	0,6,6	0.00	-	0,15,15	0.00	-
86	OHX	A5	3701	-	0,6,6	0.00	-	0,15,15	0.00	-
86	OHX	A5	3702	-	0,6,6	0.00	-	0,15,15	0.00	-
86	OHX	A5	3703	-	0,6,6	0.00	-	0,15,15	0.00	-
86	OHX	A5	3704	-	0,6,6	0.00	-	0,15,15	0.00	-
86	OHX	A5	3705	-	0,6,6	0.00	-	0,15,15	0.00	-
86	OHX	A5	3706	-	0,6,6	0.00	-	0,15,15	0.00	-

Mol	Type	Chain	Res	Link	Bond lengths			Bond angles		
					Counts	RMSZ	# Z > 2	Counts	RMSZ	# Z > 2
86	OHX	A5	3707	-	0,6,6	0.00	-	0,15,15	0.00	-
86	OHX	A5	3708	-	0,6,6	0.00	-	0,15,15	0.00	-
86	OHX	A5	3709	-	0,6,6	0.00	-	0,15,15	0.00	-
86	OHX	A5	3710	-	0,6,6	0.00	-	0,15,15	0.00	-
86	OHX	A5	3711	-	0,6,6	0.00	-	0,15,15	0.00	-
86	OHX	A5	3712	-	0,6,6	0.00	-	0,15,15	0.00	-
86	OHX	A5	3713	-	0,6,6	0.00	-	0,15,15	0.00	-
86	OHX	A5	3714	-	0,6,6	0.00	-	0,15,15	0.00	-
86	OHX	A5	3715	-	0,6,6	0.00	-	0,15,15	0.00	-
86	OHX	A5	3716	-	0,6,6	0.00	-	0,15,15	0.00	-
86	OHX	A5	3717	-	0,6,6	0.00	-	0,15,15	0.00	-
86	OHX	A5	3718	-	0,6,6	0.00	-	0,15,15	0.00	-
86	OHX	A5	3719	-	0,6,6	0.00	-	0,15,15	0.00	-
86	OHX	A5	3720	-	0,6,6	0.00	-	0,15,15	0.00	-
86	OHX	A5	3721	-	0,6,6	0.00	-	0,15,15	0.00	-
86	OHX	A5	3722	-	0,6,6	0.00	-	0,15,15	0.00	-
86	OHX	A5	3723	-	0,6,6	0.00	-	0,15,15	0.00	-
86	OHX	A5	3724	-	0,6,6	0.00	-	0,15,15	0.00	-
86	OHX	A5	3725	-	0,6,6	0.00	-	0,15,15	0.00	-
86	OHX	A5	3726	-	0,6,6	0.00	-	0,15,15	0.00	-
86	OHX	A5	3727	-	0,6,6	0.00	-	0,15,15	0.00	-
86	OHX	A5	3728	-	0,6,6	0.00	-	0,15,15	0.00	-
86	OHX	A5	3729	-	0,6,6	0.00	-	0,15,15	0.00	-
86	OHX	A5	3730	-	0,6,6	0.00	-	0,15,15	0.00	-
86	OHX	A5	3731	-	0,6,6	0.00	-	0,15,15	0.00	-
86	OHX	A5	3732	36	0,6,6	0.00	-	0,15,15	0.00	-
86	OHX	A5	3733	-	0,6,6	0.00	-	0,15,15	0.00	-
86	OHX	A5	3734	-	0,6,6	0.00	-	0,15,15	0.00	-
86	OHX	A5	3735	-	0,6,6	0.00	-	0,15,15	0.00	-
86	OHX	A5	3736	-	0,6,6	0.00	-	0,15,15	0.00	-
86	OHX	A5	3737	86	0,6,6	0.00	-	0,15,15	0.00	-
86	OHX	A5	3738	-	0,6,6	0.00	-	0,15,15	0.00	-
86	OHX	A5	3739	-	0,6,6	0.00	-	0,15,15	0.00	-
86	OHX	A5	3740	-	0,6,6	0.00	-	0,15,15	0.00	-
86	OHX	A5	3741	-	0,6,6	0.00	-	0,15,15	0.00	-
86	OHX	A5	3742	-	0,6,6	0.00	-	0,15,15	0.00	-
86	OHX	A5	3743	-	0,6,6	0.00	-	0,15,15	0.00	-
86	OHX	A5	3744	-	0,6,6	0.00	-	0,15,15	0.00	-
86	OHX	A5	3745	-	0,6,6	0.00	-	0,15,15	0.00	-
86	OHX	A5	3746	-	0,6,6	0.00	-	0,15,15	0.00	-
86	OHX	A5	3747	-	0,6,6	0.00	-	0,15,15	0.00	-
86	OHX	A5	3748	-	0,6,6	0.00	-	0,15,15	0.00	-
86	OHX	A5	3749	-	0,6,6	0.00	-	0,15,15	0.00	-

Mol	Type	Chain	Res	Link	Bond lengths			Bond angles		
					Counts	RMSZ	# Z > 2	Counts	RMSZ	# Z > 2
86	OHX	A5	3750	-	0,6,6	0.00	-	0,15,15	0.00	-
86	OHX	A5	3751	-	0,6,6	0.00	-	0,15,15	0.00	-
86	OHX	A5	3752	-	0,6,6	0.00	-	0,15,15	0.00	-
86	OHX	A5	3753	-	0,6,6	0.00	-	0,15,15	0.00	-
86	OHX	A5	3754	-	0,6,6	0.00	-	0,15,15	0.00	-
86	OHX	A5	3755	-	0,6,6	0.00	-	0,15,15	0.00	-
86	OHX	A5	3756	-	0,6,6	0.00	-	0,15,15	0.00	-
86	OHX	A5	3757	-	0,6,6	0.00	-	0,15,15	0.00	-
86	OHX	A5	3758	-	0,6,6	0.00	-	0,15,15	0.00	-
86	OHX	A5	3759	-	0,6,6	0.00	-	0,15,15	0.00	-
86	OHX	A5	3760	-	0,6,6	0.00	-	0,15,15	0.00	-
86	OHX	A5	3761	-	0,6,6	0.00	-	0,15,15	0.00	-
86	OHX	A5	3762	-	0,6,6	0.00	-	0,15,15	0.00	-
86	OHX	A5	3763	-	0,6,6	0.00	-	0,15,15	0.00	-
86	OHX	A5	3764	-	0,6,6	0.00	-	0,15,15	0.00	-
86	OHX	A5	3765	-	0,6,6	0.00	-	0,15,15	0.00	-
86	OHX	A5	3766	-	0,6,6	0.00	-	0,15,15	0.00	-
86	OHX	A5	3767	-	0,6,6	0.00	-	0,15,15	0.00	-
86	OHX	A5	3768	-	0,6,6	0.00	-	0,15,15	0.00	-
86	OHX	A5	3769	-	0,6,6	0.00	-	0,15,15	0.00	-
86	OHX	A5	3770	-	0,6,6	0.00	-	0,15,15	0.00	-
86	OHX	A5	3771	-	0,6,6	0.00	-	0,15,15	0.00	-
86	OHX	A5	3772	-	0,6,6	0.00	-	0,15,15	0.00	-
86	OHX	A5	3773	-	0,6,6	0.00	-	0,15,15	0.00	-
86	OHX	A5	3774	-	0,6,6	0.00	-	0,15,15	0.00	-
86	OHX	A5	3775	-	0,6,6	0.00	-	0,15,15	0.00	-
86	OHX	A5	3776	-	0,6,6	0.00	-	0,15,15	0.00	-
86	OHX	A5	3777	-	0,6,6	0.00	-	0,15,15	0.00	-
86	OHX	A5	3778	-	0,6,6	0.00	-	0,15,15	0.00	-
86	OHX	A5	3779	-	0,6,6	0.00	-	0,15,15	0.00	-
86	OHX	A5	3780	-	0,6,6	0.00	-	0,15,15	0.00	-
86	OHX	A5	3781	-	0,6,6	0.00	-	0,15,15	0.00	-
86	OHX	A5	3782	-	0,6,6	0.00	-	0,15,15	0.00	-
86	OHX	A5	3783	-	0,6,6	0.00	-	0,15,15	0.00	-
86	OHX	A5	3784	-	0,6,6	0.00	-	0,15,15	0.00	-
86	OHX	A5	3785	-	0,6,6	0.00	-	0,15,15	0.00	-
86	OHX	A5	3786	-	0,6,6	0.00	-	0,15,15	0.00	-
86	OHX	A5	3787	-	0,6,6	0.00	-	0,15,15	0.00	-
86	OHX	A5	3788	-	0,6,6	0.00	-	0,15,15	0.00	-
86	OHX	A5	3789	-	0,6,6	0.00	-	0,15,15	0.00	-
86	OHX	A5	3790	-	0,6,6	0.00	-	0,15,15	0.00	-
86	OHX	A5	3791	-	0,6,6	0.00	-	0,15,15	0.00	-
86	OHX	A5	3792	-	0,6,6	0.00	-	0,15,15	0.00	-

Mol	Type	Chain	Res	Link	Bond lengths			Bond angles		
					Counts	RMSZ	# Z > 2	Counts	RMSZ	# Z > 2
86	OHX	A5	3793	-	0,6,6	0.00	-	0,15,15	0.00	-
86	OHX	A5	3794	-	0,6,6	0.00	-	0,15,15	0.00	-
86	OHX	A5	3795	86	0,6,6	0.00	-	0,15,15	0.00	-
86	OHX	A5	3796	-	0,6,6	0.00	-	0,15,15	0.00	-
86	OHX	A5	3797	-	0,6,6	0.00	-	0,15,15	0.00	-
86	OHX	A5	3798	-	0,6,6	0.00	-	0,15,15	0.00	-
86	OHX	A5	3799	-	0,6,6	0.00	-	0,15,15	0.00	-
86	OHX	A5	3800	-	0,6,6	0.00	-	0,15,15	0.00	-
86	OHX	A5	3801	-	0,6,6	0.00	-	0,15,15	0.00	-
86	OHX	A5	3802	-	0,6,6	0.00	-	0,15,15	0.00	-
86	OHX	A5	3803	-	0,6,6	0.00	-	0,15,15	0.00	-
86	OHX	A5	3804	-	0,6,6	0.00	-	0,15,15	0.00	-
86	OHX	A5	3805	-	0,6,6	0.00	-	0,15,15	0.00	-
86	OHX	A5	3806	-	0,6,6	0.00	-	0,15,15	0.00	-
86	OHX	A5	3807	86	0,6,6	0.00	-	0,15,15	0.00	-
86	OHX	A5	3808	-	0,6,6	0.00	-	0,15,15	0.00	-
86	OHX	A5	3809	86	0,6,6	0.00	-	0,15,15	0.00	-
86	OHX	A5	3810	-	0,6,6	0.00	-	0,15,15	0.00	-
86	OHX	A5	3811	-	0,6,6	0.00	-	0,15,15	0.00	-
86	OHX	A5	3812	-	0,6,6	0.00	-	0,15,15	0.00	-
86	OHX	A5	3813	-	0,6,6	0.00	-	0,15,15	0.00	-
86	OHX	A5	3814	-	0,6,6	0.00	-	0,15,15	0.00	-
86	OHX	A5	3815	-	0,6,6	0.00	-	0,15,15	0.00	-
86	OHX	A5	3816	-	0,6,6	0.00	-	0,15,15	0.00	-
86	OHX	A5	3817	-	0,6,6	0.00	-	0,15,15	0.00	-
86	OHX	A5	3818	-	0,6,6	0.00	-	0,15,15	0.00	-
86	OHX	A5	3819	-	0,6,6	0.00	-	0,15,15	0.00	-
86	OHX	A5	3820	-	0,6,6	0.00	-	0,15,15	0.00	-
86	OHX	A5	3821	-	0,6,6	0.00	-	0,15,15	0.00	-
86	OHX	A5	3822	-	0,6,6	0.00	-	0,15,15	0.00	-
86	OHX	A5	3823	-	0,6,6	0.00	-	0,15,15	0.00	-
86	OHX	A6	1901	-	0,6,6	0.00	-	0,15,15	0.00	-
86	OHX	A6	1902	-	0,6,6	0.00	-	0,15,15	0.00	-
86	OHX	A6	1903	-	0,6,6	0.00	-	0,15,15	0.00	-
86	OHX	A6	1904	-	0,6,6	0.00	-	0,15,15	0.00	-
86	OHX	A6	1905	-	0,6,6	0.00	-	0,15,15	0.00	-
86	OHX	A6	1906	-	0,6,6	0.00	-	0,15,15	0.00	-
86	OHX	A6	1907	-	0,6,6	0.00	-	0,15,15	0.00	-
86	OHX	A6	1908	-	0,6,6	0.00	-	0,15,15	0.00	-
86	OHX	A6	1909	-	0,6,6	0.00	-	0,15,15	0.00	-
86	OHX	A6	1910	-	0,6,6	0.00	-	0,15,15	0.00	-
86	OHX	A6	1911	-	0,6,6	0.00	-	0,15,15	0.00	-
86	OHX	A6	1912	-	0,6,6	0.00	-	0,15,15	0.00	-

Mol	Type	Chain	Res	Link	Bond lengths			Bond angles		
					Counts	RMSZ	# Z > 2	Counts	RMSZ	# Z > 2
86	OHX	A6	1913	-	0,6,6	0.00	-	0,15,15	0.00	-
86	OHX	A6	1914	-	0,6,6	0.00	-	0,15,15	0.00	-
86	OHX	A6	1915	-	0,6,6	0.00	-	0,15,15	0.00	-
86	OHX	A6	1916	-	0,6,6	0.00	-	0,15,15	0.00	-
86	OHX	A6	1917	-	0,6,6	0.00	-	0,15,15	0.00	-
86	OHX	A6	1918	-	0,6,6	0.00	-	0,15,15	0.00	-
86	OHX	A6	1919	86	0,6,6	0.00	-	0,15,15	0.00	-
86	OHX	A6	1920	-	0,6,6	0.00	-	0,15,15	0.00	-
86	OHX	A6	1921	-	0,6,6	0.00	-	0,15,15	0.00	-
86	OHX	A6	1922	-	0,6,6	0.00	-	0,15,15	0.00	-
86	OHX	A6	1923	-	0,6,6	0.00	-	0,15,15	0.00	-
86	OHX	A6	1924	-	0,6,6	0.00	-	0,15,15	0.00	-
86	OHX	A6	1925	-	0,6,6	0.00	-	0,15,15	0.00	-
86	OHX	A6	1926	-	0,6,6	0.00	-	0,15,15	0.00	-
86	OHX	A6	1927	-	0,6,6	0.00	-	0,15,15	0.00	-
86	OHX	A6	1928	-	0,6,6	0.00	-	0,15,15	0.00	-
86	OHX	A6	1929	-	0,6,6	0.00	-	0,15,15	0.00	-
86	OHX	A6	1930	-	0,6,6	0.00	-	0,15,15	0.00	-
86	OHX	A6	1931	-	0,6,6	0.00	-	0,15,15	0.00	-
86	OHX	A6	1932	-	0,6,6	0.00	-	0,15,15	0.00	-
86	OHX	A6	1933	-	0,6,6	0.00	-	0,15,15	0.00	-
86	OHX	A6	1934	-	0,6,6	0.00	-	0,15,15	0.00	-
86	OHX	A6	1935	-	0,6,6	0.00	-	0,15,15	0.00	-
86	OHX	A6	1936	-	0,6,6	0.00	-	0,15,15	0.00	-
86	OHX	A6	1937	-	0,6,6	0.00	-	0,15,15	0.00	-
86	OHX	A6	1938	-	0,6,6	0.00	-	0,15,15	0.00	-
86	OHX	A6	1939	-	0,6,6	0.00	-	0,15,15	0.00	-
86	OHX	A6	1940	-	0,6,6	0.00	-	0,15,15	0.00	-
86	OHX	A6	1941	-	0,6,6	0.00	-	0,15,15	0.00	-
86	OHX	A6	1942	-	0,6,6	0.00	-	0,15,15	0.00	-
86	OHX	A6	1943	-	0,6,6	0.00	-	0,15,15	0.00	-
86	OHX	A6	1944	-	0,6,6	0.00	-	0,15,15	0.00	-
86	OHX	A6	1945	-	0,6,6	0.00	-	0,15,15	0.00	-
86	OHX	A6	1946	-	0,6,6	0.00	-	0,15,15	0.00	-
86	OHX	A6	1947	-	0,6,6	0.00	-	0,15,15	0.00	-
86	OHX	A6	1948	-	0,6,6	0.00	-	0,15,15	0.00	-
86	OHX	A6	1949	-	0,6,6	0.00	-	0,15,15	0.00	-
86	OHX	A6	1950	-	0,6,6	0.00	-	0,15,15	0.00	-
86	OHX	A6	1951	-	0,6,6	0.00	-	0,15,15	0.00	-
86	OHX	A6	1952	-	0,6,6	0.00	-	0,15,15	0.00	-
86	OHX	A6	1953	-	0,6,6	0.00	-	0,15,15	0.00	-
86	OHX	A6	1954	-	0,6,6	0.00	-	0,15,15	0.00	-
86	OHX	A6	1955	-	0,6,6	0.00	-	0,15,15	0.00	-

Mol	Type	Chain	Res	Link	Bond lengths			Bond angles		
					Counts	RMSZ	# Z > 2	Counts	RMSZ	# Z > 2
86	OHX	A6	1956	-	0,6,6	0.00	-	0,15,15	0.00	-
86	OHX	A6	1957	-	0,6,6	0.00	-	0,15,15	0.00	-
86	OHX	A6	1958	-	0,6,6	0.00	-	0,15,15	0.00	-
86	OHX	A6	1959	-	0,6,6	0.00	-	0,15,15	0.00	-
86	OHX	A6	1960	-	0,6,6	0.00	-	0,15,15	0.00	-
86	OHX	A6	1961	-	0,6,6	0.00	-	0,15,15	0.00	-
86	OHX	A6	1962	-	0,6,6	0.00	-	0,15,15	0.00	-
86	OHX	A6	1963	-	0,6,6	0.00	-	0,15,15	0.00	-
86	OHX	A6	1964	-	0,6,6	0.00	-	0,15,15	0.00	-
86	OHX	A6	1965	-	0,6,6	0.00	-	0,15,15	0.00	-
86	OHX	A6	1966	-	0,6,6	0.00	-	0,15,15	0.00	-
86	OHX	A6	1967	-	0,6,6	0.00	-	0,15,15	0.00	-
86	OHX	A6	1968	-	0,6,6	0.00	-	0,15,15	0.00	-
86	OHX	A6	1969	-	0,6,6	0.00	-	0,15,15	0.00	-
86	OHX	A6	1970	-	0,6,6	0.00	-	0,15,15	0.00	-
86	OHX	A6	1971	-	0,6,6	0.00	-	0,15,15	0.00	-
86	OHX	A6	1972	-	0,6,6	0.00	-	0,15,15	0.00	-
86	OHX	A6	1973	-	0,6,6	0.00	-	0,15,15	0.00	-
86	OHX	A6	1974	-	0,6,6	0.00	-	0,15,15	0.00	-
86	OHX	A6	1975	-	0,6,6	0.00	-	0,15,15	0.00	-
86	OHX	A6	1976	-	0,6,6	0.00	-	0,15,15	0.00	-
86	OHX	A6	1977	-	0,6,6	0.00	-	0,15,15	0.00	-
86	OHX	A6	1978	-	0,6,6	0.00	-	0,15,15	0.00	-
86	OHX	A6	1979	-	0,6,6	0.00	-	0,15,15	0.00	-
86	OHX	A6	1980	-	0,6,6	0.00	-	0,15,15	0.00	-
86	OHX	A6	1981	-	0,6,6	0.00	-	0,15,15	0.00	-
86	OHX	A6	1982	-	0,6,6	0.00	-	0,15,15	0.00	-
86	OHX	A6	1983	-	0,6,6	0.00	-	0,15,15	0.00	-
86	OHX	A6	1984	-	0,6,6	0.00	-	0,15,15	0.00	-
86	OHX	A6	1985	-	0,6,6	0.00	-	0,15,15	0.00	-
86	OHX	A6	1986	-	0,6,6	0.00	-	0,15,15	0.00	-
86	OHX	A6	1987	-	0,6,6	0.00	-	0,15,15	0.00	-
86	OHX	A6	1988	-	0,6,6	0.00	-	0,15,15	0.00	-
86	OHX	A6	1989	-	0,6,6	0.00	-	0,15,15	0.00	-
86	OHX	A6	1990	-	0,6,6	0.00	-	0,15,15	0.00	-
86	OHX	A6	1991	-	0,6,6	0.00	-	0,15,15	0.00	-
86	OHX	A6	1992	-	0,6,6	0.00	-	0,15,15	0.00	-
86	OHX	A6	1993	-	0,6,6	0.00	-	0,15,15	0.00	-
86	OHX	A6	1994	-	0,6,6	0.00	-	0,15,15	0.00	-
86	OHX	A6	1995	-	0,6,6	0.00	-	0,15,15	0.00	-
86	OHX	A6	1996	-	0,6,6	0.00	-	0,15,15	0.00	-
86	OHX	A6	1997	-	0,6,6	0.00	-	0,15,15	0.00	-
86	OHX	A6	1998	-	0,6,6	0.00	-	0,15,15	0.00	-

Mol	Type	Chain	Res	Link	Bond lengths			Bond angles		
					Counts	RMSZ	# Z > 2	Counts	RMSZ	# Z > 2
86	OHX	A6	1999	-	0,6,6	0.00	-	0,15,15	0.00	-
86	OHX	A6	2000	-	0,6,6	0.00	-	0,15,15	0.00	-
86	OHX	A6	2001	-	0,6,6	0.00	-	0,15,15	0.00	-
86	OHX	A6	2002	-	0,6,6	0.00	-	0,15,15	0.00	-
86	OHX	A6	2003	-	0,6,6	0.00	-	0,15,15	0.00	-
86	OHX	A6	2004	-	0,6,6	0.00	-	0,15,15	0.00	-
86	OHX	A6	2005	-	0,6,6	0.00	-	0,15,15	0.00	-
86	OHX	A6	2006	-	0,6,6	0.00	-	0,15,15	0.00	-
86	OHX	A6	2007	-	0,6,6	0.00	-	0,15,15	0.00	-
86	OHX	A6	2008	-	0,6,6	0.00	-	0,15,15	0.00	-
86	OHX	A6	2009	-	0,6,6	0.00	-	0,15,15	0.00	-
86	OHX	A6	2010	-	0,6,6	0.00	-	0,15,15	0.00	-
86	OHX	A6	2011	-	0,6,6	0.00	-	0,15,15	0.00	-
86	OHX	A6	2012	-	0,6,6	0.00	-	0,15,15	0.00	-
86	OHX	A6	2013	-	0,6,6	0.00	-	0,15,15	0.00	-
86	OHX	A6	2014	-	0,6,6	0.00	-	0,15,15	0.00	-
86	OHX	A6	2015	-	0,6,6	0.00	-	0,15,15	0.00	-
86	OHX	A6	2016	-	0,6,6	0.00	-	0,15,15	0.00	-
86	OHX	A6	2017	-	0,6,6	0.00	-	0,15,15	0.00	-
86	OHX	A6	2018	-	0,6,6	0.00	-	0,15,15	0.00	-
86	OHX	A6	2019	-	0,6,6	0.00	-	0,15,15	0.00	-
86	OHX	A6	2020	-	0,6,6	0.00	-	0,15,15	0.00	-
86	OHX	A6	2021	-	0,6,6	0.00	-	0,15,15	0.00	-
86	OHX	A6	2022	-	0,6,6	0.00	-	0,15,15	0.00	-
86	OHX	A6	2023	-	0,6,6	0.00	-	0,15,15	0.00	-
86	OHX	A6	2024	-	0,6,6	0.00	-	0,15,15	0.00	-
86	OHX	A6	2025	-	0,6,6	0.00	-	0,15,15	0.00	-
86	OHX	A6	2026	-	0,6,6	0.00	-	0,15,15	0.00	-
86	OHX	A6	2027	-	0,6,6	0.00	-	0,15,15	0.00	-
86	OHX	A6	2028	-	0,6,6	0.00	-	0,15,15	0.00	-
86	OHX	A6	2029	-	0,6,6	0.00	-	0,15,15	0.00	-
86	OHX	A6	2030	-	0,6,6	0.00	-	0,15,15	0.00	-
86	OHX	A6	2031	-	0,5,6	0.00	-	0,10,15	0.00	-
86	OHX	A6	2032	-	0,6,6	0.00	-	0,15,15	0.00	-
86	OHX	A6	2033	-	0,6,6	0.00	-	0,15,15	0.00	-
86	OHX	A6	2034	-	0,6,6	0.00	-	0,15,15	0.00	-
86	OHX	A6	2035	-	0,6,6	0.00	-	0,15,15	0.00	-
86	OHX	A6	2036	-	0,6,6	0.00	-	0,15,15	0.00	-
86	OHX	A6	2037	-	0,6,6	0.00	-	0,15,15	0.00	-
86	OHX	A6	2038	-	0,6,6	0.00	-	0,15,15	0.00	-
86	OHX	A6	2039	-	0,6,6	0.00	-	0,15,15	0.00	-
86	OHX	A6	2040	-	0,6,6	0.00	-	0,15,15	0.00	-
86	OHX	A6	2041	-	0,6,6	0.00	-	0,15,15	0.00	-

Mol	Type	Chain	Res	Link	Bond lengths			Bond angles		
					Counts	RMSZ	# Z > 2	Counts	RMSZ	# Z > 2
86	OHX	A6	2042	-	0,6,6	0.00	-	0,15,15	0.00	-
86	OHX	A6	2043	-	0,6,6	0.00	-	0,15,15	0.00	-
86	OHX	A6	2044	-	0,6,6	0.00	-	0,15,15	0.00	-
86	OHX	A6	2045	-	0,6,6	0.00	-	0,15,15	0.00	-
86	OHX	A6	2046	-	0,6,6	0.00	-	0,15,15	0.00	-
86	OHX	A6	2047	-	0,6,6	0.00	-	0,15,15	0.00	-
86	OHX	A6	2048	-	0,6,6	0.00	-	0,15,15	0.00	-
86	OHX	A6	2049	-	0,6,6	0.00	-	0,15,15	0.00	-
86	OHX	A6	2050	-	0,6,6	0.00	-	0,15,15	0.00	-
86	OHX	A6	2051	-	0,6,6	0.00	-	0,15,15	0.00	-
86	OHX	A6	2052	-	0,6,6	0.00	-	0,15,15	0.00	-
86	OHX	A6	2053	-	0,6,6	0.00	-	0,15,15	0.00	-
86	OHX	A6	2054	-	0,6,6	0.00	-	0,15,15	0.00	-
86	OHX	A6	2055	-	0,6,6	0.00	-	0,15,15	0.00	-
86	OHX	A6	2056	-	0,6,6	0.00	-	0,15,15	0.00	-
86	OHX	A6	2057	-	0,6,6	0.00	-	0,15,15	0.00	-
86	OHX	A6	2058	-	0,6,6	0.00	-	0,15,15	0.00	-
86	OHX	A6	2059	-	0,6,6	0.00	-	0,15,15	0.00	-
86	OHX	A6	2060	-	0,6,6	0.00	-	0,15,15	0.00	-
86	OHX	A6	2061	-	0,6,6	0.00	-	0,15,15	0.00	-
86	OHX	A6	2062	-	0,6,6	0.00	-	0,15,15	0.00	-
86	OHX	A6	2063	-	0,6,6	0.00	-	0,15,15	0.00	-
86	OHX	A6	2064	-	0,6,6	0.00	-	0,15,15	0.00	-
86	OHX	A6	2065	-	0,6,6	0.00	-	0,15,15	0.00	-
86	OHX	A6	2066	-	0,6,6	0.00	-	0,15,15	0.00	-
86	OHX	A6	2067	-	0,6,6	0.00	-	0,15,15	0.00	-
86	OHX	A6	2068	-	0,6,6	0.00	-	0,15,15	0.00	-
86	OHX	A6	2069	-	0,6,6	0.00	-	0,15,15	0.00	-
86	OHX	A6	2070	-	0,6,6	0.00	-	0,15,15	0.00	-
86	OHX	A6	2071	-	0,6,6	0.00	-	0,15,15	0.00	-
86	OHX	A6	2072	-	0,6,6	0.00	-	0,15,15	0.00	-
86	OHX	A6	2073	-	0,6,6	0.00	-	0,15,15	0.00	-
86	OHX	A6	2074	-	0,6,6	0.00	-	0,15,15	0.00	-
86	OHX	A6	2075	-	0,6,6	0.00	-	0,15,15	0.00	-
86	OHX	A6	2076	86	0,6,6	0.00	-	0,15,15	0.00	-
86	OHX	A6	2077	-	0,6,6	0.00	-	0,15,15	0.00	-
86	OHX	A6	2078	-	0,6,6	0.00	-	0,15,15	0.00	-
86	OHX	A6	2079	-	0,6,6	0.00	-	0,15,15	0.00	-
86	OHX	A6	2080	-	0,6,6	0.00	-	0,15,15	0.00	-
86	OHX	A6	2081	-	0,6,6	0.00	-	0,15,15	0.00	-
86	OHX	A6	2082	-	0,6,6	0.00	-	0,15,15	0.00	-
86	OHX	A6	2083	-	0,6,6	0.00	-	0,15,15	0.00	-
86	OHX	A6	2084	-	0,6,6	0.00	-	0,15,15	0.00	-

Mol	Type	Chain	Res	Link	Bond lengths			Bond angles		
					Counts	RMSZ	# Z > 2	Counts	RMSZ	# Z > 2
86	OHX	A6	2085	-	0,6,6	0.00	-	0,15,15	0.00	-
86	OHX	A6	2086	-	0,6,6	0.00	-	0,15,15	0.00	-
86	OHX	A6	2087	-	0,6,6	0.00	-	0,15,15	0.00	-
86	OHX	A6	2088	-	0,6,6	0.00	-	0,15,15	0.00	-
86	OHX	A6	2089	-	0,6,6	0.00	-	0,15,15	0.00	-
86	OHX	A6	2090	-	0,6,6	0.00	-	0,15,15	0.00	-
86	OHX	A6	2091	-	0,6,6	0.00	-	0,15,15	0.00	-
86	OHX	A6	2092	-	0,6,6	0.00	-	0,15,15	0.00	-
86	OHX	A6	2093	-	0,6,6	0.00	-	0,15,15	0.00	-
86	OHX	A6	2094	-	0,6,6	0.00	-	0,15,15	0.00	-
86	OHX	A6	2095	-	0,6,6	0.00	-	0,15,15	0.00	-
86	OHX	A6	2096	-	0,6,6	0.00	-	0,15,15	0.00	-
86	OHX	A6	2097	-	0,6,6	0.00	-	0,15,15	0.00	-
86	OHX	A6	2098	-	0,6,6	0.00	-	0,15,15	0.00	-
86	OHX	A6	2099	-	0,6,6	0.00	-	0,15,15	0.00	-
86	OHX	A6	2100	-	0,6,6	0.00	-	0,15,15	0.00	-
86	OHX	A7	201	-	0,6,6	0.00	-	0,15,15	0.00	-
86	OHX	A7	202	-	0,6,6	0.00	-	0,15,15	0.00	-
86	OHX	A7	203	-	0,6,6	0.00	-	0,15,15	0.00	-
86	OHX	A7	204	-	0,6,6	0.00	-	0,15,15	0.00	-
86	OHX	A7	205	-	0,6,6	0.00	-	0,15,15	0.00	-
86	OHX	A7	206	-	0,6,6	0.00	-	0,15,15	0.00	-
86	OHX	A7	207	-	0,6,6	0.00	-	0,15,15	0.00	-
86	OHX	A7	208	-	0,6,6	0.00	-	0,15,15	0.00	-
86	OHX	A7	209	-	0,6,6	0.00	-	0,15,15	0.00	-
86	OHX	A7	210	-	0,6,6	0.00	-	0,15,15	0.00	-
86	OHX	A7	211	-	0,6,6	0.00	-	0,15,15	0.00	-
86	OHX	A7	212	-	0,6,6	0.00	-	0,15,15	0.00	-
86	OHX	A7	213	-	0,6,6	0.00	-	0,15,15	0.00	-
86	OHX	A8	202	-	0,6,6	0.00	-	0,15,15	0.00	-
86	OHX	A8	203	-	0,6,6	0.00	-	0,15,15	0.00	-
86	OHX	A8	204	-	0,6,6	0.00	-	0,15,15	0.00	-
86	OHX	A8	205	-	0,6,6	0.00	-	0,15,15	0.00	-
86	OHX	A8	206	-	0,6,6	0.00	-	0,15,15	0.00	-
86	OHX	A8	207	-	0,6,6	0.00	-	0,15,15	0.00	-
86	OHX	A8	208	-	0,6,6	0.00	-	0,15,15	0.00	-
86	OHX	A8	209	-	0,6,6	0.00	-	0,15,15	0.00	-
86	OHX	A8	210	-	0,6,6	0.00	-	0,15,15	0.00	-
86	OHX	A8	211	-	0,6,6	0.00	-	0,15,15	0.00	-
86	OHX	A8	212	-	0,6,6	0.00	-	0,15,15	0.00	-
86	OHX	A8	213	-	0,6,6	0.00	-	0,15,15	0.00	-
86	OHX	A8	214	-	0,6,6	0.00	-	0,15,15	0.00	-
86	OHX	A8	215	-	0,6,6	0.00	-	0,15,15	0.00	-

Mol	Type	Chain	Res	Link	Bond lengths			Bond angles		
					Counts	RMSZ	# Z > 2	Counts	RMSZ	# Z > 2
86	OHX	A8	216	-	0,6,6	0.00	-	0,15,15	0.00	-
86	OHX	A8	217	-	0,6,6	0.00	-	0,15,15	0.00	-
86	OHX	A8	218	-	0,6,6	0.00	-	0,15,15	0.00	-
86	OHX	A8	219	-	0,6,6	0.00	-	0,15,15	0.00	-
86	OHX	A8	220	-	0,6,6	0.00	-	0,15,15	0.00	-
86	OHX	AC	301	-	0,6,6	0.00	-	0,15,15	0.00	-
86	OHX	AI	301	-	0,6,6	0.00	-	0,15,15	0.00	-
86	OHX	AL	201	-	0,6,6	0.00	-	0,15,15	0.00	-
86	OHX	AN	201	-	0,6,6	0.00	-	0,15,15	0.00	-
86	OHX	AP	201	-	0,6,6	0.00	-	0,15,15	0.00	-
86	OHX	Ad	101	-	0,6,6	0.00	-	0,15,15	0.00	-
86	OHX	Ag	401	-	0,6,6	0.00	-	0,15,15	0.00	-
86	OHX	BA	301	-	0,6,6	0.00	-	0,15,15	0.00	-
86	OHX	BB	401	-	0,6,6	0.00	-	0,15,15	0.00	-
86	OHX	BB	402	-	0,6,6	0.00	-	0,15,15	0.00	-
86	OHX	BC	401	-	0,6,6	0.00	-	0,15,15	0.00	-
86	OHX	BD	301	-	0,6,6	0.00	-	0,15,15	0.00	-
86	OHX	BI	301	-	0,6,6	0.00	-	0,15,15	0.00	-
86	OHX	BI	302	-	0,6,6	0.00	-	0,15,15	0.00	-
86	OHX	BI	303	-	0,6,6	0.00	-	0,15,15	0.00	-
86	OHX	BI	304	-	0,6,6	0.00	-	0,15,15	0.00	-
86	OHX	BN	301	-	0,6,6	0.00	-	0,15,15	0.00	-
86	OHX	BO	201	-	0,6,6	0.00	-	0,15,15	0.00	-
86	OHX	BP	201	-	0,6,6	0.00	-	0,15,15	0.00	-
86	OHX	BP	202	-	0,6,6	0.00	-	0,15,15	0.00	-
86	OHX	BR	201	-	0,6,6	0.00	-	0,15,15	0.00	-
86	OHX	BT	201	-	0,6,6	0.00	-	0,15,15	0.00	-
86	OHX	Bb	101	-	0,6,6	0.00	-	0,15,15	0.00	-
86	OHX	Bf	201	-	0,6,6	0.00	-	0,15,15	0.00	-
86	OHX	Bj	101	-	0,6,6	0.00	-	0,15,15	0.00	-
86	OHX	Bj	102	-	0,6,6	0.00	-	0,15,15	0.00	-
86	OHX	Bj	103	-	0,6,6	0.00	-	0,15,15	0.00	-
86	OHX	Bo	201	-	0,6,6	0.00	-	0,15,15	0.00	-
86	OHX	CB	301	-	0,6,6	0.00	-	0,15,15	0.00	-
86	OHX	CG	301	-	0,6,6	0.00	-	0,15,15	0.00	-
86	OHX	CG	302	-	0,6,6	0.00	-	0,15,15	0.00	-
86	OHX	CI	301	-	0,6,6	0.00	-	0,15,15	0.00	-
86	OHX	CJ	201	-	0,6,6	0.00	-	0,15,15	0.00	-
86	OHX	CL	201	-	0,6,6	0.00	-	0,15,15	0.00	-
86	OHX	CN	201	-	0,6,6	0.00	-	0,15,15	0.00	-
86	OHX	CP	201	-	0,6,6	0.00	-	0,15,15	0.00	-
86	OHX	CP	202	-	0,6,6	0.00	-	0,15,15	0.00	-
86	OHX	CS	201	-	0,6,6	0.00	-	0,15,15	0.00	-

Mol	Type	Chain	Res	Link	Bond lengths			Bond angles		
					Counts	RMSZ	# Z > 2	Counts	RMSZ	# Z > 2
86	OHX	CY	201	-	0,6,6	0.00	-	0,15,15	0.00	-
86	OHX	CY	202	-	0,6,6	0.00	-	0,15,15	0.00	-
86	OHX	Cd	101	-	0,6,6	0.00	-	0,15,15	0.00	-
86	OHX	Cg	401	-	0,6,6	0.00	-	0,15,15	0.00	-
86	OHX	DA	302	-	0,6,6	0.00	-	0,15,15	0.00	-
86	OHX	DB	401	-	0,6,6	0.00	-	0,15,15	0.00	-
86	OHX	DB	402	-	0,6,6	0.00	-	0,15,15	0.00	-
86	OHX	DC	401	-	0,6,6	0.00	-	0,15,15	0.00	-
86	OHX	DC	402	-	0,6,6	0.00	-	0,15,15	0.00	-
86	OHX	DD	301	-	0,6,6	0.00	-	0,15,15	0.00	-
86	OHX	DG	301	-	0,6,6	0.00	-	0,15,15	0.00	-
86	OHX	DH	201	-	0,6,6	0.00	-	0,15,15	0.00	-
86	OHX	DI	301	-	0,6,6	0.00	-	0,15,15	0.00	-
86	OHX	DI	302	-	0,6,6	0.00	-	0,15,15	0.00	-
86	OHX	DJ	201	-	0,6,6	0.00	-	0,15,15	0.00	-
86	OHX	DM	201	-	0,6,6	0.00	-	0,15,15	0.00	-
86	OHX	DO	201	-	0,6,6	0.00	-	0,15,15	0.00	-
86	OHX	DP	201	-	0,6,6	0.00	-	0,15,15	0.00	-
86	OHX	DQ	201	-	0,6,6	0.00	-	0,15,15	0.00	-
86	OHX	DR	201	-	0,6,6	0.00	-	0,15,15	0.00	-
86	OHX	DV	201	-	0,6,6	0.00	-	0,15,15	0.00	-
86	OHX	Db	101	-	0,6,6	0.00	-	0,15,15	0.00	-
86	OHX	De	201	-	0,6,6	0.00	-	0,15,15	0.00	-
86	OHX	Df	201	-	0,6,6	0.00	-	0,15,15	0.00	-
86	OHX	Dg	201	-	0,6,6	0.00	-	0,15,15	0.00	-
86	OHX	Dh	201	-	0,6,6	0.00	-	0,15,15	0.00	-
86	OHX	Dj	104	-	0,6,6	0.00	-	0,15,15	0.00	-
86	OHX	Do	201	-	0,6,6	0.00	-	0,15,15	0.00	-

In the following table, the Chirals column lists the number of chiral outliers, the number of chiral centers analysed, the number of these observed in the model and the number defined in the chemical component dictionary. Similar counts are reported in the Torsion and Rings columns. '-' means no outliers of that kind were identified.

Mol	Type	Chain	Res	Link	Chirals	Torsions	Rings
86	OHX	A1	3401	-	-	0/0/0/0	0/0/0/0
86	OHX	A1	3402	-	-	0/0/0/0	0/0/0/0
86	OHX	A1	3403	-	-	0/0/0/0	0/0/0/0
86	OHX	A1	3407	-	-	0/0/0/0	0/0/0/0
86	OHX	A1	3408	-	-	0/0/0/0	0/0/0/0
86	OHX	A1	3409	-	-	0/0/0/0	0/0/0/0
86	OHX	A1	3410	-	-	0/0/0/0	0/0/0/0
86	OHX	A1	3411	-	-	0/0/0/0	0/0/0/0

Continued on next page...

Continued from previous page...

Mol	Type	Chain	Res	Link	Chirals	Torsions	Rings
86	OHX	A1	3412	-	-	0/0/0/0	0/0/0/0
86	OHX	A1	3413	-	-	0/0/0/0	0/0/0/0
86	OHX	A1	3414	-	-	0/0/0/0	0/0/0/0
86	OHX	A1	3415	-	-	0/0/0/0	0/0/0/0
86	OHX	A1	3416	-	-	0/0/0/0	0/0/0/0
86	OHX	A1	3417	-	-	0/0/0/0	0/0/0/0
86	OHX	A1	3418	-	-	0/0/0/0	0/0/0/0
86	OHX	A1	3419	-	-	0/0/0/0	0/0/0/0
86	OHX	A1	3420	-	-	0/0/0/0	0/0/0/0
86	OHX	A1	3421	-	-	0/0/0/0	0/0/0/0
86	OHX	A1	3422	-	-	0/0/0/0	0/0/0/0
86	OHX	A1	3423	-	-	0/0/0/0	0/0/0/0
86	OHX	A1	3424	-	-	0/0/0/0	0/0/0/0
86	OHX	A1	3425	-	-	0/0/0/0	0/0/0/0
86	OHX	A1	3426	-	-	0/0/0/0	0/0/0/0
86	OHX	A1	3427	-	-	0/0/0/0	0/0/0/0
86	OHX	A1	3428	-	-	0/0/0/0	0/0/0/0
86	OHX	A1	3429	-	-	0/0/0/0	0/0/0/0
86	OHX	A1	3430	-	-	0/0/0/0	0/0/0/0
86	OHX	A1	3431	-	-	0/0/0/0	0/0/0/0
86	OHX	A1	3432	-	-	0/0/0/0	0/0/0/0
86	OHX	A1	3433	-	-	0/0/0/0	0/0/0/0
86	OHX	A1	3434	-	-	0/0/0/0	0/0/0/0
86	OHX	A1	3435	-	-	0/0/0/0	0/0/0/0
86	OHX	A1	3436	-	-	0/0/0/0	0/0/0/0
86	OHX	A1	3437	-	-	0/0/0/0	0/0/0/0
86	OHX	A1	3438	86	-	0/0/0/0	0/0/0/0
86	OHX	A1	3439	86	-	0/0/0/0	0/0/0/0
86	OHX	A1	3440	-	-	0/0/0/0	0/0/0/0
86	OHX	A1	3441	-	-	0/0/0/0	0/0/0/0
86	OHX	A1	3442	-	-	0/0/0/0	0/0/0/0
86	OHX	A1	3443	-	-	0/0/0/0	0/0/0/0
86	OHX	A1	3444	-	-	0/0/0/0	0/0/0/0
86	OHX	A1	3445	-	-	0/0/0/0	0/0/0/0
86	OHX	A1	3446	-	-	0/0/0/0	0/0/0/0
86	OHX	A1	3447	-	-	0/0/0/0	0/0/0/0
86	OHX	A1	3448	-	-	0/0/0/0	0/0/0/0
86	OHX	A1	3449	-	-	0/0/0/0	0/0/0/0
86	OHX	A1	3450	-	-	0/0/0/0	0/0/0/0
86	OHX	A1	3451	-	-	0/0/0/0	0/0/0/0
86	OHX	A1	3452	-	-	0/0/0/0	0/0/0/0
86	OHX	A1	3453	-	-	0/0/0/0	0/0/0/0

Continued on next page...

Continued from previous page...

Mol	Type	Chain	Res	Link	Chirals	Torsions	Rings
86	OHX	A1	3454	-	-	0/0/0/0	0/0/0/0
86	OHX	A1	3455	-	-	0/0/0/0	0/0/0/0
86	OHX	A1	3456	-	-	0/0/0/0	0/0/0/0
86	OHX	A1	3457	-	-	0/0/0/0	0/0/0/0
86	OHX	A1	3458	-	-	0/0/0/0	0/0/0/0
86	OHX	A1	3459	-	-	0/0/0/0	0/0/0/0
86	OHX	A1	3460	-	-	0/0/0/0	0/0/0/0
86	OHX	A1	3461	-	-	0/0/0/0	0/0/0/0
86	OHX	A1	3462	-	-	0/0/0/0	0/0/0/0
86	OHX	A1	3463	-	-	0/0/0/0	0/0/0/0
86	OHX	A1	3464	-	-	0/0/0/0	0/0/0/0
86	OHX	A1	3465	-	-	0/0/0/0	0/0/0/0
86	OHX	A1	3466	-	-	0/0/0/0	0/0/0/0
86	OHX	A1	3467	-	-	0/0/0/0	0/0/0/0
86	OHX	A1	3468	-	-	0/0/0/0	0/0/0/0
86	OHX	A1	3469	-	-	0/0/0/0	0/0/0/0
86	OHX	A1	3470	-	-	0/0/0/0	0/0/0/0
86	OHX	A1	3471	-	-	0/0/0/0	0/0/0/0
86	OHX	A1	3472	-	-	0/0/0/0	0/0/0/0
86	OHX	A1	3473	-	-	0/0/0/0	0/0/0/0
86	OHX	A1	3474	-	-	0/0/0/0	0/0/0/0
86	OHX	A1	3475	-	-	0/0/0/0	0/0/0/0
86	OHX	A1	3476	-	-	0/0/0/0	0/0/0/0
86	OHX	A1	3477	-	-	0/0/0/0	0/0/0/0
86	OHX	A1	3478	-	-	0/0/0/0	0/0/0/0
86	OHX	A1	3479	-	-	0/0/0/0	0/0/0/0
86	OHX	A1	3480	-	-	0/0/0/0	0/0/0/0
86	OHX	A1	3481	-	-	0/0/0/0	0/0/0/0
86	OHX	A1	3482	-	-	0/0/0/0	0/0/0/0
86	OHX	A1	3483	-	-	0/0/0/0	0/0/0/0
86	OHX	A1	3484	-	-	0/0/0/0	0/0/0/0
86	OHX	A1	3485	-	-	0/0/0/0	0/0/0/0
86	OHX	A1	3486	-	-	0/0/0/0	0/0/0/0
86	OHX	A1	3487	-	-	0/0/0/0	0/0/0/0
86	OHX	A1	3488	-	-	0/0/0/0	0/0/0/0
86	OHX	A1	3489	-	-	0/0/0/0	0/0/0/0
86	OHX	A1	3490	-	-	0/0/0/0	0/0/0/0
86	OHX	A1	3491	-	-	0/0/0/0	0/0/0/0
86	OHX	A1	3492	-	-	0/0/0/0	0/0/0/0
86	OHX	A1	3493	-	-	0/0/0/0	0/0/0/0
86	OHX	A1	3494	-	-	0/0/0/0	0/0/0/0
86	OHX	A1	3495	-	-	0/0/0/0	0/0/0/0

Continued on next page...

Continued from previous page...

Mol	Type	Chain	Res	Link	Chirals	Torsions	Rings
86	OHX	A1	3496	-	-	0/0/0/0	0/0/0/0
86	OHX	A1	3497	-	-	0/0/0/0	0/0/0/0
86	OHX	A1	3498	-	-	0/0/0/0	0/0/0/0
86	OHX	A1	3499	-	-	0/0/0/0	0/0/0/0
86	OHX	A1	3500	-	-	0/0/0/0	0/0/0/0
86	OHX	A1	3501	-	-	0/0/0/0	0/0/0/0
86	OHX	A1	3502	-	-	0/0/0/0	0/0/0/0
86	OHX	A1	3503	-	-	0/0/0/0	0/0/0/0
86	OHX	A1	3504	-	-	0/0/0/0	0/0/0/0
86	OHX	A1	3505	-	-	0/0/0/0	0/0/0/0
86	OHX	A1	3506	-	-	0/0/0/0	0/0/0/0
86	OHX	A1	3507	-	-	0/0/0/0	0/0/0/0
86	OHX	A1	3508	-	-	0/0/0/0	0/0/0/0
86	OHX	A1	3509	-	-	0/0/0/0	0/0/0/0
86	OHX	A1	3510	-	-	0/0/0/0	0/0/0/0
86	OHX	A1	3511	-	-	0/0/0/0	0/0/0/0
86	OHX	A1	3512	-	-	0/0/0/0	0/0/0/0
86	OHX	A1	3513	-	-	0/0/0/0	0/0/0/0
86	OHX	A1	3514	-	-	0/0/0/0	0/0/0/0
86	OHX	A1	3515	-	-	0/0/0/0	0/0/0/0
86	OHX	A1	3516	-	-	0/0/0/0	0/0/0/0
86	OHX	A1	3517	-	-	0/0/0/0	0/0/0/0
86	OHX	A1	3518	-	-	0/0/0/0	0/0/0/0
86	OHX	A1	3519	-	-	0/0/0/0	0/0/0/0
86	OHX	A1	3520	-	-	0/0/0/0	0/0/0/0
86	OHX	A1	3521	86	-	0/0/0/0	0/0/0/0
86	OHX	A1	3522	-	-	0/0/0/0	0/0/0/0
86	OHX	A1	3523	-	-	0/0/0/0	0/0/0/0
86	OHX	A1	3524	-	-	0/0/0/0	0/0/0/0
86	OHX	A1	3525	-	-	0/0/0/0	0/0/0/0
86	OHX	A1	3526	-	-	0/0/0/0	0/0/0/0
86	OHX	A1	3527	-	-	0/0/0/0	0/0/0/0
86	OHX	A1	3528	-	-	0/0/0/0	0/0/0/0
86	OHX	A1	3529	-	-	0/0/0/0	0/0/0/0
86	OHX	A1	3530	-	-	0/0/0/0	0/0/0/0
86	OHX	A1	3531	-	-	0/0/0/0	0/0/0/0
86	OHX	A1	3532	-	-	0/0/0/0	0/0/0/0
86	OHX	A1	3533	-	-	0/0/0/0	0/0/0/0
86	OHX	A1	3534	-	-	0/0/0/0	0/0/0/0
86	OHX	A1	3535	-	-	0/0/0/0	0/0/0/0
86	OHX	A1	3536	-	-	0/0/0/0	0/0/0/0
86	OHX	A1	3537	-	-	0/0/0/0	0/0/0/0

Continued on next page...

Continued from previous page...

Mol	Type	Chain	Res	Link	Chirals	Torsions	Rings
86	OHX	A1	3538	-	-	0/0/0/0	0/0/0/0
86	OHX	A1	3539	-	-	0/0/0/0	0/0/0/0
86	OHX	A1	3540	-	-	0/0/0/0	0/0/0/0
86	OHX	A1	3541	-	-	0/0/0/0	0/0/0/0
86	OHX	A1	3542	-	-	0/0/0/0	0/0/0/0
86	OHX	A1	3543	-	-	0/0/0/0	0/0/0/0
86	OHX	A1	3544	-	-	0/0/0/0	0/0/0/0
86	OHX	A1	3545	-	-	0/0/0/0	0/0/0/0
86	OHX	A1	3546	-	-	0/0/0/0	0/0/0/0
86	OHX	A1	3547	-	-	0/0/0/0	0/0/0/0
86	OHX	A1	3548	-	-	0/0/0/0	0/0/0/0
86	OHX	A1	3549	-	-	0/0/0/0	0/0/0/0
86	OHX	A1	3550	-	-	0/0/0/0	0/0/0/0
86	OHX	A1	3551	-	-	0/0/0/0	0/0/0/0
86	OHX	A1	3552	-	-	0/0/0/0	0/0/0/0
86	OHX	A1	3553	-	-	0/0/0/0	0/0/0/0
86	OHX	A1	3554	-	-	0/0/0/0	0/0/0/0
86	OHX	A1	3555	-	-	0/0/0/0	0/0/0/0
86	OHX	A1	3556	-	-	0/0/0/0	0/0/0/0
86	OHX	A1	3557	-	-	0/0/0/0	0/0/0/0
86	OHX	A1	3558	-	-	0/0/0/0	0/0/0/0
86	OHX	A1	3559	-	-	0/0/0/0	0/0/0/0
86	OHX	A1	3560	-	-	0/0/0/0	0/0/0/0
86	OHX	A1	3561	-	-	0/0/0/0	0/0/0/0
86	OHX	A1	3562	-	-	0/0/0/0	0/0/0/0
86	OHX	A1	3563	-	-	0/0/0/0	0/0/0/0
86	OHX	A1	3564	-	-	0/0/0/0	0/0/0/0
86	OHX	A1	3565	-	-	0/0/0/0	0/0/0/0
86	OHX	A1	3566	-	-	0/0/0/0	0/0/0/0
86	OHX	A1	3567	-	-	0/0/0/0	0/0/0/0
86	OHX	A1	3568	-	-	0/0/0/0	0/0/0/0
86	OHX	A1	3569	-	-	0/0/0/0	0/0/0/0
86	OHX	A1	3570	-	-	0/0/0/0	0/0/0/0
86	OHX	A1	3571	-	-	0/0/0/0	0/0/0/0
86	OHX	A1	3572	-	-	0/0/0/0	0/0/0/0
86	OHX	A1	3573	-	-	0/0/0/0	0/0/0/0
86	OHX	A1	3574	-	-	0/0/0/0	0/0/0/0
86	OHX	A1	3575	-	-	0/0/0/0	0/0/0/0
86	OHX	A1	3576	-	-	0/0/0/0	0/0/0/0
86	OHX	A1	3577	-	-	0/0/0/0	0/0/0/0
86	OHX	A1	3578	-	-	0/0/0/0	0/0/0/0
86	OHX	A1	3579	-	-	0/0/0/0	0/0/0/0

Continued on next page...

Continued from previous page...

Mol	Type	Chain	Res	Link	Chirals	Torsions	Rings
86	OHX	A1	3580	-	-	0/0/0/0	0/0/0/0
86	OHX	A1	3581	-	-	0/0/0/0	0/0/0/0
86	OHX	A1	3582	-	-	0/0/0/0	0/0/0/0
86	OHX	A1	3583	-	-	0/0/0/0	0/0/0/0
86	OHX	A1	3584	-	-	0/0/0/0	0/0/0/0
86	OHX	A1	3585	-	-	0/0/0/0	0/0/0/0
86	OHX	A1	3586	-	-	0/0/0/0	0/0/0/0
86	OHX	A1	3587	-	-	0/0/0/0	0/0/0/0
86	OHX	A1	3588	-	-	0/0/0/0	0/0/0/0
86	OHX	A1	3589	-	-	0/0/0/0	0/0/0/0
86	OHX	A1	3590	-	-	0/0/0/0	0/0/0/0
86	OHX	A1	3591	-	-	0/0/0/0	0/0/0/0
86	OHX	A1	3592	-	-	0/0/0/0	0/0/0/0
86	OHX	A1	3593	-	-	0/0/0/0	0/0/0/0
86	OHX	A1	3594	-	-	0/0/0/0	0/0/0/0
86	OHX	A1	3595	-	-	0/0/0/0	0/0/0/0
86	OHX	A1	3596	-	-	0/0/0/0	0/0/0/0
86	OHX	A1	3597	-	-	0/0/0/0	0/0/0/0
86	OHX	A1	3598	-	-	0/0/0/0	0/0/0/0
86	OHX	A1	3599	-	-	0/0/0/0	0/0/0/0
86	OHX	A1	3600	-	-	0/0/0/0	0/0/0/0
86	OHX	A1	3601	-	-	0/0/0/0	0/0/0/0
86	OHX	A1	3602	-	-	0/0/0/0	0/0/0/0
86	OHX	A1	3603	-	-	0/0/0/0	0/0/0/0
86	OHX	A1	3604	-	-	0/0/0/0	0/0/0/0
86	OHX	A1	3605	-	-	0/0/0/0	0/0/0/0
86	OHX	A1	3606	-	-	0/0/0/0	0/0/0/0
86	OHX	A1	3607	-	-	0/0/0/0	0/0/0/0
86	OHX	A1	3608	-	-	0/0/0/0	0/0/0/0
86	OHX	A1	3609	-	-	0/0/0/0	0/0/0/0
86	OHX	A1	3610	-	-	0/0/0/0	0/0/0/0
86	OHX	A1	3611	-	-	0/0/0/0	0/0/0/0
86	OHX	A1	3612	-	-	0/0/0/0	0/0/0/0
86	OHX	A1	3613	-	-	0/0/0/0	0/0/0/0
86	OHX	A1	3614	-	-	0/0/0/0	0/0/0/0
86	OHX	A1	3615	-	-	0/0/0/0	0/0/0/0
86	OHX	A1	3616	-	-	0/0/0/0	0/0/0/0
86	OHX	A1	3617	-	-	0/0/0/0	0/0/0/0
86	OHX	A1	3618	-	-	0/0/0/0	0/0/0/0
86	OHX	A1	3619	-	-	0/0/0/0	0/0/0/0
86	OHX	A1	3620	-	-	0/0/0/0	0/0/0/0
86	OHX	A1	3621	-	-	0/0/0/0	0/0/0/0

Continued on next page...

Continued from previous page...

Mol	Type	Chain	Res	Link	Chirals	Torsions	Rings
86	OHX	A1	3622	-	-	0/0/0/0	0/0/0/0
86	OHX	A1	3623	-	-	0/0/0/0	0/0/0/0
86	OHX	A1	3624	-	-	0/0/0/0	0/0/0/0
86	OHX	A1	3625	-	-	0/0/0/0	0/0/0/0
86	OHX	A1	3626	-	-	0/0/0/0	0/0/0/0
86	OHX	A1	3627	-	-	0/0/0/0	0/0/0/0
86	OHX	A1	3628	-	-	0/0/0/0	0/0/0/0
86	OHX	A1	3629	-	-	0/0/0/0	0/0/0/0
86	OHX	A1	3630	-	-	0/0/0/0	0/0/0/0
86	OHX	A1	3631	-	-	0/0/0/0	0/0/0/0
86	OHX	A1	3632	-	-	0/0/0/0	0/0/0/0
86	OHX	A1	3633	-	-	0/0/0/0	0/0/0/0
86	OHX	A1	3634	-	-	0/0/0/0	0/0/0/0
86	OHX	A1	3635	-	-	0/0/0/0	0/0/0/0
86	OHX	A1	3636	-	-	0/0/0/0	0/0/0/0
86	OHX	A1	3637	-	-	0/0/0/0	0/0/0/0
86	OHX	A1	3638	-	-	0/0/0/0	0/0/0/0
86	OHX	A1	3639	-	-	0/0/0/0	0/0/0/0
86	OHX	A1	3640	-	-	0/0/0/0	0/0/0/0
86	OHX	A1	3641	-	-	0/0/0/0	0/0/0/0
86	OHX	A1	3642	-	-	0/0/0/0	0/0/0/0
86	OHX	A1	3643	-	-	0/0/0/0	0/0/0/0
86	OHX	A1	3644	-	-	0/0/0/0	0/0/0/0
86	OHX	A1	3645	-	-	0/0/0/0	0/0/0/0
86	OHX	A1	3646	-	-	0/0/0/0	0/0/0/0
86	OHX	A1	3647	-	-	0/0/0/0	0/0/0/0
86	OHX	A1	3648	-	-	0/0/0/0	0/0/0/0
86	OHX	A1	3649	-	-	0/0/0/0	0/0/0/0
86	OHX	A1	3650	-	-	0/0/0/0	0/0/0/0
86	OHX	A1	3651	-	-	0/0/0/0	0/0/0/0
86	OHX	A1	3652	-	-	0/0/0/0	0/0/0/0
86	OHX	A1	3653	-	-	0/0/0/0	0/0/0/0
86	OHX	A1	3654	-	-	0/0/0/0	0/0/0/0
86	OHX	A1	3655	-	-	0/0/0/0	0/0/0/0
86	OHX	A1	3656	-	-	0/0/0/0	0/0/0/0
86	OHX	A1	3657	-	-	0/0/0/0	0/0/0/0
86	OHX	A1	3658	-	-	0/0/0/0	0/0/0/0
86	OHX	A1	3659	-	-	0/0/0/0	0/0/0/0
86	OHX	A1	3660	-	-	0/0/0/0	0/0/0/0
86	OHX	A1	3661	-	-	0/0/0/0	0/0/0/0
86	OHX	A1	3662	-	-	0/0/0/0	0/0/0/0
86	OHX	A1	3663	-	-	0/0/0/0	0/0/0/0

Continued on next page...

Continued from previous page...

Mol	Type	Chain	Res	Link	Chirals	Torsions	Rings
86	OHX	A1	3664	-	-	0/0/0/0	0/0/0/0
86	OHX	A1	3665	-	-	0/0/0/0	0/0/0/0
86	OHX	A1	3666	-	-	0/0/0/0	0/0/0/0
86	OHX	A1	3667	-	-	0/0/0/0	0/0/0/0
86	OHX	A1	3668	-	-	0/0/0/0	0/0/0/0
86	OHX	A1	3669	-	-	0/0/0/0	0/0/0/0
86	OHX	A1	3670	-	-	0/0/0/0	0/0/0/0
86	OHX	A1	3671	-	-	0/0/0/0	0/0/0/0
86	OHX	A1	3672	-	-	0/0/0/0	0/0/0/0
86	OHX	A1	3673	-	-	0/0/0/0	0/0/0/0
86	OHX	A1	3674	-	-	0/0/0/0	0/0/0/0
86	OHX	A1	3675	-	-	0/0/0/0	0/0/0/0
86	OHX	A1	3676	-	-	0/0/0/0	0/0/0/0
86	OHX	A1	3677	-	-	0/0/0/0	0/0/0/0
86	OHX	A1	3678	-	-	0/0/0/0	0/0/0/0
86	OHX	A1	3679	-	-	0/0/0/0	0/0/0/0
86	OHX	A1	3680	-	-	0/0/0/0	0/0/0/0
86	OHX	A1	3681	-	-	0/0/0/0	0/0/0/0
86	OHX	A1	3682	-	-	0/0/0/0	0/0/0/0
86	OHX	A1	3683	-	-	0/0/0/0	0/0/0/0
86	OHX	A1	3684	-	-	0/0/0/0	0/0/0/0
86	OHX	A1	3685	-	-	0/0/0/0	0/0/0/0
86	OHX	A1	3686	-	-	0/0/0/0	0/0/0/0
86	OHX	A1	3687	-	-	0/0/0/0	0/0/0/0
86	OHX	A1	3688	-	-	0/0/0/0	0/0/0/0
86	OHX	A1	3689	-	-	0/0/0/0	0/0/0/0
86	OHX	A1	3690	-	-	0/0/0/0	0/0/0/0
86	OHX	A1	3691	-	-	0/0/0/0	0/0/0/0
86	OHX	A1	3692	-	-	0/0/0/0	0/0/0/0
86	OHX	A1	3693	-	-	0/0/0/0	0/0/0/0
86	OHX	A1	3694	-	-	0/0/0/0	0/0/0/0
86	OHX	A1	3695	-	-	0/0/0/0	0/0/0/0
86	OHX	A1	3696	-	-	0/0/0/0	0/0/0/0
86	OHX	A1	3697	-	-	0/0/0/0	0/0/0/0
86	OHX	A1	3698	-	-	0/0/0/0	0/0/0/0
86	OHX	A1	3699	-	-	0/0/0/0	0/0/0/0
86	OHX	A1	3700	-	-	0/0/0/0	0/0/0/0
86	OHX	A1	3701	-	-	0/0/0/0	0/0/0/0
86	OHX	A1	3702	-	-	0/0/0/0	0/0/0/0
86	OHX	A1	3703	-	-	0/0/0/0	0/0/0/0
86	OHX	A1	3704	-	-	0/0/0/0	0/0/0/0
86	OHX	A1	3705	-	-	0/0/0/0	0/0/0/0

Continued on next page...

Continued from previous page...

Mol	Type	Chain	Res	Link	Chirals	Torsions	Rings
86	OHX	A1	3706	-	-	0/0/0/0	0/0/0/0
86	OHX	A1	3707	-	-	0/0/0/0	0/0/0/0
86	OHX	A1	3708	-	-	0/0/0/0	0/0/0/0
86	OHX	A1	3709	-	-	0/0/0/0	0/0/0/0
86	OHX	A1	3710	-	-	0/0/0/0	0/0/0/0
86	OHX	A1	3711	-	-	0/0/0/0	0/0/0/0
86	OHX	A1	3712	-	-	0/0/0/0	0/0/0/0
86	OHX	A1	3713	-	-	0/0/0/0	0/0/0/0
86	OHX	A1	3714	-	-	0/0/0/0	0/0/0/0
86	OHX	A1	3715	-	-	0/0/0/0	0/0/0/0
86	OHX	A1	3716	-	-	0/0/0/0	0/0/0/0
86	OHX	A1	3717	-	-	0/0/0/0	0/0/0/0
86	OHX	A1	3718	-	-	0/0/0/0	0/0/0/0
86	OHX	A1	3719	-	-	0/0/0/0	0/0/0/0
86	OHX	A1	3720	-	-	0/0/0/0	0/0/0/0
86	OHX	A1	3721	-	-	0/0/0/0	0/0/0/0
86	OHX	A1	3722	-	-	0/0/0/0	0/0/0/0
86	OHX	A1	3723	-	-	0/0/0/0	0/0/0/0
86	OHX	A1	3724	-	-	0/0/0/0	0/0/0/0
86	OHX	A1	3725	-	-	0/0/0/0	0/0/0/0
86	OHX	A1	3726	-	-	0/0/0/0	0/0/0/0
86	OHX	A1	3727	-	-	0/0/0/0	0/0/0/0
86	OHX	A1	3728	-	-	0/0/0/0	0/0/0/0
86	OHX	A1	3729	-	-	0/0/0/0	0/0/0/0
86	OHX	A1	3730	-	-	0/0/0/0	0/0/0/0
86	OHX	A1	3731	-	-	0/0/0/0	0/0/0/0
86	OHX	A1	3732	-	-	0/0/0/0	0/0/0/0
86	OHX	A1	3733	-	-	0/0/0/0	0/0/0/0
86	OHX	A1	3734	-	-	0/0/0/0	0/0/0/0
86	OHX	A1	3735	-	-	0/0/0/0	0/0/0/0
86	OHX	A1	3736	-	-	0/0/0/0	0/0/0/0
86	OHX	A1	3737	-	-	0/0/0/0	0/0/0/0
86	OHX	A1	3738	-	-	0/0/0/0	0/0/0/0
86	OHX	A1	3739	-	-	0/0/0/0	0/0/0/0
86	OHX	A1	3740	-	-	0/0/0/0	0/0/0/0
86	OHX	A1	3741	-	-	0/0/0/0	0/0/0/0
86	OHX	A1	3742	-	-	0/0/0/0	0/0/0/0
86	OHX	A1	3743	-	-	0/0/0/0	0/0/0/0
86	OHX	A1	3744	-	-	0/0/0/0	0/0/0/0
86	OHX	A1	3745	-	-	0/0/0/0	0/0/0/0
86	OHX	A1	3746	-	-	0/0/0/0	0/0/0/0
86	OHX	A1	3747	-	-	0/0/0/0	0/0/0/0

Continued on next page...

Continued from previous page...

Mol	Type	Chain	Res	Link	Chirals	Torsions	Rings
86	OHX	A1	3748	-	-	0/0/0/0	0/0/0/0
86	OHX	A1	3749	-	-	0/0/0/0	0/0/0/0
86	OHX	A1	3750	-	-	0/0/0/0	0/0/0/0
86	OHX	A1	3751	-	-	0/0/0/0	0/0/0/0
86	OHX	A1	3752	-	-	0/0/0/0	0/0/0/0
86	OHX	A1	3753	-	-	0/0/0/0	0/0/0/0
86	OHX	A1	3754	-	-	0/0/0/0	0/0/0/0
86	OHX	A1	3755	-	-	0/0/0/0	0/0/0/0
86	OHX	A1	3756	-	-	0/0/0/0	0/0/0/0
86	OHX	A1	3757	-	-	0/0/0/0	0/0/0/0
86	OHX	A1	3758	-	-	0/0/0/0	0/0/0/0
86	OHX	A1	3759	-	-	0/0/0/0	0/0/0/0
86	OHX	A1	3760	-	-	0/0/0/0	0/0/0/0
86	OHX	A1	3761	-	-	0/0/0/0	0/0/0/0
86	OHX	A1	3762	-	-	0/0/0/0	0/0/0/0
86	OHX	A1	3763	-	-	0/0/0/0	0/0/0/0
86	OHX	A1	3764	-	-	0/0/0/0	0/0/0/0
86	OHX	A1	3765	-	-	0/0/0/0	0/0/0/0
86	OHX	A1	3766	-	-	0/0/0/0	0/0/0/0
86	OHX	A1	3767	-	-	0/0/0/0	0/0/0/0
86	OHX	A1	3768	-	-	0/0/0/0	0/0/0/0
86	OHX	A1	3769	-	-	0/0/0/0	0/0/0/0
86	OHX	A1	3770	-	-	0/0/0/0	0/0/0/0
86	OHX	A1	3771	-	-	0/0/0/0	0/0/0/0
86	OHX	A1	3772	-	-	0/0/0/0	0/0/0/0
86	OHX	A1	3773	-	-	0/0/0/0	0/0/0/0
86	OHX	A1	3774	-	-	0/0/0/0	0/0/0/0
86	OHX	A1	3775	86	-	0/0/0/0	0/0/0/0
86	OHX	A1	3776	-	-	0/0/0/0	0/0/0/0
86	OHX	A1	3777	-	-	0/0/0/0	0/0/0/0
86	OHX	A1	3778	-	-	0/0/0/0	0/0/0/0
86	OHX	A1	3779	-	-	0/0/0/0	0/0/0/0
86	OHX	A1	3780	-	-	0/0/0/0	0/0/0/0
86	OHX	A1	3781	-	-	0/0/0/0	0/0/0/0
86	OHX	A1	3782	-	-	0/0/0/0	0/0/0/0
86	OHX	A1	3783	-	-	0/0/0/0	0/0/0/0
86	OHX	A1	3784	-	-	0/0/0/0	0/0/0/0
86	OHX	A1	3785	-	-	0/0/0/0	0/0/0/0
86	OHX	A1	3786	-	-	0/0/0/0	0/0/0/0
86	OHX	A1	3787	-	-	0/0/0/0	0/0/0/0
86	OHX	A1	3788	-	-	0/0/0/0	0/0/0/0
86	OHX	A1	3789	-	-	0/0/0/0	0/0/0/0

Continued on next page...

Continued from previous page...

Mol	Type	Chain	Res	Link	Chirals	Torsions	Rings
86	OHX	A1	3790	-	-	0/0/0/0	0/0/0/0
86	OHX	A1	3791	-	-	0/0/0/0	0/0/0/0
86	OHX	A1	3792	-	-	0/0/0/0	0/0/0/0
86	OHX	A1	3793	-	-	0/0/0/0	0/0/0/0
86	OHX	A1	3794	-	-	0/0/0/0	0/0/0/0
86	OHX	A1	3795	-	-	0/0/0/0	0/0/0/0
86	OHX	A1	3796	-	-	0/0/0/0	0/0/0/0
86	OHX	A1	3797	-	-	0/0/0/0	0/0/0/0
86	OHX	A1	3798	-	-	0/0/0/0	0/0/0/0
86	OHX	A1	3799	-	-	0/0/0/0	0/0/0/0
86	OHX	A1	3800	-	-	0/0/0/0	0/0/0/0
86	OHX	A1	3801	86	-	0/0/0/0	0/0/0/0
86	OHX	A1	3802	86,36	-	0/0/0/0	0/0/0/0
86	OHX	A1	3803	-	-	0/0/0/0	0/0/0/0
86	OHX	A1	3804	-	-	0/0/0/0	0/0/0/0
86	OHX	A1	3805	-	-	0/0/0/0	0/0/0/0
86	OHX	A1	3806	-	-	0/0/0/0	0/0/0/0
86	OHX	A1	3807	-	-	0/0/0/0	0/0/0/0
86	OHX	A1	3808	-	-	0/0/0/0	0/0/0/0
86	OHX	A1	3809	-	-	0/0/0/0	0/0/0/0
86	OHX	A1	3810	-	-	0/0/0/0	0/0/0/0
86	OHX	A1	3811	36	-	0/0/0/0	0/0/0/0
86	OHX	A1	3812	-	-	0/0/0/0	0/0/0/0
86	OHX	A1	3813	-	-	0/0/0/0	0/0/0/0
86	OHX	A1	3814	-	-	0/0/0/0	0/0/0/0
86	OHX	A1	3815	-	-	0/0/0/0	0/0/0/0
86	OHX	A1	3816	-	-	0/0/0/0	0/0/0/0
86	OHX	A2	1901	-	-	0/0/0/0	0/0/0/0
86	OHX	A2	1902	-	-	0/0/0/0	0/0/0/0
86	OHX	A2	1903	-	-	0/0/0/0	0/0/0/0
86	OHX	A2	1904	-	-	0/0/0/0	0/0/0/0
86	OHX	A2	1905	-	-	0/0/0/0	0/0/0/0
86	OHX	A2	1906	-	-	0/0/0/0	0/0/0/0
86	OHX	A2	1907	-	-	0/0/0/0	0/0/0/0
86	OHX	A2	1908	-	-	0/0/0/0	0/0/0/0
86	OHX	A2	1909	86	-	0/0/0/0	0/0/0/0
86	OHX	A2	1910	-	-	0/0/0/0	0/0/0/0
86	OHX	A2	1911	-	-	0/0/0/0	0/0/0/0
86	OHX	A2	1912	-	-	0/0/0/0	0/0/0/0
86	OHX	A2	1913	-	-	0/0/0/0	0/0/0/0
86	OHX	A2	1914	-	-	0/0/0/0	0/0/0/0
86	OHX	A2	1915	-	-	0/0/0/0	0/0/0/0

Continued on next page...

Continued from previous page...

Mol	Type	Chain	Res	Link	Chirals	Torsions	Rings
86	OHX	A2	1916	-	-	0/0/0/0	0/0/0/0
86	OHX	A2	1917	-	-	0/0/0/0	0/0/0/0
86	OHX	A2	1918	86	-	0/0/0/0	0/0/0/0
86	OHX	A2	1919	-	-	0/0/0/0	0/0/0/0
86	OHX	A2	1920	-	-	0/0/0/0	0/0/0/0
86	OHX	A2	1921	-	-	0/0/0/0	0/0/0/0
86	OHX	A2	1922	-	-	0/0/0/0	0/0/0/0
86	OHX	A2	1923	-	-	0/0/0/0	0/0/0/0
86	OHX	A2	1924	-	-	0/0/0/0	0/0/0/0
86	OHX	A2	1925	-	-	0/0/0/0	0/0/0/0
86	OHX	A2	1926	-	-	0/0/0/0	0/0/0/0
86	OHX	A2	1927	-	-	0/0/0/0	0/0/0/0
86	OHX	A2	1928	-	-	0/0/0/0	0/0/0/0
86	OHX	A2	1929	-	-	0/0/0/0	0/0/0/0
86	OHX	A2	1930	-	-	0/0/0/0	0/0/0/0
86	OHX	A2	1931	-	-	0/0/0/0	0/0/0/0
86	OHX	A2	1932	-	-	0/0/0/0	0/0/0/0
86	OHX	A2	1933	-	-	0/0/0/0	0/0/0/0
86	OHX	A2	1934	-	-	0/0/0/0	0/0/0/0
86	OHX	A2	1935	-	-	0/0/0/0	0/0/0/0
86	OHX	A2	1936	-	-	0/0/0/0	0/0/0/0
86	OHX	A2	1937	-	-	0/0/0/0	0/0/0/0
86	OHX	A2	1938	-	-	0/0/0/0	0/0/0/0
86	OHX	A2	1939	-	-	0/0/0/0	0/0/0/0
86	OHX	A2	1940	-	-	0/0/0/0	0/0/0/0
86	OHX	A2	1941	-	-	0/0/0/0	0/0/0/0
86	OHX	A2	1942	-	-	0/0/0/0	0/0/0/0
86	OHX	A2	1943	-	-	0/0/0/0	0/0/0/0
86	OHX	A2	1944	-	-	0/0/0/0	0/0/0/0
86	OHX	A2	1945	-	-	0/0/0/0	0/0/0/0
86	OHX	A2	1946	-	-	0/0/0/0	0/0/0/0
86	OHX	A2	1947	-	-	0/0/0/0	0/0/0/0
86	OHX	A2	1948	-	-	0/0/0/0	0/0/0/0
86	OHX	A2	1949	-	-	0/0/0/0	0/0/0/0
86	OHX	A2	1950	-	-	0/0/0/0	0/0/0/0
86	OHX	A2	1951	-	-	0/0/0/0	0/0/0/0
86	OHX	A2	1952	-	-	0/0/0/0	0/0/0/0
86	OHX	A2	1953	-	-	0/0/0/0	0/0/0/0
86	OHX	A2	1954	-	-	0/0/0/0	0/0/0/0
86	OHX	A2	1955	-	-	0/0/0/0	0/0/0/0
86	OHX	A2	1956	-	-	0/0/0/0	0/0/0/0
86	OHX	A2	1957	-	-	0/0/0/0	0/0/0/0

Continued on next page...

Continued from previous page...

Mol	Type	Chain	Res	Link	Chirals	Torsions	Rings
86	OHX	A2	1958	-	-	0/0/0/0	0/0/0/0
86	OHX	A2	1959	-	-	0/0/0/0	0/0/0/0
86	OHX	A2	1960	-	-	0/0/0/0	0/0/0/0
86	OHX	A2	1961	-	-	0/0/0/0	0/0/0/0
86	OHX	A2	1962	-	-	0/0/0/0	0/0/0/0
86	OHX	A2	1963	-	-	0/0/0/0	0/0/0/0
86	OHX	A2	1964	-	-	0/0/0/0	0/0/0/0
86	OHX	A2	1965	-	-	0/0/0/0	0/0/0/0
86	OHX	A2	1966	-	-	0/0/0/0	0/0/0/0
86	OHX	A2	1967	-	-	0/0/0/0	0/0/0/0
86	OHX	A2	1968	-	-	0/0/0/0	0/0/0/0
86	OHX	A2	1969	-	-	0/0/0/0	0/0/0/0
86	OHX	A2	1970	-	-	0/0/0/0	0/0/0/0
86	OHX	A2	1971	-	-	0/0/0/0	0/0/0/0
86	OHX	A2	1972	-	-	0/0/0/0	0/0/0/0
86	OHX	A2	1973	-	-	0/0/0/0	0/0/0/0
86	OHX	A2	1974	-	-	0/0/0/0	0/0/0/0
86	OHX	A2	1975	-	-	0/0/0/0	0/0/0/0
86	OHX	A2	1976	-	-	0/0/0/0	0/0/0/0
86	OHX	A2	1977	-	-	0/0/0/0	0/0/0/0
86	OHX	A2	1978	-	-	0/0/0/0	0/0/0/0
86	OHX	A2	1979	-	-	0/0/0/0	0/0/0/0
86	OHX	A2	1980	-	-	0/0/0/0	0/0/0/0
86	OHX	A2	1981	-	-	0/0/0/0	0/0/0/0
86	OHX	A2	1982	-	-	0/0/0/0	0/0/0/0
86	OHX	A2	1983	-	-	0/0/0/0	0/0/0/0
86	OHX	A2	1984	-	-	0/0/0/0	0/0/0/0
86	OHX	A2	1985	-	-	0/0/0/0	0/0/0/0
86	OHX	A2	1986	-	-	0/0/0/0	0/0/0/0
86	OHX	A2	1987	-	-	0/0/0/0	0/0/0/0
86	OHX	A2	1988	-	-	0/0/0/0	0/0/0/0
86	OHX	A2	1989	-	-	0/0/0/0	0/0/0/0
86	OHX	A2	1990	-	-	0/0/0/0	0/0/0/0
86	OHX	A2	1991	-	-	0/0/0/0	0/0/0/0
86	OHX	A2	1992	-	-	0/0/0/0	0/0/0/0
86	OHX	A2	1993	-	-	0/0/0/0	0/0/0/0
86	OHX	A2	1994	-	-	0/0/0/0	0/0/0/0
86	OHX	A2	1995	-	-	0/0/0/0	0/0/0/0
86	OHX	A2	1996	-	-	0/0/0/0	0/0/0/0
86	OHX	A2	1997	-	-	0/0/0/0	0/0/0/0
86	OHX	A2	1998	-	-	0/0/0/0	0/0/0/0
86	OHX	A2	1999	-	-	0/0/0/0	0/0/0/0

Continued on next page...

Continued from previous page...

Mol	Type	Chain	Res	Link	Chirals	Torsions	Rings
86	OHX	A2	2000	-	-	0/0/0/0	0/0/0/0
86	OHX	A2	2001	-	-	0/0/0/0	0/0/0/0
86	OHX	A2	2002	-	-	0/0/0/0	0/0/0/0
86	OHX	A2	2003	-	-	0/0/0/0	0/0/0/0
86	OHX	A2	2004	-	-	0/0/0/0	0/0/0/0
86	OHX	A2	2005	-	-	0/0/0/0	0/0/0/0
86	OHX	A2	2006	-	-	0/0/0/0	0/0/0/0
86	OHX	A2	2007	-	-	0/0/0/0	0/0/0/0
86	OHX	A2	2008	-	-	0/0/0/0	0/0/0/0
86	OHX	A2	2009	-	-	0/0/0/0	0/0/0/0
86	OHX	A2	2010	-	-	0/0/0/0	0/0/0/0
86	OHX	A2	2011	-	-	0/0/0/0	0/0/0/0
86	OHX	A2	2012	-	-	0/0/0/0	0/0/0/0
86	OHX	A2	2013	-	-	0/0/0/0	0/0/0/0
86	OHX	A2	2014	-	-	0/0/0/0	0/0/0/0
86	OHX	A2	2015	-	-	0/0/0/0	0/0/0/0
86	OHX	A2	2016	-	-	0/0/0/0	0/0/0/0
86	OHX	A2	2017	-	-	0/0/0/0	0/0/0/0
86	OHX	A2	2018	-	-	0/0/0/0	0/0/0/0
86	OHX	A2	2019	-	-	0/0/0/0	0/0/0/0
86	OHX	A2	2020	-	-	0/0/0/0	0/0/0/0
86	OHX	A2	2021	-	-	0/0/0/0	0/0/0/0
86	OHX	A2	2022	-	-	0/0/0/0	0/0/0/0
86	OHX	A2	2023	-	-	0/0/0/0	0/0/0/0
86	OHX	A2	2024	-	-	0/0/0/0	0/0/0/0
86	OHX	A2	2025	-	-	0/0/0/0	0/0/0/0
86	OHX	A2	2026	-	-	0/0/0/0	0/0/0/0
86	OHX	A2	2027	-	-	0/0/0/0	0/0/0/0
86	OHX	A2	2028	-	-	0/0/0/0	0/0/0/0
86	OHX	A2	2029	-	-	0/0/0/0	0/0/0/0
86	OHX	A2	2030	-	-	0/0/0/0	0/0/0/0
86	OHX	A2	2031	-	-	0/0/0/0	0/0/0/0
86	OHX	A2	2032	-	-	0/0/0/0	0/0/0/0
86	OHX	A2	2033	86	-	0/0/0/0	0/0/0/0
86	OHX	A2	2034	-	-	0/0/0/0	0/0/0/0
86	OHX	A2	2035	-	-	0/0/0/0	0/0/0/0
86	OHX	A2	2036	-	-	0/0/0/0	0/0/0/0
86	OHX	A2	2037	-	-	0/0/0/0	0/0/0/0
86	OHX	A2	2038	-	-	0/0/0/0	0/0/0/0
86	OHX	A2	2039	-	-	0/0/0/0	0/0/0/0
86	OHX	A2	2040	-	-	0/0/0/0	0/0/0/0
86	OHX	A2	2041	-	-	0/0/0/0	0/0/0/0

Continued on next page...

Continued from previous page...

Mol	Type	Chain	Res	Link	Chirals	Torsions	Rings
86	OHX	A2	2042	-	-	0/0/0/0	0/0/0/0
86	OHX	A2	2043	-	-	0/0/0/0	0/0/0/0
86	OHX	A2	2044	-	-	0/0/0/0	0/0/0/0
86	OHX	A2	2045	-	-	0/0/0/0	0/0/0/0
86	OHX	A2	2046	-	-	0/0/0/0	0/0/0/0
86	OHX	A2	2047	-	-	0/0/0/0	0/0/0/0
86	OHX	A2	2048	-	-	0/0/0/0	0/0/0/0
86	OHX	A2	2049	-	-	0/0/0/0	0/0/0/0
86	OHX	A2	2050	-	-	0/0/0/0	0/0/0/0
86	OHX	A2	2051	-	-	0/0/0/0	0/0/0/0
86	OHX	A2	2052	-	-	0/0/0/0	0/0/0/0
86	OHX	A2	2053	-	-	0/0/0/0	0/0/0/0
86	OHX	A2	2054	-	-	0/0/0/0	0/0/0/0
86	OHX	A2	2055	-	-	0/0/0/0	0/0/0/0
86	OHX	A2	2056	-	-	0/0/0/0	0/0/0/0
86	OHX	A2	2057	-	-	0/0/0/0	0/0/0/0
86	OHX	A2	2058	-	-	0/0/0/0	0/0/0/0
86	OHX	A2	2059	-	-	0/0/0/0	0/0/0/0
86	OHX	A2	2060	-	-	0/0/0/0	0/0/0/0
86	OHX	A2	2061	-	-	0/0/0/0	0/0/0/0
86	OHX	A2	2062	-	-	0/0/0/0	0/0/0/0
86	OHX	A2	2063	-	-	0/0/0/0	0/0/0/0
86	OHX	A2	2064	-	-	0/0/0/0	0/0/0/0
86	OHX	A2	2065	-	-	0/0/0/0	0/0/0/0
86	OHX	A2	2066	-	-	0/0/0/0	0/0/0/0
86	OHX	A2	2067	86	-	0/0/0/0	0/0/0/0
86	OHX	A2	2068	-	-	0/0/0/0	0/0/0/0
86	OHX	A2	2069	-	-	0/0/0/0	0/0/0/0
86	OHX	A2	2070	-	-	0/0/0/0	0/0/0/0
86	OHX	A2	2071	-	-	0/0/0/0	0/0/0/0
86	OHX	A2	2072	-	-	0/0/0/0	0/0/0/0
86	OHX	A2	2073	-	-	0/0/0/0	0/0/0/0
86	OHX	A2	2074	1	-	0/0/0/0	0/0/0/0
86	OHX	A2	2075	-	-	0/0/0/0	0/0/0/0
86	OHX	A2	2076	-	-	0/0/0/0	0/0/0/0
86	OHX	A2	2077	-	-	0/0/0/0	0/0/0/0
86	OHX	A2	2078	-	-	0/0/0/0	0/0/0/0
86	OHX	A2	2079	-	-	0/0/0/0	0/0/0/0
86	OHX	A2	2080	-	-	0/0/0/0	0/0/0/0
86	OHX	A2	2081	-	-	0/0/0/0	0/0/0/0
86	OHX	A2	2082	-	-	0/0/0/0	0/0/0/0
86	OHX	A2	2083	-	-	0/0/0/0	0/0/0/0

Continued on next page...

Continued from previous page...

Mol	Type	Chain	Res	Link	Chirals	Torsions	Rings
86	OHX	A2	2084	-	-	0/0/0/0	0/0/0/0
86	OHX	A2	2085	-	-	0/0/0/0	0/0/0/0
86	OHX	A2	2086	-	-	0/0/0/0	0/0/0/0
86	OHX	A2	2087	-	-	0/0/0/0	0/0/0/0
86	OHX	A2	2258	-	-	0/0/0/0	0/0/0/0
86	OHX	A3	201	-	-	0/0/0/0	0/0/0/0
86	OHX	A3	202	-	-	0/0/0/0	0/0/0/0
86	OHX	A3	203	-	-	0/0/0/0	0/0/0/0
86	OHX	A3	204	-	-	0/0/0/0	0/0/0/0
86	OHX	A3	205	-	-	0/0/0/0	0/0/0/0
86	OHX	A3	206	-	-	0/0/0/0	0/0/0/0
86	OHX	A3	207	-	-	0/0/0/0	0/0/0/0
86	OHX	A3	208	-	-	0/0/0/0	0/0/0/0
86	OHX	A3	209	-	-	0/0/0/0	0/0/0/0
86	OHX	A3	210	-	-	0/0/0/0	0/0/0/0
86	OHX	A3	211	-	-	0/0/0/0	0/0/0/0
86	OHX	A3	212	-	-	0/0/0/0	0/0/0/0
86	OHX	A3	213	-	-	0/0/0/0	0/0/0/0
86	OHX	A4	201	-	-	0/0/0/0	0/0/0/0
86	OHX	A4	202	-	-	0/0/0/0	0/0/0/0
86	OHX	A4	203	-	-	0/0/0/0	0/0/0/0
86	OHX	A4	204	-	-	0/0/0/0	0/0/0/0
86	OHX	A4	205	-	-	0/0/0/0	0/0/0/0
86	OHX	A4	206	-	-	0/0/0/0	0/0/0/0
86	OHX	A4	207	-	-	0/0/0/0	0/0/0/0
86	OHX	A4	208	-	-	0/0/0/0	0/0/0/0
86	OHX	A4	209	-	-	0/0/0/0	0/0/0/0
86	OHX	A4	210	-	-	0/0/0/0	0/0/0/0
86	OHX	A4	211	-	-	0/0/0/0	0/0/0/0
86	OHX	A4	212	-	-	0/0/0/0	0/0/0/0
86	OHX	A4	213	-	-	0/0/0/0	0/0/0/0
86	OHX	A4	214	-	-	0/0/0/0	0/0/0/0
86	OHX	A4	215	-	-	0/0/0/0	0/0/0/0
86	OHX	A5	3401	-	-	0/0/0/0	0/0/0/0
86	OHX	A5	3402	-	-	0/0/0/0	0/0/0/0
86	OHX	A5	3403	-	-	0/0/0/0	0/0/0/0
86	OHX	A5	3404	-	-	0/0/0/0	0/0/0/0
86	OHX	A5	3405	-	-	0/0/0/0	0/0/0/0
86	OHX	A5	3406	-	-	0/0/0/0	0/0/0/0
86	OHX	A5	3407	-	-	0/0/0/0	0/0/0/0
86	OHX	A5	3413	-	-	0/0/0/0	0/0/0/0
86	OHX	A5	3414	-	-	0/0/0/0	0/0/0/0

Continued on next page...

Continued from previous page...

Mol	Type	Chain	Res	Link	Chirals	Torsions	Rings
86	OHX	A5	3415	-	-	0/0/0/0	0/0/0/0
86	OHX	A5	3416	-	-	0/0/0/0	0/0/0/0
86	OHX	A5	3417	-	-	0/0/0/0	0/0/0/0
86	OHX	A5	3418	-	-	0/0/0/0	0/0/0/0
86	OHX	A5	3419	-	-	0/0/0/0	0/0/0/0
86	OHX	A5	3420	-	-	0/0/0/0	0/0/0/0
86	OHX	A5	3421	-	-	0/0/0/0	0/0/0/0
86	OHX	A5	3422	-	-	0/0/0/0	0/0/0/0
86	OHX	A5	3423	-	-	0/0/0/0	0/0/0/0
86	OHX	A5	3424	-	-	0/0/0/0	0/0/0/0
86	OHX	A5	3425	-	-	0/0/0/0	0/0/0/0
86	OHX	A5	3426	-	-	0/0/0/0	0/0/0/0
86	OHX	A5	3427	-	-	0/0/0/0	0/0/0/0
86	OHX	A5	3428	-	-	0/0/0/0	0/0/0/0
86	OHX	A5	3429	-	-	0/0/0/0	0/0/0/0
86	OHX	A5	3430	-	-	0/0/0/0	0/0/0/0
86	OHX	A5	3431	-	-	0/0/0/0	0/0/0/0
86	OHX	A5	3432	-	-	0/0/0/0	0/0/0/0
86	OHX	A5	3433	-	-	0/0/0/0	0/0/0/0
86	OHX	A5	3434	-	-	0/0/0/0	0/0/0/0
86	OHX	A5	3435	-	-	0/0/0/0	0/0/0/0
86	OHX	A5	3436	-	-	0/0/0/0	0/0/0/0
86	OHX	A5	3437	-	-	0/0/0/0	0/0/0/0
86	OHX	A5	3438	-	-	0/0/0/0	0/0/0/0
86	OHX	A5	3439	-	-	0/0/0/0	0/0/0/0
86	OHX	A5	3440	-	-	0/0/0/0	0/0/0/0
86	OHX	A5	3441	-	-	0/0/0/0	0/0/0/0
86	OHX	A5	3442	-	-	0/0/0/0	0/0/0/0
86	OHX	A5	3443	-	-	0/0/0/0	0/0/0/0
86	OHX	A5	3444	-	-	0/0/0/0	0/0/0/0
86	OHX	A5	3445	-	-	0/0/0/0	0/0/0/0
86	OHX	A5	3446	-	-	0/0/0/0	0/0/0/0
86	OHX	A5	3447	-	-	0/0/0/0	0/0/0/0
86	OHX	A5	3448	-	-	0/0/0/0	0/0/0/0
86	OHX	A5	3449	-	-	0/0/0/0	0/0/0/0
86	OHX	A5	3450	-	-	0/0/0/0	0/0/0/0
86	OHX	A5	3451	-	-	0/0/0/0	0/0/0/0
86	OHX	A5	3452	-	-	0/0/0/0	0/0/0/0
86	OHX	A5	3453	-	-	0/0/0/0	0/0/0/0
86	OHX	A5	3454	-	-	0/0/0/0	0/0/0/0
86	OHX	A5	3455	-	-	0/0/0/0	0/0/0/0
86	OHX	A5	3456	-	-	0/0/0/0	0/0/0/0

Continued on next page...

Continued from previous page...

Mol	Type	Chain	Res	Link	Chirals	Torsions	Rings
86	OHX	A5	3457	86	-	0/0/0/0	0/0/0/0
86	OHX	A5	3458	-	-	0/0/0/0	0/0/0/0
86	OHX	A5	3459	-	-	0/0/0/0	0/0/0/0
86	OHX	A5	3460	-	-	0/0/0/0	0/0/0/0
86	OHX	A5	3461	-	-	0/0/0/0	0/0/0/0
86	OHX	A5	3462	-	-	0/0/0/0	0/0/0/0
86	OHX	A5	3463	-	-	0/0/0/0	0/0/0/0
86	OHX	A5	3464	-	-	0/0/0/0	0/0/0/0
86	OHX	A5	3465	-	-	0/0/0/0	0/0/0/0
86	OHX	A5	3466	-	-	0/0/0/0	0/0/0/0
86	OHX	A5	3467	-	-	0/0/0/0	0/0/0/0
86	OHX	A5	3468	-	-	0/0/0/0	0/0/0/0
86	OHX	A5	3469	-	-	0/0/0/0	0/0/0/0
86	OHX	A5	3470	86	-	0/0/0/0	0/0/0/0
86	OHX	A5	3471	-	-	0/0/0/0	0/0/0/0
86	OHX	A5	3472	-	-	0/0/0/0	0/0/0/0
86	OHX	A5	3473	-	-	0/0/0/0	0/0/0/0
86	OHX	A5	3474	-	-	0/0/0/0	0/0/0/0
86	OHX	A5	3475	-	-	0/0/0/0	0/0/0/0
86	OHX	A5	3476	-	-	0/0/0/0	0/0/0/0
86	OHX	A5	3477	-	-	0/0/0/0	0/0/0/0
86	OHX	A5	3478	-	-	0/0/0/0	0/0/0/0
86	OHX	A5	3479	-	-	0/0/0/0	0/0/0/0
86	OHX	A5	3480	-	-	0/0/0/0	0/0/0/0
86	OHX	A5	3481	-	-	0/0/0/0	0/0/0/0
86	OHX	A5	3482	-	-	0/0/0/0	0/0/0/0
86	OHX	A5	3483	-	-	0/0/0/0	0/0/0/0
86	OHX	A5	3484	-	-	0/0/0/0	0/0/0/0
86	OHX	A5	3485	-	-	0/0/0/0	0/0/0/0
86	OHX	A5	3486	-	-	0/0/0/0	0/0/0/0
86	OHX	A5	3487	-	-	0/0/0/0	0/0/0/0
86	OHX	A5	3488	-	-	0/0/0/0	0/0/0/0
86	OHX	A5	3489	-	-	0/0/0/0	0/0/0/0
86	OHX	A5	3490	-	-	0/0/0/0	0/0/0/0
86	OHX	A5	3491	-	-	0/0/0/0	0/0/0/0
86	OHX	A5	3492	86	-	0/0/0/0	0/0/0/0
86	OHX	A5	3493	-	-	0/0/0/0	0/0/0/0
86	OHX	A5	3494	-	-	0/0/0/0	0/0/0/0
86	OHX	A5	3495	-	-	0/0/0/0	0/0/0/0
86	OHX	A5	3496	-	-	0/0/0/0	0/0/0/0
86	OHX	A5	3497	-	-	0/0/0/0	0/0/0/0
86	OHX	A5	3498	-	-	0/0/0/0	0/0/0/0

Continued on next page...

Continued from previous page...

Mol	Type	Chain	Res	Link	Chirals	Torsions	Rings
86	OHX	A5	3499	-	-	0/0/0/0	0/0/0/0
86	OHX	A5	3500	-	-	0/0/0/0	0/0/0/0
86	OHX	A5	3501	-	-	0/0/0/0	0/0/0/0
86	OHX	A5	3502	-	-	0/0/0/0	0/0/0/0
86	OHX	A5	3503	-	-	0/0/0/0	0/0/0/0
86	OHX	A5	3504	-	-	0/0/0/0	0/0/0/0
86	OHX	A5	3505	-	-	0/0/0/0	0/0/0/0
86	OHX	A5	3506	-	-	0/0/0/0	0/0/0/0
86	OHX	A5	3507	-	-	0/0/0/0	0/0/0/0
86	OHX	A5	3508	-	-	0/0/0/0	0/0/0/0
86	OHX	A5	3509	-	-	0/0/0/0	0/0/0/0
86	OHX	A5	3510	-	-	0/0/0/0	0/0/0/0
86	OHX	A5	3511	-	-	0/0/0/0	0/0/0/0
86	OHX	A5	3512	-	-	0/0/0/0	0/0/0/0
86	OHX	A5	3513	-	-	0/0/0/0	0/0/0/0
86	OHX	A5	3514	-	-	0/0/0/0	0/0/0/0
86	OHX	A5	3515	-	-	0/0/0/0	0/0/0/0
86	OHX	A5	3516	-	-	0/0/0/0	0/0/0/0
86	OHX	A5	3517	-	-	0/0/0/0	0/0/0/0
86	OHX	A5	3518	-	-	0/0/0/0	0/0/0/0
86	OHX	A5	3519	-	-	0/0/0/0	0/0/0/0
86	OHX	A5	3520	-	-	0/0/0/0	0/0/0/0
86	OHX	A5	3521	86	-	0/0/0/0	0/0/0/0
86	OHX	A5	3522	-	-	0/0/0/0	0/0/0/0
86	OHX	A5	3523	-	-	0/0/0/0	0/0/0/0
86	OHX	A5	3524	-	-	0/0/0/0	0/0/0/0
86	OHX	A5	3525	-	-	0/0/0/0	0/0/0/0
86	OHX	A5	3526	-	-	0/0/0/0	0/0/0/0
86	OHX	A5	3527	-	-	0/0/0/0	0/0/0/0
86	OHX	A5	3528	-	-	0/0/0/0	0/0/0/0
86	OHX	A5	3529	-	-	0/0/0/0	0/0/0/0
86	OHX	A5	3530	-	-	0/0/0/0	0/0/0/0
86	OHX	A5	3531	-	-	0/0/0/0	0/0/0/0
86	OHX	A5	3532	-	-	0/0/0/0	0/0/0/0
86	OHX	A5	3533	-	-	0/0/0/0	0/0/0/0
86	OHX	A5	3534	-	-	0/0/0/0	0/0/0/0
86	OHX	A5	3535	-	-	0/0/0/0	0/0/0/0
86	OHX	A5	3536	-	-	0/0/0/0	0/0/0/0
86	OHX	A5	3537	-	-	0/0/0/0	0/0/0/0
86	OHX	A5	3538	-	-	0/0/0/0	0/0/0/0
86	OHX	A5	3539	-	-	0/0/0/0	0/0/0/0
86	OHX	A5	3540	-	-	0/0/0/0	0/0/0/0

Continued on next page...

Continued from previous page...

Mol	Type	Chain	Res	Link	Chirals	Torsions	Rings
86	OHX	A5	3541	-	-	0/0/0/0	0/0/0/0
86	OHX	A5	3542	-	-	0/0/0/0	0/0/0/0
86	OHX	A5	3543	-	-	0/0/0/0	0/0/0/0
86	OHX	A5	3544	-	-	0/0/0/0	0/0/0/0
86	OHX	A5	3545	-	-	0/0/0/0	0/0/0/0
86	OHX	A5	3546	-	-	0/0/0/0	0/0/0/0
86	OHX	A5	3547	-	-	0/0/0/0	0/0/0/0
86	OHX	A5	3548	-	-	0/0/0/0	0/0/0/0
86	OHX	A5	3549	-	-	0/0/0/0	0/0/0/0
86	OHX	A5	3550	-	-	0/0/0/0	0/0/0/0
86	OHX	A5	3551	-	-	0/0/0/0	0/0/0/0
86	OHX	A5	3552	-	-	0/0/0/0	0/0/0/0
86	OHX	A5	3553	-	-	0/0/0/0	0/0/0/0
86	OHX	A5	3554	-	-	0/0/0/0	0/0/0/0
86	OHX	A5	3555	-	-	0/0/0/0	0/0/0/0
86	OHX	A5	3556	-	-	0/0/0/0	0/0/0/0
86	OHX	A5	3557	-	-	0/0/0/0	0/0/0/0
86	OHX	A5	3558	-	-	0/0/0/0	0/0/0/0
86	OHX	A5	3559	-	-	0/0/0/0	0/0/0/0
86	OHX	A5	3560	-	-	0/0/0/0	0/0/0/0
86	OHX	A5	3561	-	-	0/0/0/0	0/0/0/0
86	OHX	A5	3562	-	-	0/0/0/0	0/0/0/0
86	OHX	A5	3563	-	-	0/0/0/0	0/0/0/0
86	OHX	A5	3564	-	-	0/0/0/0	0/0/0/0
86	OHX	A5	3565	-	-	0/0/0/0	0/0/0/0
86	OHX	A5	3566	-	-	0/0/0/0	0/0/0/0
86	OHX	A5	3567	-	-	0/0/0/0	0/0/0/0
86	OHX	A5	3568	-	-	0/0/0/0	0/0/0/0
86	OHX	A5	3569	-	-	0/0/0/0	0/0/0/0
86	OHX	A5	3570	-	-	0/0/0/0	0/0/0/0
86	OHX	A5	3571	-	-	0/0/0/0	0/0/0/0
86	OHX	A5	3572	-	-	0/0/0/0	0/0/0/0
86	OHX	A5	3573	-	-	0/0/0/0	0/0/0/0
86	OHX	A5	3574	-	-	0/0/0/0	0/0/0/0
86	OHX	A5	3575	-	-	0/0/0/0	0/0/0/0
86	OHX	A5	3576	-	-	0/0/0/0	0/0/0/0
86	OHX	A5	3577	-	-	0/0/0/0	0/0/0/0
86	OHX	A5	3578	-	-	0/0/0/0	0/0/0/0
86	OHX	A5	3579	-	-	0/0/0/0	0/0/0/0
86	OHX	A5	3580	-	-	0/0/0/0	0/0/0/0
86	OHX	A5	3581	-	-	0/0/0/0	0/0/0/0
86	OHX	A5	3582	-	-	0/0/0/0	0/0/0/0

Continued on next page...

Continued from previous page...

Mol	Type	Chain	Res	Link	Chirals	Torsions	Rings
86	OHX	A5	3583	-	-	0/0/0/0	0/0/0/0
86	OHX	A5	3584	-	-	0/0/0/0	0/0/0/0
86	OHX	A5	3585	-	-	0/0/0/0	0/0/0/0
86	OHX	A5	3586	-	-	0/0/0/0	0/0/0/0
86	OHX	A5	3587	-	-	0/0/0/0	0/0/0/0
86	OHX	A5	3588	-	-	0/0/0/0	0/0/0/0
86	OHX	A5	3589	-	-	0/0/0/0	0/0/0/0
86	OHX	A5	3590	-	-	0/0/0/0	0/0/0/0
86	OHX	A5	3591	-	-	0/0/0/0	0/0/0/0
86	OHX	A5	3592	-	-	0/0/0/0	0/0/0/0
86	OHX	A5	3593	-	-	0/0/0/0	0/0/0/0
86	OHX	A5	3594	-	-	0/0/0/0	0/0/0/0
86	OHX	A5	3595	-	-	0/0/0/0	0/0/0/0
86	OHX	A5	3596	-	-	0/0/0/0	0/0/0/0
86	OHX	A5	3597	-	-	0/0/0/0	0/0/0/0
86	OHX	A5	3598	-	-	0/0/0/0	0/0/0/0
86	OHX	A5	3599	-	-	0/0/0/0	0/0/0/0
86	OHX	A5	3600	-	-	0/0/0/0	0/0/0/0
86	OHX	A5	3601	-	-	0/0/0/0	0/0/0/0
86	OHX	A5	3602	-	-	0/0/0/0	0/0/0/0
86	OHX	A5	3603	-	-	0/0/0/0	0/0/0/0
86	OHX	A5	3604	-	-	0/0/0/0	0/0/0/0
86	OHX	A5	3605	-	-	0/0/0/0	0/0/0/0
86	OHX	A5	3606	-	-	0/0/0/0	0/0/0/0
86	OHX	A5	3607	-	-	0/0/0/0	0/0/0/0
86	OHX	A5	3608	-	-	0/0/0/0	0/0/0/0
86	OHX	A5	3609	-	-	0/0/0/0	0/0/0/0
86	OHX	A5	3610	-	-	0/0/0/0	0/0/0/0
86	OHX	A5	3611	-	-	0/0/0/0	0/0/0/0
86	OHX	A5	3612	-	-	0/0/0/0	0/0/0/0
86	OHX	A5	3613	-	-	0/0/0/0	0/0/0/0
86	OHX	A5	3614	-	-	0/0/0/0	0/0/0/0
86	OHX	A5	3615	-	-	0/0/0/0	0/0/0/0
86	OHX	A5	3616	-	-	0/0/0/0	0/0/0/0
86	OHX	A5	3617	-	-	0/0/0/0	0/0/0/0
86	OHX	A5	3618	-	-	0/0/0/0	0/0/0/0
86	OHX	A5	3619	-	-	0/0/0/0	0/0/0/0
86	OHX	A5	3620	-	-	0/0/0/0	0/0/0/0
86	OHX	A5	3621	-	-	0/0/0/0	0/0/0/0
86	OHX	A5	3622	-	-	0/0/0/0	0/0/0/0
86	OHX	A5	3623	-	-	0/0/0/0	0/0/0/0
86	OHX	A5	3624	-	-	0/0/0/0	0/0/0/0

Continued on next page...

Continued from previous page...

Mol	Type	Chain	Res	Link	Chirals	Torsions	Rings
86	OHX	A5	3625	-	-	0/0/0/0	0/0/0/0
86	OHX	A5	3626	-	-	0/0/0/0	0/0/0/0
86	OHX	A5	3627	-	-	0/0/0/0	0/0/0/0
86	OHX	A5	3628	-	-	0/0/0/0	0/0/0/0
86	OHX	A5	3629	-	-	0/0/0/0	0/0/0/0
86	OHX	A5	3630	-	-	0/0/0/0	0/0/0/0
86	OHX	A5	3631	-	-	0/0/0/0	0/0/0/0
86	OHX	A5	3632	-	-	0/0/0/0	0/0/0/0
86	OHX	A5	3633	-	-	0/0/0/0	0/0/0/0
86	OHX	A5	3634	-	-	0/0/0/0	0/0/0/0
86	OHX	A5	3635	-	-	0/0/0/0	0/0/0/0
86	OHX	A5	3636	-	-	0/0/0/0	0/0/0/0
86	OHX	A5	3637	-	-	0/0/0/0	0/0/0/0
86	OHX	A5	3638	-	-	0/0/0/0	0/0/0/0
86	OHX	A5	3639	-	-	0/0/0/0	0/0/0/0
86	OHX	A5	3640	-	-	0/0/0/0	0/0/0/0
86	OHX	A5	3641	-	-	0/0/0/0	0/0/0/0
86	OHX	A5	3642	-	-	0/0/0/0	0/0/0/0
86	OHX	A5	3643	-	-	0/0/0/0	0/0/0/0
86	OHX	A5	3644	-	-	0/0/0/0	0/0/0/0
86	OHX	A5	3645	-	-	0/0/0/0	0/0/0/0
86	OHX	A5	3646	-	-	0/0/0/0	0/0/0/0
86	OHX	A5	3647	-	-	0/0/0/0	0/0/0/0
86	OHX	A5	3648	-	-	0/0/0/0	0/0/0/0
86	OHX	A5	3649	-	-	0/0/0/0	0/0/0/0
86	OHX	A5	3650	-	-	0/0/0/0	0/0/0/0
86	OHX	A5	3651	-	-	0/0/0/0	0/0/0/0
86	OHX	A5	3652	-	-	0/0/0/0	0/0/0/0
86	OHX	A5	3653	-	-	0/0/0/0	0/0/0/0
86	OHX	A5	3654	-	-	0/0/0/0	0/0/0/0
86	OHX	A5	3655	-	-	0/0/0/0	0/0/0/0
86	OHX	A5	3656	-	-	0/0/0/0	0/0/0/0
86	OHX	A5	3657	-	-	0/0/0/0	0/0/0/0
86	OHX	A5	3658	-	-	0/0/0/0	0/0/0/0
86	OHX	A5	3659	-	-	0/0/0/0	0/0/0/0
86	OHX	A5	3660	-	-	0/0/0/0	0/0/0/0
86	OHX	A5	3661	-	-	0/0/0/0	0/0/0/0
86	OHX	A5	3662	-	-	0/0/0/0	0/0/0/0
86	OHX	A5	3663	-	-	0/0/0/0	0/0/0/0
86	OHX	A5	3664	-	-	0/0/0/0	0/0/0/0
86	OHX	A5	3665	-	-	0/0/0/0	0/0/0/0
86	OHX	A5	3666	-	-	0/0/0/0	0/0/0/0

Continued on next page...

Continued from previous page...

Mol	Type	Chain	Res	Link	Chirals	Torsions	Rings
86	OHX	A5	3667	-	-	0/0/0/0	0/0/0/0
86	OHX	A5	3668	-	-	0/0/0/0	0/0/0/0
86	OHX	A5	3669	-	-	0/0/0/0	0/0/0/0
86	OHX	A5	3670	-	-	0/0/0/0	0/0/0/0
86	OHX	A5	3671	-	-	0/0/0/0	0/0/0/0
86	OHX	A5	3672	-	-	0/0/0/0	0/0/0/0
86	OHX	A5	3673	-	-	0/0/0/0	0/0/0/0
86	OHX	A5	3674	-	-	0/0/0/0	0/0/0/0
86	OHX	A5	3675	-	-	0/0/0/0	0/0/0/0
86	OHX	A5	3676	-	-	0/0/0/0	0/0/0/0
86	OHX	A5	3677	-	-	0/0/0/0	0/0/0/0
86	OHX	A5	3678	-	-	0/0/0/0	0/0/0/0
86	OHX	A5	3679	-	-	0/0/0/0	0/0/0/0
86	OHX	A5	3680	-	-	0/0/0/0	0/0/0/0
86	OHX	A5	3681	-	-	0/0/0/0	0/0/0/0
86	OHX	A5	3682	-	-	0/0/0/0	0/0/0/0
86	OHX	A5	3683	-	-	0/0/0/0	0/0/0/0
86	OHX	A5	3684	-	-	0/0/0/0	0/0/0/0
86	OHX	A5	3685	-	-	0/0/0/0	0/0/0/0
86	OHX	A5	3686	-	-	0/0/0/0	0/0/0/0
86	OHX	A5	3687	-	-	0/0/0/0	0/0/0/0
86	OHX	A5	3688	-	-	0/0/0/0	0/0/0/0
86	OHX	A5	3689	-	-	0/0/0/0	0/0/0/0
86	OHX	A5	3690	-	-	0/0/0/0	0/0/0/0
86	OHX	A5	3691	-	-	0/0/0/0	0/0/0/0
86	OHX	A5	3692	-	-	0/0/0/0	0/0/0/0
86	OHX	A5	3693	-	-	0/0/0/0	0/0/0/0
86	OHX	A5	3694	-	-	0/0/0/0	0/0/0/0
86	OHX	A5	3695	36	-	0/0/0/0	0/0/0/0
86	OHX	A5	3696	-	-	0/0/0/0	0/0/0/0
86	OHX	A5	3697	-	-	0/0/0/0	0/0/0/0
86	OHX	A5	3698	-	-	0/0/0/0	0/0/0/0
86	OHX	A5	3699	-	-	0/0/0/0	0/0/0/0
86	OHX	A5	3700	-	-	0/0/0/0	0/0/0/0
86	OHX	A5	3701	-	-	0/0/0/0	0/0/0/0
86	OHX	A5	3702	-	-	0/0/0/0	0/0/0/0
86	OHX	A5	3703	-	-	0/0/0/0	0/0/0/0
86	OHX	A5	3704	-	-	0/0/0/0	0/0/0/0
86	OHX	A5	3705	-	-	0/0/0/0	0/0/0/0
86	OHX	A5	3706	-	-	0/0/0/0	0/0/0/0
86	OHX	A5	3707	-	-	0/0/0/0	0/0/0/0
86	OHX	A5	3708	-	-	0/0/0/0	0/0/0/0

Continued on next page...

Continued from previous page...

Mol	Type	Chain	Res	Link	Chirals	Torsions	Rings
86	OHX	A5	3709	-	-	0/0/0/0	0/0/0/0
86	OHX	A5	3710	-	-	0/0/0/0	0/0/0/0
86	OHX	A5	3711	-	-	0/0/0/0	0/0/0/0
86	OHX	A5	3712	-	-	0/0/0/0	0/0/0/0
86	OHX	A5	3713	-	-	0/0/0/0	0/0/0/0
86	OHX	A5	3714	-	-	0/0/0/0	0/0/0/0
86	OHX	A5	3715	-	-	0/0/0/0	0/0/0/0
86	OHX	A5	3716	-	-	0/0/0/0	0/0/0/0
86	OHX	A5	3717	-	-	0/0/0/0	0/0/0/0
86	OHX	A5	3718	-	-	0/0/0/0	0/0/0/0
86	OHX	A5	3719	-	-	0/0/0/0	0/0/0/0
86	OHX	A5	3720	-	-	0/0/0/0	0/0/0/0
86	OHX	A5	3721	-	-	0/0/0/0	0/0/0/0
86	OHX	A5	3722	-	-	0/0/0/0	0/0/0/0
86	OHX	A5	3723	-	-	0/0/0/0	0/0/0/0
86	OHX	A5	3724	-	-	0/0/0/0	0/0/0/0
86	OHX	A5	3725	-	-	0/0/0/0	0/0/0/0
86	OHX	A5	3726	-	-	0/0/0/0	0/0/0/0
86	OHX	A5	3727	-	-	0/0/0/0	0/0/0/0
86	OHX	A5	3728	-	-	0/0/0/0	0/0/0/0
86	OHX	A5	3729	-	-	0/0/0/0	0/0/0/0
86	OHX	A5	3730	-	-	0/0/0/0	0/0/0/0
86	OHX	A5	3731	-	-	0/0/0/0	0/0/0/0
86	OHX	A5	3732	36	-	0/0/0/0	0/0/0/0
86	OHX	A5	3733	-	-	0/0/0/0	0/0/0/0
86	OHX	A5	3734	-	-	0/0/0/0	0/0/0/0
86	OHX	A5	3735	-	-	0/0/0/0	0/0/0/0
86	OHX	A5	3736	-	-	0/0/0/0	0/0/0/0
86	OHX	A5	3737	86	-	0/0/0/0	0/0/0/0
86	OHX	A5	3738	-	-	0/0/0/0	0/0/0/0
86	OHX	A5	3739	-	-	0/0/0/0	0/0/0/0
86	OHX	A5	3740	-	-	0/0/0/0	0/0/0/0
86	OHX	A5	3741	-	-	0/0/0/0	0/0/0/0
86	OHX	A5	3742	-	-	0/0/0/0	0/0/0/0
86	OHX	A5	3743	-	-	0/0/0/0	0/0/0/0
86	OHX	A5	3744	-	-	0/0/0/0	0/0/0/0
86	OHX	A5	3745	-	-	0/0/0/0	0/0/0/0
86	OHX	A5	3746	-	-	0/0/0/0	0/0/0/0
86	OHX	A5	3747	-	-	0/0/0/0	0/0/0/0
86	OHX	A5	3748	-	-	0/0/0/0	0/0/0/0
86	OHX	A5	3749	-	-	0/0/0/0	0/0/0/0
86	OHX	A5	3750	-	-	0/0/0/0	0/0/0/0

Continued on next page...

Continued from previous page...

Mol	Type	Chain	Res	Link	Chirals	Torsions	Rings
86	OHX	A5	3751	-	-	0/0/0/0	0/0/0/0
86	OHX	A5	3752	-	-	0/0/0/0	0/0/0/0
86	OHX	A5	3753	-	-	0/0/0/0	0/0/0/0
86	OHX	A5	3754	-	-	0/0/0/0	0/0/0/0
86	OHX	A5	3755	-	-	0/0/0/0	0/0/0/0
86	OHX	A5	3756	-	-	0/0/0/0	0/0/0/0
86	OHX	A5	3757	-	-	0/0/0/0	0/0/0/0
86	OHX	A5	3758	-	-	0/0/0/0	0/0/0/0
86	OHX	A5	3759	-	-	0/0/0/0	0/0/0/0
86	OHX	A5	3760	-	-	0/0/0/0	0/0/0/0
86	OHX	A5	3761	-	-	0/0/0/0	0/0/0/0
86	OHX	A5	3762	-	-	0/0/0/0	0/0/0/0
86	OHX	A5	3763	-	-	0/0/0/0	0/0/0/0
86	OHX	A5	3764	-	-	0/0/0/0	0/0/0/0
86	OHX	A5	3765	-	-	0/0/0/0	0/0/0/0
86	OHX	A5	3766	-	-	0/0/0/0	0/0/0/0
86	OHX	A5	3767	-	-	0/0/0/0	0/0/0/0
86	OHX	A5	3768	-	-	0/0/0/0	0/0/0/0
86	OHX	A5	3769	-	-	0/0/0/0	0/0/0/0
86	OHX	A5	3770	-	-	0/0/0/0	0/0/0/0
86	OHX	A5	3771	-	-	0/0/0/0	0/0/0/0
86	OHX	A5	3772	-	-	0/0/0/0	0/0/0/0
86	OHX	A5	3773	-	-	0/0/0/0	0/0/0/0
86	OHX	A5	3774	-	-	0/0/0/0	0/0/0/0
86	OHX	A5	3775	-	-	0/0/0/0	0/0/0/0
86	OHX	A5	3776	-	-	0/0/0/0	0/0/0/0
86	OHX	A5	3777	-	-	0/0/0/0	0/0/0/0
86	OHX	A5	3778	-	-	0/0/0/0	0/0/0/0
86	OHX	A5	3779	-	-	0/0/0/0	0/0/0/0
86	OHX	A5	3780	-	-	0/0/0/0	0/0/0/0
86	OHX	A5	3781	-	-	0/0/0/0	0/0/0/0
86	OHX	A5	3782	-	-	0/0/0/0	0/0/0/0
86	OHX	A5	3783	-	-	0/0/0/0	0/0/0/0
86	OHX	A5	3784	-	-	0/0/0/0	0/0/0/0
86	OHX	A5	3785	-	-	0/0/0/0	0/0/0/0
86	OHX	A5	3786	-	-	0/0/0/0	0/0/0/0
86	OHX	A5	3787	-	-	0/0/0/0	0/0/0/0
86	OHX	A5	3788	-	-	0/0/0/0	0/0/0/0
86	OHX	A5	3789	-	-	0/0/0/0	0/0/0/0
86	OHX	A5	3790	-	-	0/0/0/0	0/0/0/0
86	OHX	A5	3791	-	-	0/0/0/0	0/0/0/0
86	OHX	A5	3792	-	-	0/0/0/0	0/0/0/0

Continued on next page...

Continued from previous page...

Mol	Type	Chain	Res	Link	Chirals	Torsions	Rings
86	OHX	A5	3793	-	-	0/0/0/0	0/0/0/0
86	OHX	A5	3794	-	-	0/0/0/0	0/0/0/0
86	OHX	A5	3795	86	-	0/0/0/0	0/0/0/0
86	OHX	A5	3796	-	-	0/0/0/0	0/0/0/0
86	OHX	A5	3797	-	-	0/0/0/0	0/0/0/0
86	OHX	A5	3798	-	-	0/0/0/0	0/0/0/0
86	OHX	A5	3799	-	-	0/0/0/0	0/0/0/0
86	OHX	A5	3800	-	-	0/0/0/0	0/0/0/0
86	OHX	A5	3801	-	-	0/0/0/0	0/0/0/0
86	OHX	A5	3802	-	-	0/0/0/0	0/0/0/0
86	OHX	A5	3803	-	-	0/0/0/0	0/0/0/0
86	OHX	A5	3804	-	-	0/0/0/0	0/0/0/0
86	OHX	A5	3805	-	-	0/0/0/0	0/0/0/0
86	OHX	A5	3806	-	-	0/0/0/0	0/0/0/0
86	OHX	A5	3807	86	-	0/0/0/0	0/0/0/0
86	OHX	A5	3808	-	-	0/0/0/0	0/0/0/0
86	OHX	A5	3809	86	-	0/0/0/0	0/0/0/0
86	OHX	A5	3810	-	-	0/0/0/0	0/0/0/0
86	OHX	A5	3811	-	-	0/0/0/0	0/0/0/0
86	OHX	A5	3812	-	-	0/0/0/0	0/0/0/0
86	OHX	A5	3813	-	-	0/0/0/0	0/0/0/0
86	OHX	A5	3814	-	-	0/0/0/0	0/0/0/0
86	OHX	A5	3815	-	-	0/0/0/0	0/0/0/0
86	OHX	A5	3816	-	-	0/0/0/0	0/0/0/0
86	OHX	A5	3817	-	-	0/0/0/0	0/0/0/0
86	OHX	A5	3818	-	-	0/0/0/0	0/0/0/0
86	OHX	A5	3819	-	-	0/0/0/0	0/0/0/0
86	OHX	A5	3820	-	-	0/0/0/0	0/0/0/0
86	OHX	A5	3821	-	-	0/0/0/0	0/0/0/0
86	OHX	A5	3822	-	-	0/0/0/0	0/0/0/0
86	OHX	A5	3823	-	-	0/0/0/0	0/0/0/0
86	OHX	A6	1901	-	-	0/0/0/0	0/0/0/0
86	OHX	A6	1902	-	-	0/0/0/0	0/0/0/0
86	OHX	A6	1903	-	-	0/0/0/0	0/0/0/0
86	OHX	A6	1904	-	-	0/0/0/0	0/0/0/0
86	OHX	A6	1905	-	-	0/0/0/0	0/0/0/0
86	OHX	A6	1906	-	-	0/0/0/0	0/0/0/0
86	OHX	A6	1907	-	-	0/0/0/0	0/0/0/0
86	OHX	A6	1908	-	-	0/0/0/0	0/0/0/0
86	OHX	A6	1909	-	-	0/0/0/0	0/0/0/0
86	OHX	A6	1910	-	-	0/0/0/0	0/0/0/0
86	OHX	A6	1911	-	-	0/0/0/0	0/0/0/0

Continued on next page...

Continued from previous page...

Mol	Type	Chain	Res	Link	Chirals	Torsions	Rings
86	OHX	A6	1912	-	-	0/0/0/0	0/0/0/0
86	OHX	A6	1913	-	-	0/0/0/0	0/0/0/0
86	OHX	A6	1914	-	-	0/0/0/0	0/0/0/0
86	OHX	A6	1915	-	-	0/0/0/0	0/0/0/0
86	OHX	A6	1916	-	-	0/0/0/0	0/0/0/0
86	OHX	A6	1917	-	-	0/0/0/0	0/0/0/0
86	OHX	A6	1918	-	-	0/0/0/0	0/0/0/0
86	OHX	A6	1919	86	-	0/0/0/0	0/0/0/0
86	OHX	A6	1920	-	-	0/0/0/0	0/0/0/0
86	OHX	A6	1921	-	-	0/0/0/0	0/0/0/0
86	OHX	A6	1922	-	-	0/0/0/0	0/0/0/0
86	OHX	A6	1923	-	-	0/0/0/0	0/0/0/0
86	OHX	A6	1924	-	-	0/0/0/0	0/0/0/0
86	OHX	A6	1925	-	-	0/0/0/0	0/0/0/0
86	OHX	A6	1926	-	-	0/0/0/0	0/0/0/0
86	OHX	A6	1927	-	-	0/0/0/0	0/0/0/0
86	OHX	A6	1928	-	-	0/0/0/0	0/0/0/0
86	OHX	A6	1929	-	-	0/0/0/0	0/0/0/0
86	OHX	A6	1930	-	-	0/0/0/0	0/0/0/0
86	OHX	A6	1931	-	-	0/0/0/0	0/0/0/0
86	OHX	A6	1932	-	-	0/0/0/0	0/0/0/0
86	OHX	A6	1933	-	-	0/0/0/0	0/0/0/0
86	OHX	A6	1934	-	-	0/0/0/0	0/0/0/0
86	OHX	A6	1935	-	-	0/0/0/0	0/0/0/0
86	OHX	A6	1936	-	-	0/0/0/0	0/0/0/0
86	OHX	A6	1937	-	-	0/0/0/0	0/0/0/0
86	OHX	A6	1938	-	-	0/0/0/0	0/0/0/0
86	OHX	A6	1939	-	-	0/0/0/0	0/0/0/0
86	OHX	A6	1940	-	-	0/0/0/0	0/0/0/0
86	OHX	A6	1941	-	-	0/0/0/0	0/0/0/0
86	OHX	A6	1942	-	-	0/0/0/0	0/0/0/0
86	OHX	A6	1943	-	-	0/0/0/0	0/0/0/0
86	OHX	A6	1944	-	-	0/0/0/0	0/0/0/0
86	OHX	A6	1945	-	-	0/0/0/0	0/0/0/0
86	OHX	A6	1946	-	-	0/0/0/0	0/0/0/0
86	OHX	A6	1947	-	-	0/0/0/0	0/0/0/0
86	OHX	A6	1948	-	-	0/0/0/0	0/0/0/0
86	OHX	A6	1949	-	-	0/0/0/0	0/0/0/0
86	OHX	A6	1950	-	-	0/0/0/0	0/0/0/0
86	OHX	A6	1951	-	-	0/0/0/0	0/0/0/0
86	OHX	A6	1952	-	-	0/0/0/0	0/0/0/0
86	OHX	A6	1953	-	-	0/0/0/0	0/0/0/0

Continued on next page...

Continued from previous page...

Mol	Type	Chain	Res	Link	Chirals	Torsions	Rings
86	OHX	A6	1954	-	-	0/0/0/0	0/0/0/0
86	OHX	A6	1955	-	-	0/0/0/0	0/0/0/0
86	OHX	A6	1956	-	-	0/0/0/0	0/0/0/0
86	OHX	A6	1957	-	-	0/0/0/0	0/0/0/0
86	OHX	A6	1958	-	-	0/0/0/0	0/0/0/0
86	OHX	A6	1959	-	-	0/0/0/0	0/0/0/0
86	OHX	A6	1960	-	-	0/0/0/0	0/0/0/0
86	OHX	A6	1961	-	-	0/0/0/0	0/0/0/0
86	OHX	A6	1962	-	-	0/0/0/0	0/0/0/0
86	OHX	A6	1963	-	-	0/0/0/0	0/0/0/0
86	OHX	A6	1964	-	-	0/0/0/0	0/0/0/0
86	OHX	A6	1965	-	-	0/0/0/0	0/0/0/0
86	OHX	A6	1966	-	-	0/0/0/0	0/0/0/0
86	OHX	A6	1967	-	-	0/0/0/0	0/0/0/0
86	OHX	A6	1968	-	-	0/0/0/0	0/0/0/0
86	OHX	A6	1969	-	-	0/0/0/0	0/0/0/0
86	OHX	A6	1970	-	-	0/0/0/0	0/0/0/0
86	OHX	A6	1971	-	-	0/0/0/0	0/0/0/0
86	OHX	A6	1972	-	-	0/0/0/0	0/0/0/0
86	OHX	A6	1973	-	-	0/0/0/0	0/0/0/0
86	OHX	A6	1974	-	-	0/0/0/0	0/0/0/0
86	OHX	A6	1975	-	-	0/0/0/0	0/0/0/0
86	OHX	A6	1976	-	-	0/0/0/0	0/0/0/0
86	OHX	A6	1977	-	-	0/0/0/0	0/0/0/0
86	OHX	A6	1978	-	-	0/0/0/0	0/0/0/0
86	OHX	A6	1979	-	-	0/0/0/0	0/0/0/0
86	OHX	A6	1980	-	-	0/0/0/0	0/0/0/0
86	OHX	A6	1981	-	-	0/0/0/0	0/0/0/0
86	OHX	A6	1982	-	-	0/0/0/0	0/0/0/0
86	OHX	A6	1983	-	-	0/0/0/0	0/0/0/0
86	OHX	A6	1984	-	-	0/0/0/0	0/0/0/0
86	OHX	A6	1985	-	-	0/0/0/0	0/0/0/0
86	OHX	A6	1986	-	-	0/0/0/0	0/0/0/0
86	OHX	A6	1987	-	-	0/0/0/0	0/0/0/0
86	OHX	A6	1988	-	-	0/0/0/0	0/0/0/0
86	OHX	A6	1989	-	-	0/0/0/0	0/0/0/0
86	OHX	A6	1990	-	-	0/0/0/0	0/0/0/0
86	OHX	A6	1991	-	-	0/0/0/0	0/0/0/0
86	OHX	A6	1992	-	-	0/0/0/0	0/0/0/0
86	OHX	A6	1993	-	-	0/0/0/0	0/0/0/0
86	OHX	A6	1994	-	-	0/0/0/0	0/0/0/0
86	OHX	A6	1995	-	-	0/0/0/0	0/0/0/0

Continued on next page...

Continued from previous page...

Mol	Type	Chain	Res	Link	Chirals	Torsions	Rings
86	OHX	A6	1996	-	-	0/0/0/0	0/0/0/0
86	OHX	A6	1997	-	-	0/0/0/0	0/0/0/0
86	OHX	A6	1998	-	-	0/0/0/0	0/0/0/0
86	OHX	A6	1999	-	-	0/0/0/0	0/0/0/0
86	OHX	A6	2000	-	-	0/0/0/0	0/0/0/0
86	OHX	A6	2001	-	-	0/0/0/0	0/0/0/0
86	OHX	A6	2002	-	-	0/0/0/0	0/0/0/0
86	OHX	A6	2003	-	-	0/0/0/0	0/0/0/0
86	OHX	A6	2004	-	-	0/0/0/0	0/0/0/0
86	OHX	A6	2005	-	-	0/0/0/0	0/0/0/0
86	OHX	A6	2006	-	-	0/0/0/0	0/0/0/0
86	OHX	A6	2007	-	-	0/0/0/0	0/0/0/0
86	OHX	A6	2008	-	-	0/0/0/0	0/0/0/0
86	OHX	A6	2009	-	-	0/0/0/0	0/0/0/0
86	OHX	A6	2010	-	-	0/0/0/0	0/0/0/0
86	OHX	A6	2011	-	-	0/0/0/0	0/0/0/0
86	OHX	A6	2012	-	-	0/0/0/0	0/0/0/0
86	OHX	A6	2013	-	-	0/0/0/0	0/0/0/0
86	OHX	A6	2014	-	-	0/0/0/0	0/0/0/0
86	OHX	A6	2015	-	-	0/0/0/0	0/0/0/0
86	OHX	A6	2016	-	-	0/0/0/0	0/0/0/0
86	OHX	A6	2017	-	-	0/0/0/0	0/0/0/0
86	OHX	A6	2018	-	-	0/0/0/0	0/0/0/0
86	OHX	A6	2019	-	-	0/0/0/0	0/0/0/0
86	OHX	A6	2020	-	-	0/0/0/0	0/0/0/0
86	OHX	A6	2021	-	-	0/0/0/0	0/0/0/0
86	OHX	A6	2022	-	-	0/0/0/0	0/0/0/0
86	OHX	A6	2023	-	-	0/0/0/0	0/0/0/0
86	OHX	A6	2024	-	-	0/0/0/0	0/0/0/0
86	OHX	A6	2025	-	-	0/0/0/0	0/0/0/0
86	OHX	A6	2026	-	-	0/0/0/0	0/0/0/0
86	OHX	A6	2027	-	-	0/0/0/0	0/0/0/0
86	OHX	A6	2028	-	-	0/0/0/0	0/0/0/0
86	OHX	A6	2029	-	-	0/0/0/0	0/0/0/0
86	OHX	A6	2030	-	-	0/0/0/0	0/0/0/0
86	OHX	A6	2031	-	-	0/0/0/0	0/0/0/0
86	OHX	A6	2032	-	-	0/0/0/0	0/0/0/0
86	OHX	A6	2033	-	-	0/0/0/0	0/0/0/0
86	OHX	A6	2034	-	-	0/0/0/0	0/0/0/0
86	OHX	A6	2035	-	-	0/0/0/0	0/0/0/0
86	OHX	A6	2036	-	-	0/0/0/0	0/0/0/0
86	OHX	A6	2037	-	-	0/0/0/0	0/0/0/0

Continued on next page...

Continued from previous page...

Mol	Type	Chain	Res	Link	Chirals	Torsions	Rings
86	OHX	A6	2038	-	-	0/0/0/0	0/0/0/0
86	OHX	A6	2039	-	-	0/0/0/0	0/0/0/0
86	OHX	A6	2040	-	-	0/0/0/0	0/0/0/0
86	OHX	A6	2041	-	-	0/0/0/0	0/0/0/0
86	OHX	A6	2042	-	-	0/0/0/0	0/0/0/0
86	OHX	A6	2043	-	-	0/0/0/0	0/0/0/0
86	OHX	A6	2044	-	-	0/0/0/0	0/0/0/0
86	OHX	A6	2045	-	-	0/0/0/0	0/0/0/0
86	OHX	A6	2046	-	-	0/0/0/0	0/0/0/0
86	OHX	A6	2047	-	-	0/0/0/0	0/0/0/0
86	OHX	A6	2048	-	-	0/0/0/0	0/0/0/0
86	OHX	A6	2049	-	-	0/0/0/0	0/0/0/0
86	OHX	A6	2050	-	-	0/0/0/0	0/0/0/0
86	OHX	A6	2051	-	-	0/0/0/0	0/0/0/0
86	OHX	A6	2052	-	-	0/0/0/0	0/0/0/0
86	OHX	A6	2053	-	-	0/0/0/0	0/0/0/0
86	OHX	A6	2054	-	-	0/0/0/0	0/0/0/0
86	OHX	A6	2055	-	-	0/0/0/0	0/0/0/0
86	OHX	A6	2056	-	-	0/0/0/0	0/0/0/0
86	OHX	A6	2057	-	-	0/0/0/0	0/0/0/0
86	OHX	A6	2058	-	-	0/0/0/0	0/0/0/0
86	OHX	A6	2059	-	-	0/0/0/0	0/0/0/0
86	OHX	A6	2060	-	-	0/0/0/0	0/0/0/0
86	OHX	A6	2061	-	-	0/0/0/0	0/0/0/0
86	OHX	A6	2062	-	-	0/0/0/0	0/0/0/0
86	OHX	A6	2063	-	-	0/0/0/0	0/0/0/0
86	OHX	A6	2064	-	-	0/0/0/0	0/0/0/0
86	OHX	A6	2065	-	-	0/0/0/0	0/0/0/0
86	OHX	A6	2066	-	-	0/0/0/0	0/0/0/0
86	OHX	A6	2067	-	-	0/0/0/0	0/0/0/0
86	OHX	A6	2068	-	-	0/0/0/0	0/0/0/0
86	OHX	A6	2069	-	-	0/0/0/0	0/0/0/0
86	OHX	A6	2070	-	-	0/0/0/0	0/0/0/0
86	OHX	A6	2071	-	-	0/0/0/0	0/0/0/0
86	OHX	A6	2072	-	-	0/0/0/0	0/0/0/0
86	OHX	A6	2073	-	-	0/0/0/0	0/0/0/0
86	OHX	A6	2074	-	-	0/0/0/0	0/0/0/0
86	OHX	A6	2075	-	-	0/0/0/0	0/0/0/0
86	OHX	A6	2076	86	-	0/0/0/0	0/0/0/0
86	OHX	A6	2077	-	-	0/0/0/0	0/0/0/0
86	OHX	A6	2078	-	-	0/0/0/0	0/0/0/0
86	OHX	A6	2079	-	-	0/0/0/0	0/0/0/0

Continued on next page...

Continued from previous page...

Mol	Type	Chain	Res	Link	Chirals	Torsions	Rings
86	OHX	A6	2080	-	-	0/0/0/0	0/0/0/0
86	OHX	A6	2081	-	-	0/0/0/0	0/0/0/0
86	OHX	A6	2082	-	-	0/0/0/0	0/0/0/0
86	OHX	A6	2083	-	-	0/0/0/0	0/0/0/0
86	OHX	A6	2084	-	-	0/0/0/0	0/0/0/0
86	OHX	A6	2085	-	-	0/0/0/0	0/0/0/0
86	OHX	A6	2086	-	-	0/0/0/0	0/0/0/0
86	OHX	A6	2087	-	-	0/0/0/0	0/0/0/0
86	OHX	A6	2088	-	-	0/0/0/0	0/0/0/0
86	OHX	A6	2089	-	-	0/0/0/0	0/0/0/0
86	OHX	A6	2090	-	-	0/0/0/0	0/0/0/0
86	OHX	A6	2091	-	-	0/0/0/0	0/0/0/0
86	OHX	A6	2092	-	-	0/0/0/0	0/0/0/0
86	OHX	A6	2093	-	-	0/0/0/0	0/0/0/0
86	OHX	A6	2094	-	-	0/0/0/0	0/0/0/0
86	OHX	A6	2095	-	-	0/0/0/0	0/0/0/0
86	OHX	A6	2096	-	-	0/0/0/0	0/0/0/0
86	OHX	A6	2097	-	-	0/0/0/0	0/0/0/0
86	OHX	A6	2098	-	-	0/0/0/0	0/0/0/0
86	OHX	A6	2099	-	-	0/0/0/0	0/0/0/0
86	OHX	A6	2100	-	-	0/0/0/0	0/0/0/0
86	OHX	A7	201	-	-	0/0/0/0	0/0/0/0
86	OHX	A7	202	-	-	0/0/0/0	0/0/0/0
86	OHX	A7	203	-	-	0/0/0/0	0/0/0/0
86	OHX	A7	204	-	-	0/0/0/0	0/0/0/0
86	OHX	A7	205	-	-	0/0/0/0	0/0/0/0
86	OHX	A7	206	-	-	0/0/0/0	0/0/0/0
86	OHX	A7	207	-	-	0/0/0/0	0/0/0/0
86	OHX	A7	208	-	-	0/0/0/0	0/0/0/0
86	OHX	A7	209	-	-	0/0/0/0	0/0/0/0
86	OHX	A7	210	-	-	0/0/0/0	0/0/0/0
86	OHX	A7	211	-	-	0/0/0/0	0/0/0/0
86	OHX	A7	212	-	-	0/0/0/0	0/0/0/0
86	OHX	A7	213	-	-	0/0/0/0	0/0/0/0
86	OHX	A8	202	-	-	0/0/0/0	0/0/0/0
86	OHX	A8	203	-	-	0/0/0/0	0/0/0/0
86	OHX	A8	204	-	-	0/0/0/0	0/0/0/0
86	OHX	A8	205	-	-	0/0/0/0	0/0/0/0
86	OHX	A8	206	-	-	0/0/0/0	0/0/0/0
86	OHX	A8	207	-	-	0/0/0/0	0/0/0/0
86	OHX	A8	208	-	-	0/0/0/0	0/0/0/0
86	OHX	A8	209	-	-	0/0/0/0	0/0/0/0

Continued on next page...

Continued from previous page...

Mol	Type	Chain	Res	Link	Chirals	Torsions	Rings
86	OHX	A8	210	-	-	0/0/0/0	0/0/0/0
86	OHX	A8	211	-	-	0/0/0/0	0/0/0/0
86	OHX	A8	212	-	-	0/0/0/0	0/0/0/0
86	OHX	A8	213	-	-	0/0/0/0	0/0/0/0
86	OHX	A8	214	-	-	0/0/0/0	0/0/0/0
86	OHX	A8	215	-	-	0/0/0/0	0/0/0/0
86	OHX	A8	216	-	-	0/0/0/0	0/0/0/0
86	OHX	A8	217	-	-	0/0/0/0	0/0/0/0
86	OHX	A8	218	-	-	0/0/0/0	0/0/0/0
86	OHX	A8	219	-	-	0/0/0/0	0/0/0/0
86	OHX	A8	220	-	-	0/0/0/0	0/0/0/0
86	OHX	AC	301	-	-	0/0/0/0	0/0/0/0
86	OHX	AI	301	-	-	0/0/0/0	0/0/0/0
86	OHX	AL	201	-	-	0/0/0/0	0/0/0/0
86	OHX	AN	201	-	-	0/0/0/0	0/0/0/0
86	OHX	AP	201	-	-	0/0/0/0	0/0/0/0
86	OHX	Ad	101	-	-	0/0/0/0	0/0/0/0
86	OHX	Ag	401	-	-	0/0/0/0	0/0/0/0
86	OHX	BA	301	-	-	0/0/0/0	0/0/0/0
86	OHX	BB	401	-	-	0/0/0/0	0/0/0/0
86	OHX	BB	402	-	-	0/0/0/0	0/0/0/0
86	OHX	BC	401	-	-	0/0/0/0	0/0/0/0
86	OHX	BD	301	-	-	0/0/0/0	0/0/0/0
86	OHX	BI	301	-	-	0/0/0/0	0/0/0/0
86	OHX	BI	302	-	-	0/0/0/0	0/0/0/0
86	OHX	BI	303	-	-	0/0/0/0	0/0/0/0
86	OHX	BI	304	-	-	0/0/0/0	0/0/0/0
86	OHX	BN	301	-	-	0/0/0/0	0/0/0/0
86	OHX	BO	201	-	-	0/0/0/0	0/0/0/0
86	OHX	BP	201	-	-	0/0/0/0	0/0/0/0
86	OHX	BP	202	-	-	0/0/0/0	0/0/0/0
86	OHX	BR	201	-	-	0/0/0/0	0/0/0/0
86	OHX	BT	201	-	-	0/0/0/0	0/0/0/0
86	OHX	Bb	101	-	-	0/0/0/0	0/0/0/0
86	OHX	Bf	201	-	-	0/0/0/0	0/0/0/0
86	OHX	Bj	101	-	-	0/0/0/0	0/0/0/0
86	OHX	Bj	102	-	-	0/0/0/0	0/0/0/0
86	OHX	Bj	103	-	-	0/0/0/0	0/0/0/0
86	OHX	Bo	201	-	-	0/0/0/0	0/0/0/0
86	OHX	CB	301	-	-	0/0/0/0	0/0/0/0
86	OHX	CG	301	-	-	0/0/0/0	0/0/0/0
86	OHX	CG	302	-	-	0/0/0/0	0/0/0/0

Continued on next page...

Continued from previous page...

Mol	Type	Chain	Res	Link	Chirals	Torsions	Rings
86	OHX	CI	301	-	-	0/0/0/0	0/0/0/0
86	OHX	CJ	201	-	-	0/0/0/0	0/0/0/0
86	OHX	CL	201	-	-	0/0/0/0	0/0/0/0
86	OHX	CN	201	-	-	0/0/0/0	0/0/0/0
86	OHX	CP	201	-	-	0/0/0/0	0/0/0/0
86	OHX	CP	202	-	-	0/0/0/0	0/0/0/0
86	OHX	CS	201	-	-	0/0/0/0	0/0/0/0
86	OHX	CY	201	-	-	0/0/0/0	0/0/0/0
86	OHX	CY	202	-	-	0/0/0/0	0/0/0/0
86	OHX	Cd	101	-	-	0/0/0/0	0/0/0/0
86	OHX	Cg	401	-	-	0/0/0/0	0/0/0/0
86	OHX	DA	302	-	-	0/0/0/0	0/0/0/0
86	OHX	DB	401	-	-	0/0/0/0	0/0/0/0
86	OHX	DB	402	-	-	0/0/0/0	0/0/0/0
86	OHX	DC	401	-	-	0/0/0/0	0/0/0/0
86	OHX	DC	402	-	-	0/0/0/0	0/0/0/0
86	OHX	DD	301	-	-	0/0/0/0	0/0/0/0
86	OHX	DG	301	-	-	0/0/0/0	0/0/0/0
86	OHX	DH	201	-	-	0/0/0/0	0/0/0/0
86	OHX	DI	301	-	-	0/0/0/0	0/0/0/0
86	OHX	DI	302	-	-	0/0/0/0	0/0/0/0
86	OHX	DJ	201	-	-	0/0/0/0	0/0/0/0
86	OHX	DM	201	-	-	0/0/0/0	0/0/0/0
86	OHX	DO	201	-	-	0/0/0/0	0/0/0/0
86	OHX	DP	201	-	-	0/0/0/0	0/0/0/0
86	OHX	DQ	201	-	-	0/0/0/0	0/0/0/0
86	OHX	DR	201	-	-	0/0/0/0	0/0/0/0
86	OHX	DV	201	-	-	0/0/0/0	0/0/0/0
86	OHX	Db	101	-	-	0/0/0/0	0/0/0/0
86	OHX	De	201	-	-	0/0/0/0	0/0/0/0
86	OHX	Df	201	-	-	0/0/0/0	0/0/0/0
86	OHX	Dg	201	-	-	0/0/0/0	0/0/0/0
86	OHX	Dh	201	-	-	0/0/0/0	0/0/0/0
86	OHX	Dj	104	-	-	0/0/0/0	0/0/0/0
86	OHX	Do	201	-	-	0/0/0/0	0/0/0/0

There are no bond length outliers.

There are no bond angle outliers.

There are no chirality outliers.

There are no torsion outliers.

There are no ring outliers.

684 monomers are involved in 1513 short contacts:

Mol	Chain	Res	Type	Clashes	Symm-Clashes
86	A1	3410	OHX	1	0
86	A1	3412	OHX	2	0
86	A1	3414	OHX	5	0
86	A1	3423	OHX	1	0
86	A1	3424	OHX	1	0
86	A1	3426	OHX	1	0
86	A1	3432	OHX	5	0
86	A1	3433	OHX	2	0
86	A1	3434	OHX	1	0
86	A1	3439	OHX	7	0
86	A1	3442	OHX	2	0
86	A1	3449	OHX	1	0
86	A1	3452	OHX	5	0
86	A1	3455	OHX	1	0
86	A1	3456	OHX	1	0
86	A1	3457	OHX	6	0
86	A1	3458	OHX	5	0
86	A1	3463	OHX	4	0
86	A1	3465	OHX	1	0
86	A1	3466	OHX	4	0
86	A1	3467	OHX	6	0
86	A1	3471	OHX	14	0
86	A1	3477	OHX	1	0
86	A1	3478	OHX	4	0
86	A1	3479	OHX	7	0
86	A1	3481	OHX	6	0
86	A1	3482	OHX	2	0
86	A1	3483	OHX	7	0
86	A1	3485	OHX	1	0
86	A1	3487	OHX	1	0
86	A1	3491	OHX	6	0
86	A1	3492	OHX	2	0
86	A1	3495	OHX	3	0
86	A1	3496	OHX	11	0
86	A1	3497	OHX	6	0
86	A1	3498	OHX	1	0
86	A1	3501	OHX	1	0
86	A1	3502	OHX	2	0
86	A1	3503	OHX	5	0
86	A1	3505	OHX	2	0
86	A1	3506	OHX	6	0
86	A1	3508	OHX	1	0

Continued on next page...

Continued from previous page...

Mol	Chain	Res	Type	Clashes	Symm-Clashes
86	A1	3509	OHX	6	0
86	A1	3512	OHX	5	0
86	A1	3513	OHX	1	0
86	A1	3516	OHX	8	0
86	A1	3517	OHX	1	0
86	A1	3519	OHX	1	0
86	A1	3520	OHX	5	0
86	A1	3521	OHX	8	0
86	A1	3522	OHX	1	0
86	A1	3523	OHX	1	0
86	A1	3524	OHX	1	0
86	A1	3525	OHX	1	0
86	A1	3527	OHX	1	0
86	A1	3532	OHX	1	0
86	A1	3534	OHX	1	0
86	A1	3535	OHX	1	0
86	A1	3536	OHX	1	0
86	A1	3538	OHX	3	0
86	A1	3539	OHX	3	0
86	A1	3541	OHX	3	0
86	A1	3542	OHX	6	0
86	A1	3543	OHX	1	0
86	A1	3544	OHX	3	0
86	A1	3547	OHX	1	0
86	A1	3549	OHX	6	0
86	A1	3550	OHX	2	0
86	A1	3554	OHX	1	0
86	A1	3556	OHX	6	0
86	A1	3559	OHX	1	0
86	A1	3562	OHX	6	0
86	A1	3563	OHX	1	0
86	A1	3565	OHX	7	0
86	A1	3567	OHX	1	0
86	A1	3569	OHX	1	0
86	A1	3570	OHX	1	0
86	A1	3573	OHX	1	0
86	A1	3574	OHX	6	0
86	A1	3576	OHX	3	0
86	A1	3578	OHX	6	0
86	A1	3579	OHX	1	0
86	A1	3581	OHX	1	0
86	A1	3582	OHX	1	0

Continued on next page...

Continued from previous page...

Mol	Chain	Res	Type	Clashes	Symm-Clashes
86	A1	3584	OHX	4	0
86	A1	3585	OHX	1	0
86	A1	3586	OHX	1	0
86	A1	3587	OHX	2	0
86	A1	3589	OHX	1	0
86	A1	3590	OHX	2	0
86	A1	3591	OHX	7	0
86	A1	3593	OHX	3	0
86	A1	3598	OHX	6	0
86	A1	3599	OHX	5	0
86	A1	3601	OHX	4	0
86	A1	3602	OHX	4	0
86	A1	3603	OHX	6	0
86	A1	3604	OHX	5	0
86	A1	3607	OHX	6	0
86	A1	3608	OHX	3	0
86	A1	3613	OHX	1	0
86	A1	3614	OHX	4	0
86	A1	3619	OHX	1	0
86	A1	3621	OHX	1	0
86	A1	3622	OHX	2	0
86	A1	3627	OHX	4	0
86	A1	3631	OHX	5	0
86	A1	3632	OHX	2	0
86	A1	3634	OHX	1	0
86	A1	3637	OHX	1	0
86	A1	3642	OHX	1	0
86	A1	3645	OHX	1	0
86	A1	3650	OHX	11	0
86	A1	3654	OHX	3	0
86	A1	3655	OHX	1	0
86	A1	3657	OHX	2	0
86	A1	3659	OHX	4	0
86	A1	3664	OHX	1	0
86	A1	3665	OHX	4	0
86	A1	3667	OHX	6	0
86	A1	3670	OHX	1	0
86	A1	3671	OHX	11	0
86	A1	3673	OHX	2	0
86	A1	3676	OHX	1	0
86	A1	3677	OHX	1	0
86	A1	3679	OHX	1	0

Continued on next page...

Continued from previous page...

Mol	Chain	Res	Type	Clashes	Symm-Clashes
86	A1	3680	OHX	6	0
86	A1	3681	OHX	1	0
86	A1	3687	OHX	7	0
86	A1	3690	OHX	2	0
86	A1	3691	OHX	3	0
86	A1	3692	OHX	1	0
86	A1	3693	OHX	11	0
86	A1	3697	OHX	3	0
86	A1	3698	OHX	4	0
86	A1	3701	OHX	1	0
86	A1	3703	OHX	1	0
86	A1	3704	OHX	2	0
86	A1	3706	OHX	6	0
86	A1	3707	OHX	1	0
86	A1	3708	OHX	2	0
86	A1	3710	OHX	5	0
86	A1	3712	OHX	5	0
86	A1	3716	OHX	4	0
86	A1	3717	OHX	5	0
86	A1	3718	OHX	7	0
86	A1	3719	OHX	2	0
86	A1	3722	OHX	6	0
86	A1	3723	OHX	3	0
86	A1	3725	OHX	4	0
86	A1	3726	OHX	3	0
86	A1	3729	OHX	1	0
86	A1	3730	OHX	2	0
86	A1	3731	OHX	1	0
86	A1	3732	OHX	2	0
86	A1	3735	OHX	6	0
86	A1	3737	OHX	1	0
86	A1	3738	OHX	8	0
86	A1	3739	OHX	3	0
86	A1	3742	OHX	7	0
86	A1	3744	OHX	6	0
86	A1	3746	OHX	8	0
86	A1	3748	OHX	6	0
86	A1	3750	OHX	5	0
86	A1	3751	OHX	14	0
86	A1	3753	OHX	2	0
86	A1	3754	OHX	1	0
86	A1	3755	OHX	1	0

Continued on next page...

Continued from previous page...

Mol	Chain	Res	Type	Clashes	Symm-Clashes
86	A1	3756	OHX	1	0
86	A1	3757	OHX	6	0
86	A1	3758	OHX	2	0
86	A1	3760	OHX	1	0
86	A1	3762	OHX	5	0
86	A1	3763	OHX	1	0
86	A1	3766	OHX	1	0
86	A1	3768	OHX	1	0
86	A1	3774	OHX	1	0
86	A1	3775	OHX	1	0
86	A1	3776	OHX	6	0
86	A1	3777	OHX	7	0
86	A1	3779	OHX	1	0
86	A1	3783	OHX	1	0
86	A1	3784	OHX	1	0
86	A1	3785	OHX	7	0
86	A1	3786	OHX	2	0
86	A1	3788	OHX	5	1
86	A1	3789	OHX	6	0
86	A1	3790	OHX	1	0
86	A1	3792	OHX	5	0
86	A1	3793	OHX	3	0
86	A1	3795	OHX	6	0
86	A1	3798	OHX	11	0
86	A1	3800	OHX	5	0
86	A1	3801	OHX	9	0
86	A1	3802	OHX	11	0
86	A1	3804	OHX	1	0
86	A1	3805	OHX	9	0
86	A1	3806	OHX	7	0
86	A1	3807	OHX	1	0
86	A1	3808	OHX	1	0
86	A1	3810	OHX	5	0
86	A1	3811	OHX	13	0
86	A1	3812	OHX	7	0
86	A1	3813	OHX	2	0
86	A1	3814	OHX	2	0
86	A1	3816	OHX	8	0
86	A2	1901	OHX	1	0
86	A2	1906	OHX	3	0
86	A2	1907	OHX	6	0
86	A2	1909	OHX	2	0

Continued on next page...

Continued from previous page...

Mol	Chain	Res	Type	Clashes	Symm-Clashes
86	A2	1914	OHX	4	0
86	A2	1915	OHX	6	0
86	A2	1916	OHX	1	0
86	A2	1917	OHX	2	0
86	A2	1918	OHX	8	0
86	A2	1919	OHX	1	0
86	A2	1921	OHX	6	0
86	A2	1922	OHX	7	0
86	A2	1923	OHX	1	0
86	A2	1924	OHX	1	0
86	A2	1925	OHX	1	0
86	A2	1926	OHX	1	0
86	A2	1928	OHX	1	0
86	A2	1929	OHX	1	0
86	A2	1933	OHX	1	0
86	A2	1937	OHX	1	0
86	A2	1938	OHX	1	0
86	A2	1940	OHX	1	0
86	A2	1942	OHX	1	0
86	A2	1943	OHX	2	0
86	A2	1945	OHX	1	0
86	A2	1946	OHX	1	0
86	A2	1948	OHX	1	0
86	A2	1949	OHX	1	0
86	A2	1950	OHX	2	0
86	A2	1952	OHX	2	0
86	A2	1953	OHX	2	0
86	A2	1954	OHX	6	0
86	A2	1955	OHX	1	0
86	A2	1957	OHX	1	0
86	A2	1961	OHX	1	0
86	A2	1962	OHX	4	0
86	A2	1963	OHX	1	0
86	A2	1964	OHX	4	0
86	A2	1965	OHX	6	0
86	A2	1966	OHX	2	0
86	A2	1969	OHX	5	0
86	A2	1970	OHX	8	0
86	A2	1971	OHX	1	0
86	A2	1973	OHX	3	0
86	A2	1974	OHX	1	0
86	A2	1975	OHX	7	0

Continued on next page...

Continued from previous page...

Mol	Chain	Res	Type	Clashes	Symm-Clashes
86	A2	1976	OHX	3	0
86	A2	1978	OHX	7	0
86	A2	1980	OHX	1	0
86	A2	1983	OHX	5	0
86	A2	1987	OHX	3	0
86	A2	1988	OHX	2	0
86	A2	1989	OHX	8	0
86	A2	1990	OHX	1	0
86	A2	1991	OHX	1	0
86	A2	1992	OHX	3	0
86	A2	1997	OHX	6	0
86	A2	2002	OHX	3	0
86	A2	2005	OHX	1	0
86	A2	2007	OHX	1	0
86	A2	2009	OHX	1	0
86	A2	2010	OHX	2	0
86	A2	2012	OHX	2	0
86	A2	2013	OHX	1	0
86	A2	2014	OHX	8	0
86	A2	2015	OHX	1	0
86	A2	2016	OHX	1	0
86	A2	2017	OHX	8	0
86	A2	2019	OHX	1	0
86	A2	2021	OHX	4	0
86	A2	2024	OHX	3	0
86	A2	2026	OHX	1	0
86	A2	2027	OHX	2	0
86	A2	2028	OHX	2	0
86	A2	2029	OHX	7	0
86	A2	2031	OHX	1	0
86	A2	2032	OHX	1	0
86	A2	2033	OHX	1	0
86	A2	2036	OHX	1	0
86	A2	2037	OHX	3	0
86	A2	2040	OHX	1	0
86	A2	2041	OHX	1	0
86	A2	2042	OHX	1	0
86	A2	2044	OHX	1	0
86	A2	2045	OHX	1	0
86	A2	2046	OHX	1	0
86	A2	2047	OHX	1	0
86	A2	2048	OHX	6	0

Continued on next page...

Continued from previous page...

Mol	Chain	Res	Type	Clashes	Symm-Clashes
86	A2	2049	OHX	1	0
86	A2	2050	OHX	1	0
86	A2	2051	OHX	2	0
86	A2	2052	OHX	6	0
86	A2	2055	OHX	1	0
86	A2	2060	OHX	1	0
86	A2	2061	OHX	2	0
86	A2	2062	OHX	1	0
86	A2	2063	OHX	1	0
86	A2	2065	OHX	1	0
86	A2	2066	OHX	4	0
86	A2	2067	OHX	7	0
86	A2	2068	OHX	2	0
86	A2	2071	OHX	6	0
86	A2	2072	OHX	2	0
86	A2	2073	OHX	1	0
86	A2	2074	OHX	17	0
86	A2	2076	OHX	6	0
86	A2	2078	OHX	1	0
86	A2	2079	OHX	1	0
86	A2	2080	OHX	2	0
86	A2	2081	OHX	1	0
86	A2	2082	OHX	5	0
86	A2	2083	OHX	3	0
86	A2	2085	OHX	1	0
86	A2	2086	OHX	11	0
86	A2	2087	OHX	1	0
86	A3	201	OHX	2	0
86	A3	202	OHX	1	0
86	A3	208	OHX	2	0
86	A3	211	OHX	1	0
86	A3	213	OHX	1	0
86	A4	204	OHX	1	0
86	A4	205	OHX	2	0
86	A4	206	OHX	1	0
86	A4	211	OHX	3	0
86	A4	212	OHX	1	0
86	A4	215	OHX	1	0
86	A5	3402	OHX	6	0
86	A5	3404	OHX	6	0
86	A5	3405	OHX	1	0
86	A5	3413	OHX	1	0

Continued on next page...

Continued from previous page...

Mol	Chain	Res	Type	Clashes	Symm-Clashes
86	A5	3414	OHX	1	0
86	A5	3427	OHX	1	0
86	A5	3431	OHX	2	0
86	A5	3436	OHX	1	0
86	A5	3437	OHX	1	0
86	A5	3439	OHX	3	0
86	A5	3444	OHX	3	0
86	A5	3457	OHX	7	0
86	A5	3458	OHX	6	0
86	A5	3461	OHX	4	0
86	A5	3463	OHX	1	0
86	A5	3464	OHX	6	0
86	A5	3465	OHX	5	0
86	A5	3467	OHX	2	0
86	A5	3469	OHX	2	0
86	A5	3470	OHX	6	0
86	A5	3473	OHX	7	0
86	A5	3474	OHX	7	0
86	A5	3476	OHX	3	0
86	A5	3477	OHX	6	0
86	A5	3480	OHX	4	0
86	A5	3484	OHX	1	0
86	A5	3486	OHX	2	0
86	A5	3487	OHX	5	0
86	A5	3488	OHX	1	0
86	A5	3489	OHX	7	0
86	A5	3491	OHX	4	0
86	A5	3492	OHX	6	0
86	A5	3493	OHX	1	0
86	A5	3494	OHX	2	0
86	A5	3497	OHX	2	0
86	A5	3499	OHX	1	0
86	A5	3500	OHX	1	0
86	A5	3504	OHX	1	0
86	A5	3507	OHX	1	0
86	A5	3509	OHX	7	0
86	A5	3510	OHX	1	0
86	A5	3511	OHX	1	0
86	A5	3513	OHX	6	0
86	A5	3514	OHX	5	0
86	A5	3515	OHX	6	0
86	A5	3516	OHX	5	0

Continued on next page...

Continued from previous page...

Mol	Chain	Res	Type	Clashes	Symm-Clashes
86	A5	3517	OHX	4	0
86	A5	3518	OHX	7	0
86	A5	3521	OHX	8	0
86	A5	3524	OHX	1	0
86	A5	3526	OHX	5	0
86	A5	3528	OHX	2	0
86	A5	3530	OHX	1	0
86	A5	3532	OHX	5	0
86	A5	3533	OHX	7	0
86	A5	3536	OHX	6	0
86	A5	3538	OHX	4	0
86	A5	3541	OHX	1	0
86	A5	3542	OHX	7	0
86	A5	3543	OHX	1	0
86	A5	3546	OHX	2	0
86	A5	3548	OHX	6	0
86	A5	3549	OHX	2	0
86	A5	3550	OHX	6	0
86	A5	3553	OHX	1	0
86	A5	3555	OHX	1	0
86	A5	3564	OHX	1	0
86	A5	3565	OHX	1	0
86	A5	3566	OHX	2	0
86	A5	3567	OHX	4	0
86	A5	3568	OHX	3	0
86	A5	3569	OHX	6	0
86	A5	3573	OHX	1	0
86	A5	3576	OHX	1	0
86	A5	3577	OHX	7	0
86	A5	3579	OHX	3	0
86	A5	3580	OHX	6	0
86	A5	3581	OHX	4	0
86	A5	3582	OHX	1	0
86	A5	3586	OHX	1	0
86	A5	3588	OHX	3	0
86	A5	3590	OHX	2	0
86	A5	3591	OHX	6	0
86	A5	3593	OHX	1	0
86	A5	3595	OHX	6	0
86	A5	3598	OHX	7	0
86	A5	3601	OHX	1	0
86	A5	3603	OHX	7	0

Continued on next page...

Continued from previous page...

Mol	Chain	Res	Type	Clashes	Symm-Clashes
86	A5	3604	OHX	3	0
86	A5	3606	OHX	6	0
86	A5	3607	OHX	6	0
86	A5	3609	OHX	1	0
86	A5	3610	OHX	10	0
86	A5	3613	OHX	1	0
86	A5	3616	OHX	2	0
86	A5	3617	OHX	5	0
86	A5	3618	OHX	1	0
86	A5	3619	OHX	1	0
86	A5	3620	OHX	1	0
86	A5	3622	OHX	1	0
86	A5	3623	OHX	2	0
86	A5	3625	OHX	1	0
86	A5	3628	OHX	1	0
86	A5	3632	OHX	2	0
86	A5	3633	OHX	2	0
86	A5	3634	OHX	1	0
86	A5	3639	OHX	1	0
86	A5	3640	OHX	4	0
86	A5	3642	OHX	4	0
86	A5	3643	OHX	1	0
86	A5	3644	OHX	7	0
86	A5	3645	OHX	1	0
86	A5	3646	OHX	2	0
86	A5	3647	OHX	1	0
86	A5	3650	OHX	1	0
86	A5	3653	OHX	2	0
86	A5	3654	OHX	2	0
86	A5	3656	OHX	2	0
86	A5	3657	OHX	1	0
86	A5	3659	OHX	1	0
86	A5	3660	OHX	5	0
86	A5	3661	OHX	1	0
86	A5	3662	OHX	7	0
86	A5	3664	OHX	3	0
86	A5	3666	OHX	7	0
86	A5	3667	OHX	4	0
86	A5	3669	OHX	1	0
86	A5	3670	OHX	1	0
86	A5	3674	OHX	2	0
86	A5	3678	OHX	1	0

Continued on next page...

Continued from previous page...

Mol	Chain	Res	Type	Clashes	Symm-Clashes
86	A5	3680	OHX	7	0
86	A5	3681	OHX	9	0
86	A5	3683	OHX	1	0
86	A5	3684	OHX	1	0
86	A5	3686	OHX	1	0
86	A5	3690	OHX	1	0
86	A5	3692	OHX	1	0
86	A5	3695	OHX	6	0
86	A5	3699	OHX	10	0
86	A5	3700	OHX	2	0
86	A5	3706	OHX	1	0
86	A5	3708	OHX	2	0
86	A5	3709	OHX	1	0
86	A5	3712	OHX	2	0
86	A5	3713	OHX	1	0
86	A5	3714	OHX	1	0
86	A5	3716	OHX	1	0
86	A5	3717	OHX	1	0
86	A5	3720	OHX	4	0
86	A5	3722	OHX	4	0
86	A5	3723	OHX	7	0
86	A5	3725	OHX	1	0
86	A5	3726	OHX	1	0
86	A5	3728	OHX	2	0
86	A5	3729	OHX	6	0
86	A5	3731	OHX	1	0
86	A5	3732	OHX	10	0
86	A5	3734	OHX	4	0
86	A5	3736	OHX	1	0
86	A5	3737	OHX	7	0
86	A5	3738	OHX	7	0
86	A5	3739	OHX	6	0
86	A5	3740	OHX	6	0
86	A5	3741	OHX	4	0
86	A5	3742	OHX	6	0
86	A5	3743	OHX	5	0
86	A5	3750	OHX	1	0
86	A5	3753	OHX	3	0
86	A5	3756	OHX	3	0
86	A5	3758	OHX	1	0
86	A5	3759	OHX	9	0
86	A5	3761	OHX	1	0

Continued on next page...

Continued from previous page...

Mol	Chain	Res	Type	Clashes	Symm-Clashes
86	A5	3762	OHX	7	0
86	A5	3763	OHX	4	0
86	A5	3766	OHX	1	0
86	A5	3768	OHX	3	0
86	A5	3772	OHX	4	0
86	A5	3774	OHX	3	0
86	A5	3775	OHX	2	0
86	A5	3778	OHX	1	0
86	A5	3779	OHX	6	0
86	A5	3780	OHX	3	0
86	A5	3781	OHX	2	0
86	A5	3782	OHX	1	0
86	A5	3785	OHX	1	0
86	A5	3786	OHX	2	0
86	A5	3790	OHX	2	0
86	A5	3794	OHX	1	0
86	A5	3795	OHX	6	0
86	A5	3796	OHX	1	0
86	A5	3800	OHX	1	0
86	A5	3801	OHX	7	0
86	A5	3803	OHX	7	0
86	A5	3805	OHX	1	0
86	A5	3806	OHX	1	0
86	A5	3807	OHX	7	0
86	A5	3808	OHX	7	0
86	A5	3809	OHX	4	0
86	A5	3810	OHX	6	0
86	A5	3811	OHX	6	0
86	A5	3812	OHX	8	0
86	A5	3813	OHX	9	0
86	A5	3814	OHX	6	0
86	A5	3815	OHX	5	0
86	A5	3816	OHX	2	0
86	A5	3819	OHX	2	0
86	A5	3820	OHX	11	0
86	A5	3821	OHX	6	0
86	A5	3822	OHX	3	0
86	A6	1909	OHX	4	0
86	A6	1914	OHX	1	0
86	A6	1915	OHX	6	0
86	A6	1917	OHX	1	0
86	A6	1919	OHX	2	0

Continued on next page...

Continued from previous page...

Mol	Chain	Res	Type	Clashes	Symm-Clashes
86	A6	1921	OHX	2	0
86	A6	1922	OHX	8	0
86	A6	1923	OHX	4	0
86	A6	1925	OHX	1	0
86	A6	1927	OHX	1	0
86	A6	1928	OHX	1	0
86	A6	1930	OHX	2	0
86	A6	1931	OHX	3	0
86	A6	1933	OHX	12	0
86	A6	1940	OHX	8	0
86	A6	1941	OHX	8	0
86	A6	1942	OHX	1	0
86	A6	1946	OHX	1	0
86	A6	1949	OHX	1	0
86	A6	1950	OHX	1	0
86	A6	1951	OHX	2	0
86	A6	1953	OHX	2	0
86	A6	1955	OHX	1	0
86	A6	1956	OHX	4	0
86	A6	1957	OHX	3	0
86	A6	1961	OHX	5	0
86	A6	1964	OHX	3	0
86	A6	1967	OHX	6	0
86	A6	1968	OHX	1	0
86	A6	1969	OHX	1	0
86	A6	1971	OHX	2	0
86	A6	1976	OHX	7	0
86	A6	1977	OHX	1	0
86	A6	1978	OHX	1	0
86	A6	1979	OHX	1	0
86	A6	1981	OHX	2	0
86	A6	1983	OHX	1	0
86	A6	1984	OHX	1	0
86	A6	1985	OHX	2	0
86	A6	1986	OHX	1	0
86	A6	1990	OHX	1	0
86	A6	1991	OHX	1	0
86	A6	1993	OHX	2	0
86	A6	1999	OHX	1	0
86	A6	2001	OHX	1	0
86	A6	2002	OHX	7	0
86	A6	2004	OHX	1	0

Continued on next page...

Continued from previous page...

Mol	Chain	Res	Type	Clashes	Symm-Clashes
86	A6	2005	OHX	5	0
86	A6	2006	OHX	1	0
86	A6	2009	OHX	8	0
86	A6	2010	OHX	3	0
86	A6	2012	OHX	1	0
86	A6	2015	OHX	5	0
86	A6	2016	OHX	8	0
86	A6	2017	OHX	1	0
86	A6	2019	OHX	1	0
86	A6	2020	OHX	1	0
86	A6	2022	OHX	2	0
86	A6	2027	OHX	1	0
86	A6	2032	OHX	1	0
86	A6	2033	OHX	8	0
86	A6	2039	OHX	1	0
86	A6	2040	OHX	1	0
86	A6	2043	OHX	1	0
86	A6	2046	OHX	2	0
86	A6	2050	OHX	2	0
86	A6	2051	OHX	1	0
86	A6	2053	OHX	1	0
86	A6	2054	OHX	6	0
86	A6	2056	OHX	1	0
86	A6	2057	OHX	6	0
86	A6	2058	OHX	4	0
86	A6	2060	OHX	1	0
86	A6	2062	OHX	7	0
86	A6	2067	OHX	1	0
86	A6	2068	OHX	6	0
86	A6	2069	OHX	2	0
86	A6	2070	OHX	1	0
86	A6	2071	OHX	8	0
86	A6	2072	OHX	2	0
86	A6	2075	OHX	2	0
86	A6	2076	OHX	2	0
86	A6	2080	OHX	1	0
86	A6	2083	OHX	1	0
86	A6	2085	OHX	7	0
86	A6	2086	OHX	6	0
86	A6	2087	OHX	2	0
86	A6	2090	OHX	5	0
86	A6	2092	OHX	8	0

Continued on next page...

Continued from previous page...

Mol	Chain	Res	Type	Clashes	Symm-Clashes
86	A6	2093	OHX	2	0
86	A6	2094	OHX	1	0
86	A6	2096	OHX	1	0
86	A6	2098	OHX	6	0
86	A6	2099	OHX	4	0
86	A6	2100	OHX	12	0
86	A7	202	OHX	2	0
86	A7	203	OHX	6	0
86	A7	209	OHX	4	0
86	A7	211	OHX	6	0
86	A7	212	OHX	2	0
86	A8	202	OHX	1	0
86	A8	203	OHX	7	0
86	A8	206	OHX	1	0
86	A8	207	OHX	3	0
86	A8	211	OHX	7	0
86	A8	212	OHX	7	0
86	A8	215	OHX	2	0
86	A8	218	OHX	4	0
86	AC	301	OHX	5	0
86	AI	301	OHX	1	0
86	AL	201	OHX	6	0
86	AN	201	OHX	1	0
86	AP	201	OHX	3	0
86	BA	301	OHX	5	0
86	BB	401	OHX	2	0
86	BC	401	OHX	2	0
86	BD	301	OHX	1	0
86	BI	301	OHX	4	0
86	BI	302	OHX	4	0
86	BI	303	OHX	11	0
86	BI	304	OHX	9	0
86	BO	201	OHX	1	0
86	BP	201	OHX	1	0
86	BP	202	OHX	1	0
86	BR	201	OHX	1	0
86	CG	301	OHX	4	1
86	CG	302	OHX	4	0
86	CI	301	OHX	1	0
86	CJ	201	OHX	3	0
86	CL	201	OHX	5	0
86	CN	201	OHX	2	0

Continued on next page...

Continued from previous page...

Mol	Chain	Res	Type	Clashes	Symm-Clashes
86	CP	201	OHX	3	0
86	CP	202	OHX	4	0
86	DA	302	OHX	6	0
86	DB	401	OHX	1	0
86	DC	401	OHX	2	0
86	DD	301	OHX	1	0
86	DG	301	OHX	6	0
86	DI	301	OHX	1	0
86	DJ	201	OHX	1	0
86	DP	201	OHX	1	0
86	DR	201	OHX	1	0
86	DV	201	OHX	1	0

5.7 Other polymers [i](#)

There are no such residues in this entry.

5.8 Polymer linkage issues [i](#)

There are no chain breaks in this entry.

6 Fit of model and data ⓘ

6.1 Protein, DNA and RNA chains ⓘ

In the following table, the column labelled ‘#RSRZ> 2’ contains the number (and percentage) of RSRZ outliers, followed by percent RSRZ outliers for the chain as percentile scores relative to all X-ray entries and entries of similar resolution. The OWAB column contains the minimum, median, 95th percentile and maximum values of the occupancy-weighted average B-factor per residue. The column labelled ‘Q< 0.9’ lists the number of (and percentage) of residues with an average occupancy less than 0.9.

Mol	Chain	Analysed	<RSRZ>	#RSRZ>2	OWAB(Å ²)	Q<0.9
1	A2	1767/1800 (98%)	0.03	41 (2%) 64 33	49, 88, 220, 373	0
2	AA	206/252 (81%)	0.23	5 (2%) 62 32	71, 111, 170, 202	0
2	CA	206/252 (81%)	0.16	2 (0%) 84 60	60, 90, 133, 228	0
3	AB	214/255 (83%)	0.68	30 (14%) 4 1	79, 144, 219, 256	0
3	CB	216/255 (84%)	0.07	1 (0%) 91 76	59, 85, 127, 171	0
4	AC	217/254 (85%)	0.12	2 (0%) 85 64	60, 91, 130, 170	0
4	CC	217/254 (85%)	0.12	7 (3%) 51 23	50, 75, 127, 193	0
5	AD	223/240 (92%)	0.38	9 (4%) 42 17	69, 97, 154, 222	0
5	CD	223/240 (92%)	0.26	6 (2%) 58 28	56, 91, 144, 182	0
6	AE	260/261 (99%)	0.27	9 (3%) 48 21	60, 89, 131, 187	0
6	CE	260/261 (99%)	0.05	1 (0%) 93 80	48, 74, 112, 237	0
7	AF	206/225 (91%)	0.25	10 (4%) 33 13	72, 116, 160, 231	0
7	CF	206/225 (91%)	0.15	8 (3%) 43 18	53, 87, 143, 207	0
8	AG	226/236 (95%)	0.41	9 (3%) 42 17	58, 102, 153, 209	0
8	CG	218/236 (92%)	0.26	7 (3%) 51 23	49, 83, 140, 239	0
9	AH	184/190 (96%)	0.26	4 (2%) 65 35	75, 121, 178, 259	0
9	CH	186/190 (97%)	0.08	2 (1%) 82 58	64, 102, 162, 223	0
10	AI	188/200 (94%)	0.14	5 (2%) 58 28	48, 76, 132, 165	0
10	CI	188/200 (94%)	0.02	0 100 100	41, 68, 116, 154	0
11	AJ	185/197 (93%)	0.73	16 (8%) 13 4	70, 101, 163, 231	0
11	CJ	185/197 (93%)	0.15	3 (1%) 74 47	55, 78, 138, 196	0
12	AK	96/105 (91%)	0.24	2 (2%) 67 36	71, 101, 164, 198	0
12	CK	96/105 (91%)	0.75	10 (10%) 8 3	77, 116, 163, 222	0
13	AL	155/156 (99%)	0.52	14 (9%) 12 4	48, 71, 176, 236	0

Continued on next page...

Continued from previous page...

Mol	Chain	Analysed	<RSRZ>	#RSRZ>2	OWAB(Å ²)	Q<0.9
13	CL	146/156 (93%)	0.40	9 (6%) 24 9	41, 63, 134, 219	0
14	AM	124/143 (86%)	0.84	25 (20%) 1 1	97, 148, 209, 234	0
14	CM	124/143 (86%)	1.90	40 (32%) 1 0	121, 191, 250, 311	0
15	AN	150/151 (99%)	0.10	1 (0%) 89 70	57, 89, 127, 183	0
15	CN	150/151 (99%)	-0.20	0 100 100	49, 73, 109, 130	0
16	AO	127/137 (92%)	0.90	18 (14%) 4 1	61, 134, 179, 240	0
16	CO	128/137 (93%)	0.10	1 (0%) 87 67	50, 84, 118, 140	0
17	AP	124/142 (87%)	0.38	2 (1%) 74 47	68, 93, 167, 197	0
17	CP	135/142 (95%)	0.19	10 (7%) 17 6	61, 93, 166, 196	0
18	AQ	141/143 (98%)	0.71	15 (10%) 8 3	72, 100, 138, 155	0
18	CQ	142/143 (99%)	0.37	6 (4%) 40 16	53, 79, 121, 171	0
19	AR	120/136 (88%)	0.09	2 (1%) 73 45	66, 112, 180, 214	0
19	CR	117/136 (86%)	0.04	2 (1%) 73 45	58, 88, 142, 199	0
20	AS	145/146 (99%)	0.69	17 (11%) 6 2	57, 104, 156, 182	0
20	CS	145/146 (99%)	0.06	2 (1%) 78 51	56, 79, 138, 165	0
21	AT	143/144 (99%)	0.41	4 (2%) 56 27	73, 102, 147, 180	0
21	CT	143/144 (99%)	0.06	0 100 100	48, 74, 114, 181	0
22	AU	107/121 (88%)	0.73	10 (9%) 11 4	64, 102, 189, 226	0
22	CU	110/121 (90%)	0.87	12 (10%) 7 3	56, 93, 183, 243	0
23	AV	87/87 (100%)	0.15	0 100 100	75, 102, 151, 169	0
23	CV	87/87 (100%)	-0.00	1 (1%) 82 58	54, 79, 118, 185	0
24	AW	129/130 (99%)	0.05	0 100 100	58, 82, 103, 121	0
24	CW	129/130 (99%)	0.03	0 100 100	40, 62, 77, 98	0
25	AX	144/145 (99%)	0.27	1 (0%) 89 70	48, 68, 98, 150	0
25	CX	144/145 (99%)	-0.02	0 100 100	37, 53, 80, 139	0
26	AY	134/135 (99%)	0.32	3 (2%) 65 35	70, 106, 166, 216	0
26	CY	134/135 (99%)	0.08	4 (2%) 54 25	57, 84, 143, 191	0
27	AZ	70/108 (64%)	0.52	5 (7%) 19 7	88, 132, 172, 235	0
27	CZ	69/108 (63%)	0.33	5 (7%) 18 7	68, 103, 151, 196	0
28	Aa	97/119 (81%)	1.37	24 (24%) 1 1	69, 113, 206, 223	0
28	Ca	97/119 (81%)	0.30	2 (2%) 67 36	54, 79, 129, 165	0

Continued on next page...

Continued from previous page...

Mol	Chain	Analysed	<RSRZ>	#RSRZ>2	OWAB(Å ²)	Q<0.9
29	Ab	81/82 (98%)	0.25	3 (3%) 45 19	68, 102, 188, 225	0
29	Cb	81/82 (98%)	0.08	0 100 100	51, 85, 170, 203	0
30	Ac	63/67 (94%)	0.39	6 (9%) 10 4	86, 130, 182, 204	0
30	Cc	63/67 (94%)	0.58	7 (11%) 7 3	74, 107, 155, 180	0
31	Ad	53/56 (94%)	0.27	2 (3%) 44 18	64, 76, 106, 155	0
31	Cd	53/56 (94%)	0.39	3 (5%) 27 10	51, 69, 108, 168	0
32	Ae	60/63 (95%)	0.91	12 (20%) 1 1	56, 103, 179, 270	0
32	Ce	62/63 (98%)	0.11	4 (6%) 22 8	47, 84, 184, 218	0
33	Af	51/152 (33%)	0.60	5 (9%) 10 4	92, 138, 186, 202	0
33	Cf	51/152 (33%)	1.43	11 (21%) 1 1	113, 172, 222, 254	0
34	Ag	318/319 (99%)	0.24	11 (3%) 48 21	74, 113, 171, 237	0
34	Cg	318/319 (99%)	0.55	21 (6%) 22 7	73, 105, 158, 232	0
35	Ah	121/273 (44%)	0.43	6 (4%) 32 13	54, 99, 162, 212	0
36	A1	3149/3396 (92%)	0.06	26 (0%) 87 67	29, 54, 168, 351	0
36	A5	3150/3396 (92%)	0.09	37 (1%) 81 55	28, 52, 157, 346	0
37	A3	121/121 (100%)	-0.08	0 100 100	34, 72, 92, 118	0
37	A7	121/121 (100%)	0.06	0 100 100	31, 57, 74, 144	0
38	A4	158/158 (100%)	0.08	1 (0%) 90 73	37, 58, 112, 223	0
38	A8	158/158 (100%)	0.05	1 (0%) 90 73	39, 65, 128, 263	0
39	BA	252/254 (99%)	0.05	1 (0%) 93 80	27, 53, 78, 150	0
39	DA	252/254 (99%)	0.13	8 (3%) 51 23	29, 55, 83, 177	0
40	BB	386/387 (99%)	-0.02	1 (0%) 94 84	27, 58, 86, 187	0
40	DB	386/387 (99%)	-0.19	0 100 100	20, 44, 69, 188	0
41	BC	361/362 (99%)	-0.21	0 100 100	26, 50, 86, 132	0
41	DC	361/362 (99%)	-0.13	0 100 100	30, 56, 90, 136	0
42	BD	296/297 (99%)	-0.03	2 (0%) 89 70	47, 81, 132, 223	0
42	DD	294/297 (98%)	-0.04	2 (0%) 89 70	38, 58, 110, 205	0
43	BE	156/176 (88%)	-0.21	0 100 100	34, 52, 89, 152	0
43	DE	157/176 (89%)	-0.09	2 (1%) 79 53	37, 54, 97, 160	0
44	BF	222/244 (90%)	-0.21	1 (0%) 91 76	31, 46, 87, 247	0
44	DF	223/244 (91%)	-0.20	0 100 100	26, 44, 99, 197	0

Continued on next page...

Continued from previous page...

Mol	Chain	Analysed	<RSRZ>	#RSRZ>2	OWAB(Å ²)	Q<0.9
45	BG	233/256 (91%)	-0.03	1 (0%) 93 80	52, 79, 148, 255	0
45	DG	231/256 (90%)	0.08	3 (1%) 79 53	63, 88, 132, 196	0
46	BH	191/191 (100%)	0.06	1 (0%) 91 76	44, 65, 99, 197	0
46	DH	191/191 (100%)	-0.24	1 (0%) 91 76	30, 47, 83, 206	0
47	BI	211/221 (95%)	-0.07	1 (0%) 91 76	37, 60, 121, 229	0
47	DI	213/221 (96%)	0.15	4 (1%) 70 41	34, 60, 106, 207	0
48	BJ	169/174 (97%)	0.21	2 (1%) 81 55	50, 84, 123, 151	0
48	DJ	169/174 (97%)	-0.09	0 100 100	40, 64, 98, 123	0
49	BL	193/199 (96%)	-0.20	0 100 100	30, 57, 126, 216	0
49	DL	194/199 (97%)	0.08	0 100 100	38, 69, 134, 174	0
50	BM	136/138 (98%)	-0.12	0 100 100	37, 55, 92, 132	0
50	DM	137/138 (99%)	-0.28	0 100 100	30, 47, 83, 153	0
51	BN	203/204 (99%)	-0.04	0 100 100	32, 52, 68, 92	0
51	DN	203/204 (99%)	0.12	0 100 100	37, 60, 82, 104	0
52	BO	217/219 (99%)	0.05	0 100 100	26, 51, 97, 114	40 (18%)
52	DO	217/219 (99%)	0.03	0 100 100	22, 41, 91, 118	40 (18%)
53	BP	183/184 (99%)	0.26	8 (4%) 38 16	30, 49, 149, 224	0
53	DP	155/184 (84%)	-0.18	0 100 100	30, 44, 72, 161	0
54	BQ	185/186 (99%)	-0.14	0 100 100	33, 48, 68, 107	0
54	DQ	185/186 (99%)	-0.06	0 100 100	35, 54, 73, 125	0
55	BR	188/189 (99%)	0.03	3 (1%) 74 47	45, 71, 170, 201	0
55	DR	188/189 (99%)	-0.01	4 (2%) 67 36	36, 64, 142, 199	0
56	BS	172/172 (100%)	-0.04	2 (1%) 81 55	36, 51, 85, 123	0
56	DS	172/172 (100%)	-0.18	2 (1%) 81 55	26, 44, 72, 141	0
57	BT	159/160 (99%)	-0.16	0 100 100	33, 52, 111, 149	0
57	DT	159/160 (99%)	-0.10	0 100 100	30, 46, 97, 120	0
58	BU	100/121 (82%)	0.01	3 (3%) 54 25	79, 108, 150, 180	0
58	DU	98/121 (80%)	0.40	7 (7%) 19 7	67, 97, 128, 168	0
59	BV	136/137 (99%)	0.00	1 (0%) 89 70	35, 57, 95, 182	0
59	DV	136/137 (99%)	-0.00	3 (2%) 65 35	26, 42, 78, 210	0
60	BW	98/155 (63%)	1.59	22 (22%) 1 1	47, 77, 244, 306	0

Continued on next page...

Continued from previous page...

Mol	Chain	Analysed	<RSRZ>	#RSRZ>2	OWAB(Å ²)	Q<0.9
60	DW	135/155 (87%)	0.39	13 (9%) 10 4	36, 94, 192, 249	0
61	BX	121/142 (85%)	-0.00	1 (0%) 87 67	41, 68, 99, 152	0
61	DX	120/142 (84%)	0.10	1 (0%) 87 67	46, 71, 108, 135	0
62	BY	126/127 (99%)	-0.08	1 (0%) 87 67	38, 59, 91, 150	0
62	DY	126/127 (99%)	0.11	1 (0%) 87 67	39, 66, 102, 168	0
63	BZ	135/136 (99%)	0.26	4 (2%) 54 25	68, 94, 138, 162	0
63	DZ	135/136 (99%)	0.26	3 (2%) 65 35	68, 103, 142, 170	0
64	Ba	148/149 (99%)	-0.04	0 100 100	26, 50, 89, 116	0
64	Da	148/149 (99%)	0.03	0 100 100	28, 55, 93, 142	0
65	Bb	58/59 (98%)	0.13	1 (1%) 73 45	33, 58, 119, 142	0
65	Db	58/59 (98%)	0.13	2 (3%) 49 21	35, 59, 123, 160	0
66	Bc	97/105 (92%)	-0.02	1 (1%) 84 60	63, 88, 129, 171	0
66	Dc	100/105 (95%)	0.21	4 (4%) 42 17	59, 86, 154, 173	0
67	Bd	109/113 (96%)	0.15	3 (2%) 56 27	40, 66, 132, 202	0
67	Dd	109/113 (96%)	-0.06	0 100 100	34, 57, 126, 199	0
68	Be	127/130 (97%)	0.03	3 (2%) 62 32	22, 42, 65, 149	0
68	De	127/130 (97%)	-0.05	2 (1%) 74 47	25, 47, 77, 136	0
69	Bf	106/107 (99%)	-0.11	1 (0%) 85 64	30, 41, 73, 139	0
69	Df	106/107 (99%)	-0.13	0 100 100	27, 40, 75, 119	0
70	Bg	112/121 (92%)	0.33	3 (2%) 58 28	44, 71, 134, 197	0
70	Dg	112/121 (92%)	0.11	2 (1%) 71 43	41, 72, 139, 191	0
71	Bh	119/120 (99%)	-0.05	1 (0%) 87 67	42, 68, 104, 119	0
71	Dh	119/120 (99%)	0.10	2 (1%) 73 45	51, 75, 109, 149	0
72	Bi	99/100 (99%)	-0.01	0 100 100	45, 69, 111, 172	0
72	Di	99/100 (99%)	0.09	1 (1%) 84 60	57, 75, 116, 171	0
73	Bj	87/88 (98%)	0.09	1 (1%) 82 58	35, 45, 74, 216	0
73	Dj	87/88 (98%)	0.32	2 (2%) 64 33	30, 50, 91, 241	0
74	Bk	77/78 (98%)	-0.20	0 100 100	65, 95, 146, 168	0
74	Dk	77/78 (98%)	0.19	1 (1%) 79 53	64, 98, 138, 153	0
75	Bl	50/51 (98%)	0.27	1 (2%) 68 39	37, 59, 80, 95	0
75	Dl	50/51 (98%)	0.23	1 (2%) 68 39	44, 59, 82, 102	0

Continued on next page...

Continued from previous page...

Mol	Chain	Analysed	<RSRZ>	#RSRZ>2	OWAB(Å ²)	Q<0.9
76	Bm	52/128 (40%)	0.04	2 (3%) 44 18	42, 55, 82, 139	0
76	Dm	52/128 (40%)	0.04	1 (1%) 70 41	31, 39, 68, 106	0
77	Bn	25/25 (100%)	0.54	1 (4%) 42 17	49, 62, 79, 94	0
77	Dn	25/25 (100%)	0.32	0 100 100	37, 55, 72, 99	0
78	Bo	105/106 (99%)	0.10	1 (0%) 84 60	35, 60, 97, 219	0
78	Do	105/106 (99%)	0.08	2 (1%) 70 41	37, 59, 101, 157	0
79	Bp	91/92 (98%)	-0.08	0 100 100	40, 61, 104, 126	0
79	Dp	91/92 (98%)	-0.04	1 (1%) 82 58	29, 60, 96, 111	0
80	A6	1769/1800 (98%)	0.05	32 (1%) 71 43	38, 72, 189, 360	0
81	Ch	63/273 (23%)	0.56	5 (7%) 15 5	50, 99, 156, 183	0
82	DK	0/155	-	-	-	-
83	Dq	120/312 (38%)	0.57	7 (5%) 26 10	70, 109, 166, 232	0
84	Dr	0/47	-	-	-	-
85	Ds	0/46	-	-	-	-
All	All	32947/35856 (91%)	0.12	773 (2%) 64 33	20, 71, 157, 373	80 (0%)

All (773) RSRZ outliers are listed below:

Mol	Chain	Res	Type	RSRZ
60	BW	76	VAL	21.8
16	AO	15	GLY	18.0
60	BW	75	THR	17.3
60	BW	86	SER	14.5
14	CM	20	ALA	13.9
33	Cf	145	HIS	13.8
13	CL	3	THR	13.5
53	BP	161	ALA	12.9
60	BW	85	ALA	12.1
1	A2	1693	A	11.8
36	A1	1955	U	11.4
14	CM	21	GLU	11.0
60	BW	84	GLY	10.8
40	BB	387	LEU	10.3
53	BP	184	ALA	10.0
3	AB	20	VAL	9.9
1	A2	1708	U	9.3
73	Dj	88	ALA	9.2
11	AJ	181	ALA	9.0

Continued on next page...

Continued from previous page...

Mol	Chain	Res	Type	RSRZ
47	DI	221	ALA	8.7
1	A2	656	G	8.5
14	CM	22	VAL	8.4
22	CU	98	GLN	8.3
36	A1	1350	A	8.3
1	A2	1692	G	8.2
78	Bo	106	PHE	8.1
14	CM	23	THR	8.0
28	Aa	62	TYR	8.0
71	Dh	120	ALA	8.0
14	CM	126	TRP	7.9
1	A2	1709	C	7.8
33	Af	145	HIS	7.6
33	Cf	110	ALA	7.4
14	AM	85	LYS	7.3
12	CK	93	GLN	7.2
12	CK	98	THR	7.2
14	CM	105	LYS	7.2
36	A5	2873	U	7.1
14	CM	85	LYS	7.1
60	BW	69	LYS	7.0
14	CM	84	ASN	7.0
13	AL	145	ALA	7.0
83	Dq	192	ASP	6.9
4	CC	90	THR	6.9
36	A1	1349	G	6.8
36	A5	2503	G	6.7
17	CP	4	ALA	6.6
36	A1	1351	U	6.6
66	Dc	6	SER	6.5
1	A2	134	U	6.5
36	A5	2506	U	6.5
1	A2	658	C	6.4
17	CP	135	THR	6.4
60	BW	88	ASP	6.3
73	Dj	87	SER	6.3
34	Cg	2	ALA	6.3
32	Ae	46	ASN	6.3
1	A2	1059	U	6.3
60	BW	89	LEU	6.2
36	A5	1349	G	6.2
47	DI	111	LEU	6.1

Continued on next page...

Continued from previous page...

Mol	Chain	Res	Type	RSRZ
22	AU	121	ASN	6.1
60	BW	83	THR	6.0
36	A5	1350	A	6.0
60	BW	90	ILE	6.0
39	DA	253	GLN	5.9
31	Cd	4	GLU	5.9
34	Cg	214	ALA	5.8
1	A2	1711	C	5.7
11	AJ	95	TYR	5.7
14	CM	56	GLU	5.7
56	BS	1	MET	5.7
73	Bj	87	SER	5.6
11	AJ	182	GLU	5.6
3	AB	26	ARG	5.5
63	DZ	2	ALA	5.5
59	DV	2	SER	5.5
80	A6	493	U	5.5
33	Cf	134	ASN	5.5
42	DD	296	GLN	5.5
36	A5	1566	A	5.4
1	A2	719	U	5.4
60	BW	87	LEU	5.4
3	AB	138	PHE	5.3
7	AF	152	GLY	5.3
36	A5	2505	U	5.3
80	A6	718	U	5.3
31	Ad	4	GLU	5.3
11	CJ	2	PRO	5.2
36	A5	1025	A	5.2
13	CL	2	SER	5.2
22	CU	107	THR	5.2
10	AI	21	PHE	5.1
22	CU	121	ASN	5.1
34	Cg	3	SER	5.1
7	AF	37	GLN	5.1
11	AJ	2	PRO	5.1
14	CM	128	ALA	5.0
27	AZ	88	ILE	5.0
29	Ab	38	PRO	5.0
35	Ah	88	ARG	5.0
1	A2	1690	G	4.9
36	A1	1352	A	4.9

Continued on next page...

Continued from previous page...

Mol	Chain	Res	Type	RSRZ
13	CL	5	LEU	4.8
8	CG	169	TYR	4.8
60	BW	77	LYS	4.8
1	A2	135	A	4.8
60	BW	78	ALA	4.8
7	CF	37	GLN	4.7
38	A4	82	U	4.7
7	AF	36	ALA	4.7
80	A6	678	A	4.7
14	CM	124	LYS	4.7
68	Be	128	LEU	4.7
29	Ab	41	LEU	4.6
32	Ae	61	SER	4.6
36	A5	1567	U	4.6
31	Cd	5	ASN	4.6
18	AQ	143	ARG	4.6
13	CL	145	ALA	4.6
2	CA	186	GLY	4.5
12	CK	94	GLU	4.5
20	AS	32	LEU	4.5
1	A2	715	U	4.5
22	CU	18	GLN	4.5
61	BX	24	LEU	4.5
1	A2	913	G	4.5
27	AZ	71	ILE	4.5
80	A6	506	A	4.4
11	AJ	186	GLU	4.4
1	A2	657	U	4.4
61	DX	23	ALA	4.4
55	DR	184	LEU	4.4
36	A1	1569	U	4.4
53	BP	162	GLU	4.4
13	AL	148	LYS	4.3
81	Ch	83	LYS	4.3
14	CM	123	VAL	4.3
13	AL	146	ALA	4.3
60	BW	95	SER	4.3
79	Dp	2	ALA	4.3
80	A6	494	U	4.3
53	BP	160	ALA	4.3
36	A5	2504	U	4.3
7	AF	41	LYS	4.3

Continued on next page...

Continued from previous page...

Mol	Chain	Res	Type	RSRZ
2	AA	28	ASN	4.3
47	DI	112	GLN	4.3
32	Ae	54	ARG	4.2
14	CM	125	ASN	4.2
62	BY	127	GLU	4.2
16	AO	16	VAL	4.2
17	AP	89	MET	4.2
13	AL	2	SER	4.2
34	Ag	102	ARG	4.2
45	DG	120	LYS	4.2
9	CH	187	SER	4.2
3	AB	46	THR	4.2
80	A6	1710	U	4.2
60	DW	66	GLU	4.1
17	CP	5	VAL	4.1
22	CU	105	GLN	4.1
33	Af	143	LYS	4.1
39	DA	249	SER	4.1
13	CL	4	GLU	4.1
36	A1	1568	U	4.1
17	CP	136	SER	4.0
8	CG	216	LEU	4.0
17	CP	134	THR	4.0
18	AQ	20	ALA	4.0
1	A2	1710	U	4.0
60	DW	67	VAL	4.0
11	AJ	180	LYS	4.0
28	Aa	65	PRO	4.0
28	Aa	63	ALA	4.0
1	A2	261	U	4.0
80	A6	679	U	4.0
3	AB	25	THR	4.0
1	A2	506	A	4.0
20	AS	145	ARG	4.0
2	AA	44	GLY	4.0
59	DV	3	GLY	3.9
11	AJ	3	ARG	3.9
80	A6	495	C	3.9
3	AB	94	LYS	3.9
18	AQ	141	SER	3.9
1	A2	1691	A	3.9
16	AO	41	ARG	3.9

Continued on next page...

Continued from previous page...

Mol	Chain	Res	Type	RSRZ
60	DW	133	THR	3.8
36	A5	1352	A	3.8
60	BW	68	ALA	3.8
14	AM	137	MET	3.8
14	CM	127	GLY	3.8
35	Ah	85	SER	3.8
3	AB	102	GLY	3.8
13	AL	156	PHE	3.7
28	Aa	2	PRO	3.7
1	A2	495	C	3.7
13	AL	151	LYS	3.7
20	AS	2	SER	3.7
55	DR	187	GLU	3.7
36	A1	2539	C	3.7
67	Bd	82	GLU	3.7
1	A2	1370	U	3.7
60	DW	68	ALA	3.6
14	CM	121	VAL	3.6
21	AT	71	VAL	3.6
36	A5	1351	U	3.6
38	A8	81	U	3.6
60	DW	130	SER	3.6
20	AS	39	GLY	3.6
36	A5	1568	U	3.6
34	Ag	319	ASN	3.6
1	A2	194	U	3.6
14	CM	133	LEU	3.6
36	A1	1952	G	3.6
13	AL	152	GLN	3.6
59	DV	4	ASN	3.6
14	CM	41	LEU	3.6
12	CK	25	LYS	3.6
36	A1	1566	A	3.6
36	A5	1580	A	3.5
28	Aa	8	ASN	3.5
16	AO	79	VAL	3.5
32	Ce	63	GLN	3.5
39	BA	253	GLN	3.5
1	A2	238	U	3.5
35	Ah	89	ARG	3.5
70	Bg	110	GLU	3.5
80	A6	658	C	3.5

Continued on next page...

Continued from previous page...

Mol	Chain	Res	Type	RSRZ
18	AQ	29	ILE	3.4
60	BW	94	ARG	3.4
80	A6	490	C	3.4
16	AO	27	PHE	3.4
18	AQ	132	LYS	3.4
33	Cf	111	GLU	3.4
18	AQ	11	GLY	3.4
60	BW	67	VAL	3.4
14	CM	92	ALA	3.4
53	BP	183	ALA	3.4
30	Cc	65	ARG	3.4
14	CM	33	ARG	3.4
18	AQ	36	ILE	3.4
32	Ae	53	LYS	3.4
27	CZ	86	GLU	3.4
36	A1	2873	U	3.4
26	CY	2	SER	3.4
16	AO	17	ALA	3.3
13	CL	30	ARG	3.3
14	CM	59	LEU	3.3
20	AS	146	ALA	3.3
3	AB	21	VAL	3.3
33	Cf	112	GLY	3.3
76	Dm	128	LYS	3.3
22	AU	94	GLU	3.3
18	CQ	143	ARG	3.3
56	DS	1	MET	3.3
13	AL	30	ARG	3.3
28	Aa	20	PRO	3.3
20	CS	146	ALA	3.3
28	Aa	45	VAL	3.3
20	AS	21	ASN	3.3
47	DI	103	LEU	3.3
36	A5	1764	U	3.3
76	Bm	77	ILE	3.3
12	CK	64	TYR	3.3
14	AM	108	ARG	3.3
67	Bd	79	ARG	3.3
4	CC	84	LYS	3.3
18	AQ	142	TYR	3.3
32	Ae	2	ALA	3.3
28	Aa	98	PRO	3.3

Continued on next page...

Continued from previous page...

Mol	Chain	Res	Type	RSRZ
35	Ah	84	LYS	3.3
30	Cc	67	ARG	3.2
66	Dc	7	GLN	3.2
80	A6	1708	U	3.2
43	DE	129	GLU	3.2
36	A1	1570	U	3.2
14	CM	43	ARG	3.2
18	CQ	114	ARG	3.2
80	A6	1371	A	3.2
3	AB	131	ASP	3.2
42	DD	270	LYS	3.2
36	A5	1581	C	3.2
4	AC	250	GLN	3.2
60	BW	66	GLU	3.2
36	A5	2874	G	3.2
80	A6	656	G	3.2
44	BF	27	ALA	3.2
58	DU	52	ASN	3.2
66	Dc	105	ALA	3.2
36	A5	1569	U	3.2
19	CR	87	GLU	3.2
17	CP	7	ALA	3.2
36	A1	2205	U	3.2
8	AG	154	ARG	3.1
14	CM	62	LEU	3.1
22	AU	105	GLN	3.1
27	CZ	88	ILE	3.1
14	CM	112	ALA	3.1
22	CU	99	ILE	3.1
80	A6	676	G	3.1
3	AB	140	ILE	3.1
14	CM	116	VAL	3.1
22	AU	19	ILE	3.1
36	A5	2403	G	3.1
13	AL	3	THR	3.1
36	A5	2871	G	3.1
5	CD	151	LYS	3.1
3	AB	101	HIS	3.1
65	Bb	25	LYS	3.1
20	AS	15	LEU	3.1
3	AB	84	ILE	3.1
16	AO	89	THR	3.0

Continued on next page...

Continued from previous page...

Mol	Chain	Res	Type	RSRZ
9	AH	98	ILE	3.0
22	AU	120	SER	3.0
58	BU	9	GLN	3.0
3	AB	130	SER	3.0
21	AT	5	SER	3.0
81	Ch	52	PRO	3.0
7	AF	43	PHE	3.0
28	Aa	18	VAL	3.0
36	A5	3275	U	3.0
14	AM	62	LEU	3.0
34	Cg	92	TRP	3.0
1	A2	493	U	3.0
14	AM	36	LEU	3.0
26	AY	70	VAL	3.0
8	AG	190	GLN	3.0
33	Cf	147	VAL	3.0
81	Ch	50	ASN	3.0
22	CU	93	LEU	3.0
13	CL	146	ALA	3.0
39	DA	248	GLY	3.0
11	AJ	5	PRO	2.9
36	A1	3155	U	2.9
14	CM	31	VAL	2.9
34	Ag	51	ASP	2.9
35	Ah	87	THR	2.9
5	CD	86	LEU	2.9
3	AB	29	TRP	2.9
60	BW	98	PRO	2.9
14	AM	141	SER	2.9
22	CU	97	VAL	2.9
1	A2	1686	C	2.9
28	Aa	85	ARG	2.9
32	Ce	62	VAL	2.9
22	CU	17	GLN	2.9
1	A2	280	U	2.9
8	AG	175	ILE	2.9
80	A6	487	G	2.9
80	A6	677	G	2.9
20	AS	8	GLN	2.9
3	AB	47	LEU	2.9
14	CM	114	LYS	2.9
36	A5	2971	A	2.9

Continued on next page...

Continued from previous page...

Mol	Chain	Res	Type	RSRZ
36	A5	2539	C	2.9
27	AZ	89	ILE	2.8
1	A2	718	U	2.8
4	CC	89	GLN	2.8
5	AD	218	LEU	2.8
20	AS	17	LEU	2.8
83	Dq	44	GLU	2.8
14	CM	64	SER	2.8
18	AQ	66	ARG	2.8
12	CK	43	ILE	2.8
34	Cg	244	ALA	2.8
1	A2	1688	U	2.8
27	AZ	69	LEU	2.8
67	Bd	4	LEU	2.8
36	A1	1581	C	2.8
8	CG	133	LEU	2.8
78	Do	106	PHE	2.8
32	Ce	49	LEU	2.8
80	A6	1709	C	2.8
63	BZ	2	ALA	2.8
33	Cf	104	SER	2.8
18	CQ	142	TYR	2.8
33	Af	148	TYR	2.8
5	AD	142	LEU	2.8
36	A5	1016	C	2.8
58	BU	108	TYR	2.8
81	Ch	53	ARG	2.8
32	Ae	42	ARG	2.8
14	AM	84	ASN	2.8
42	BD	293	LEU	2.8
56	DS	2	ALA	2.8
55	DR	181	ARG	2.8
70	Bg	78	GLY	2.8
14	CM	28	LEU	2.8
3	AB	103	MET	2.8
27	AZ	73	GLY	2.7
3	AB	50	LYS	2.7
13	AL	155	LYS	2.7
8	CG	162	VAL	2.7
7	CF	154	ALA	2.7
36	A5	1565	G	2.7
17	CP	9	LYS	2.7

Continued on next page...

Continued from previous page...

Mol	Chain	Res	Type	RSRZ
20	AS	18	LEU	2.7
20	AS	19	ASN	2.7
3	AB	106	THR	2.7
1	A2	1362	U	2.7
33	Af	149	LYS	2.7
12	CK	95	ARG	2.7
6	AE	261	LEU	2.7
16	AO	82	LYS	2.7
36	A1	3154	C	2.7
60	BW	74	LYS	2.7
68	De	128	LEU	2.7
71	Bh	120	ALA	2.7
34	Cg	314	GLN	2.7
42	BD	296	GLN	2.7
34	Cg	167	VAL	2.7
8	AG	149	LYS	2.7
14	AM	110	GLY	2.7
34	Cg	279	ALA	2.7
58	DU	14	THR	2.7
7	CF	155	ALA	2.7
36	A1	1353	U	2.7
39	DA	250	GLN	2.7
28	Aa	31	PRO	2.6
45	BG	116	VAL	2.6
60	DW	69	LYS	2.6
18	AQ	54	LEU	2.6
16	AO	11	SER	2.6
48	BJ	11	ASP	2.6
28	Aa	49	ALA	2.6
80	A6	721	U	2.6
16	AO	76	ILE	2.6
20	AS	76	PRO	2.6
34	Cg	165	ASP	2.6
80	A6	239	C	2.6
32	Ae	51	ASN	2.6
4	CC	92	ALA	2.6
5	AD	50	ILE	2.6
28	Aa	61	GLU	2.6
6	AE	25	GLY	2.6
22	AU	53	LYS	2.6
60	DW	135	SER	2.6
12	CK	97	PRO	2.6

Continued on next page...

Continued from previous page...

Mol	Chain	Res	Type	RSRZ
22	AU	20	ILE	2.6
2	CA	185	ARG	2.6
7	AF	70	VAL	2.6
58	DU	13	LYS	2.6
14	CM	82	PRO	2.6
81	Ch	51	ARG	2.6
34	Cg	252	LEU	2.6
16	AO	75	GLY	2.6
1	A2	716	C	2.6
58	DU	33	TYR	2.6
22	AU	84	MET	2.5
3	AB	132	ASP	2.5
7	AF	71	ALA	2.5
33	Cf	125	THR	2.5
83	Dq	88	PHE	2.5
3	AB	85	LYS	2.5
7	CF	151	GLY	2.5
55	BR	186	LYS	2.5
39	DA	247	ARG	2.5
26	CY	133	ASN	2.5
27	CZ	50	ILE	2.5
11	CJ	148	VAL	2.5
28	Aa	35	ALA	2.5
14	AM	129	GLU	2.5
30	Ac	44	VAL	2.5
3	AB	93	GLY	2.5
14	AM	26	ASP	2.5
1	A2	132	U	2.5
34	Cg	319	ASN	2.5
36	A5	1570	U	2.5
14	AM	136	ILE	2.5
14	CM	87	PRO	2.5
10	AI	200	LYS	2.5
9	CH	93	LEU	2.5
14	AM	111	ASN	2.5
29	Ab	32	PHE	2.5
13	AL	4	GLU	2.5
75	Dl	2	ALA	2.5
5	AD	143	ARG	2.5
80	A6	657	U	2.5
36	A1	2522	G	2.5
8	CG	22	HIS	2.5

Continued on next page...

Continued from previous page...

Mol	Chain	Res	Type	RSRZ
13	CL	116	ARG	2.5
28	Aa	69	ASN	2.5
36	A5	2507	C	2.5
80	A6	1711	C	2.5
2	AA	40	ALA	2.5
45	DG	109	LEU	2.5
46	DH	191	LEU	2.5
72	Di	100	HIS	2.5
63	DZ	56	LYS	2.5
47	BI	221	ALA	2.5
34	Ag	79	TYR	2.5
4	CC	87	GLN	2.5
27	CZ	37	GLN	2.5
34	Cg	79	TYR	2.5
22	CU	104	THR	2.5
28	Aa	46	GLU	2.5
28	Aa	60	PRO	2.4
2	AA	185	ARG	2.4
14	CM	25	GLU	2.4
6	AE	134	LYS	2.4
20	AS	69	ILE	2.4
26	AY	125	LEU	2.4
3	AB	209	ASN	2.4
55	BR	170	ARG	2.4
46	BH	134	ILE	2.4
83	Dq	100	ILE	2.4
3	AB	184	LEU	2.4
14	AM	59	LEU	2.4
80	A6	719	U	2.4
17	AP	101	ALA	2.4
13	AL	147	GLY	2.4
36	A5	440	A	2.4
30	Cc	66	LEU	2.4
43	DE	130	ILE	2.4
18	AQ	92	TYR	2.4
6	AE	123	LEU	2.4
26	AY	132	ARG	2.4
13	AL	149	ALA	2.4
80	A6	653	C	2.4
1	A2	714	G	2.4
18	CQ	141	SER	2.4
80	A6	675	U	2.4

Continued on next page...

Continued from previous page...

Mol	Chain	Res	Type	RSRZ
14	AM	32	LEU	2.4
17	CP	6	ASN	2.4
16	AO	114	ARG	2.4
12	CK	92	ILE	2.4
36	A1	1103	A	2.4
4	CC	88	LYS	2.4
13	CL	147	GLY	2.4
12	CK	79	TYR	2.4
22	CU	14	GLN	2.4
36	A5	1572	U	2.4
6	AE	22	LYS	2.4
6	AE	260	GLY	2.4
16	AO	103	ARG	2.4
14	AM	88	LEU	2.4
1	A2	494	U	2.4
33	Cf	143	LYS	2.4
36	A1	2445	A	2.4
6	CE	261	LEU	2.4
3	AB	55	LYS	2.3
39	DA	252	THR	2.3
7	AF	151	GLY	2.3
80	A6	1491	U	2.3
14	CM	60	VAL	2.3
53	BP	157	VAL	2.3
1	A2	729	G	2.3
5	AD	217	ILE	2.3
33	Cf	151	ASN	2.3
34	Ag	115	ILE	2.3
80	A6	794	U	2.3
60	DW	132	GLY	2.3
20	CS	18	LEU	2.3
16	AO	13	VAL	2.3
31	Ad	5	ASN	2.3
7	CF	156	ARG	2.3
34	Cg	51	ASP	2.3
63	BZ	99	GLU	2.3
22	AU	54	GLY	2.3
80	A6	491	C	2.3
80	A6	1399	C	2.3
14	CM	63	VAL	2.3
32	Ae	48	THR	2.3
21	AT	50	ALA	2.3

Continued on next page...

Continued from previous page...

Mol	Chain	Res	Type	RSRZ
27	CZ	71	ILE	2.3
34	Ag	253	ALA	2.3
30	Ac	67	ARG	2.3
3	AB	28	GLU	2.3
36	A5	2444	C	2.3
4	AC	34	GLY	2.3
14	CM	137	MET	2.3
28	Aa	66	LYS	2.3
14	CM	86	VAL	2.3
3	AB	83	LYS	2.3
28	Aa	17	HIS	2.3
36	A1	1762	C	2.3
32	Ce	2	ALA	2.3
34	Cg	227	ALA	2.3
11	AJ	87	SER	2.3
83	Dq	104	ARG	2.3
7	CF	152	GLY	2.3
17	CP	103	ASN	2.3
20	AS	44	ASN	2.3
3	AB	216	LYS	2.3
3	AB	104	ASP	2.3
55	BR	173	ARG	2.3
80	A6	1398	U	2.3
8	AG	182	GLN	2.3
16	AO	80	HIS	2.3
34	Cg	121	MET	2.3
58	BU	89	LEU	2.3
66	Dc	100	ILE	2.3
26	CY	134	ALA	2.2
16	AO	116	GLU	2.2
33	Af	151	ASN	2.2
39	DA	143	GLU	2.2
21	AT	80	TYR	2.2
35	Ah	101	ASP	2.2
14	AM	28	LEU	2.2
14	AM	50	LYS	2.2
1	A2	1687	U	2.2
28	Aa	83	ILE	2.2
10	AI	8	ARG	2.2
34	Ag	181	TRP	2.2
14	CM	113	ARG	2.2
33	Cf	108	VAL	2.2

Continued on next page...

Continued from previous page...

Mol	Chain	Res	Type	RSRZ
65	Db	25	LYS	2.2
32	Ae	45	VAL	2.2
14	AM	128	ALA	2.2
1	A2	711	U	2.2
65	Db	22	LYS	2.2
15	AN	61	THR	2.2
5	AD	54	ARG	2.2
22	CU	102	ARG	2.2
28	Aa	68	TYR	2.2
32	Ae	39	LEU	2.2
48	BJ	96	PHE	2.2
18	AQ	39	VAL	2.2
70	Dg	33	GLN	2.2
2	AA	32	HIS	2.2
10	AI	199	LYS	2.2
80	A6	651	G	2.2
6	AE	54	TYR	2.2
17	CP	128	HIS	2.2
1	A2	492	A	2.2
30	Cc	9	LEU	2.2
63	DZ	4	PHE	2.2
7	AF	68	ILE	2.2
30	Cc	43	ASN	2.2
36	A1	1567	U	2.2
36	A5	1564	U	2.2
1	A2	696	C	2.2
74	Dk	69	LEU	2.2
83	Dq	80	VAL	2.2
11	AJ	179	ARG	2.2
34	Cg	253	ALA	2.2
36	A5	2538	U	2.2
34	Ag	313	TRP	2.2
12	AK	66	TYR	2.2
31	Cd	6	VAL	2.2
11	AJ	6	ARG	2.2
11	CJ	3	ARG	2.2
11	AJ	177	ALA	2.2
8	CG	147	LEU	2.2
34	Cg	53	LYS	2.2
76	Bm	128	LYS	2.2
14	AM	83	GLU	2.2
28	Aa	89	ARG	2.2

Continued on next page...

Continued from previous page...

Mol	Chain	Res	Type	RSRZ
60	DW	65	GLU	2.2
56	BS	2	ALA	2.2
28	Aa	64	LEU	2.2
58	DU	15	PHE	2.2
14	CM	26	ASP	2.2
23	CV	44	ARG	2.2
69	Bf	60	ARG	2.2
34	Ag	3	SER	2.2
14	CM	122	VAL	2.2
36	A1	1764	U	2.1
36	A5	249	U	2.1
60	BW	65	GLU	2.1
1	A2	717	C	2.1
14	CM	74	LEU	2.1
30	Ac	66	LEU	2.1
53	BP	156	ALA	2.1
55	DR	183	ALA	2.1
19	AR	2	GLY	2.1
60	BW	81	PRO	2.1
28	Ca	11	ASN	2.1
34	Ag	43	ILE	2.1
36	A5	1763	U	2.1
80	A6	501	U	2.1
8	AG	156	PHE	2.1
5	CD	178	ARG	2.1
5	AD	122	VAL	2.1
45	DG	121	SER	2.1
68	De	16	LYS	2.1
25	AX	144	ARG	2.1
14	CM	40	GLY	2.1
6	AE	133	LYS	2.1
60	DW	129	LYS	2.1
58	DU	98	THR	2.1
78	Do	54	THR	2.1
63	BZ	70	PRO	2.1
14	AM	41	LEU	2.1
68	Be	127	ALA	2.1
58	DU	11	ILE	2.1
80	A6	194	U	2.1
16	AO	44	GLY	2.1
16	AO	78	ALA	2.1
36	A5	1571	A	2.1

Continued on next page...

Continued from previous page...

Mol	Chain	Res	Type	RSRZ
19	CR	62	GLN	2.1
11	AJ	97	LEU	2.1
70	Dg	102	LYS	2.1
77	Bn	25	LYS	2.1
22	AU	87	HIS	2.1
83	Dq	25	LEU	2.1
14	AM	20	ALA	2.1
28	Aa	67	THR	2.1
14	AM	89	ILE	2.1
20	AS	35	ILE	2.1
30	Cc	45	LYS	2.1
36	A5	1017	C	2.1
59	BV	3	GLY	2.1
5	AD	179	GLN	2.1
16	CO	112	ILE	2.1
19	AR	123	ASN	2.1
66	Bc	97	ASP	2.1
36	A1	2402	A	2.1
14	AM	104	GLY	2.1
8	AG	199	GLN	2.1
5	CD	142	LEU	2.1
9	AH	58	LEU	2.1
20	AS	66	LEU	2.1
5	AD	223	LYS	2.1
11	AJ	178	ALA	2.1
68	Be	26	HIS	2.1
70	Bg	113	LYS	2.1
1	A2	193	U	2.1
30	Ac	21	SER	2.1
14	AM	107	ASP	2.1
14	AM	130	THR	2.1
39	DA	142	ASP	2.1
32	Ae	49	LEU	2.1
18	AQ	123	ARG	2.1
18	CQ	66	ARG	2.1
26	CY	127	LYS	2.1
60	DW	84	GLY	2.1
18	CQ	19	VAL	2.1
34	Cg	284	ALA	2.1
71	Dh	2	ALA	2.1
75	Bl	2	ALA	2.1
60	DW	134	GLN	2.0

Continued on next page...

Continued from previous page...

Mol	Chain	Res	Type	RSRZ
1	A2	491	C	2.0
3	CB	89	ASP	2.0
5	CD	25	PHE	2.0
8	AG	145	PHE	2.0
18	AQ	28	LEU	2.0
32	Ae	55	ARG	2.0
36	A1	439	C	2.0
3	AB	45	LYS	2.0
4	CC	64	LYS	2.0
28	Ca	90	GLU	2.0
9	AH	4	PRO	2.0
8	CG	182	GLN	2.0
34	Ag	81	LEU	2.0
8	AG	150	GLU	2.0
11	AJ	105	LEU	2.0
12	AK	40	LEU	2.0
7	CF	145	ASP	2.0
11	AJ	64	GLU	2.0
34	Cg	4	ASN	2.0
5	CD	43	PRO	2.0
18	AQ	68	ARG	2.0
36	A1	1239	C	2.0
9	AH	74	GLN	2.0
20	AS	101	LEU	2.0
7	AF	150	GLY	2.0
10	AI	22	ARG	2.0
30	Ac	28	VAL	2.0
3	AB	219	LYS	2.0
30	Cc	13	ILE	2.0
60	DW	131	ALA	2.0
63	BZ	72	ILE	2.0
62	DY	120	GLN	2.0
6	AE	59	ARG	2.0
7	CF	80	LYS	2.0
13	AL	64	VAL	2.0
53	BP	181	ARG	2.0
30	Ac	5	THR	2.0
34	Cg	25	THR	2.0
34	Cg	32	LEU	2.0
36	A5	252	U	2.0

6.2 Non-standard residues in protein, DNA, RNA chains ⓘ

There are no non-standard protein/DNA/RNA residues in this entry.

6.3 Carbohydrates ⓘ

There are no carbohydrates in this entry.

6.4 Ligands ⓘ

In the following table, the Atoms column lists the number of modelled atoms in the group and the number defined in the chemical component dictionary. LLDF column lists the quality of electron density of the group with respect to its neighbouring residues in protein, DNA or RNA chains. The B-factors column lists the minimum, median, 95th percentile and maximum values of B factors of atoms in the group. The column labelled 'Q< 0.9' lists the number of atoms with occupancy less than 0.9.

Mol	Type	Chain	Res	Atoms	RSCC	RSR	LLDF	B-factors(Å ²)	Q<0.9
87	MG	A1	4504	1/1	0.80	1.16	124.76	98,98,98,98	0
87	MG	A5	4449	1/1	0.84	1.44	117.16	122,122,122,122	0
87	MG	A5	4534	1/1	0.88	1.30	110.74	72,72,72,72	0
87	MG	A5	4468	1/1	0.88	0.78	101.70	73,73,73,73	0
87	MG	A1	4491	1/1	0.88	0.86	97.41	80,80,80,80	0
87	MG	A5	4281	1/1	0.97	0.49	97.39	56,56,56,56	0
87	MG	A5	4303	1/1	0.94	0.60	86.23	57,57,57,57	0
87	MG	A1	4167	1/1	0.81	1.06	85.62	66,66,66,66	0
87	MG	A5	4569	1/1	0.43	1.01	82.85	103,103,103,103	0
87	MG	A5	4488	1/1	0.69	0.94	81.43	81,81,81,81	0
87	MG	A5	4487	1/1	0.90	1.24	80.45	76,76,76,76	0
87	MG	A5	3412	1/1	0.82	0.71	79.76	68,68,68,68	0
87	MG	A3	227	1/1	0.87	0.64	77.51	59,59,59,59	0
87	MG	A5	4032	1/1	0.98	0.46	71.55	41,41,41,41	0
87	MG	A6	2314	1/1	0.86	1.39	69.96	112,112,112,112	0
87	MG	A5	4542	1/1	0.86	1.23	65.61	59,59,59,59	0
87	MG	A5	4279	1/1	0.76	1.08	65.38	63,63,63,63	0
87	MG	A1	4441	1/1	0.93	0.81	64.38	61,61,61,61	0
87	MG	A1	4326	1/1	0.77	1.26	61.70	80,80,80,80	0
86	OHX	A7	212	7/7	0.90	0.51	60.74	165,165,165,165	7
87	MG	A5	4232	1/1	0.93	0.80	59.95	53,53,53,53	0
87	MG	A1	4433	1/1	0.87	0.76	57.96	67,67,67,67	0
87	MG	A5	4505	1/1	0.88	1.86	55.32	71,71,71,71	0
87	MG	A1	4263	1/1	0.79	1.37	55.14	71,71,71,71	0

Continued on next page...

Continued from previous page...

Mol	Type	Chain	Res	Atoms	RSCC	RSR	LLDF	B-factors(Å ²)	Q<0.9
87	MG	A5	4475	1/1	0.97	0.79	54.30	127,127,127,127	0
87	MG	A5	4378	1/1	0.81	1.18	52.71	75,75,75,75	0
87	MG	A1	4248	1/1	0.79	0.71	52.13	78,78,78,78	0
87	MG	A5	4190	1/1	0.92	0.72	50.67	58,58,58,58	0
87	MG	A5	4280	1/1	0.96	0.85	49.93	49,49,49,49	0
87	MG	A5	4410	1/1	0.77	0.68	48.65	66,66,66,66	0
87	MG	A1	3957	1/1	0.93	0.45	48.07	50,50,50,50	0
87	MG	A1	4392	1/1	0.86	1.45	47.89	86,86,86,86	0
87	MG	A6	2127	1/1	0.84	0.40	46.29	41,41,41,41	0
87	MG	A1	4503	1/1	0.80	1.26	45.06	77,77,77,77	0
86	OHX	A6	2086	7/7	0.79	0.78	44.95	215,215,215,215	7
87	MG	DB	414	1/1	0.77	1.34	44.43	76,76,76,76	0
87	MG	A6	2320	1/1	0.80	1.56	43.59	117,117,117,117	0
87	MG	A1	3912	1/1	0.73	0.66	43.44	84,84,84,84	0
87	MG	A5	4484	1/1	0.92	0.94	43.26	89,89,89,89	0
87	MG	A5	4372	1/1	0.69	0.84	43.00	74,74,74,74	0
86	OHX	A6	2083	7/7	0.54	0.64	42.43	214,214,214,214	7
87	MG	DT	202	1/1	0.93	1.35	41.99	89,89,89,89	0
87	MG	A1	4333	1/1	0.68	0.85	41.62	68,68,68,68	0
87	MG	A1	4408	1/1	0.77	0.79	41.44	81,81,81,81	0
87	MG	A5	4482	1/1	0.63	0.74	41.30	79,79,79,79	0
87	MG	A5	4278	1/1	0.89	0.88	40.82	82,82,82,82	0
87	MG	Be	202	1/1	0.95	0.44	40.04	67,67,67,67	0
87	MG	DS	204	1/1	0.89	0.72	39.24	63,63,63,63	0
87	MG	A5	4460	1/1	0.97	0.71	39.23	74,74,74,74	0
87	MG	DB	411	1/1	0.92	1.23	39.15	61,61,61,61	0
87	MG	A6	2316	1/1	0.21	0.58	38.56	112,112,112,112	0
87	MG	A5	4129	1/1	0.87	0.62	37.69	94,94,94,94	0
87	MG	A5	4305	1/1	0.91	0.74	37.66	88,88,88,88	0
87	MG	A1	4389	1/1	0.89	0.61	36.91	46,46,46,46	0
87	MG	A4	239	1/1	0.92	0.89	35.97	70,70,70,70	0
87	MG	A1	4458	1/1	0.83	0.77	35.32	92,92,92,92	0
87	MG	A5	4369	1/1	0.88	0.81	34.49	69,69,69,69	0
87	MG	DF	304	1/1	0.91	0.61	34.40	57,57,57,57	0
87	MG	A1	4377	1/1	0.92	0.76	33.95	54,54,54,54	0
87	MG	A1	4374	1/1	0.73	1.18	33.72	60,60,60,60	0
87	MG	A5	4405	1/1	0.80	0.89	33.44	69,69,69,69	0
87	MG	BI	307	1/1	0.67	2.09	32.95	81,81,81,81	0
87	MG	A5	4288	1/1	0.88	0.78	32.81	49,49,49,49	0
87	MG	A5	4291	1/1	0.85	0.73	32.74	78,78,78,78	0
87	MG	A5	4421	1/1	0.96	0.60	32.50	55,55,55,55	0

Continued on next page...

Continued from previous page...

Mol	Type	Chain	Res	Atoms	RSCC	RSR	LLDF	B-factors(\AA^2)	Q<0.9
87	MG	A5	4349	1/1	0.57	1.82	32.45	79,79,79,79	0
86	OHX	A1	3759	7/7	0.83	0.50	32.24	149,149,149,149	7
87	MG	A1	4393	1/1	0.94	0.72	32.04	78,78,78,78	0
87	MG	A1	4329	1/1	0.78	0.65	31.78	85,85,85,85	0
87	MG	A1	4360	1/1	0.79	0.53	31.52	88,88,88,88	0
87	MG	A1	4428	1/1	0.95	0.81	31.30	58,58,58,58	0
87	MG	A5	4290	1/1	0.89	0.49	30.87	47,47,47,47	0
87	MG	A5	4454	1/1	0.93	0.57	30.82	68,68,68,68	0
87	MG	A1	3990	1/1	0.76	0.43	30.76	54,54,54,54	0
87	MG	A1	4308	1/1	0.91	0.75	30.66	59,59,59,59	0
87	MG	BQ	204	1/1	0.92	1.35	30.49	99,99,99,99	0
87	MG	A4	223	1/1	0.96	0.43	30.16	44,44,44,44	0
87	MG	A2	2256	1/1	0.50	0.71	30.04	80,80,80,80	0
87	MG	BO	209	1/1	0.81	1.56	30.03	95,95,95,95	0
87	MG	A2	2238	1/1	0.70	0.40	29.83	92,92,92,92	0
87	MG	A5	4521	1/1	0.92	0.71	29.72	68,68,68,68	0
87	MG	A1	4434	1/1	0.95	1.01	29.51	55,55,55,55	0
87	MG	A5	3979	1/1	0.92	0.44	29.47	61,61,61,61	0
87	MG	A6	2128	1/1	0.65	0.36	29.15	81,81,81,81	0
87	MG	Ba	204	1/1	0.91	0.69	28.94	74,74,74,74	0
87	MG	A5	4328	1/1	0.93	0.67	28.83	72,72,72,72	0
87	MG	DW	201	1/1	0.88	1.32	28.52	85,85,85,85	0
87	MG	A1	4371	1/1	0.93	0.61	28.18	63,63,63,63	0
87	MG	A1	4210	1/1	0.90	0.62	27.92	44,44,44,44	0
87	MG	A5	4057	1/1	0.93	0.41	27.79	82,82,82,82	0
87	MG	A5	4485	1/1	0.30	0.61	27.65	77,77,77,77	0
87	MG	A1	4350	1/1	0.96	0.93	27.63	76,76,76,76	0
87	MG	A5	4501	1/1	0.98	0.87	27.35	56,56,56,56	0
87	MG	A1	4338	1/1	0.86	0.58	27.33	84,84,84,84	0
87	MG	A1	4312	1/1	0.96	0.70	27.05	60,60,60,60	0
87	MG	A5	4242	1/1	0.97	0.56	26.90	65,65,65,65	0
87	MG	BC	404	1/1	0.92	1.23	26.58	67,67,67,67	0
87	MG	A5	4573	1/1	0.93	0.74	25.84	56,56,56,56	0
87	MG	A1	4019	1/1	0.93	0.42	25.73	42,42,42,42	0
87	MG	Bj	108	1/1	0.82	1.98	25.67	66,66,66,66	0
87	MG	A5	4060	1/1	0.86	0.32	25.49	57,57,57,57	0
87	MG	BO	205	1/1	0.75	0.82	25.45	58,58,58,58	0
87	MG	A1	3958	1/1	0.93	0.30	24.98	45,45,45,45	0
86	OHX	A1	3802	7/7	0.94	0.40	24.82	146,146,146,146	7
87	MG	BL	204	1/1	0.90	0.84	24.34	72,72,72,72	0
87	MG	A1	4208	1/1	0.94	0.63	24.13	58,58,58,58	0

Continued on next page...

Continued from previous page...

Mol	Type	Chain	Res	Atoms	RSCC	RSR	LLDF	B-factors(\AA^2)	Q<0.9
87	MG	BN	303	1/1	0.88	0.94	23.67	72,72,72,72	0
87	MG	Db	102	1/1	0.72	1.29	23.61	70,70,70,70	0
87	MG	Dj	102	1/1	0.91	1.24	23.38	74,74,74,74	0
87	MG	DP	207	1/1	0.85	1.08	23.37	64,64,64,64	0
86	OHX	A2	2086	7/7	0.89	0.61	22.55	156,156,156,156	7
87	MG	A5	4031	1/1	0.94	0.45	22.55	39,39,39,39	0
87	MG	BN	305	1/1	0.84	1.38	22.48	56,56,56,56	0
87	MG	A5	4517	1/1	0.82	0.53	22.36	73,73,73,73	0
86	OHX	A2	2051	7/7	0.79	0.53	22.23	209,209,209,209	7
87	MG	A5	4507	1/1	0.94	0.93	22.17	92,92,92,92	0
87	MG	A5	4472	1/1	0.87	0.41	22.16	75,75,75,75	0
86	OHX	A1	3762	7/7	0.89	0.32	22.08	144,144,144,144	7
87	MG	A5	4358	1/1	0.95	0.60	21.94	54,54,54,54	0
87	MG	A5	4459	1/1	0.86	1.14	21.88	84,84,84,84	0
87	MG	Dj	103	1/1	0.96	1.50	21.59	65,65,65,65	0
87	MG	BT	202	1/1	0.89	0.65	21.56	89,89,89,89	0
87	MG	A1	4025	1/1	0.94	0.45	21.35	39,39,39,39	0
87	MG	A5	4455	1/1	0.87	0.67	21.26	60,60,60,60	0
87	MG	A5	4023	1/1	0.81	0.39	21.18	44,44,44,44	0
87	MG	A1	4496	1/1	0.88	0.96	21.17	82,82,82,82	0
87	MG	A2	2257	1/1	0.84	0.56	20.76	75,75,75,75	0
87	MG	A5	4268	1/1	0.96	0.40	20.73	96,96,96,96	0
87	MG	A6	2141	1/1	0.85	0.41	20.54	78,78,78,78	0
87	MG	A5	4221	1/1	0.90	0.61	20.25	88,88,88,88	0
87	MG	A1	4405	1/1	0.86	0.40	20.13	61,61,61,61	0
87	MG	A6	2120	1/1	0.95	0.38	20.13	51,51,51,51	0
86	OHX	A1	3810	7/7	0.83	0.66	19.96	199,199,199,199	7
87	MG	DR	202	1/1	0.88	0.99	19.93	67,67,67,67	0
87	MG	BB	406	1/1	0.95	0.64	19.85	59,59,59,59	0
87	MG	BP	210	1/1	0.95	0.57	19.83	46,46,46,46	0
87	MG	A5	4265	1/1	0.79	1.24	19.77	80,80,80,80	0
87	MG	A1	4016	1/1	0.79	0.34	19.57	40,40,40,40	0
87	MG	A5	4365	1/1	0.82	0.28	19.53	80,80,80,80	0
87	MG	DT	201	1/1	0.92	0.53	19.48	63,63,63,63	0
87	MG	A5	4395	1/1	0.82	0.92	19.40	58,58,58,58	0
87	MG	A5	4200	1/1	0.93	0.53	19.36	70,70,70,70	0
87	MG	A5	4300	1/1	0.87	0.60	19.31	51,51,51,51	0
87	MG	A1	4406	1/1	0.90	0.61	19.21	69,69,69,69	0
87	MG	A5	3983	1/1	0.98	0.41	19.20	47,47,47,47	0
87	MG	A5	4019	1/1	0.93	0.48	19.16	48,48,48,48	0
87	MG	A1	4469	1/1	0.95	0.44	18.90	66,66,66,66	0

Continued on next page...

Continued from previous page...

Mol	Type	Chain	Res	Atoms	RSCC	RSR	LLDF	B-factors(Å ²)	Q<0.9
86	OHX	A6	2057	7/7	0.88	0.43	18.74	134,134,134,134	7
87	MG	A5	4249	1/1	0.93	0.41	18.65	40,40,40,40	0
87	MG	A5	4001	1/1	0.95	0.40	18.64	48,48,48,48	0
87	MG	A5	4297	1/1	0.72	0.34	18.64	56,56,56,56	0
87	MG	A5	3957	1/1	0.90	0.44	18.62	43,43,43,43	0
87	MG	A5	4376	1/1	0.95	0.87	18.47	67,67,67,67	0
87	MG	A1	4415	1/1	0.84	0.70	18.32	85,85,85,85	0
87	MG	DA	305	1/1	0.85	1.20	18.32	69,69,69,69	0
87	MG	A5	4238	1/1	0.91	0.50	18.21	44,44,44,44	0
87	MG	Dg	203	1/1	0.86	1.38	18.18	88,88,88,88	0
87	MG	A5	4209	1/1	0.96	0.40	18.15	53,53,53,53	0
87	MG	A1	4409	1/1	0.92	1.01	18.09	58,58,58,58	0
87	MG	A5	3940	1/1	0.98	0.41	18.04	39,39,39,39	0
87	MG	A1	3951	1/1	0.94	0.43	18.00	46,46,46,46	0
87	MG	A4	246	1/1	0.90	0.88	17.96	91,91,91,91	0
87	MG	A6	2313	1/1	0.92	1.07	17.82	78,78,78,78	0
87	MG	DO	202	1/1	0.97	0.64	17.81	61,61,61,61	0
87	MG	A5	4547	1/1	0.88	0.83	17.78	88,88,88,88	0
87	MG	A5	3408	1/1	0.74	0.62	17.73	63,63,63,63	0
87	MG	A5	4436	1/1	0.95	0.76	17.66	90,90,90,90	0
87	MG	Bj	105	1/1	0.89	0.87	17.55	64,64,64,64	0
87	MG	A6	2300	1/1	0.94	0.55	17.47	56,56,56,56	0
87	MG	A1	4394	1/1	0.92	0.79	17.45	58,58,58,58	0
87	MG	A5	4133	1/1	0.97	0.32	17.43	54,54,54,54	0
87	MG	BN	306	1/1	0.84	0.55	17.40	55,55,55,55	0
87	MG	A5	4473	1/1	0.84	0.83	17.33	94,94,94,94	0
87	MG	A1	4144	1/1	0.76	0.82	17.07	82,82,82,82	0
87	MG	A6	2311	1/1	0.93	0.59	17.03	76,76,76,76	0
87	MG	DO	207	1/1	0.61	0.53	16.99	109,109,109,109	0
87	MG	A5	4308	1/1	0.86	0.71	16.94	52,52,52,52	0
86	OHX	A6	2095	7/7	0.51	0.46	16.88	213,213,213,213	7
87	MG	A1	3947	1/1	0.92	0.42	16.60	42,42,42,42	0
87	MG	BO	207	1/1	0.93	0.66	16.58	56,56,56,56	0
87	MG	DB	405	1/1	0.94	0.79	16.49	62,62,62,62	0
87	MG	A2	2102	1/1	0.99	0.33	16.46	60,60,60,60	0
87	MG	A1	4417	1/1	0.99	0.34	16.32	94,94,94,94	0
87	MG	DO	206	1/1	0.89	0.74	16.30	55,55,55,55	0
87	MG	CL	204	1/1	0.71	0.49	16.21	83,83,83,83	0
87	MG	BQ	203	1/1	0.96	0.87	16.20	63,63,63,63	0
87	MG	A6	2251	1/1	0.95	0.55	16.19	73,73,73,73	0
87	MG	A5	4336	1/1	0.81	0.46	16.05	77,77,77,77	0

Continued on next page...

Continued from previous page...

Mol	Type	Chain	Res	Atoms	RSCC	RSR	LLDF	B-factors(\AA^2)	Q<0.9
87	MG	A5	4090	1/1	0.86	0.34	15.92	45,45,45,45	0
87	MG	BS	201	1/1	0.90	0.46	15.84	64,64,64,64	0
87	MG	A1	4014	1/1	0.77	0.40	15.83	56,56,56,56	0
87	MG	A1	3956	1/1	0.89	0.32	15.73	45,45,45,45	0
87	MG	Ba	202	1/1	0.90	0.54	15.71	63,63,63,63	0
87	MG	A5	4525	1/1	0.94	0.70	15.67	66,66,66,66	0
87	MG	A1	4018	1/1	0.94	0.42	15.59	38,38,38,38	0
86	OHX	A1	3608	7/7	0.94	0.19	15.52	160,160,160,160	7
87	MG	A5	4350	1/1	0.90	0.96	15.47	58,58,58,58	0
87	MG	A5	4474	1/1	0.96	0.73	15.44	44,44,44,44	0
87	MG	A5	4018	1/1	0.94	0.41	15.23	40,40,40,40	0
87	MG	A6	2152	1/1	0.92	0.44	15.18	64,64,64,64	0
87	MG	BQ	202	1/1	0.57	0.83	15.14	80,80,80,80	0
87	MG	A5	4539	1/1	0.96	0.76	15.13	77,77,77,77	0
86	OHX	A6	2090	7/7	0.76	0.47	15.09	212,212,212,212	7
87	MG	DO	209	1/1	0.91	0.79	15.04	62,62,62,62	0
87	MG	A6	2233	1/1	0.72	0.39	15.03	63,63,63,63	0
86	OHX	A6	2071	7/7	0.81	0.44	15.03	160,160,160,160	7
87	MG	A5	4555	1/1	0.92	0.68	15.02	63,63,63,63	0
86	OHX	A2	2069	7/7	0.82	0.46	15.00	191,191,191,191	7
87	MG	A1	4023	1/1	0.96	0.42	14.98	42,42,42,42	0
86	OHX	A2	2083	7/7	0.83	0.57	14.96	185,185,185,185	7
87	MG	A1	4418	1/1	0.91	0.49	14.93	48,48,48,48	0
87	MG	A1	3941	1/1	0.95	0.36	14.89	52,52,52,52	0
87	MG	DD	307	1/1	0.87	0.69	14.85	77,77,77,77	0
87	MG	A5	4007	1/1	0.93	0.37	14.82	47,47,47,47	0
87	MG	A5	4516	1/1	0.93	0.92	14.62	74,74,74,74	0
87	MG	Df	205	1/1	0.85	0.43	14.48	76,76,76,76	0
86	OHX	A5	3792	7/7	0.63	0.40	14.47	217,217,217,217	7
87	MG	DB	406	1/1	0.95	0.63	14.44	47,47,47,47	0
87	MG	A5	4027	1/1	0.87	0.41	14.34	53,53,53,53	0
87	MG	A6	2104	1/1	0.79	0.30	14.32	68,68,68,68	0
87	MG	A2	2127	1/1	0.95	0.33	14.29	49,49,49,49	0
87	MG	A1	4199	1/1	0.87	0.32	14.22	74,74,74,74	0
87	MG	A1	4004	1/1	0.95	0.42	14.14	57,57,57,57	0
87	MG	A1	4388	1/1	0.94	0.51	14.13	78,78,78,78	0
87	MG	A4	225	1/1	0.95	0.38	14.12	65,65,65,65	0
87	MG	DA	304	1/1	0.96	0.74	14.12	69,69,69,69	0
87	MG	DB	407	1/1	0.90	0.79	13.93	72,72,72,72	0
87	MG	A5	4286	1/1	0.90	0.31	13.76	58,58,58,58	0
87	MG	AI	303	1/1	0.84	0.56	13.60	73,73,73,73	0

Continued on next page...

Continued from previous page...

Mol	Type	Chain	Res	Atoms	RSCC	RSR	LLDF	B-factors(\AA^2)	Q<0.9
87	MG	A1	4475	1/1	0.97	0.78	13.60	64,64,64,64	0
87	MG	A1	3836	1/1	0.66	0.32	13.49	48,48,48,48	0
87	MG	A1	3829	1/1	0.91	0.37	13.41	55,55,55,55	0
87	MG	DD	303	1/1	0.93	0.62	13.40	67,67,67,67	0
87	MG	BC	403	1/1	0.86	0.48	13.38	72,72,72,72	0
87	MG	A1	4442	1/1	0.88	0.48	13.37	91,91,91,91	0
87	MG	Bf	202	1/1	0.95	0.51	13.33	69,69,69,69	0
87	MG	A1	4381	1/1	0.94	0.66	13.30	65,65,65,65	0
87	MG	DF	302	1/1	0.92	0.59	13.16	48,48,48,48	0
87	MG	A1	4142	1/1	0.83	0.35	13.04	68,68,68,68	0
87	MG	DC	405	1/1	0.72	0.67	13.00	72,72,72,72	0
87	MG	DO	205	1/1	0.91	0.52	12.99	52,52,52,52	0
87	MG	A8	223	1/1	0.86	0.34	12.87	50,50,50,50	0
87	MG	A2	2112	1/1	0.94	0.38	12.81	95,95,95,95	0
87	MG	A1	3971	1/1	0.92	0.34	12.57	35,35,35,35	0
87	MG	A5	4566	1/1	0.98	0.46	12.48	74,74,74,74	0
87	MG	A5	4192	1/1	0.72	0.37	12.45	95,95,95,95	0
87	MG	A5	4213	1/1	0.92	0.44	12.42	52,52,52,52	0
87	MG	A1	4443	1/1	0.77	0.39	12.42	65,65,65,65	0
87	MG	Be	201	1/1	0.78	0.60	12.21	88,88,88,88	0
87	MG	A6	2151	1/1	0.90	0.47	12.21	64,64,64,64	0
86	OHX	A1	3743	7/7	0.93	0.38	12.21	148,148,148,148	7
87	MG	DO	204	1/1	0.96	0.63	12.13	57,57,57,57	0
87	MG	Ba	207	1/1	0.70	0.81	11.94	89,89,89,89	0
87	MG	A1	4141	1/1	0.60	0.40	11.88	53,53,53,53	0
87	MG	AL	202	1/1	0.90	0.97	11.87	78,78,78,78	0
87	MG	BO	203	1/1	0.96	0.77	11.82	74,74,74,74	0
87	MG	A6	2336	1/1	0.77	0.44	11.81	93,93,93,93	0
87	MG	A5	4481	1/1	0.98	0.68	11.77	60,60,60,60	0
87	MG	A7	227	1/1	0.79	0.55	11.76	100,100,100,100	0
86	OHX	A4	211	7/7	0.88	0.33	11.64	108,108,108,108	7
87	MG	Do	202	1/1	0.93	0.44	11.58	50,50,50,50	0
87	MG	A1	4349	1/1	0.97	0.37	11.58	119,119,119,119	0
87	MG	A5	4504	1/1	0.97	0.45	11.52	84,84,84,84	0
87	MG	A1	4008	1/1	0.90	0.34	11.40	36,36,36,36	0
87	MG	A2	2115	1/1	0.78	0.32	11.37	78,78,78,78	0
87	MG	A1	4135	1/1	0.51	0.41	11.35	96,96,96,96	0
87	MG	A5	4020	1/1	0.95	0.43	11.33	33,33,33,33	0
86	OHX	A2	2030	7/7	0.93	0.37	11.31	155,155,155,155	7
87	MG	A1	3972	1/1	0.89	0.42	11.28	45,45,45,45	0
87	MG	BQ	201	1/1	0.87	0.59	11.27	65,65,65,65	0

Continued on next page...

Continued from previous page...

Mol	Type	Chain	Res	Atoms	RSCC	RSR	LLDF	B-factors(\AA^2)	Q<0.9
87	MG	A1	4005	1/1	0.97	0.36	11.26	42,42,42,42	0
86	OHX	A1	3814	7/7	0.70	0.53	11.20	221,221,221,221	7
87	MG	A5	4255	1/1	0.86	0.25	11.18	72,72,72,72	0
87	MG	A1	3973	1/1	0.91	0.34	11.14	37,37,37,37	0
87	MG	A1	4091	1/1	0.96	0.29	11.07	65,65,65,65	0
87	MG	A1	4001	1/1	0.84	0.31	11.07	50,50,50,50	0
86	OHX	A1	3414	7/7	0.99	0.24	11.06	77,77,77,77	0
87	MG	A6	2158	1/1	0.65	0.46	11.04	66,66,66,66	0
87	MG	A5	4513	1/1	0.84	0.43	11.03	53,53,53,53	0
86	OHX	A5	3681	7/7	0.95	0.31	10.99	112,112,112,112	7
87	MG	Bd	201	1/1	0.87	0.48	10.93	106,106,106,106	0
87	MG	A1	4265	1/1	0.93	0.33	10.83	74,74,74,74	0
87	MG	A5	4492	1/1	0.61	0.42	10.81	73,73,73,73	0
87	MG	A1	4241	1/1	0.51	0.38	10.80	74,74,74,74	0
87	MG	A8	234	1/1	0.85	0.46	10.69	64,64,64,64	0
87	MG	A5	4004	1/1	0.81	0.43	10.55	55,55,55,55	0
87	MG	A5	4077	1/1	0.84	0.37	10.48	55,55,55,55	0
87	MG	A6	2138	1/1	0.77	0.36	10.46	94,94,94,94	0
87	MG	A1	3910	1/1	0.95	0.33	10.44	58,58,58,58	0
87	MG	A2	2203	1/1	0.73	0.33	10.31	68,68,68,68	0
87	MG	A6	2322	1/1	0.78	0.52	10.30	77,77,77,77	0
87	MG	A1	3982	1/1	0.92	0.41	10.25	43,43,43,43	0
86	OHX	A1	3750	7/7	0.88	0.35	10.25	118,118,118,118	7
87	MG	A5	4322	1/1	0.77	0.39	10.24	61,61,61,61	0
87	MG	A1	4376	1/1	0.76	0.68	10.15	71,71,71,71	0
87	MG	A2	2117	1/1	0.94	0.37	10.12	80,80,80,80	0
86	OHX	A1	3662	7/7	0.93	0.30	10.05	119,119,119,119	7
87	MG	A5	3936	1/1	0.94	0.42	10.03	62,62,62,62	0
87	MG	A5	4343	1/1	0.90	0.55	10.00	56,56,56,56	0
86	OHX	A5	3664	7/7	0.96	0.29	9.99	106,106,106,106	7
87	MG	A5	4049	1/1	0.85	0.29	9.88	70,70,70,70	0
87	MG	A5	3977	1/1	0.89	0.36	9.88	69,69,69,69	0
86	OHX	A1	3795	7/7	0.91	0.43	9.87	195,195,195,195	7
87	MG	A5	3954	1/1	0.91	0.37	9.86	46,46,46,46	0
86	OHX	A1	3687	7/7	0.89	0.35	9.86	182,182,182,182	7
86	OHX	A1	3732	7/7	0.81	0.26	9.83	166,166,166,166	7
86	OHX	AC	301	7/7	0.83	0.86	9.76	213,213,213,213	7
86	OHX	A1	3773	7/7	0.87	0.30	9.74	159,159,159,159	7
87	MG	BA	306	1/1	0.74	0.43	9.68	74,74,74,74	0
87	MG	DD	306	1/1	0.98	0.42	9.60	77,77,77,77	0
87	MG	A1	4455	1/1	0.82	0.24	9.59	79,79,79,79	0

Continued on next page...

Continued from previous page...

Mol	Type	Chain	Res	Atoms	RSCC	RSR	LLDF	B-factors(Å ²)	Q<0.9
86	OHX	A5	3736	7/7	0.91	0.30	9.56	143,143,143,143	7
87	MG	BL	205	1/1	0.96	0.59	9.56	62,62,62,62	0
86	OHX	A2	2028	7/7	0.72	0.38	9.53	180,180,180,180	7
87	MG	DH	203	1/1	0.69	0.55	9.52	72,72,72,72	0
87	MG	A6	2325	1/1	0.92	0.64	9.50	106,106,106,106	0
87	MG	A5	4579	1/1	0.77	0.71	9.48	57,57,57,57	0
87	MG	BB	405	1/1	0.93	0.62	9.45	51,51,51,51	0
87	MG	A5	4195	1/1	0.93	0.31	9.42	72,72,72,72	0
87	MG	A5	4366	1/1	0.89	0.43	9.34	65,65,65,65	0
87	MG	A5	3978	1/1	0.95	0.28	9.31	29,29,29,29	0
87	MG	DP	206	1/1	0.95	0.88	9.30	55,55,55,55	0
87	MG	AL	203	1/1	0.92	0.63	9.23	80,80,80,80	0
87	MG	A1	4028	1/1	0.97	0.41	9.22	28,28,28,28	0
87	MG	A5	4348	1/1	0.82	0.43	9.18	58,58,58,58	0
87	MG	A1	4201	1/1	0.54	0.65	9.17	65,65,65,65	0
87	MG	A5	4022	1/1	0.80	0.46	9.16	52,52,52,52	0
86	OHX	A1	3812	7/7	0.85	0.54	9.14	187,187,187,187	7
87	MG	A1	4407	1/1	0.79	0.66	9.13	113,113,113,113	0
87	MG	A1	3949	1/1	0.96	0.32	9.12	43,43,43,43	0
87	MG	Df	204	1/1	0.97	0.54	9.07	61,61,61,61	0
87	MG	A5	3998	1/1	0.86	0.37	9.06	41,41,41,41	0
87	MG	A5	4008	1/1	0.90	0.36	9.06	42,42,42,42	0
87	MG	A5	3963	1/1	0.93	0.37	9.05	44,44,44,44	0
86	OHX	A8	215	7/7	0.83	0.33	9.04	151,151,151,151	7
87	MG	A2	2107	1/1	0.94	0.45	8.99	66,66,66,66	0
87	MG	A1	4184	1/1	0.51	0.36	8.96	81,81,81,81	0
87	MG	A4	241	1/1	0.88	0.73	8.93	60,60,60,60	0
86	OHX	A1	3740	7/7	0.92	0.30	8.89	107,107,107,107	7
86	OHX	A1	3815	7/7	0.72	0.53	8.86	183,183,183,183	7
86	OHX	A2	2047	7/7	0.72	0.32	8.81	188,188,188,188	7
86	OHX	A5	3700	7/7	0.91	0.39	8.81	146,146,146,146	7
87	MG	A5	3893	1/1	0.96	0.30	8.69	73,73,73,73	0
86	OHX	A5	3659	7/7	0.94	0.26	8.68	106,106,106,106	7
86	OHX	A2	2066	7/7	0.90	0.32	8.67	164,164,164,164	7
87	MG	A1	4084	1/1	0.83	0.34	8.63	67,67,67,67	0
87	MG	A5	4549	1/1	0.59	0.46	8.63	70,70,70,70	0
87	MG	A5	3946	1/1	0.97	0.41	8.62	41,41,41,41	0
87	MG	A5	4296	1/1	0.88	0.41	8.61	54,54,54,54	0
86	OHX	A8	218	7/7	0.73	0.45	8.52	221,221,221,221	7
87	MG	A1	4445	1/1	0.85	0.46	8.50	69,69,69,69	0
87	MG	BO	206	1/1	0.86	0.70	8.49	69,69,69,69	0

Continued on next page...

Continued from previous page...

Mol	Type	Chain	Res	Atoms	RSCC	RSR	LLDF	B-factors(\AA^2)	Q<0.9
86	OHX	A3	212	7/7	0.90	0.35	8.48	159,159,159,159	7
87	MG	A5	4388	1/1	0.94	0.46	8.46	47,47,47,47	0
87	MG	A5	3851	1/1	0.76	0.30	8.42	45,45,45,45	0
87	MG	A2	2157	1/1	0.90	0.28	8.41	82,82,82,82	0
87	MG	A5	4367	1/1	0.90	0.59	8.25	74,74,74,74	0
87	MG	A5	3928	1/1	0.89	0.32	8.25	90,90,90,90	0
87	MG	A2	2207	1/1	0.66	0.34	8.19	76,76,76,76	0
86	OHX	A5	3728	7/7	0.90	0.40	8.15	131,131,131,131	7
86	OHX	A5	3699	7/7	0.97	0.29	8.12	107,107,107,107	7
87	MG	BC	405	1/1	0.91	0.56	8.12	49,49,49,49	0
87	MG	A5	4445	1/1	0.66	0.29	8.12	65,65,65,65	0
87	MG	A5	4170	1/1	0.98	0.55	8.08	69,69,69,69	0
86	OHX	A5	3813	7/7	0.85	0.23	8.00	191,191,191,191	7
87	MG	A1	3913	1/1	0.91	0.32	7.95	86,86,86,86	0
87	MG	DC	407	1/1	0.94	0.72	7.93	75,75,75,75	0
87	MG	A5	4015	1/1	0.94	0.41	7.92	45,45,45,45	0
87	MG	A6	2161	1/1	0.93	0.40	7.91	55,55,55,55	0
87	MG	A2	2128	1/1	0.91	0.38	7.89	62,62,62,62	0
87	MG	DB	409	1/1	0.92	0.62	7.87	56,56,56,56	0
87	MG	A5	3948	1/1	0.93	0.29	7.80	28,28,28,28	0
87	MG	A6	2289	1/1	0.91	0.24	7.76	96,96,96,96	0
87	MG	A5	3984	1/1	0.98	0.47	7.76	56,56,56,56	0
87	MG	A6	2101	1/1	0.78	0.31	7.74	51,51,51,51	0
86	OHX	A2	2068	7/7	0.92	0.38	7.73	177,177,177,177	7
86	OHX	A1	3619	7/7	0.93	0.30	7.73	128,128,128,128	7
87	MG	A5	3967	1/1	0.94	0.36	7.72	57,57,57,57	0
87	MG	A6	2160	1/1	0.98	0.44	7.71	45,45,45,45	0
87	MG	DH	202	1/1	0.66	0.62	7.63	73,73,73,73	0
87	MG	A6	2133	1/1	0.39	0.29	7.63	65,65,65,65	0
87	MG	A2	2110	1/1	0.86	0.32	7.59	57,57,57,57	0
87	MG	A1	3937	1/1	0.82	0.39	7.58	40,40,40,40	0
87	MG	A1	4159	1/1	0.83	0.26	7.55	84,84,84,84	0
86	OHX	A1	3729	7/7	0.85	0.37	7.55	167,167,167,167	7
87	MG	A1	4467	1/1	0.75	0.30	7.50	68,68,68,68	0
87	MG	BS	202	1/1	0.56	0.35	7.49	84,84,84,84	0
86	OHX	A1	3666	7/7	0.87	0.23	7.47	142,142,142,142	7
87	MG	Bm	201	1/1	0.83	0.62	7.46	68,68,68,68	0
87	MG	A6	2139	1/1	0.93	0.34	7.46	72,72,72,72	0
87	MG	BC	407	1/1	0.91	0.57	7.43	58,58,58,58	0
87	MG	A5	4489	1/1	0.87	0.25	7.40	82,82,82,82	0
86	OHX	A1	3689	7/7	0.90	0.28	7.40	99,99,99,99	7

Continued on next page...

Continued from previous page...

Mol	Type	Chain	Res	Atoms	RSCC	RSR	LLDF	B-factors(\AA^2)	Q<0.9
86	OHX	A6	2062	7/7	0.93	0.24	7.39	163,163,163,163	7
86	OHX	A5	3734	7/7	0.81	0.31	7.39	208,208,208,208	7
87	MG	A1	3981	1/1	0.81	0.35	7.36	41,41,41,41	0
87	MG	A2	2176	1/1	0.93	0.35	7.35	64,64,64,64	0
87	MG	A1	3946	1/1	0.83	0.34	7.33	41,41,41,41	0
86	OHX	A5	3707	7/7	0.89	0.47	7.33	135,135,135,135	7
87	MG	A5	4453	1/1	0.84	0.57	7.32	66,66,66,66	0
87	MG	A5	4219	1/1	0.81	0.34	7.25	74,74,74,74	0
87	MG	A5	4260	1/1	0.86	0.65	7.23	80,80,80,80	0
86	OHX	A1	3798	7/7	0.91	0.71	7.22	226,226,226,226	7
86	OHX	DG	301	7/7	0.92	0.50	7.21	226,226,226,226	7
87	MG	A1	4123	1/1	0.90	0.31	7.20	77,77,77,77	0
87	MG	A5	4028	1/1	0.83	0.41	7.20	47,47,47,47	0
87	MG	A1	3936	1/1	0.94	0.33	7.19	34,34,34,34	0
87	MG	A6	2156	1/1	0.75	0.36	7.19	62,62,62,62	0
87	MG	A1	3999	1/1	0.94	0.34	7.17	37,37,37,37	0
87	MG	A1	4375	1/1	0.84	0.32	7.16	51,51,51,51	0
86	OHX	A1	3497	7/7	0.97	0.27	7.10	100,100,100,100	7
86	OHX	A1	3766	7/7	0.88	0.42	7.04	135,135,135,135	7
87	MG	A1	4039	1/1	0.94	0.37	6.97	65,65,65,65	0
87	MG	A2	2103	1/1	0.90	0.35	6.92	58,58,58,58	0
86	OHX	A6	2098	7/7	0.86	0.30	6.90	144,144,144,144	7
87	MG	A6	2144	1/1	0.96	0.36	6.89	51,51,51,51	0
87	MG	A2	2126	1/1	0.89	0.32	6.88	54,54,54,54	0
87	MG	A1	4465	1/1	0.61	0.37	6.81	92,92,92,92	0
87	MG	A5	4029	1/1	0.95	0.40	6.77	44,44,44,44	0
87	MG	DS	203	1/1	0.89	0.33	6.75	65,65,65,65	0
87	MG	A5	4193	1/1	0.89	0.27	6.74	43,43,43,43	0
87	MG	A5	4373	1/1	0.91	0.41	6.73	74,74,74,74	0
87	MG	A1	4026	1/1	0.90	0.38	6.64	42,42,42,42	0
87	MG	A5	4056	1/1	0.68	0.23	6.59	78,78,78,78	0
87	MG	A5	3932	1/1	0.95	0.31	6.52	34,34,34,34	0
86	OHX	A2	2035	7/7	0.94	0.26	6.52	120,120,120,120	7
87	MG	A5	3877	1/1	0.91	0.32	6.50	60,60,60,60	0
86	OHX	A1	3553	7/7	0.98	0.23	6.45	110,110,110,110	7
86	OHX	A5	3732	7/7	0.92	0.29	6.35	209,209,209,209	7
87	MG	A5	4207	1/1	0.35	0.38	6.35	102,102,102,102	0
87	MG	A5	4116	1/1	0.89	0.36	6.31	56,56,56,56	0
87	MG	A2	2119	1/1	0.98	0.26	6.27	67,67,67,67	0
86	OHX	A5	3680	7/7	0.91	0.30	6.24	134,134,134,134	7
87	MG	A5	4003	1/1	0.92	0.36	6.21	46,46,46,46	0

Continued on next page...

Continued from previous page...

Mol	Type	Chain	Res	Atoms	RSCC	RSR	LLDF	B-factors(\AA^2)	Q<0.9
86	OHX	A5	3756	7/7	0.91	0.26	6.20	158,158,158,158	7
87	MG	A1	3954	1/1	0.95	0.24	6.20	45,45,45,45	0
86	OHX	A6	2041	7/7	0.91	0.26	6.20	145,145,145,145	7
87	MG	A5	4292	1/1	0.82	0.26	6.19	113,113,113,113	0
87	MG	A5	4416	1/1	0.95	0.55	6.17	48,48,48,48	0
86	OHX	A1	3731	7/7	0.91	0.23	6.16	119,119,119,119	7
87	MG	DB	412	1/1	0.81	0.48	6.16	70,70,70,70	0
87	MG	A6	2271	1/1	0.76	0.28	6.16	95,95,95,95	0
87	MG	A6	2312	1/1	0.47	0.38	6.12	85,85,85,85	0
87	MG	A2	2186	1/1	0.83	0.28	6.11	76,76,76,76	0
87	MG	A5	4026	1/1	0.88	0.40	6.10	53,53,53,53	0
86	OHX	A1	3739	7/7	0.90	0.20	6.09	185,185,185,185	7
86	OHX	Bj	103	7/7	0.89	0.44	6.08	138,138,138,138	7
86	OHX	A1	3407	7/7	0.92	0.29	6.07	138,138,138,138	7
87	MG	DP	203	1/1	0.89	0.38	6.06	37,37,37,37	0
86	OHX	A2	2039	7/7	0.88	0.36	6.04	157,157,157,157	7
87	MG	A2	2141	1/1	0.66	0.28	6.03	68,68,68,68	0
86	OHX	A1	3804	7/7	0.84	0.34	6.03	152,152,152,152	7
87	MG	A5	4106	1/1	0.97	0.25	6.03	41,41,41,41	0
86	OHX	A1	3453	7/7	0.94	0.31	6.00	134,134,134,134	0
86	OHX	A6	1907	7/7	0.99	0.22	5.98	91,91,91,91	0
87	MG	A6	2332	1/1	0.63	0.41	5.93	80,80,80,80	0
86	OHX	A6	2100	7/7	0.94	0.32	5.86	206,206,206,206	7
86	OHX	BP	201	7/7	0.82	0.41	5.82	115,115,115,115	7
87	MG	A5	4154	1/1	0.86	0.22	5.82	54,54,54,54	0
87	MG	A1	4246	1/1	0.97	0.27	5.81	80,80,80,80	0
87	MG	A5	4086	1/1	0.67	0.28	5.80	59,59,59,59	0
87	MG	Da	202	1/1	0.91	0.49	5.79	84,84,84,84	0
87	MG	A1	4335	1/1	0.84	0.42	5.79	86,86,86,86	0
87	MG	A5	3927	1/1	0.83	0.32	5.73	49,49,49,49	0
87	MG	CX	202	1/1	0.86	0.57	5.70	81,81,81,81	0
87	MG	A1	4077	1/1	0.84	0.34	5.69	77,77,77,77	0
87	MG	A5	4450	1/1	0.93	0.27	5.69	73,73,73,73	0
86	OHX	A1	3746	7/7	0.90	0.30	5.69	142,142,142,142	7
87	MG	A5	3956	1/1	0.93	0.30	5.68	39,39,39,39	0
87	MG	A2	2098	1/1	0.74	0.30	5.64	62,62,62,62	0
87	MG	DB	410	1/1	0.97	0.52	5.62	54,54,54,54	0
87	MG	A5	3943	1/1	0.85	0.39	5.59	38,38,38,38	0
86	OHX	A5	3416	7/7	0.99	0.24	5.58	68,68,68,68	0
86	OHX	A7	213	7/7	0.83	0.28	5.58	181,181,181,181	7
87	MG	BF	4102	1/1	0.86	0.38	5.54	76,76,76,76	0

Continued on next page...

Continued from previous page...

Mol	Type	Chain	Res	Atoms	RSCC	RSR	LLDF	B-factors(Å ²)	Q<0.9
86	OHX	A5	3666	7/7	0.94	0.28	5.54	127,127,127,127	7
87	MG	A1	4204	1/1	0.93	0.22	5.53	59,59,59,59	0
87	MG	A5	3835	1/1	0.87	0.31	5.52	49,49,49,49	0
87	MG	A5	3863	1/1	0.96	0.28	5.51	51,51,51,51	0
87	MG	A1	4006	1/1	0.93	0.36	5.50	42,42,42,42	0
86	OHX	A5	3648	7/7	0.93	0.25	5.50	111,111,111,111	7
86	OHX	A2	2046	7/7	0.88	0.42	5.44	139,139,139,139	7
87	MG	A6	2253	1/1	0.77	0.29	5.43	85,85,85,85	0
87	MG	A5	3850	1/1	0.83	0.33	5.42	55,55,55,55	0
87	MG	DB	403	1/1	0.93	0.41	5.37	36,36,36,36	0
86	OHX	A1	3788	7/7	0.84	0.58	5.36	232,232,232,232	7
87	MG	A5	4002	1/1	0.79	0.33	5.32	40,40,40,40	0
87	MG	A5	4181	1/1	0.81	0.30	5.32	80,80,80,80	0
87	MG	A1	3856	1/1	0.94	0.28	5.31	38,38,38,38	0
87	MG	A5	3865	1/1	0.95	0.28	5.31	37,37,37,37	0
87	MG	A1	3930	1/1	0.94	0.34	5.31	38,38,38,38	0
87	MG	A1	4429	1/1	0.94	0.32	5.29	54,54,54,54	0
86	OHX	A6	2054	7/7	0.84	0.28	5.24	169,169,169,169	7
87	MG	A1	3852	1/1	0.82	0.26	5.23	70,70,70,70	0
86	OHX	A1	3549	7/7	0.94	0.25	5.20	139,139,139,139	7
87	MG	A1	3931	1/1	0.90	0.26	5.18	40,40,40,40	0
87	MG	A5	3841	1/1	0.83	0.33	5.17	44,44,44,44	0
86	OHX	A1	3697	7/7	0.84	0.27	5.14	182,182,182,182	7
87	MG	A1	4232	1/1	0.34	0.57	5.14	75,75,75,75	0
87	MG	A5	4120	1/1	0.95	0.39	5.13	49,49,49,49	0
86	OHX	A1	3599	7/7	0.82	0.27	5.11	196,196,196,196	7
87	MG	BD	302	1/1	0.80	0.22	5.11	79,79,79,79	0
87	MG	A5	3942	1/1	0.89	0.33	5.10	38,38,38,38	0
87	MG	A1	3924	1/1	0.90	0.30	5.07	57,57,57,57	0
87	MG	A5	4045	1/1	0.77	0.29	5.05	63,63,63,63	0
87	MG	A5	3924	1/1	0.93	0.35	5.04	39,39,39,39	0
87	MG	A6	2201	1/1	0.86	0.21	5.02	72,72,72,72	0
86	OHX	A6	2076	7/7	0.98	0.24	5.00	90,90,90,90	7
87	MG	BC	406	1/1	0.83	0.29	4.98	61,61,61,61	0
86	OHX	A5	3799	7/7	0.75	0.29	4.97	168,168,168,168	7
86	OHX	A2	2077	7/7	0.66	0.31	4.97	206,206,206,206	7
86	OHX	A3	213	7/7	0.73	0.22	4.93	195,195,195,195	7
87	MG	A1	4065	1/1	0.90	0.24	4.90	47,47,47,47	0
86	OHX	A4	212	7/7	0.94	0.26	4.89	118,118,118,118	7
87	MG	A5	4479	1/1	0.48	0.38	4.88	64,64,64,64	0
87	MG	A5	4423	1/1	0.75	0.33	4.84	82,82,82,82	0

Continued on next page...

Continued from previous page...

Mol	Type	Chain	Res	Atoms	RSCC	RSR	LLDF	B-factors(Å ²)	Q<0.9
86	OHX	A1	3677	7/7	0.91	0.27	4.83	115,115,115,115	7
87	MG	DB	408	1/1	0.82	0.29	4.81	67,67,67,67	0
86	OHX	A1	3699	7/7	0.94	0.25	4.76	107,107,107,107	7
87	MG	A5	4067	1/1	0.63	0.33	4.75	61,61,61,61	0
86	OHX	A1	3679	7/7	0.94	0.28	4.74	114,114,114,114	7
86	OHX	A1	3663	7/7	0.97	0.30	4.71	126,126,126,126	7
87	MG	A6	2183	1/1	0.95	0.26	4.70	64,64,64,64	0
87	MG	A7	238	1/1	0.93	0.46	4.70	95,95,95,95	0
87	MG	A1	3894	1/1	0.69	0.33	4.69	43,43,43,43	0
86	OHX	A1	3650	7/7	0.96	0.31	4.69	120,120,120,120	7
86	OHX	A1	3421	7/7	0.99	0.21	4.68	80,80,80,80	0
86	OHX	BA	301	7/7	0.89	0.47	4.67	217,217,217,217	7
87	MG	Dn	101	1/1	0.90	0.40	4.67	84,84,84,84	0
86	OHX	A1	3532	7/7	0.97	0.20	4.63	87,87,87,87	7
86	OHX	A1	3665	7/7	0.96	0.24	4.60	104,104,104,104	7
87	MG	A5	4486	1/1	0.51	0.56	4.57	94,94,94,94	0
87	MG	A5	3988	1/1	0.75	0.35	4.55	51,51,51,51	0
87	MG	A1	4357	1/1	0.60	0.32	4.53	89,89,89,89	0
87	MG	A6	2157	1/1	0.79	0.41	4.50	70,70,70,70	0
87	MG	A6	2209	1/1	0.54	0.23	4.49	79,79,79,79	0
86	OHX	A5	3742	7/7	0.91	0.31	4.48	143,143,143,143	7
87	MG	A1	3874	1/1	0.84	0.29	4.48	60,60,60,60	0
87	MG	A1	4274	1/1	0.50	0.37	4.48	87,87,87,87	0
87	MG	A1	4239	1/1	0.51	0.28	4.47	60,60,60,60	0
87	MG	BO	204	1/1	0.96	0.37	4.45	53,53,53,53	0
86	OHX	A1	3522	7/7	0.99	0.25	4.44	79,79,79,79	7
87	MG	A6	2132	1/1	0.59	0.23	4.42	81,81,81,81	0
86	OHX	A2	2029	7/7	0.89	0.34	4.41	150,150,150,150	7
87	MG	A1	4318	1/1	0.98	0.43	4.39	66,66,66,66	0
87	MG	A5	4062	1/1	0.92	0.29	4.37	37,37,37,37	0
86	OHX	A5	3657	7/7	0.93	0.28	4.36	83,83,83,83	7
86	OHX	A5	3614	7/7	0.95	0.22	4.36	120,120,120,120	7
87	MG	A5	4362	1/1	0.95	0.34	4.35	60,60,60,60	0
87	MG	A1	4390	1/1	0.75	0.22	4.35	82,82,82,82	0
87	MG	A1	4064	1/1	0.98	0.29	4.35	69,69,69,69	0
86	OHX	A5	3683	7/7	0.90	0.24	4.33	119,119,119,119	7
87	MG	A5	3871	1/1	0.71	0.24	4.32	56,56,56,56	0
87	MG	A2	2129	1/1	0.87	0.30	4.30	59,59,59,59	0
86	OHX	A5	3587	7/7	0.97	0.22	4.29	96,96,96,96	7
87	MG	A5	4159	1/1	0.84	0.26	4.29	64,64,64,64	0
86	OHX	A5	3414	7/7	0.99	0.27	4.24	69,69,69,69	0

Continued on next page...

Continued from previous page...

Mol	Type	Chain	Res	Atoms	RSCC	RSR	LLDF	B-factors(\AA^2)	Q<0.9
87	MG	A1	3984	1/1	0.85	0.35	4.23	51,51,51,51	0
86	OHX	A2	2033	7/7	0.98	0.20	4.21	97,97,97,97	7
87	MG	A1	4198	1/1	0.66	0.24	4.16	79,79,79,79	0
86	OHX	A1	3409	7/7	1.00	0.26	4.14	70,70,70,70	0
87	MG	A1	4334	1/1	0.78	0.38	4.13	104,104,104,104	0
87	MG	A6	2113	1/1	0.96	0.26	4.13	48,48,48,48	0
87	MG	CF	301	1/1	0.90	0.44	4.12	87,87,87,87	0
86	OHX	A5	3605	7/7	0.92	0.27	4.12	112,112,112,112	7
87	MG	A1	4013	1/1	0.97	0.29	4.10	47,47,47,47	0
86	OHX	A5	3472	7/7	0.96	0.23	4.09	105,105,105,105	0
86	OHX	A1	3701	7/7	0.94	0.38	4.08	112,112,112,112	7
86	OHX	A5	3424	7/7	0.99	0.25	4.05	86,86,86,86	0
86	OHX	A5	3685	7/7	0.88	0.27	4.04	141,141,141,141	7
87	MG	A1	4384	1/1	0.86	0.32	4.03	61,61,61,61	0
86	OHX	A6	1903	7/7	0.99	0.22	4.01	84,84,84,84	0
86	OHX	A2	2078	7/7	0.94	0.27	4.00	169,169,169,169	7
87	MG	A1	3989	1/1	0.84	0.26	4.00	42,42,42,42	0
86	OHX	A1	3529	7/7	0.98	0.23	3.99	77,77,77,77	7
87	MG	BP	204	1/1	0.96	0.34	3.97	51,51,51,51	0
86	OHX	A1	3735	7/7	0.97	0.24	3.97	83,83,83,83	7
87	MG	A2	2248	1/1	0.90	0.26	3.96	69,69,69,69	0
87	MG	A1	4115	1/1	0.81	0.36	3.96	62,62,62,62	0
88	ZN	Cb	101	1/1	0.62	0.33	3.91	305,305,305,305	0
87	MG	DF	303	1/1	0.65	0.28	3.88	73,73,73,73	0
87	MG	A1	4476	1/1	0.92	0.44	3.88	68,68,68,68	0
86	OHX	A5	3541	7/7	0.94	0.23	3.88	113,113,113,113	7
86	OHX	A1	3785	7/7	0.93	0.42	3.87	183,183,183,183	7
86	OHX	A1	3641	7/7	0.93	0.24	3.87	137,137,137,137	7
87	MG	DO	208	1/1	0.82	0.45	3.86	77,77,77,77	0
87	MG	A1	3977	1/1	0.80	0.31	3.84	76,76,76,76	0
87	MG	A5	3884	1/1	0.82	0.30	3.84	54,54,54,54	0
86	OHX	A5	3429	7/7	0.99	0.23	3.84	84,84,84,84	0
87	MG	A5	3880	1/1	0.71	0.26	3.84	45,45,45,45	0
87	MG	A1	4061	1/1	0.99	0.26	3.81	35,35,35,35	0
86	OHX	A5	3752	7/7	0.87	0.28	3.79	127,127,127,127	7
87	MG	A1	4015	1/1	0.84	0.36	3.77	63,63,63,63	0
86	OHX	A5	3502	7/7	0.97	0.18	3.75	141,141,141,141	0
87	MG	A5	3974	1/1	0.87	0.42	3.75	40,40,40,40	0
86	OHX	A5	3744	7/7	0.90	0.26	3.72	140,140,140,140	7
86	OHX	A1	3768	7/7	0.86	0.38	3.69	137,137,137,137	7
87	MG	CL	202	1/1	0.71	0.31	3.65	82,82,82,82	0

Continued on next page...

Continued from previous page...

Mol	Type	Chain	Res	Atoms	RSCC	RSR	LLDF	B-factors(Å ²)	Q<0.9
87	MG	A2	2100	1/1	0.94	0.25	3.65	67,67,67,67	0
87	MG	A5	4156	1/1	0.81	0.28	3.65	65,65,65,65	0
87	MG	A1	4212	1/1	0.76	0.26	3.63	67,67,67,67	0
86	OHX	A2	2067	7/7	0.96	0.25	3.62	108,108,108,108	7
87	MG	A6	2124	1/1	0.92	0.29	3.60	55,55,55,55	0
86	OHX	A6	1902	7/7	0.99	0.25	3.59	90,90,90,90	0
86	OHX	A4	208	7/7	0.97	0.22	3.59	90,90,90,90	7
87	MG	A1	3860	1/1	0.90	0.24	3.59	59,59,59,59	0
87	MG	Ba	201	1/1	0.79	0.36	3.58	66,66,66,66	0
87	MG	A1	4240	1/1	0.89	0.23	3.56	59,59,59,59	0
87	MG	A5	4498	1/1	0.82	0.27	3.55	90,90,90,90	0
86	OHX	A5	3428	7/7	0.99	0.23	3.54	88,88,88,88	0
87	MG	BY	202	1/1	0.96	0.44	3.52	85,85,85,85	0
87	MG	Da	201	1/1	0.91	0.28	3.51	54,54,54,54	0
87	MG	Bl	4500	1/1	0.70	0.53	3.50	77,77,77,77	0
86	OHX	A5	3674	7/7	0.91	0.26	3.49	100,100,100,100	7
86	OHX	A8	220	7/7	0.91	0.23	3.49	111,111,111,111	7
87	MG	A4	238	1/1	0.88	0.33	3.48	68,68,68,68	0
87	MG	A2	2149	1/1	0.74	0.28	3.48	83,83,83,83	0
87	MG	A5	4434	1/1	0.83	0.37	3.45	72,72,72,72	0
87	MG	A5	3958	1/1	0.83	0.26	3.43	64,64,64,64	0
86	OHX	A6	2092	7/7	0.95	0.38	3.38	182,182,182,182	7
87	MG	Dp	103	1/1	0.95	0.33	3.34	72,72,72,72	0
86	OHX	A6	1941	7/7	0.97	0.17	3.34	112,112,112,112	7
86	OHX	A5	3422	7/7	0.99	0.22	3.33	75,75,75,75	0
86	OHX	A5	3483	7/7	0.98	0.18	3.32	103,103,103,103	7
87	MG	A1	3923	1/1	0.91	0.24	3.32	44,44,44,44	0
86	OHX	A5	3802	7/7	0.86	0.36	3.32	151,151,151,151	7
87	MG	A5	4248	1/1	0.96	0.23	3.31	99,99,99,99	0
87	MG	A1	4424	1/1	0.85	0.31	3.29	50,50,50,50	0
87	MG	A5	4083	1/1	0.78	0.23	3.27	70,70,70,70	0
86	OHX	A5	3405	7/7	0.88	0.31	3.25	118,118,118,118	7
87	MG	A5	3903	1/1	0.92	0.24	3.25	34,34,34,34	0
87	MG	A6	2106	1/1	0.74	0.34	3.21	64,64,64,64	0
87	MG	A1	4200	1/1	0.82	0.27	3.21	71,71,71,71	0
86	OHX	A1	3477	7/7	0.98	0.21	3.21	83,83,83,83	7
86	OHX	A5	3560	7/7	0.95	0.23	3.18	106,106,106,106	7
86	OHX	A5	3542	7/7	0.97	0.23	3.16	103,103,103,103	7
87	MG	DG	302	1/1	0.82	0.43	3.14	65,65,65,65	0
87	MG	A2	2168	1/1	0.65	0.28	3.14	78,78,78,78	0
86	OHX	A5	3715	7/7	0.94	0.23	3.13	100,100,100,100	7

Continued on next page...

Continued from previous page...

Mol	Type	Chain	Res	Atoms	RSCC	RSR	LLDF	B-factors(Å ²)	Q<0.9
86	OHX	A1	3426	7/7	0.99	0.22	3.12	73,73,73,73	0
86	OHX	A5	3662	7/7	0.91	0.24	3.11	148,148,148,148	7
87	MG	A5	4171	1/1	0.88	0.24	3.11	108,108,108,108	0
87	MG	A1	3827	1/1	0.98	0.28	3.11	47,47,47,47	0
86	OHX	A2	1997	7/7	0.93	0.28	3.09	121,121,121,121	7
86	OHX	A8	202	7/7	0.99	0.23	3.08	77,77,77,77	0
87	MG	A1	3980	1/1	0.90	0.31	3.06	38,38,38,38	0
86	OHX	A2	1909	7/7	0.98	0.19	2.98	93,93,93,93	7
87	MG	A5	4118	1/1	0.86	0.26	2.97	57,57,57,57	0
87	MG	A5	4385	1/1	0.74	0.30	2.97	74,74,74,74	0
86	OHX	A5	3796	7/7	0.88	0.26	2.97	176,176,176,176	7
86	OHX	BI	303	7/7	0.61	0.46	2.96	215,215,215,215	7
87	MG	A1	3969	1/1	0.84	0.35	2.96	49,49,49,49	0
87	MG	A6	2110	1/1	0.97	0.26	2.93	65,65,65,65	0
86	OHX	A6	2045	7/7	0.89	0.30	2.93	124,124,124,124	7
86	OHX	A5	3748	7/7	0.81	0.27	2.91	183,183,183,183	7
87	MG	A2	2159	1/1	0.75	0.26	2.91	88,88,88,88	0
87	MG	A5	4148	1/1	0.91	0.26	2.90	75,75,75,75	0
87	MG	A2	2099	1/1	0.83	0.20	2.89	53,53,53,53	0
86	OHX	A5	3646	7/7	0.93	0.20	2.86	135,135,135,135	7
86	OHX	A1	3716	7/7	0.92	0.26	2.85	113,113,113,113	7
86	OHX	A6	2061	7/7	0.79	0.29	2.84	172,172,172,172	7
87	MG	A5	3895	1/1	0.80	0.26	2.84	32,32,32,32	0
87	MG	DA	303	1/1	0.82	0.25	2.83	53,53,53,53	0
86	OHX	A1	3408	7/7	0.99	0.26	2.81	66,66,66,66	0
86	OHX	A1	3582	7/7	0.96	0.23	2.80	92,92,92,92	7
87	MG	A6	2170	1/1	0.95	0.21	2.78	49,49,49,49	0
86	OHX	A5	3713	7/7	0.94	0.24	2.77	122,122,122,122	7
86	OHX	A5	3702	7/7	0.94	0.24	2.74	121,121,121,121	7
86	OHX	A1	3410	7/7	1.00	0.25	2.72	68,68,68,68	0
86	OHX	A6	2094	7/7	0.86	0.19	2.71	180,180,180,180	7
87	MG	A1	3833	1/1	0.89	0.34	2.71	49,49,49,49	0
86	OHX	A1	3801	7/7	0.96	0.32	2.70	125,125,125,125	7
86	OHX	A5	3427	7/7	0.99	0.22	2.69	79,79,79,79	0
87	MG	A5	3982	1/1	0.88	0.23	2.67	52,52,52,52	0
86	OHX	A2	2065	7/7	0.83	0.34	2.66	166,166,166,166	7
86	OHX	A1	3660	7/7	0.91	0.27	2.65	137,137,137,137	7
87	MG	A5	3986	1/1	0.81	0.27	2.64	53,53,53,53	0
86	OHX	A1	3417	7/7	0.99	0.24	2.63	82,82,82,82	0
87	MG	A1	4092	1/1	0.88	0.31	2.62	66,66,66,66	0
86	OHX	A1	3794	7/7	0.88	0.29	2.61	150,150,150,150	7

Continued on next page...

Continued from previous page...

Mol	Type	Chain	Res	Atoms	RSCC	RSR	LLDF	B-factors(Å ²)	Q<0.9
86	OHX	A1	3430	7/7	1.00	0.20	2.60	93,93,93,93	0
86	OHX	A2	2074	7/7	0.83	0.26	2.59	191,191,191,191	7
87	MG	A1	4114	1/1	0.89	0.42	2.59	71,71,71,71	0
86	OHX	A1	3494	7/7	0.97	0.17	2.57	133,133,133,133	0
87	MG	A5	4529	1/1	0.60	0.53	2.57	91,91,91,91	0
87	MG	A1	3896	1/1	0.78	0.25	2.56	40,40,40,40	0
87	MG	A1	3920	1/1	0.60	0.24	2.56	53,53,53,53	0
86	OHX	A5	3438	7/7	0.99	0.23	2.56	91,91,91,91	0
86	OHX	A5	3570	7/7	0.98	0.24	2.54	97,97,97,97	7
86	OHX	A2	2020	7/7	0.94	0.20	2.54	118,118,118,118	7
87	MG	A1	4190	1/1	0.61	0.27	2.54	98,98,98,98	0
87	MG	A5	3999	1/1	0.94	0.25	2.54	32,32,32,32	0
86	OHX	A8	213	7/7	0.88	0.21	2.52	146,146,146,146	7
87	MG	A2	2232	1/1	0.78	0.26	2.52	125,125,125,125	0
86	OHX	A1	3528	7/7	0.98	0.21	2.51	81,81,81,81	7
86	OHX	A6	1961	7/7	0.95	0.24	2.51	132,132,132,132	7
86	OHX	A2	2053	7/7	0.90	0.23	2.51	173,173,173,173	7
86	OHX	A5	3415	7/7	0.99	0.24	2.51	67,67,67,67	0
86	OHX	DD	301	7/7	0.87	0.28	2.49	134,134,134,134	7
86	OHX	A5	3517	7/7	0.98	0.22	2.47	80,80,80,80	7
87	MG	CI	302	1/1	0.89	0.27	2.46	63,63,63,63	0
86	OHX	A2	1998	7/7	0.90	0.27	2.43	135,135,135,135	7
86	OHX	A6	2068	7/7	0.81	0.55	2.41	217,217,217,217	7
87	MG	A2	2195	1/1	0.97	0.24	2.39	90,90,90,90	0
86	OHX	A1	3672	7/7	0.97	0.23	2.36	99,99,99,99	7
86	OHX	A5	3633	7/7	0.92	0.26	2.36	126,126,126,126	7
87	MG	A5	3993	1/1	0.80	0.26	2.34	25,25,25,25	0
87	MG	A1	4488	1/1	0.87	0.29	2.33	73,73,73,73	0
86	OHX	A5	3538	7/7	0.96	0.19	2.32	104,104,104,104	7
86	OHX	A5	3678	7/7	0.94	0.23	2.31	111,111,111,111	7
87	MG	A5	4066	1/1	0.84	0.20	2.30	73,73,73,73	0
86	OHX	A1	3796	7/7	0.79	0.29	2.30	174,174,174,174	7
86	OHX	A5	3658	7/7	0.84	0.32	2.30	141,141,141,141	7
87	MG	A5	4522	1/1	0.82	0.26	2.29	73,73,73,73	0
86	OHX	A5	3553	7/7	0.98	0.24	2.28	75,75,75,75	7
86	OHX	A5	3577	7/7	0.96	0.18	2.27	128,128,128,128	7
86	OHX	A5	3499	7/7	0.98	0.20	2.26	84,84,84,84	7
86	OHX	A5	3665	7/7	0.76	0.23	2.25	184,184,184,184	7
87	MG	A5	3941	1/1	0.82	0.27	2.25	51,51,51,51	0
86	OHX	A1	3671	7/7	0.98	0.23	2.24	96,96,96,96	7
87	MG	A6	2179	1/1	0.74	0.20	2.23	47,47,47,47	0

Continued on next page...

Continued from previous page...

Mol	Type	Chain	Res	Atoms	RSCC	RSR	LLDF	B-factors(Å ²)	Q<0.9
86	OHX	A2	1966	7/7	0.94	0.23	2.23	101,101,101,101	7
86	OHX	A5	3645	7/7	0.95	0.20	2.23	141,141,141,141	7
86	OHX	A5	3794	7/7	0.86	0.20	2.22	179,179,179,179	7
86	OHX	A5	3774	7/7	0.87	0.28	2.21	148,148,148,148	7
87	MG	DJ	202	1/1	0.27	0.28	2.21	81,81,81,81	0
87	MG	A1	3898	1/1	0.62	0.23	2.20	64,64,64,64	0
87	MG	A5	4097	1/1	0.86	0.24	2.20	37,37,37,37	0
87	MG	Dl	101	1/1	0.93	0.48	2.19	112,112,112,112	0
87	MG	A5	3847	1/1	0.85	0.32	2.18	61,61,61,61	0
86	OHX	A1	3498	7/7	0.98	0.23	2.16	89,89,89,89	7
86	OHX	A5	3663	7/7	0.94	0.25	2.16	136,136,136,136	7
86	OHX	A1	3600	7/7	0.95	0.22	2.16	100,100,100,100	7
86	OHX	A1	3652	7/7	0.94	0.26	2.15	115,115,115,115	7
87	MG	A1	4104	1/1	0.34	0.22	2.15	65,65,65,65	0
86	OHX	A5	3419	7/7	0.99	0.24	2.14	79,79,79,79	0
86	OHX	A1	3548	7/7	0.92	0.20	2.14	136,136,136,136	7
86	OHX	A5	3694	7/7	0.94	0.23	2.12	127,127,127,127	7
86	OHX	Dg	201	7/7	0.85	0.37	2.11	153,153,153,153	7
86	OHX	A6	2033	7/7	0.95	0.31	2.10	133,133,133,133	7
86	OHX	A2	1962	7/7	0.97	0.16	2.09	136,136,136,136	7
86	OHX	A5	3724	7/7	0.92	0.26	2.05	124,124,124,124	7
86	OHX	A5	3576	7/7	0.97	0.22	2.05	124,124,124,124	7
86	OHX	A6	1969	7/7	0.98	0.22	2.05	90,90,90,90	7
86	OHX	A6	1988	7/7	0.93	0.22	2.04	138,138,138,138	7
86	OHX	A1	3579	7/7	0.96	0.23	2.04	97,97,97,97	7
87	MG	Df	203	1/1	0.78	0.26	2.03	93,93,93,93	0
86	OHX	A1	3720	7/7	0.93	0.20	2.01	139,139,139,139	7
86	OHX	A1	3758	7/7	0.87	0.22	1.99	139,139,139,139	7
86	OHX	A2	1908	7/7	0.98	0.20	1.99	115,115,115,115	0
87	MG	AI	302	1/1	0.52	0.27	1.98	66,66,66,66	0
86	OHX	A5	3695	7/7	0.94	0.20	1.97	158,158,158,158	7
86	OHX	A5	3418	7/7	0.99	0.26	1.97	77,77,77,77	0
86	OHX	A1	3726	7/7	0.80	0.22	1.97	178,178,178,178	7
86	OHX	A8	209	7/7	0.97	0.18	1.92	130,130,130,130	7
86	OHX	A5	3439	7/7	0.99	0.19	1.91	81,81,81,81	0
86	OHX	A1	3412	7/7	0.99	0.25	1.91	76,76,76,76	0
86	OHX	A5	3455	7/7	0.98	0.20	1.91	100,100,100,100	0
87	MG	BY	201	1/1	0.91	0.24	1.91	56,56,56,56	0
86	OHX	A2	1902	7/7	0.99	0.20	1.91	102,102,102,102	0
87	MG	A1	3915	1/1	0.85	0.23	1.89	32,32,32,32	0
86	OHX	A1	3621	7/7	0.96	0.18	1.89	119,119,119,119	7

Continued on next page...

Continued from previous page...

Mol	Type	Chain	Res	Atoms	RSCC	RSR	LLDF	B-factors(\AA^2)	Q<0.9
86	OHX	A5	3618	7/7	0.96	0.24	1.87	101,101,101,101	7
87	MG	A1	3916	1/1	0.87	0.33	1.87	73,73,73,73	0
86	OHX	A5	3603	7/7	0.96	0.26	1.87	107,107,107,107	7
87	MG	A4	231	1/1	0.78	0.30	1.86	45,45,45,45	0
87	MG	A1	3820	1/1	0.98	0.28	1.86	47,47,47,47	0
86	OHX	A6	1994	7/7	0.94	0.19	1.85	133,133,133,133	7
87	MG	DT	203	1/1	0.53	0.34	1.85	80,80,80,80	0
86	OHX	A5	3670	7/7	0.95	0.22	1.85	109,109,109,109	7
87	MG	A5	3991	1/1	0.89	0.28	1.84	46,46,46,46	0
86	OHX	A4	201	7/7	0.99	0.25	1.82	77,77,77,77	0
86	OHX	A5	3463	7/7	0.98	0.22	1.80	130,130,130,130	0
86	OHX	A5	3693	7/7	0.79	0.27	1.80	181,181,181,181	7
86	OHX	A5	3762	7/7	0.85	0.41	1.79	153,153,153,153	7
86	OHX	A1	3690	7/7	0.86	0.24	1.79	178,178,178,178	7
86	OHX	A5	3701	7/7	0.98	0.23	1.78	57,57,57,57	7
86	OHX	A5	3447	7/7	0.98	0.22	1.77	107,107,107,107	0
86	OHX	A2	2062	7/7	0.87	0.20	1.77	196,196,196,196	7
87	MG	A6	2210	1/1	0.74	0.25	1.76	72,72,72,72	0
87	MG	Aa	201	1/1	0.94	0.58	1.75	82,82,82,82	0
86	OHX	A1	3416	7/7	0.99	0.21	1.74	73,73,73,73	0
86	OHX	A5	3714	7/7	0.95	0.21	1.73	126,126,126,126	7
86	OHX	A1	3422	7/7	0.99	0.20	1.72	78,78,78,78	0
86	OHX	A5	3514	7/7	0.98	0.22	1.72	90,90,90,90	7
87	MG	A5	3976	1/1	0.89	0.23	1.70	43,43,43,43	0
87	MG	A5	4370	1/1	0.80	0.21	1.69	59,59,59,59	0
86	OHX	A1	3777	7/7	0.92	0.26	1.68	137,137,137,137	7
86	OHX	A5	3795	7/7	0.98	0.27	1.68	117,117,117,117	7
87	MG	A1	4287	1/1	0.94	0.27	1.67	61,61,61,61	0
86	OHX	A5	3413	7/7	0.99	0.30	1.67	71,71,71,71	0
86	OHX	A5	3519	7/7	0.98	0.23	1.66	78,78,78,78	7
86	OHX	A6	2028	7/7	0.93	0.26	1.66	136,136,136,136	7
86	OHX	A1	3439	7/7	0.99	0.19	1.66	81,81,81,81	7
86	OHX	A5	3566	7/7	0.96	0.23	1.64	99,99,99,99	7
87	MG	A1	3891	1/1	0.72	0.22	1.64	58,58,58,58	0
87	MG	A6	2146	1/1	0.82	0.25	1.64	49,49,49,49	0
86	OHX	A1	3432	7/7	0.99	0.20	1.63	90,90,90,90	0
86	OHX	A1	3428	7/7	0.99	0.20	1.63	87,87,87,87	0
86	OHX	A1	3544	7/7	0.96	0.20	1.62	96,96,96,96	7
86	OHX	A1	3755	7/7	0.87	0.33	1.60	135,135,135,135	7
86	OHX	A5	3503	7/7	0.98	0.20	1.59	97,97,97,97	7
86	OHX	A5	3536	7/7	0.97	0.20	1.58	97,97,97,97	7
87	MG	A6	2293	1/1	0.53	0.21	1.55	78,78,78,78	0

Continued on next page...

Continued from previous page...

Mol	Type	Chain	Res	Atoms	RSCC	RSR	LLDF	B-factors(\AA^2)	Q<0.9
86	OHX	A5	3462	7/7	0.98	0.19	1.55	102,102,102,102	0
86	OHX	A1	3673	7/7	0.95	0.22	1.54	154,154,154,154	7
87	MG	A6	2249	1/1	0.44	0.21	1.54	71,71,71,71	0
87	MG	A5	4564	1/1	0.91	0.31	1.53	79,79,79,79	0
86	OHX	A5	3627	7/7	0.96	0.24	1.53	80,80,80,80	7
86	OHX	A5	3667	7/7	0.94	0.34	1.53	100,100,100,100	7
87	MG	A1	3998	1/1	0.98	0.24	1.53	28,28,28,28	0
86	OHX	A2	1987	7/7	0.94	0.20	1.53	147,147,147,147	7
86	OHX	A1	3506	7/7	0.96	0.19	1.52	103,103,103,103	7
86	OHX	A1	3458	7/7	0.98	0.17	1.50	111,111,111,111	7
86	OHX	A1	3476	7/7	0.97	0.20	1.49	129,129,129,129	0
86	OHX	A1	3561	7/7	0.96	0.21	1.48	110,110,110,110	7
86	OHX	A5	3420	7/7	0.99	0.23	1.48	74,74,74,74	0
86	OHX	A1	3489	7/7	0.98	0.20	1.48	90,90,90,90	7
86	OHX	A1	3461	7/7	0.99	0.18	1.47	104,104,104,104	0
86	OHX	A1	3427	7/7	1.00	0.19	1.47	86,86,86,86	0
87	MG	A6	2173	1/1	0.72	0.22	1.47	71,71,71,71	0
86	OHX	A5	3543	7/7	0.97	0.21	1.46	109,109,109,109	7
86	OHX	A1	3738	7/7	0.83	0.33	1.45	138,138,138,138	7
86	OHX	A1	3593	7/7	0.96	0.18	1.44	113,113,113,113	7
87	MG	A5	4418	1/1	0.97	0.22	1.44	91,91,91,91	0
87	MG	CG	304	1/1	0.80	0.30	1.42	72,72,72,72	0
86	OHX	A4	215	7/7	0.90	0.20	1.41	175,175,175,175	7
87	MG	Ba	206	1/1	0.94	0.28	1.40	61,61,61,61	0
86	OHX	A1	3589	7/7	0.96	0.24	1.40	97,97,97,97	7
87	MG	A5	4153	1/1	0.76	0.24	1.40	83,83,83,83	0
86	OHX	A6	2040	7/7	0.95	0.25	1.39	87,87,87,87	7
86	OHX	A5	3571	7/7	0.95	0.19	1.38	143,143,143,143	7
86	OHX	A6	1901	7/7	0.99	0.24	1.37	78,78,78,78	0
86	OHX	A7	205	7/7	0.99	0.19	1.37	106,106,106,106	7
86	OHX	A6	1972	7/7	0.97	0.20	1.37	109,109,109,109	7
86	OHX	A5	3454	7/7	0.99	0.18	1.36	103,103,103,103	0
86	OHX	A2	1959	7/7	0.96	0.15	1.33	147,147,147,147	7
86	OHX	A2	1901	7/7	0.99	0.22	1.33	95,95,95,95	0
86	OHX	A1	3757	7/7	0.96	0.27	1.32	73,73,73,73	7
86	OHX	A1	3541	7/7	0.96	0.23	1.31	109,109,109,109	7
87	MG	A2	2146	1/1	0.93	0.27	1.31	71,71,71,71	0
86	OHX	A1	3734	7/7	0.80	0.28	1.31	190,190,190,190	7
86	OHX	A5	3729	7/7	0.94	0.19	1.31	165,165,165,165	7
86	OHX	A1	3645	7/7	0.92	0.27	1.31	102,102,102,102	7
86	OHX	A6	1955	7/7	0.95	0.15	1.30	153,153,153,153	7
86	OHX	A6	1934	7/7	0.97	0.21	1.30	105,105,105,105	7

Continued on next page...

Continued from previous page...

Mol	Type	Chain	Res	Atoms	RSCC	RSR	LLDF	B-factors(\AA^2)	Q<0.9
86	OHX	CP	202	7/7	0.77	0.63	1.29	221,221,221,221	7
86	OHX	A1	3658	7/7	0.95	0.19	1.29	118,118,118,118	7
87	MG	A2	2167	1/1	0.50	0.33	1.28	72,72,72,72	0
86	OHX	A8	208	7/7	0.98	0.19	1.26	115,115,115,115	7
86	OHX	A2	1943	7/7	0.96	0.22	1.26	123,123,123,123	7
86	OHX	A6	2047	7/7	0.88	0.23	1.24	156,156,156,156	7
87	MG	A5	4323	1/1	0.70	0.34	1.22	64,64,64,64	0
87	MG	BP	209	1/1	0.90	0.26	1.22	59,59,59,59	0
86	OHX	A6	1909	7/7	0.98	0.19	1.22	84,84,84,84	0
87	MG	A1	4094	1/1	0.96	0.21	1.22	34,34,34,34	0
86	OHX	A1	3588	7/7	0.97	0.20	1.21	104,104,104,104	7
86	OHX	A6	1980	7/7	0.96	0.22	1.21	133,133,133,133	7
86	OHX	A1	3770	7/7	0.87	0.21	1.21	179,179,179,179	7
86	OHX	A2	1903	7/7	0.98	0.22	1.21	94,94,94,94	0
87	MG	A5	4578	1/1	0.98	0.26	1.21	74,74,74,74	0
86	OHX	A6	2082	7/7	0.85	0.25	1.20	180,180,180,180	7
87	MG	A6	2108	1/1	0.92	0.27	1.20	52,52,52,52	0
87	MG	A1	4401	1/1	0.84	0.26	1.19	69,69,69,69	0
86	OHX	A2	2014	7/7	0.94	0.25	1.19	166,166,166,166	7
86	OHX	A1	3667	7/7	0.94	0.29	1.19	92,92,92,92	7
86	OHX	A1	3488	7/7	0.99	0.18	1.19	109,109,109,109	7
86	OHX	A1	3775	7/7	0.99	0.24	1.18	69,69,69,69	7
87	MG	A5	4411	1/1	0.89	0.29	1.17	94,94,94,94	0
86	OHX	A5	3507	7/7	0.98	0.20	1.15	75,75,75,75	7
86	OHX	A1	3800	7/7	0.91	0.21	1.14	188,188,188,188	7
86	OHX	A8	206	7/7	0.94	0.19	1.11	136,136,136,136	7
86	OHX	A2	2087	7/7	0.77	0.19	1.10	196,196,196,196	7
87	MG	A6	2188	1/1	0.94	0.21	1.10	38,38,38,38	0
86	OHX	A6	1908	7/7	0.99	0.22	1.09	101,101,101,101	0
87	MG	A1	4285	1/1	0.73	0.31	1.08	64,64,64,64	0
86	OHX	A1	3527	7/7	0.97	0.22	1.08	94,94,94,94	7
86	OHX	A2	1941	7/7	0.98	0.17	1.08	117,117,117,117	7
86	OHX	A5	3594	7/7	0.95	0.18	1.08	131,131,131,131	7
87	MG	A1	3881	1/1	0.93	0.23	1.07	39,39,39,39	0
86	OHX	A5	3434	7/7	0.99	0.19	1.07	85,85,85,85	0
87	MG	AC	302	1/1	0.77	0.27	1.07	74,74,74,74	0
86	OHX	A6	2087	7/7	0.74	0.23	1.07	205,205,205,205	7
87	MG	A6	2334	1/1	0.60	0.36	1.07	72,72,72,72	0
86	OHX	A1	3622	7/7	0.98	0.21	1.06	112,112,112,112	7
86	OHX	A2	2061	7/7	0.87	0.31	1.06	142,142,142,142	7
86	OHX	A7	203	7/7	0.97	0.22	1.04	105,105,105,105	7
86	OHX	A1	3472	7/7	0.97	0.18	1.04	109,109,109,109	7

Continued on next page...

Continued from previous page...

Mol	Type	Chain	Res	Atoms	RSCC	RSR	LLDF	B-factors(\AA^2)	Q<0.9
86	OHX	A2	1907	7/7	0.98	0.20	1.04	104,104,104,104	7
86	OHX	A1	3713	7/7	0.95	0.24	1.03	101,101,101,101	7
86	OHX	A5	3550	7/7	0.97	0.21	1.03	119,119,119,119	7
86	OHX	A5	3452	7/7	0.99	0.21	1.02	86,86,86,86	7
86	OHX	A5	3616	7/7	0.97	0.21	1.02	102,102,102,102	7
86	OHX	A5	3528	7/7	0.97	0.16	1.02	163,163,163,163	0
87	MG	A1	4172	1/1	0.97	0.23	1.02	54,54,54,54	0
86	OHX	DI	302	7/7	0.93	0.25	1.01	160,160,160,160	7
86	OHX	A1	3692	7/7	0.94	0.21	1.00	124,124,124,124	7
86	OHX	A1	3490	7/7	0.97	0.19	1.00	126,126,126,126	0
87	MG	CF	302	1/1	0.54	0.25	1.00	73,73,73,73	0
86	OHX	A1	3595	7/7	0.97	0.22	0.99	120,120,120,120	7
86	OHX	DA	302	7/7	0.95	0.33	0.98	157,157,157,157	7
86	OHX	A2	1988	7/7	0.90	0.18	0.97	189,189,189,189	7
86	OHX	A5	3602	7/7	0.95	0.24	0.97	109,109,109,109	7
86	OHX	A5	3807	7/7	0.99	0.21	0.97	107,107,107,107	7
86	OHX	A1	3533	7/7	0.98	0.20	0.96	104,104,104,104	7
86	OHX	BI	302	7/7	0.85	0.29	0.96	177,177,177,177	7
86	OHX	A6	1973	7/7	0.96	0.20	0.96	87,87,87,87	7
86	OHX	A6	2097	7/7	0.84	0.25	0.95	181,181,181,181	7
87	MG	A1	4342	1/1	0.76	0.21	0.94	79,79,79,79	0
86	OHX	A5	3432	7/7	0.99	0.20	0.93	73,73,73,73	0
87	MG	BF	4101	1/1	0.90	0.24	0.93	64,64,64,64	0
86	OHX	A5	3793	7/7	0.88	0.22	0.92	158,158,158,158	7
86	OHX	A2	2015	7/7	0.92	0.20	0.92	138,138,138,138	7
86	OHX	A1	3437	7/7	0.99	0.21	0.91	74,74,74,74	7
86	OHX	DP	201	7/7	0.88	0.34	0.91	155,155,155,155	7
86	OHX	A5	3739	7/7	0.97	0.23	0.90	105,105,105,105	7
86	OHX	A1	3602	7/7	0.96	0.22	0.89	99,99,99,99	7
86	OHX	A5	3612	7/7	0.93	0.19	0.89	147,147,147,147	7
86	OHX	A6	2006	7/7	0.97	0.21	0.89	87,87,87,87	7
86	OHX	A1	3693	7/7	0.97	0.20	0.89	100,100,100,100	7
86	OHX	A5	3466	7/7	0.99	0.20	0.88	120,120,120,120	0
86	OHX	A5	3555	7/7	0.97	0.14	0.88	152,152,152,152	0
86	OHX	A1	3473	7/7	0.98	0.21	0.88	85,85,85,85	7
86	OHX	A5	3417	7/7	0.99	0.26	0.88	72,72,72,72	0
86	OHX	A2	2079	7/7	0.82	0.22	0.86	157,157,157,157	7
86	OHX	A1	3747	7/7	0.94	0.34	0.85	118,118,118,118	7
87	MG	A1	4136	1/1	0.90	0.24	0.85	53,53,53,53	0
86	OHX	A5	3588	7/7	0.96	0.23	0.85	106,106,106,106	7
86	OHX	A1	3615	7/7	0.94	0.20	0.83	139,139,139,139	7
86	OHX	A1	3613	7/7	0.97	0.23	0.82	98,98,98,98	7

Continued on next page...

Continued from previous page...

Mol	Type	Chain	Res	Atoms	RSCC	RSR	LLDF	B-factors(\AA^2)	Q<0.9
87	MG	A2	2139	1/1	0.71	0.19	0.82	81,81,81,81	0
86	OHX	A5	3625	7/7	0.97	0.17	0.81	117,117,117,117	7
86	OHX	A1	3413	7/7	1.00	0.26	0.81	75,75,75,75	0
86	OHX	A5	3717	7/7	0.94	0.50	0.80	108,108,108,108	7
86	OHX	A5	3441	7/7	0.97	0.24	0.80	96,96,96,96	0
86	OHX	A2	2038	7/7	0.93	0.18	0.79	195,195,195,195	7
87	MG	A5	3867	1/1	0.84	0.21	0.79	27,27,27,27	0
86	OHX	A5	3480	7/7	0.98	0.17	0.79	101,101,101,101	7
86	OHX	A5	3653	7/7	0.94	0.25	0.79	130,130,130,130	7
86	OHX	A1	3635	7/7	0.94	0.29	0.78	84,84,84,84	7
86	OHX	A5	3771	7/7	0.87	0.29	0.77	176,176,176,176	7
86	OHX	A1	3748	7/7	0.89	0.20	0.77	163,163,163,163	7
86	OHX	A2	1996	7/7	0.98	0.20	0.76	113,113,113,113	7
86	OHX	A2	1912	7/7	0.98	0.19	0.76	115,115,115,115	0
86	OHX	A5	3684	7/7	0.95	0.20	0.76	122,122,122,122	7
86	OHX	A2	1911	7/7	0.98	0.21	0.75	124,124,124,124	0
86	OHX	A5	3474	7/7	0.99	0.20	0.75	81,81,81,81	7
87	MG	A1	4425	1/1	0.71	0.21	0.75	106,106,106,106	0
86	OHX	A5	3498	7/7	0.98	0.21	0.74	89,89,89,89	7
86	OHX	A6	2036	7/7	0.93	0.24	0.74	122,122,122,122	7
86	OHX	A6	1906	7/7	0.99	0.19	0.73	85,85,85,85	0
86	OHX	A6	2018	7/7	0.93	0.20	0.72	153,153,153,153	7
87	MG	CL	203	1/1	0.89	0.22	0.72	61,61,61,61	0
86	OHX	A5	3809	7/7	0.98	0.23	0.72	91,91,91,91	7
86	OHX	A1	3782	7/7	0.89	0.25	0.71	186,186,186,186	7
86	OHX	A1	3491	7/7	0.99	0.19	0.71	90,90,90,90	7
86	OHX	A2	2072	7/7	0.82	0.38	0.71	207,207,207,207	7
86	OHX	A1	3799	7/7	0.84	0.16	0.71	165,165,165,165	7
86	OHX	A5	3510	7/7	0.97	0.21	0.70	90,90,90,90	7
86	OHX	A6	1928	7/7	0.99	0.20	0.70	73,73,73,73	7
86	OHX	A2	1937	7/7	0.96	0.20	0.70	122,122,122,122	7
87	MG	A6	2177	1/1	0.97	0.23	0.69	79,79,79,79	0
86	OHX	A6	2015	7/7	0.94	0.22	0.69	159,159,159,159	7
86	OHX	A5	3688	7/7	0.83	0.17	0.69	212,212,212,212	7
86	OHX	A6	2093	7/7	0.91	0.20	0.68	149,149,149,149	7
87	MG	A2	2183	1/1	0.89	0.22	0.68	49,49,49,49	0
86	OHX	A1	3708	7/7	0.88	0.18	0.68	158,158,158,158	7
86	OHX	A5	3675	7/7	0.92	0.22	0.68	132,132,132,132	7
86	OHX	A1	3521	7/7	0.98	0.23	0.67	84,84,84,84	7
87	MG	DS	201	1/1	0.96	0.21	0.65	61,61,61,61	0
86	OHX	A5	3687	7/7	0.96	0.21	0.63	109,109,109,109	7
86	OHX	A1	3411	7/7	1.00	0.24	0.63	71,71,71,71	0

Continued on next page...

Continued from previous page...

Mol	Type	Chain	Res	Atoms	RSCC	RSR	LLDF	B-factors(\AA^2)	Q<0.9
86	OHX	A1	3551	7/7	0.98	0.18	0.62	100,100,100,100	7
86	OHX	A6	1978	7/7	0.94	0.18	0.61	146,146,146,146	7
86	OHX	A2	2004	7/7	0.89	0.19	0.61	164,164,164,164	7
86	OHX	BI	304	7/7	0.67	0.36	0.61	193,193,193,193	7
86	OHX	A5	3567	7/7	0.97	0.20	0.60	106,106,106,106	7
87	MG	A5	4054	1/1	0.84	0.24	0.60	71,71,71,71	0
86	OHX	A7	204	7/7	0.99	0.21	0.60	75,75,75,75	7
86	OHX	A2	1965	7/7	0.95	0.20	0.59	138,138,138,138	7
86	OHX	A6	1981	7/7	0.95	0.21	0.59	110,110,110,110	7
86	OHX	A5	3527	7/7	0.98	0.20	0.58	105,105,105,105	7
86	OHX	A8	219	7/7	0.93	0.22	0.58	166,166,166,166	7
87	MG	Ad	104	1/1	0.96	0.23	0.58	65,65,65,65	0
87	MG	A1	3987	1/1	0.57	0.22	0.57	57,57,57,57	0
86	OHX	A6	2043	7/7	0.88	0.20	0.57	156,156,156,156	7
86	OHX	A1	3444	7/7	0.99	0.18	0.57	84,84,84,84	0
86	OHX	A5	3453	7/7	0.99	0.18	0.57	102,102,102,102	0
86	OHX	A2	1905	7/7	1.00	0.19	0.56	88,88,88,88	0
87	MG	CG	303	1/1	0.96	0.30	0.55	54,54,54,54	0
87	MG	DO	203	1/1	0.90	0.27	0.54	58,58,58,58	0
87	MG	A5	4344	1/1	0.80	0.48	0.54	66,66,66,66	0
86	OHX	A5	3506	7/7	0.98	0.19	0.54	102,102,102,102	7
86	OHX	A1	3710	7/7	0.95	0.18	0.54	122,122,122,122	7
87	MG	Cd	102	1/1	0.50	0.24	0.52	75,75,75,75	0
86	OHX	A1	3676	7/7	0.92	0.22	0.52	148,148,148,148	7
86	OHX	A5	3449	7/7	0.99	0.19	0.51	85,85,85,85	7
86	OHX	A1	3450	7/7	0.99	0.19	0.51	95,95,95,95	0
87	MG	DY	202	1/1	0.87	0.24	0.51	55,55,55,55	0
86	OHX	A8	214	7/7	0.96	0.16	0.49	125,125,125,125	7
86	OHX	A5	3549	7/7	0.97	0.20	0.49	107,107,107,107	7
86	OHX	A7	211	7/7	0.95	0.21	0.48	117,117,117,117	7
86	OHX	A5	3431	7/7	0.99	0.20	0.47	83,83,83,83	0
86	OHX	A2	2001	7/7	0.92	0.19	0.44	140,140,140,140	7
86	OHX	A1	3508	7/7	0.98	0.19	0.44	93,93,93,93	7
86	OHX	A5	3776	7/7	0.84	0.24	0.44	184,184,184,184	7
86	OHX	A5	3661	7/7	0.94	0.17	0.44	134,134,134,134	7
86	OHX	A5	3492	7/7	0.99	0.21	0.44	89,89,89,89	7
87	MG	A1	4031	1/1	0.94	0.22	0.44	32,32,32,32	0
86	OHX	A2	2022	7/7	0.95	0.17	0.43	138,138,138,138	7
86	OHX	A1	3524	7/7	0.93	0.20	0.42	139,139,139,139	7
87	MG	A5	3960	1/1	0.79	0.24	0.42	49,49,49,49	0
86	OHX	A1	3803	7/7	0.89	0.17	0.41	196,196,196,196	7
86	OHX	A1	3564	7/7	0.87	0.23	0.40	136,136,136,136	7

Continued on next page...

Continued from previous page...

Mol	Type	Chain	Res	Atoms	RSCC	RSR	LLDF	B-factors(\AA^2)	Q<0.9
86	OHX	A1	3756	7/7	0.88	0.24	0.40	158,158,158,158	7
86	OHX	A5	3759	7/7	0.98	0.20	0.39	80,80,80,80	7
86	OHX	A2	1942	7/7	0.98	0.17	0.39	113,113,113,113	7
86	OHX	A6	1911	7/7	0.99	0.21	0.39	100,100,100,100	0
88	ZN	Bm	202	1/1	0.97	0.18	0.39	56,56,56,56	0
87	MG	A7	226	1/1	0.66	0.19	0.38	74,74,74,74	0
86	OHX	A5	3650	7/7	0.93	0.22	0.38	133,133,133,133	7
86	OHX	A2	1973	7/7	0.96	0.18	0.37	136,136,136,136	7
87	MG	A2	2187	1/1	0.48	0.21	0.37	90,90,90,90	0
86	OHX	A2	1933	7/7	0.98	0.17	0.36	109,109,109,109	7
87	MG	BR	202	1/1	0.88	0.23	0.36	58,58,58,58	0
86	OHX	A5	3551	7/7	0.92	0.17	0.36	142,142,142,142	7
87	MG	A1	4251	1/1	0.88	0.23	0.33	71,71,71,71	0
86	OHX	A5	3622	7/7	0.93	0.18	0.31	136,136,136,136	7
86	OHX	A2	1922	7/7	0.99	0.17	0.31	99,99,99,99	7
86	OHX	A1	3536	7/7	0.96	0.16	0.30	136,136,136,136	7
86	OHX	A5	3655	7/7	0.96	0.27	0.30	124,124,124,124	7
87	MG	A1	4313	1/1	0.45	0.22	0.28	105,105,105,105	0
86	OHX	A1	3487	7/7	0.98	0.21	0.28	94,94,94,94	7
87	MG	A1	4152	1/1	0.95	0.19	0.28	34,34,34,34	0
86	OHX	A5	3563	7/7	0.97	0.20	0.27	98,98,98,98	7
86	OHX	A5	3764	7/7	0.91	0.26	0.27	120,120,120,120	7
86	OHX	A1	3509	7/7	0.98	0.18	0.27	98,98,98,98	7
86	OHX	A2	1921	7/7	0.97	0.19	0.27	113,113,113,113	7
87	MG	A6	2204	1/1	0.84	0.17	0.27	70,70,70,70	0
87	MG	A5	4168	1/1	0.87	0.26	0.26	74,74,74,74	0
86	OHX	A1	3510	7/7	0.98	0.22	0.26	92,92,92,92	7
86	OHX	Db	101	7/7	0.99	0.20	0.26	86,86,86,86	0
86	OHX	DQ	201	7/7	0.89	0.26	0.26	147,147,147,147	7
86	OHX	A5	3595	7/7	0.95	0.19	0.26	125,125,125,125	7
86	OHX	A2	1932	7/7	0.96	0.18	0.25	117,117,117,117	7
86	OHX	A1	3534	7/7	0.97	0.19	0.25	106,106,106,106	7
86	OHX	A1	3525	7/7	0.98	0.21	0.25	101,101,101,101	7
87	MG	A1	4294	1/1	0.92	0.21	0.24	78,78,78,78	0
86	OHX	A5	3737	7/7	0.98	0.21	0.24	75,75,75,75	7
86	OHX	A6	1982	7/7	0.94	0.20	0.23	123,123,123,123	7
86	OHX	A1	3718	7/7	0.98	0.19	0.23	94,94,94,94	7
87	MG	A5	4261	1/1	0.86	0.24	0.23	71,71,71,71	0
86	OHX	A1	3584	7/7	0.98	0.20	0.23	88,88,88,88	7
87	MG	DN	301	1/1	0.91	0.24	0.22	77,77,77,77	0
86	OHX	A2	2052	7/7	0.96	0.24	0.22	117,117,117,117	7
86	OHX	A2	1947	7/7	0.92	0.17	0.22	157,157,157,157	7

Continued on next page...

Continued from previous page...

Mol	Type	Chain	Res	Atoms	RSCC	RSR	LLDF	B-factors(\AA^2)	Q<0.9
86	OHX	A2	2044	7/7	0.91	0.16	0.22	162,162,162,162	7
86	OHX	A2	2003	7/7	0.93	0.23	0.21	147,147,147,147	7
86	OHX	A1	3723	7/7	0.85	0.24	0.21	161,161,161,161	7
86	OHX	A1	3787	7/7	0.90	0.20	0.21	173,173,173,173	7
86	OHX	A5	3524	7/7	0.98	0.20	0.21	92,92,92,92	7
86	OHX	BD	301	7/7	0.93	0.25	0.20	138,138,138,138	7
87	MG	DP	202	1/1	0.94	0.20	0.20	56,56,56,56	0
86	OHX	A5	3494	7/7	0.98	0.18	0.20	97,97,97,97	7
86	OHX	CJ	201	7/7	0.92	0.28	0.19	105,105,105,105	7
86	OHX	A2	1989	7/7	0.96	0.17	0.19	131,131,131,131	7
86	OHX	A5	3421	7/7	0.99	0.23	0.19	81,81,81,81	0
86	OHX	Bb	101	7/7	0.99	0.20	0.19	77,77,77,77	0
86	OHX	A1	3495	7/7	0.99	0.18	0.18	101,101,101,101	7
86	OHX	A1	3503	7/7	0.97	0.17	0.18	111,111,111,111	7
86	OHX	A5	3590	7/7	0.97	0.21	0.17	114,114,114,114	7
86	OHX	A2	1956	7/7	0.95	0.18	0.16	128,128,128,128	7
87	MG	BB	403	1/1	0.87	0.21	0.15	53,53,53,53	0
86	OHX	Bj	102	7/7	0.97	0.21	0.15	102,102,102,102	7
86	OHX	A1	3601	7/7	0.95	0.15	0.15	184,184,184,184	7
86	OHX	A6	1931	7/7	0.99	0.18	0.14	84,84,84,84	7
87	MG	DV	203	1/1	0.97	0.24	0.14	65,65,65,65	0
86	OHX	A4	207	7/7	0.97	0.17	0.14	129,129,129,129	7
86	OHX	A6	1929	7/7	0.97	0.17	0.14	128,128,128,128	0
86	OHX	A5	3445	7/7	0.99	0.19	0.14	73,73,73,73	0
86	OHX	A6	1933	7/7	0.97	0.20	0.12	104,104,104,104	7
87	MG	BO	202	1/1	0.62	0.20	0.10	77,77,77,77	0
87	MG	BA	303	1/1	0.90	0.25	0.10	30,30,30,30	0
86	OHX	A1	3581	7/7	0.98	0.23	0.10	73,73,73,73	7
86	OHX	A2	1919	7/7	0.99	0.17	0.09	106,106,106,106	7
86	OHX	A6	1930	7/7	0.98	0.17	0.09	120,120,120,120	7
86	OHX	A2	1976	7/7	0.97	0.15	0.07	139,139,139,139	7
86	OHX	A1	3475	7/7	0.98	0.20	0.07	98,98,98,98	7
86	OHX	A7	209	7/7	0.95	0.20	0.07	115,115,115,115	7
86	OHX	A1	3433	7/7	0.99	0.19	0.06	85,85,85,85	0
86	OHX	A1	3418	7/7	0.99	0.21	0.06	81,81,81,81	0
86	OHX	A1	3480	7/7	0.99	0.21	0.06	96,96,96,96	7
86	OHX	A5	3501	7/7	0.98	0.17	0.05	106,106,106,106	7
87	MG	A5	4040	1/1	0.72	0.24	0.04	46,46,46,46	0
86	OHX	A5	3610	7/7	0.96	0.14	0.04	161,161,161,161	7
87	MG	A6	2215	1/1	0.70	0.18	0.02	56,56,56,56	0
86	OHX	A1	3552	7/7	0.96	0.20	0.02	115,115,115,115	7
86	OHX	A5	3624	7/7	0.93	0.27	0.02	82,82,82,82	7

Continued on next page...

Continued from previous page...

Mol	Type	Chain	Res	Atoms	RSCC	RSR	LLDF	B-factors(Å ²)	Q<0.9
86	OHX	A6	1997	7/7	0.96	0.19	0.01	125,125,125,125	7
86	OHX	A6	2069	7/7	0.85	0.17	0.01	206,206,206,206	7
86	OHX	A5	3523	7/7	0.99	0.21	0.01	79,79,79,79	7
86	OHX	A5	3599	7/7	0.97	0.17	0.00	120,120,120,120	7
86	OHX	A1	3646	7/7	0.95	0.21	0.00	110,110,110,110	7
86	OHX	A5	3740	7/7	0.95	0.21	0.00	155,155,155,155	7
87	MG	A6	2184	1/1	0.61	0.20	-0.00	67,67,67,67	0
86	OHX	A1	3545	7/7	0.98	0.19	-0.01	78,78,78,78	7
86	OHX	A5	3509	7/7	0.98	0.19	-0.01	97,97,97,97	7
86	OHX	A5	3554	7/7	0.98	0.20	-0.01	130,130,130,130	7
87	MG	A1	3917	1/1	0.85	0.19	-0.01	31,31,31,31	0
87	MG	A5	4446	1/1	0.88	0.20	-0.02	64,64,64,64	0
86	OHX	A1	3419	7/7	0.99	0.20	-0.02	76,76,76,76	0
86	OHX	A1	3449	7/7	0.99	0.19	-0.02	99,99,99,99	0
86	OHX	A2	1923	7/7	0.99	0.16	-0.02	110,110,110,110	7
86	OHX	A5	3778	7/7	0.81	0.20	-0.03	153,153,153,153	7
87	MG	A6	2140	1/1	0.72	0.23	-0.03	61,61,61,61	0
86	OHX	A2	2027	7/7	0.93	0.16	-0.03	166,166,166,166	7
86	OHX	A1	3493	7/7	0.97	0.16	-0.03	148,148,148,148	0
87	MG	A5	4218	1/1	0.79	0.22	-0.04	57,57,57,57	0
86	OHX	A2	1964	7/7	0.98	0.18	-0.04	135,135,135,135	7
87	MG	A5	4580	1/1	0.76	0.19	-0.04	82,82,82,82	0
86	OHX	A6	2073	7/7	0.81	0.22	-0.04	186,186,186,186	7
86	OHX	A6	1921	7/7	0.99	0.19	-0.04	92,92,92,92	7
86	OHX	A1	3578	7/7	0.97	0.20	-0.04	112,112,112,112	7
87	MG	BO	208	1/1	0.89	0.24	-0.05	75,75,75,75	0
87	MG	A5	3831	1/1	0.75	0.19	-0.06	37,37,37,37	0
86	OHX	BB	401	7/7	0.94	0.19	-0.06	111,111,111,111	7
86	OHX	A6	2003	7/7	0.93	0.20	-0.07	177,177,177,177	7
86	OHX	A2	1979	7/7	0.94	0.21	-0.07	121,121,121,121	7
86	OHX	A2	1915	7/7	0.97	0.17	-0.07	109,109,109,109	7
87	MG	A5	4235	1/1	0.80	0.23	-0.07	75,75,75,75	0
86	OHX	A2	1990	7/7	0.97	0.17	-0.08	105,105,105,105	7
86	OHX	A5	3495	7/7	0.98	0.20	-0.08	92,92,92,92	7
86	OHX	A5	3797	7/7	0.91	0.23	-0.08	130,130,130,130	7
86	OHX	A1	3567	7/7	0.99	0.19	-0.09	88,88,88,88	7
86	OHX	A5	3430	7/7	1.00	0.18	-0.09	80,80,80,80	0
86	OHX	A4	203	7/7	0.98	0.19	-0.10	93,93,93,93	7
86	OHX	A5	3511	7/7	0.99	0.15	-0.10	142,142,142,142	0
86	OHX	A5	3473	7/7	0.99	0.20	-0.11	82,82,82,82	7
86	OHX	A1	3454	7/7	0.98	0.18	-0.11	106,106,106,106	7
87	MG	A2	2143	1/1	0.93	0.23	-0.12	82,82,82,82	0

Continued on next page...

Continued from previous page...

Mol	Type	Chain	Res	Atoms	RSCC	RSR	LLDF	B-factors(\AA^2)	Q<0.9
86	OHX	A1	3479	7/7	0.97	0.19	-0.12	117,117,117,117	7
86	OHX	A5	3750	7/7	0.85	0.22	-0.12	199,199,199,199	7
88	ZN	Ad	105	1/1	0.97	0.18	-0.13	83,83,83,83	0
86	OHX	A5	3723	7/7	0.94	0.18	-0.13	180,180,180,180	7
87	MG	A1	4034	1/1	0.85	0.18	-0.13	46,46,46,46	0
86	OHX	A5	3592	7/7	0.98	0.20	-0.13	102,102,102,102	7
86	OHX	A5	3465	7/7	0.98	0.20	-0.13	91,91,91,91	7
86	OHX	A5	3544	7/7	0.96	0.21	-0.14	97,97,97,97	7
86	OHX	A5	3476	7/7	0.98	0.17	-0.14	103,103,103,103	7
86	OHX	A5	3539	7/7	0.98	0.19	-0.14	125,125,125,125	7
87	MG	A1	3841	1/1	0.85	0.20	-0.14	47,47,47,47	0
86	OHX	A5	3631	7/7	0.96	0.24	-0.14	89,89,89,89	7
87	MG	A5	4415	1/1	0.87	0.28	-0.14	75,75,75,75	0
86	OHX	A1	3546	7/7	0.96	0.19	-0.15	106,106,106,106	7
87	MG	A3	226	1/1	0.88	0.21	-0.15	69,69,69,69	0
86	OHX	A6	1913	7/7	0.99	0.17	-0.15	91,91,91,91	0
86	OHX	A1	3538	7/7	0.97	0.20	-0.16	105,105,105,105	7
86	OHX	A5	3534	7/7	0.98	0.20	-0.16	92,92,92,92	7
86	OHX	A1	3681	7/7	0.86	0.18	-0.16	146,146,146,146	7
86	OHX	A1	3570	7/7	0.97	0.19	-0.16	100,100,100,100	7
87	MG	A1	4307	1/1	0.82	0.24	-0.17	71,71,71,71	0
86	OHX	A6	1917	7/7	0.99	0.19	-0.17	100,100,100,100	7
87	MG	A5	4318	1/1	0.43	0.15	-0.18	83,83,83,83	0
86	OHX	A5	3529	7/7	0.97	0.20	-0.18	93,93,93,93	7
86	OHX	A5	3632	7/7	0.97	0.20	-0.18	106,106,106,106	7
87	MG	CZ	201	1/1	0.82	0.21	-0.18	74,74,74,74	0
86	OHX	A1	3539	7/7	0.95	0.21	-0.18	103,103,103,103	7
87	MG	A2	2231	1/1	0.57	0.32	-0.19	75,75,75,75	0
86	OHX	A5	3668	7/7	0.94	0.20	-0.19	163,163,163,163	7
86	OHX	A6	2020	7/7	0.97	0.20	-0.20	88,88,88,88	7
86	OHX	A1	3501	7/7	0.97	0.19	-0.20	94,94,94,94	7
86	OHX	A5	3504	7/7	0.98	0.18	-0.20	101,101,101,101	7
86	OHX	CI	301	7/7	0.88	0.17	-0.20	172,172,172,172	7
86	OHX	A5	3440	7/7	1.00	0.21	-0.22	63,63,63,63	7
86	OHX	A6	2053	7/7	0.90	0.20	-0.22	123,123,123,123	7
86	OHX	A5	3425	7/7	0.99	0.22	-0.22	72,72,72,72	0
86	OHX	A2	2056	7/7	0.94	0.23	-0.22	130,130,130,130	7
86	OHX	A1	3459	7/7	0.98	0.21	-0.22	86,86,86,86	7
86	OHX	A1	3492	7/7	0.99	0.16	-0.22	98,98,98,98	7
86	OHX	A1	3636	7/7	0.94	0.16	-0.22	148,148,148,148	7
86	OHX	A5	3640	7/7	0.96	0.15	-0.23	147,147,147,147	7
86	OHX	A1	3448	7/7	0.99	0.18	-0.23	85,85,85,85	7

Continued on next page...

Continued from previous page...

Mol	Type	Chain	Res	Atoms	RSCC	RSR	LLDF	B-factors(Å ²)	Q<0.9
86	OHX	A1	3656	7/7	0.96	0.19	-0.24	114,114,114,114	7
87	MG	Ca	201	1/1	0.73	0.28	-0.24	67,67,67,67	0
87	MG	A1	4218	1/1	0.92	0.18	-0.24	69,69,69,69	0
86	OHX	A6	1991	7/7	0.89	0.23	-0.25	149,149,149,149	7
86	OHX	A5	3491	7/7	0.98	0.18	-0.25	106,106,106,106	7
86	OHX	A1	3711	7/7	0.91	0.17	-0.26	155,155,155,155	7
86	OHX	A2	1940	7/7	0.97	0.18	-0.26	100,100,100,100	7
86	OHX	A5	3526	7/7	0.98	0.19	-0.26	85,85,85,85	7
86	OHX	CG	302	7/7	0.85	0.29	-0.26	197,197,197,197	7
86	OHX	A1	3496	7/7	0.99	0.20	-0.26	97,97,97,97	7
87	MG	A5	4247	1/1	0.79	0.18	-0.26	64,64,64,64	0
86	OHX	A5	3442	7/7	0.99	0.18	-0.26	85,85,85,85	0
87	MG	A1	4209	1/1	0.95	0.17	-0.27	76,76,76,76	0
86	OHX	A5	3540	7/7	0.96	0.19	-0.27	119,119,119,119	7
86	OHX	A2	1984	7/7	0.96	0.19	-0.28	108,108,108,108	7
86	OHX	Do	201	7/7	0.98	0.22	-0.28	89,89,89,89	7
86	OHX	A8	204	7/7	0.97	0.20	-0.29	101,101,101,101	7
87	MG	A1	4324	1/1	0.77	0.20	-0.29	79,79,79,79	0
86	OHX	A5	3604	7/7	0.96	0.20	-0.29	113,113,113,113	7
86	OHX	A1	3603	7/7	0.98	0.17	-0.29	136,136,136,136	7
86	OHX	A6	1979	7/7	0.95	0.18	-0.30	116,116,116,116	7
86	OHX	A1	3425	7/7	0.99	0.20	-0.30	85,85,85,85	0
86	OHX	A5	3520	7/7	0.98	0.20	-0.30	113,113,113,113	7
86	OHX	A5	3619	7/7	0.97	0.20	-0.32	119,119,119,119	7
87	MG	A1	4011	1/1	0.75	0.23	-0.33	50,50,50,50	0
86	OHX	A6	1974	7/7	0.96	0.19	-0.33	116,116,116,116	7
86	OHX	A1	3557	7/7	0.95	0.18	-0.34	121,121,121,121	7
86	OHX	A1	3781	7/7	0.91	0.28	-0.34	122,122,122,122	7
86	OHX	A6	2039	7/7	0.89	0.17	-0.34	168,168,168,168	7
86	OHX	A6	2011	7/7	0.97	0.19	-0.34	120,120,120,120	7
86	OHX	A1	3684	7/7	0.91	0.15	-0.34	143,143,143,143	7
86	OHX	A1	3674	7/7	0.91	0.19	-0.35	159,159,159,159	7
86	OHX	A1	3783	7/7	0.86	0.21	-0.35	152,152,152,152	7
86	OHX	A6	2038	7/7	0.95	0.18	-0.35	169,169,169,169	7
86	OHX	A6	1956	7/7	0.98	0.16	-0.35	130,130,130,130	7
86	OHX	A7	207	7/7	0.95	0.17	-0.35	145,145,145,145	7
86	OHX	A5	3644	7/7	0.92	0.29	-0.35	135,135,135,135	7
86	OHX	A5	3620	7/7	0.95	0.20	-0.36	113,113,113,113	7
86	OHX	A5	3634	7/7	0.94	0.17	-0.36	130,130,130,130	7
86	OHX	De	201	7/7	0.98	0.21	-0.36	91,91,91,91	7
87	MG	Ba	203	1/1	0.74	0.22	-0.36	70,70,70,70	0
86	OHX	A1	3435	7/7	0.99	0.18	-0.36	85,85,85,85	0

Continued on next page...

Continued from previous page...

Mol	Type	Chain	Res	Atoms	RSCC	RSR	LLDF	B-factors(\AA^2)	Q<0.9
87	MG	A1	4080	1/1	0.84	0.17	-0.36	60,60,60,60	0
86	OHX	A6	1996	7/7	0.94	0.16	-0.36	148,148,148,148	7
86	OHX	A5	3496	7/7	0.98	0.20	-0.37	73,73,73,73	7
86	OHX	Bf	201	7/7	0.98	0.21	-0.37	85,85,85,85	7
86	OHX	A2	1935	7/7	0.97	0.18	-0.38	120,120,120,120	7
88	ZN	Bj	111	1/1	0.99	0.17	-0.38	44,44,44,44	0
86	OHX	A5	3489	7/7	0.98	0.20	-0.38	88,88,88,88	7
86	OHX	A1	3469	7/7	0.98	0.18	-0.38	122,122,122,122	0
86	OHX	Cd	101	7/7	0.98	0.18	-0.38	135,135,135,135	7
86	OHX	DV	201	7/7	0.96	0.16	-0.38	126,126,126,126	7
86	OHX	A2	1955	7/7	0.97	0.17	-0.39	123,123,123,123	7
86	OHX	A6	1910	7/7	0.99	0.17	-0.39	84,84,84,84	0
87	MG	CI	303	1/1	0.84	0.20	-0.39	62,62,62,62	0
86	OHX	A5	3589	7/7	0.96	0.20	-0.39	93,93,93,93	7
86	OHX	DB	401	7/7	0.98	0.20	-0.39	98,98,98,98	7
86	OHX	A5	3450	7/7	1.00	0.19	-0.39	76,76,76,76	7
86	OHX	A1	3717	7/7	0.96	0.19	-0.39	141,141,141,141	7
86	OHX	A2	1904	7/7	0.99	0.17	-0.40	99,99,99,99	0
87	MG	A5	3892	1/1	0.91	0.20	-0.40	45,45,45,45	0
86	OHX	BT	201	7/7	0.99	0.21	-0.40	78,78,78,78	0
87	MG	A5	3839	1/1	0.64	0.19	-0.40	48,48,48,48	0
88	ZN	Cd	103	1/1	0.97	0.17	-0.41	71,71,71,71	0
86	OHX	A2	1986	7/7	0.96	0.17	-0.42	124,124,124,124	7
86	OHX	A5	3710	7/7	0.92	0.18	-0.43	132,132,132,132	7
86	OHX	A5	3444	7/7	0.99	0.18	-0.43	74,74,74,74	7
86	OHX	A6	1920	7/7	0.99	0.19	-0.43	87,87,87,87	7
86	OHX	A1	3483	7/7	0.98	0.20	-0.45	103,103,103,103	7
86	OHX	A5	3446	7/7	0.98	0.20	-0.45	82,82,82,82	0
87	MG	BA	304	1/1	0.90	0.20	-0.46	62,62,62,62	0
86	OHX	A2	1975	7/7	0.97	0.14	-0.46	141,141,141,141	7
86	OHX	A5	3451	7/7	0.99	0.18	-0.46	81,81,81,81	7
87	MG	A1	4071	1/1	0.71	0.20	-0.46	71,71,71,71	0
86	OHX	A1	3647	7/7	0.96	0.16	-0.47	129,129,129,129	7
87	MG	A1	4096	1/1	0.91	0.23	-0.47	80,80,80,80	0
86	OHX	A4	206	7/7	0.97	0.17	-0.47	104,104,104,104	7
87	MG	A6	2245	1/1	0.60	0.18	-0.47	82,82,82,82	0
86	OHX	A6	2079	7/7	0.90	0.17	-0.48	161,161,161,161	7
86	OHX	A1	3445	7/7	0.99	0.17	-0.48	81,81,81,81	0
86	OHX	A6	1964	7/7	0.97	0.18	-0.48	132,132,132,132	7
86	OHX	A1	3526	7/7	0.99	0.17	-0.49	126,126,126,126	7
86	OHX	A6	1918	7/7	0.99	0.18	-0.49	100,100,100,100	0
86	OHX	A8	211	7/7	0.93	0.23	-0.49	135,135,135,135	7

Continued on next page...

Continued from previous page...

Mol	Type	Chain	Res	Atoms	RSCC	RSR	LLDF	B-factors(\AA^2)	Q<0.9
86	OHX	A5	3636	7/7	0.97	0.15	-0.49	111,111,111,111	7
86	OHX	A6	1915	7/7	0.99	0.19	-0.50	87,87,87,87	7
86	OHX	B6	201	7/7	0.98	0.19	-0.50	97,97,97,97	7
86	OHX	A3	207	7/7	0.95	0.15	-0.50	167,167,167,167	7
86	OHX	A1	3627	7/7	0.94	0.18	-0.51	130,130,130,130	7
86	OHX	A2	2076	7/7	0.87	0.14	-0.51	185,185,185,185	7
86	OHX	A5	3516	7/7	0.98	0.20	-0.51	89,89,89,89	7
86	OHX	A1	3703	7/7	0.97	0.20	-0.51	93,93,93,93	7
86	OHX	CP	201	7/7	0.93	0.14	-0.51	177,177,177,177	7
86	OHX	A2	2080	7/7	0.84	0.12	-0.51	191,191,191,191	7
86	OHX	AL	201	7/7	0.97	0.17	-0.53	119,119,119,119	7
86	OHX	A3	204	7/7	0.99	0.16	-0.53	125,125,125,125	7
86	OHX	A2	2013	7/7	0.96	0.19	-0.53	116,116,116,116	7
86	OHX	A2	1946	7/7	0.93	0.17	-0.55	156,156,156,156	7
86	OHX	A2	2023	7/7	0.96	0.14	-0.55	136,136,136,136	7
86	OHX	A3	205	7/7	0.97	0.17	-0.55	113,113,113,113	7
86	OHX	A2	2025	7/7	0.88	0.14	-0.55	219,219,219,219	7
86	OHX	A1	3423	7/7	0.99	0.18	-0.55	75,75,75,75	0
86	OHX	A1	3709	7/7	0.82	0.19	-0.55	176,176,176,176	7
86	OHX	A6	2001	7/7	0.96	0.17	-0.56	149,149,149,149	7
86	OHX	A6	1946	7/7	0.99	0.17	-0.56	105,105,105,105	7
86	OHX	A8	212	7/7	0.91	0.19	-0.57	172,172,172,172	7
86	OHX	A6	2004	7/7	0.95	0.19	-0.57	105,105,105,105	7
86	OHX	BC	401	7/7	0.95	0.21	-0.57	130,130,130,130	7
86	OHX	A5	3615	7/7	0.93	0.19	-0.58	147,147,147,147	7
86	OHX	Dj	104	7/7	0.98	0.18	-0.58	105,105,105,105	7
86	OHX	A2	2007	7/7	0.97	0.21	-0.58	146,146,146,146	7
86	OHX	A6	1957	7/7	0.98	0.14	-0.58	144,144,144,144	7
86	OHX	A2	1945	7/7	0.96	0.14	-0.58	140,140,140,140	7
86	OHX	A6	1923	7/7	0.99	0.18	-0.58	76,76,76,76	7
86	OHX	BB	402	7/7	0.84	0.23	-0.59	173,173,173,173	7
86	OHX	A1	3583	7/7	0.96	0.17	-0.59	147,147,147,147	7
86	OHX	A2	1920	7/7	0.99	0.16	-0.59	115,115,115,115	7
86	OHX	A2	1948	7/7	0.98	0.17	-0.59	108,108,108,108	7
86	OHX	A2	1927	7/7	0.98	0.17	-0.59	115,115,115,115	7
86	OHX	A6	1919	7/7	0.98	0.17	-0.59	104,104,104,104	7
86	OHX	A2	1910	7/7	0.99	0.18	-0.59	104,104,104,104	0
86	OHX	A5	3546	7/7	0.97	0.16	-0.60	132,132,132,132	7
86	OHX	A2	1924	7/7	0.99	0.17	-0.62	111,111,111,111	7
86	OHX	A5	3579	7/7	0.97	0.18	-0.62	105,105,105,105	7
86	OHX	A6	2070	7/7	0.93	0.17	-0.63	139,139,139,139	7
86	OHX	A2	1972	7/7	0.98	0.17	-0.63	138,138,138,138	7

Continued on next page...

Continued from previous page...

Mol	Type	Chain	Res	Atoms	RSCC	RSR	LLDF	B-factors(\AA^2)	Q<0.9
86	OHX	A6	1987	7/7	0.97	0.18	-0.63	113,113,113,113	7
87	MG	A5	3852	1/1	0.72	0.23	-0.63	49,49,49,49	0
86	OHX	A2	1913	7/7	0.99	0.18	-0.63	129,129,129,129	0
86	OHX	A6	1958	7/7	0.97	0.16	-0.63	133,133,133,133	7
86	OHX	A5	3568	7/7	0.96	0.20	-0.64	103,103,103,103	7
86	OHX	A6	1948	7/7	0.98	0.17	-0.64	114,114,114,114	7
86	OHX	A5	3487	7/7	0.98	0.18	-0.64	94,94,94,94	7
86	OHX	A6	2019	7/7	0.96	0.18	-0.64	127,127,127,127	7
86	OHX	A1	3507	7/7	0.99	0.19	-0.64	75,75,75,75	7
86	OHX	A6	1914	7/7	0.99	0.17	-0.65	111,111,111,111	0
88	ZN	Dj	105	1/1	0.99	0.17	-0.65	48,48,48,48	0
86	OHX	A1	3446	7/7	0.99	0.20	-0.65	79,79,79,79	7
86	OHX	A5	3479	7/7	0.99	0.17	-0.65	110,110,110,110	0
86	OHX	A1	3576	7/7	0.98	0.18	-0.66	83,83,83,83	7
86	OHX	A5	3437	7/7	0.99	0.19	-0.66	83,83,83,83	0
86	OHX	Bj	101	7/7	0.96	0.18	-0.67	100,100,100,100	7
87	MG	A2	2181	1/1	0.54	0.17	-0.67	79,79,79,79	0
86	OHX	A1	3644	7/7	0.97	0.15	-0.68	139,139,139,139	7
86	OHX	A1	3443	7/7	0.99	0.19	-0.68	76,76,76,76	0
86	OHX	A3	208	7/7	0.96	0.19	-0.68	126,126,126,126	7
86	OHX	A2	2019	7/7	0.87	0.17	-0.70	174,174,174,174	7
86	OHX	A5	3471	7/7	0.99	0.17	-0.70	90,90,90,90	7
86	OHX	A5	3493	7/7	0.96	0.20	-0.70	102,102,102,102	7
86	OHX	A6	1935	7/7	0.98	0.17	-0.70	102,102,102,102	7
86	OHX	A5	3564	7/7	0.97	0.13	-0.71	143,143,143,143	7
86	OHX	DB	402	7/7	0.90	0.19	-0.71	145,145,145,145	7
86	OHX	A1	3424	7/7	0.99	0.18	-0.71	81,81,81,81	0
86	OHX	A8	203	7/7	0.98	0.15	-0.71	111,111,111,111	7
86	OHX	A7	206	7/7	0.98	0.17	-0.71	115,115,115,115	7
86	OHX	A6	1989	7/7	0.94	0.19	-0.71	122,122,122,122	7
86	OHX	A6	1962	7/7	0.94	0.18	-0.72	126,126,126,126	7
86	OHX	A5	3758	7/7	0.88	0.20	-0.72	167,167,167,167	7
86	OHX	A2	1925	7/7	0.99	0.12	-0.73	138,138,138,138	0
86	OHX	A1	3760	7/7	0.95	0.18	-0.73	136,136,136,136	7
86	OHX	A5	3626	7/7	0.95	0.18	-0.74	147,147,147,147	7
86	OHX	A1	3605	7/7	0.97	0.13	-0.74	166,166,166,166	7
87	MG	A1	3914	1/1	0.70	0.19	-0.74	73,73,73,73	0
87	MG	Ch	301	1/1	0.92	0.18	-0.75	44,44,44,44	0
86	OHX	A5	3601	7/7	0.98	0.18	-0.75	96,96,96,96	7
87	MG	A1	3908	1/1	0.80	0.18	-0.75	64,64,64,64	0
86	OHX	A5	3448	7/7	0.99	0.19	-0.75	93,93,93,93	0
86	OHX	A1	3573	7/7	0.95	0.18	-0.75	120,120,120,120	7

Continued on next page...

Continued from previous page...

Mol	Type	Chain	Res	Atoms	RSCC	RSR	LLDF	B-factors(Å ²)	Q<0.9
86	OHX	A1	3466	7/7	0.99	0.18	-0.77	90,90,90,90	7
86	OHX	A6	1963	7/7	0.96	0.18	-0.77	103,103,103,103	7
86	OHX	A1	3556	7/7	0.97	0.18	-0.77	128,128,128,128	7
86	OHX	A2	1914	7/7	0.99	0.17	-0.77	92,92,92,92	7
86	OHX	A2	1918	7/7	0.98	0.18	-0.78	99,99,99,99	7
86	OHX	A1	3463	7/7	0.98	0.15	-0.78	110,110,110,110	7
86	OHX	A5	3692	7/7	0.96	0.15	-0.78	170,170,170,170	7
86	OHX	A1	3471	7/7	0.98	0.17	-0.78	107,107,107,107	7
87	MG	Dg	202	1/1	0.92	0.15	-0.79	50,50,50,50	0
86	OHX	A5	3747	7/7	0.91	0.20	-0.80	160,160,160,160	7
86	OHX	A5	3725	7/7	0.88	0.18	-0.80	171,171,171,171	7
86	OHX	A1	3590	7/7	0.95	0.14	-0.80	135,135,135,135	7
86	OHX	A1	3502	7/7	0.98	0.19	-0.82	78,78,78,78	7
86	OHX	A5	3456	7/7	0.98	0.18	-0.82	85,85,85,85	7
86	OHX	A1	3515	7/7	0.98	0.17	-0.83	115,115,115,115	7
87	MG	A8	227	1/1	0.94	0.19	-0.83	65,65,65,65	0
86	OHX	A1	3558	7/7	0.95	0.17	-0.83	139,139,139,139	7
86	OHX	A1	3547	7/7	0.96	0.19	-0.83	99,99,99,99	7
86	OHX	A5	3532	7/7	0.88	0.17	-0.83	164,164,164,164	7
86	OHX	A1	3455	7/7	0.99	0.17	-0.84	100,100,100,100	0
87	MG	A5	3930	1/1	0.96	0.18	-0.85	29,29,29,29	0
88	ZN	Bo	205	1/1	0.66	0.14	-0.85	209,209,209,209	0
86	OHX	A5	3766	7/7	0.90	0.13	-0.85	173,173,173,173	7
87	MG	Ch	302	1/1	0.96	0.18	-0.85	53,53,53,53	0
86	OHX	A5	3679	7/7	0.94	0.15	-0.85	174,174,174,174	7
86	OHX	A1	3767	7/7	0.95	0.19	-0.86	158,158,158,158	7
86	OHX	A6	2000	7/7	0.96	0.19	-0.87	128,128,128,128	7
86	OHX	A6	1922	7/7	0.98	0.16	-0.87	108,108,108,108	0
86	OHX	A2	1969	7/7	0.96	0.15	-0.87	144,144,144,144	7
86	OHX	A1	3620	7/7	0.96	0.16	-0.87	139,139,139,139	7
86	OHX	A2	2041	7/7	0.89	0.15	-0.87	184,184,184,184	7
86	OHX	A5	3711	7/7	0.87	0.19	-0.88	164,164,164,164	7
86	OHX	A5	3635	7/7	0.96	0.14	-0.88	147,147,147,147	7
86	OHX	A5	3606	7/7	0.97	0.18	-0.88	130,130,130,130	7
86	OHX	Ad	101	7/7	0.96	0.17	-0.89	130,130,130,130	7
86	OHX	A5	3628	7/7	0.95	0.18	-0.90	129,129,129,129	7
86	OHX	A2	1916	7/7	0.98	0.17	-0.91	110,110,110,110	7
86	OHX	A5	3403	7/7	0.91	0.19	-0.92	171,171,171,171	7
86	OHX	CB	301	7/7	0.89	0.18	-0.93	162,162,162,162	7
86	OHX	A5	3512	7/7	0.98	0.16	-0.93	111,111,111,111	7
86	OHX	A5	3497	7/7	0.99	0.17	-0.93	81,81,81,81	7
87	MG	A1	4030	1/1	0.91	0.19	-0.93	37,37,37,37	0

Continued on next page...

Continued from previous page...

Mol	Type	Chain	Res	Atoms	RSCC	RSR	LLDF	B-factors(\AA^2)	Q<0.9
86	OHX	A2	2002	7/7	0.94	0.11	-0.93	169,169,169,169	7
86	OHX	BI	301	7/7	0.98	0.20	-0.94	94,94,94,94	7
88	ZN	Dm	202	1/1	1.00	0.19	-0.94	41,41,41,41	0
86	OHX	A1	3513	7/7	0.98	0.18	-0.95	101,101,101,101	7
86	OHX	A1	3436	7/7	1.00	0.18	-0.95	69,69,69,69	7
87	MG	A1	4000	1/1	0.98	0.19	-0.95	18,18,18,18	0
86	OHX	A1	3478	7/7	0.98	0.17	-0.95	112,112,112,112	7
87	MG	DS	202	1/1	0.90	0.19	-0.95	75,75,75,75	0
86	OHX	BN	301	7/7	0.98	0.19	-0.96	116,116,116,116	7
86	OHX	A6	1998	7/7	0.95	0.14	-0.96	147,147,147,147	7
86	OHX	A1	3467	7/7	0.99	0.18	-0.96	91,91,91,91	7
87	MG	A1	3835	1/1	0.90	0.18	-0.98	41,41,41,41	0
86	OHX	A2	2026	7/7	0.96	0.15	-0.98	140,140,140,140	7
86	OHX	A5	3597	7/7	0.97	0.20	-0.98	95,95,95,95	7
86	OHX	A2	2006	7/7	0.94	0.15	-0.99	162,162,162,162	7
86	OHX	A4	205	7/7	0.98	0.16	-0.99	122,122,122,122	7
87	MG	A5	3829	1/1	0.87	0.18	-1.00	35,35,35,35	0
86	OHX	DI	301	7/7	0.94	0.20	-1.00	118,118,118,118	7
87	MG	A5	4036	1/1	0.83	0.17	-1.00	60,60,60,60	0
86	OHX	A6	1951	7/7	0.97	0.17	-1.00	115,115,115,115	7
86	OHX	A1	3585	7/7	0.96	0.16	-1.00	122,122,122,122	7
87	MG	A1	4191	1/1	0.91	0.17	-1.00	58,58,58,58	0
86	OHX	A2	2040	7/7	0.94	0.12	-1.01	171,171,171,171	7
86	OHX	A1	3520	7/7	0.95	0.18	-1.02	129,129,129,129	7
86	OHX	A1	3537	7/7	0.98	0.17	-1.02	119,119,119,119	7
86	OHX	A6	1992	7/7	0.97	0.14	-1.02	125,125,125,125	7
86	OHX	A6	1925	7/7	0.98	0.16	-1.02	112,112,112,112	7
86	OHX	A6	1983	7/7	0.98	0.17	-1.04	133,133,133,133	7
87	MG	Bg	201	1/1	0.87	0.17	-1.04	63,63,63,63	0
86	OHX	A1	3499	7/7	0.99	0.19	-1.06	83,83,83,83	7
86	OHX	A5	3469	7/7	0.99	0.17	-1.06	107,107,107,107	7
87	MG	CQ	201	1/1	0.89	0.14	-1.07	75,75,75,75	0
86	OHX	A5	3436	7/7	0.99	0.19	-1.07	82,82,82,82	0
87	MG	A6	2198	1/1	0.88	0.17	-1.07	49,49,49,49	0
86	OHX	BO	201	7/7	0.99	0.18	-1.07	97,97,97,97	7
86	OHX	A6	1984	7/7	0.93	0.14	-1.07	174,174,174,174	7
86	OHX	A1	3704	7/7	0.89	0.15	-1.07	176,176,176,176	7
86	OHX	A6	2025	7/7	0.88	0.14	-1.07	161,161,161,161	7
86	OHX	CY	202	7/7	0.96	0.15	-1.08	130,130,130,130	7
87	MG	A5	3947	1/1	0.88	0.18	-1.08	40,40,40,40	0
88	ZN	Dp	104	1/1	0.97	0.15	-1.08	79,79,79,79	0
86	OHX	A1	3438	7/7	0.99	0.19	-1.09	91,91,91,91	7

Continued on next page...

Continued from previous page...

Mol	Type	Chain	Res	Atoms	RSCC	RSR	LLDF	B-factors(Å ²)	Q<0.9
86	OHX	CY	201	7/7	0.98	0.17	-1.09	121,121,121,121	7
86	OHX	A2	1974	7/7	0.97	0.12	-1.10	170,170,170,170	7
86	OHX	A1	3452	7/7	0.99	0.17	-1.11	81,81,81,81	7
86	OHX	A5	3638	7/7	0.95	0.18	-1.12	135,135,135,135	7
86	OHX	A2	2081	7/7	0.91	0.16	-1.12	199,199,199,199	7
86	OHX	A5	3485	7/7	0.99	0.18	-1.12	85,85,85,85	7
87	MG	BI	306	1/1	0.97	0.18	-1.13	32,32,32,32	0
86	OHX	A1	3598	7/7	0.97	0.15	-1.13	139,139,139,139	7
86	OHX	A5	3443	7/7	0.99	0.18	-1.14	75,75,75,75	7
88	ZN	Bp	501	1/1	0.98	0.13	-1.14	68,68,68,68	0
86	OHX	A2	1977	7/7	0.97	0.12	-1.14	174,174,174,174	7
87	MG	A5	4046	1/1	0.89	0.16	-1.15	39,39,39,39	0
86	OHX	A1	3403	7/7	0.94	0.14	-1.15	169,169,169,169	7
86	OHX	A2	1949	7/7	0.97	0.15	-1.15	135,135,135,135	7
87	MG	A1	4217	1/1	0.63	0.17	-1.15	57,57,57,57	0
86	OHX	A2	2050	7/7	0.86	0.19	-1.15	181,181,181,181	7
86	OHX	A5	3468	7/7	0.99	0.20	-1.16	75,75,75,75	7
86	OHX	A1	3587	7/7	0.96	0.14	-1.17	147,147,147,147	7
86	OHX	A1	3594	7/7	0.97	0.13	-1.17	144,144,144,144	7
86	OHX	A6	1949	7/7	0.98	0.17	-1.17	102,102,102,102	7
86	OHX	A5	3484	7/7	0.99	0.17	-1.18	99,99,99,99	7
88	ZN	Af	202	1/1	0.98	0.12	-1.18	113,113,113,113	0
86	OHX	CL	201	7/7	0.95	0.17	-1.19	134,134,134,134	7
87	MG	A1	4348	1/1	0.89	0.16	-1.20	73,73,73,73	0
86	OHX	A1	3715	7/7	0.96	0.18	-1.20	120,120,120,120	7
87	MG	A6	2256	1/1	0.95	0.19	-1.21	73,73,73,73	0
87	MG	A1	3826	1/1	0.81	0.19	-1.21	51,51,51,51	0
86	OHX	A6	2031	6/7	0.90	0.12	-1.21	195,195,195,195	6
86	OHX	A6	2078	7/7	0.89	0.15	-1.22	185,185,185,185	7
86	OHX	A1	3678	7/7	0.91	0.16	-1.23	186,186,186,186	7
86	OHX	A2	1963	7/7	0.97	0.14	-1.23	129,129,129,129	7
86	OHX	A6	1924	7/7	0.99	0.17	-1.25	83,83,83,83	7
86	OHX	A5	3697	7/7	0.96	0.14	-1.25	167,167,167,167	7
86	OHX	A5	3426	7/7	0.99	0.19	-1.25	67,67,67,67	0
86	OHX	A5	3470	7/7	0.99	0.15	-1.26	118,118,118,118	0
86	OHX	Dh	201	7/7	0.98	0.17	-1.26	129,129,129,129	7
86	OHX	A1	3653	7/7	0.98	0.12	-1.26	153,153,153,153	7
86	OHX	DO	201	7/7	0.98	0.20	-1.27	93,93,93,93	7
86	OHX	A5	3720	7/7	0.96	0.17	-1.27	101,101,101,101	7
86	OHX	AI	301	7/7	0.94	0.13	-1.28	156,156,156,156	7
88	ZN	Cf	501	1/1	0.83	0.17	-1.29	152,152,152,152	0
87	MG	A2	2164	1/1	0.93	0.16	-1.29	74,74,74,74	0

Continued on next page...

Continued from previous page...

Mol	Type	Chain	Res	Atoms	RSCC	RSR	LLDF	B-factors(\AA^2)	Q<0.9
86	OHX	A2	1917	7/7	0.98	0.17	-1.30	111,111,111,111	7
88	ZN	Do	203	1/1	0.73	0.15	-1.30	181,181,181,181	0
86	OHX	A6	2027	7/7	0.97	0.12	-1.30	189,189,189,189	7
86	OHX	A5	3435	7/7	0.99	0.17	-1.31	70,70,70,70	0
86	OHX	Df	201	7/7	0.98	0.18	-1.31	99,99,99,99	7
86	OHX	A5	3515	7/7	0.97	0.16	-1.32	121,121,121,121	7
86	OHX	A1	3611	7/7	0.98	0.18	-1.32	96,96,96,96	7
86	OHX	A6	1926	7/7	0.99	0.19	-1.32	82,82,82,82	7
87	MG	Dq	401	1/1	0.64	0.12	-1.33	81,81,81,81	0
86	OHX	A5	3582	7/7	0.98	0.20	-1.34	95,95,95,95	7
86	OHX	A1	3631	7/7	0.97	0.14	-1.35	141,141,141,141	7
87	MG	BI	308	1/1	0.97	0.16	-1.37	57,57,57,57	0
87	MG	A1	3875	1/1	0.80	0.15	-1.37	60,60,60,60	0
86	OHX	A5	3569	7/7	0.98	0.17	-1.37	110,110,110,110	7
86	OHX	A1	3523	7/7	0.98	0.17	-1.38	111,111,111,111	7
86	OHX	A5	3530	7/7	0.99	0.17	-1.39	105,105,105,105	7
86	OHX	A1	3543	7/7	0.97	0.15	-1.41	137,137,137,137	7
86	OHX	Ag	401	7/7	0.95	0.14	-1.41	167,167,167,167	7
86	OHX	A6	1990	7/7	0.94	0.17	-1.42	177,177,177,177	7
86	OHX	A6	1947	7/7	0.95	0.17	-1.42	134,134,134,134	7
86	OHX	A6	1943	7/7	0.98	0.18	-1.43	106,106,106,106	7
86	OHX	A1	3540	7/7	0.97	0.14	-1.43	141,141,141,141	7
86	OHX	A2	1991	7/7	0.98	0.14	-1.44	113,113,113,113	7
86	OHX	A6	2084	7/7	0.92	0.15	-1.44	196,196,196,196	7
87	MG	AS	201	1/1	0.88	0.11	-1.45	105,105,105,105	0
88	ZN	Ca	202	1/1	0.99	0.12	-1.45	73,73,73,73	0
86	OHX	A5	3500	7/7	0.98	0.18	-1.46	88,88,88,88	7
86	OHX	A6	2075	7/7	0.89	0.13	-1.47	194,194,194,194	7
86	OHX	A5	3760	7/7	0.89	0.11	-1.48	202,202,202,202	7
86	OHX	A1	3431	7/7	1.00	0.18	-1.48	89,89,89,89	0
86	OHX	A6	1953	7/7	0.98	0.12	-1.48	136,136,136,136	7
87	MG	A4	224	1/1	0.95	0.18	-1.50	30,30,30,30	0
86	OHX	A6	1993	7/7	0.97	0.17	-1.50	129,129,129,129	7
86	OHX	A1	3586	7/7	0.94	0.18	-1.50	117,117,117,117	7
86	OHX	A2	2008	7/7	0.96	0.17	-1.51	135,135,135,135	7
86	OHX	A5	3677	7/7	0.98	0.18	-1.52	113,113,113,113	7
86	OHX	BP	202	7/7	0.94	0.14	-1.52	139,139,139,139	7
86	OHX	A1	3457	7/7	0.99	0.18	-1.53	97,97,97,97	7
86	OHX	A5	3505	7/7	0.98	0.16	-1.53	94,94,94,94	7
86	OHX	A1	3481	7/7	0.99	0.18	-1.55	97,97,97,97	7
86	OHX	A3	202	7/7	0.98	0.16	-1.55	103,103,103,103	7
87	MG	A2	2200	1/1	0.83	0.16	-1.56	88,88,88,88	0

Continued on next page...

Continued from previous page...

Mol	Type	Chain	Res	Atoms	RSCC	RSR	LLDF	B-factors(\AA^2)	Q<0.9
86	OHX	A1	3626	7/7	0.97	0.15	-1.58	162,162,162,162	7
86	OHX	A2	1951	7/7	0.98	0.13	-1.58	126,126,126,126	7
86	OHX	A1	3440	7/7	0.99	0.17	-1.59	86,86,86,86	0
86	OHX	Cg	401	7/7	0.93	0.14	-1.59	182,182,182,182	7
87	MG	Af	201	1/1	0.80	0.13	-1.60	88,88,88,88	0
87	MG	A1	3905	1/1	0.98	0.16	-1.60	19,19,19,19	0
86	OHX	A5	3486	7/7	0.99	0.18	-1.63	75,75,75,75	7
86	OHX	A1	3434	7/7	1.00	0.17	-1.64	72,72,72,72	7
86	OHX	DC	401	7/7	0.95	0.16	-1.64	148,148,148,148	7
87	MG	A5	3885	1/1	0.82	0.18	-1.66	58,58,58,58	0
86	OHX	A5	3545	7/7	0.98	0.17	-1.67	133,133,133,133	7
86	OHX	A1	3695	7/7	0.94	0.13	-1.68	163,163,163,163	7
86	OHX	A1	3485	7/7	0.99	0.16	-1.68	113,113,113,113	7
87	MG	A5	3911	1/1	0.84	0.16	-1.68	82,82,82,82	0
86	OHX	A5	3812	7/7	0.97	0.13	-1.69	135,135,135,135	7
87	MG	A1	4168	1/1	0.94	0.16	-1.69	44,44,44,44	0
86	OHX	AP	201	7/7	0.90	0.16	-1.70	196,196,196,196	7
87	MG	A5	4074	1/1	0.93	0.18	-1.71	51,51,51,51	0
87	MG	CS	203	1/1	0.63	0.12	-1.72	71,71,71,71	0
86	OHX	A6	2049	7/7	0.92	0.14	-1.74	175,175,175,175	7
86	OHX	A2	1958	7/7	0.97	0.16	-1.74	139,139,139,139	7
86	OHX	A1	3575	7/7	0.97	0.15	-1.75	120,120,120,120	7
86	OHX	A1	3617	7/7	0.97	0.14	-1.76	144,144,144,144	7
86	OHX	A1	3517	7/7	0.99	0.15	-1.78	99,99,99,99	7
87	MG	A1	4073	1/1	0.80	0.13	-1.79	57,57,57,57	0
86	OHX	A2	2059	7/7	0.92	0.11	-1.80	183,183,183,183	7
87	MG	A5	4143	1/1	0.90	0.16	-1.80	70,70,70,70	0
87	MG	A1	3834	1/1	0.92	0.10	-1.80	44,44,44,44	0
86	OHX	A2	1967	7/7	0.97	0.16	-1.81	120,120,120,120	7
87	MG	A1	4032	1/1	0.93	0.18	-1.81	46,46,46,46	0
87	MG	A2	2135	1/1	0.58	0.12	-1.82	54,54,54,54	0
86	OHX	A2	1938	7/7	0.98	0.15	-1.83	111,111,111,111	7
87	MG	A5	3830	1/1	0.91	0.19	-1.83	39,39,39,39	0
86	OHX	A3	206	7/7	0.96	0.14	-1.84	140,140,140,140	7
86	OHX	A1	3632	7/7	0.96	0.10	-1.85	170,170,170,170	7
86	OHX	A1	3634	7/7	0.95	0.15	-1.87	133,133,133,133	7
86	OHX	A5	3477	7/7	0.98	0.16	-1.97	108,108,108,108	7
86	OHX	A2	1950	7/7	0.98	0.13	-1.97	122,122,122,122	7
86	OHX	CG	301	7/7	0.95	0.13	-1.99	147,147,147,147	7
87	MG	A2	2244	1/1	0.96	0.14	-2.05	99,99,99,99	0
87	MG	CE	301	1/1	0.81	0.16	-2.06	57,57,57,57	0
86	OHX	A5	3753	7/7	0.88	0.12	-2.12	207,207,207,207	7

Continued on next page...

Continued from previous page...

Mol	Type	Chain	Res	Atoms	RSCC	RSR	LLDF	B-factors(Å ²)	Q<0.9
86	OHX	A2	1981	7/7	0.98	0.14	-2.16	132,132,132,132	7
86	OHX	A1	3638	7/7	0.95	0.16	-2.16	141,141,141,141	7
87	MG	A2	2185	1/1	0.80	0.14	-2.17	72,72,72,72	0
86	OHX	A8	205	7/7	0.98	0.14	-2.18	107,107,107,107	7
86	OHX	A1	3654	7/7	0.97	0.12	-2.18	149,149,149,149	7
87	MG	A6	2111	1/1	0.86	0.12	-2.19	51,51,51,51	0
87	MG	A5	3846	1/1	0.96	0.17	-2.19	37,37,37,37	0
86	OHX	A1	3688	7/7	0.91	0.13	-2.19	181,181,181,181	7
86	OHX	A6	2052	7/7	0.81	0.14	-2.20	211,211,211,211	7
86	OHX	A1	3751	7/7	0.92	0.14	-2.23	189,189,189,189	7
87	MG	A5	4204	1/1	0.94	0.12	-2.24	56,56,56,56	0
86	OHX	DH	201	7/7	0.94	0.14	-2.25	142,142,142,142	7
86	OHX	A5	3557	7/7	0.94	0.16	-2.25	154,154,154,154	7
86	OHX	A6	1954	7/7	0.97	0.13	-2.28	141,141,141,141	7
86	OHX	A2	1983	7/7	0.92	0.14	-2.29	166,166,166,166	7
88	ZN	Aa	202	1/1	0.96	0.11	-2.31	92,92,92,92	0
86	OHX	A1	3486	7/7	0.99	0.15	-2.31	92,92,92,92	7
86	OHX	A5	3722	7/7	0.95	0.14	-2.33	164,164,164,164	7
86	OHX	A6	2022	7/7	0.93	0.14	-2.34	145,145,145,145	7
86	OHX	A1	3629	7/7	0.94	0.18	-2.34	128,128,128,128	7
87	MG	A6	2216	1/1	0.81	0.13	-2.36	64,64,64,64	0
86	OHX	A6	2014	7/7	0.95	0.16	-2.40	144,144,144,144	7
87	MG	CY	204	1/1	0.88	0.14	-2.41	56,56,56,56	0
86	OHX	A5	3741	7/7	0.89	0.14	-2.42	185,185,185,185	7
86	OHX	A6	2024	7/7	0.92	0.15	-2.43	156,156,156,156	7
86	OHX	A6	1945	7/7	0.99	0.13	-2.44	148,148,148,148	0
87	MG	A2	2151	1/1	0.92	0.15	-2.44	49,49,49,49	0
86	OHX	A1	3686	7/7	0.92	0.13	-2.44	204,204,204,204	7
87	MG	A1	4306	1/1	0.86	0.13	-2.45	68,68,68,68	0
86	OHX	A5	3457	7/7	0.99	0.17	-2.48	86,86,86,86	7
86	OHX	A3	203	7/7	0.98	0.16	-2.49	118,118,118,118	7
86	OHX	A5	3781	7/7	0.86	0.14	-2.51	199,199,199,199	7
87	MG	A6	2193	1/1	0.87	0.16	-2.57	75,75,75,75	0
87	MG	A5	4048	1/1	0.92	0.11	-2.60	34,34,34,34	0
87	MG	A5	3840	1/1	0.76	0.15	-2.66	26,26,26,26	0
86	OHX	A1	3482	7/7	0.98	0.17	-2.76	106,106,106,106	7
86	OHX	A1	3420	7/7	1.00	0.19	-2.81	69,69,69,69	0
86	OHX	A5	3537	7/7	0.98	0.15	-2.86	115,115,115,115	7
87	MG	A1	3893	1/1	0.93	0.19	-2.94	26,26,26,26	0
87	MG	A5	4113	1/1	0.90	0.17	-2.96	39,39,39,39	0
87	MG	A5	3842	1/1	0.97	0.08	-3.01	34,34,34,34	0
87	MG	A5	4035	1/1	0.75	0.14	-3.04	39,39,39,39	0

Continued on next page...

Continued from previous page...

Mol	Type	Chain	Res	Atoms	RSCC	RSR	LLDF	B-factors(Å ²)	Q<0.9
87	MG	A5	3832	1/1	0.93	0.10	-3.07	35,35,35,35	0
86	OHX	A1	3675	7/7	0.93	0.14	-3.09	169,169,169,169	7
86	OHX	A1	3565	7/7	0.98	0.14	-3.09	127,127,127,127	7
86	OHX	A6	1960	7/7	0.98	0.15	-3.10	120,120,120,120	7
87	MG	A2	2138	1/1	0.90	0.13	-3.12	56,56,56,56	0
87	MG	A5	3902	1/1	0.82	0.15	-3.13	31,31,31,31	0
86	OHX	A6	1968	7/7	0.97	0.16	-3.15	101,101,101,101	7
86	OHX	A1	3568	7/7	0.98	0.14	-3.18	133,133,133,133	7
87	MG	A8	221	1/1	0.87	0.16	-3.29	33,33,33,33	0
87	MG	A5	3913	1/1	0.91	0.12	-3.36	68,68,68,68	0
86	OHX	A1	3659	7/7	0.95	0.16	-3.38	156,156,156,156	7
87	MG	A1	4170	1/1	0.85	0.13	-3.46	50,50,50,50	0
86	OHX	A5	3731	7/7	0.92	0.13	-3.53	138,138,138,138	7
86	OHX	A4	210	7/7	0.97	0.11	-3.60	131,131,131,131	7
87	MG	A5	3828	1/1	0.96	0.10	-3.69	34,34,34,34	0
87	MG	A1	4120	1/1	0.92	0.17	-3.80	26,26,26,26	0
86	OHX	A5	3600	7/7	0.97	0.12	-3.88	133,133,133,133	7
87	MG	A6	2302	1/1	0.82	0.17	-3.88	108,108,108,108	0
86	OHX	A2	1985	7/7	0.97	0.14	-3.89	144,144,144,144	7
87	MG	A2	2132	1/1	0.83	0.10	-3.90	77,77,77,77	0
86	OHX	A1	3816	7/7	0.97	0.10	-3.91	150,150,150,150	7
87	MG	A1	4195	1/1	0.85	0.13	-3.92	83,83,83,83	0
86	OHX	A5	3593	7/7	0.95	0.15	-3.94	134,134,134,134	7
86	OHX	A4	214	7/7	0.95	0.15	-3.96	167,167,167,167	7
87	MG	A5	4098	1/1	0.89	0.14	-3.97	55,55,55,55	0
86	OHX	A6	2044	7/7	0.92	0.14	-4.12	178,178,178,178	7
87	MG	A5	3825	1/1	0.96	0.16	-4.12	29,29,29,29	0
87	MG	A5	4407	1/1	0.89	0.12	-4.15	95,95,95,95	0
87	MG	A1	4100	1/1	0.92	0.14	-4.21	34,34,34,34	0
87	MG	A1	4035	1/1	0.71	0.12	-4.41	59,59,59,59	0
87	MG	A1	4067	1/1	0.90	0.15	-4.54	66,66,66,66	0
87	MG	A2	2101	1/1	0.74	0.12	-4.56	59,59,59,59	0
87	MG	A5	4141	1/1	0.95	0.11	-4.71	66,66,66,66	0
87	MG	A1	4280	1/1	0.89	0.11	-4.80	51,51,51,51	0
87	MG	A5	4033	1/1	0.87	0.12	-4.86	31,31,31,31	0
87	MG	A1	3865	1/1	0.96	0.10	-5.16	31,31,31,31	0
87	MG	A1	3825	1/1	0.86	0.16	-5.63	47,47,47,47	0
87	MG	A5	4236	1/1	0.95	0.14	-5.97	19,19,19,19	0
86	OHX	A2	2009	7/7	0.95	0.11	-6.22	144,144,144,144	7
86	OHX	A6	2030	7/7	0.94	0.11	-6.47	170,170,170,170	7
87	MG	A1	3853	1/1	0.87	0.11	-6.80	43,43,43,43	0
87	MG	A6	2207	1/1	0.83	0.12	-7.50	57,57,57,57	0

Continued on next page...

Continued from previous page...

Mol	Type	Chain	Res	Atoms	RSCC	RSR	LLDF	B-factors(\AA^2)	Q<0.9
87	MG	A6	2213	1/1	0.86	0.11	-11.18	65,65,65,65	0
87	MG	A4	227	1/1	0.93	0.10	-12.30	53,53,53,53	0
87	MG	A1	4040	1/1	0.92	0.11	-16.67	40,40,40,40	0
87	MG	A5	4101	1/1	0.87	0.18	-	64,64,64,64	0
86	OHX	A1	3753	7/7	0.71	0.97	-	243,243,243,243	7
86	OHX	A2	2070	7/7	0.84	0.18	-	202,202,202,202	7
86	OHX	A5	3547	7/7	0.95	0.24	-	104,104,104,104	7
87	MG	A1	4507	1/1	0.69	0.30	-	90,90,90,90	0
87	MG	A5	4413	1/1	0.88	0.14	-	80,80,80,80	0
86	OHX	A2	2084	7/7	0.83	0.18	-	183,183,183,183	7
87	MG	A5	4375	1/1	0.66	0.82	-	65,65,65,65	0
87	MG	A1	4171	1/1	0.89	0.18	-	79,79,79,79	0
87	MG	A4	248	1/1	0.97	0.34	-	114,114,114,114	0
87	MG	BP	205	1/1	0.90	0.24	-	53,53,53,53	0
86	OHX	A2	1993	7/7	0.97	0.11	-	159,159,159,159	7
86	OHX	A2	2058	7/7	0.84	0.29	-	201,201,201,201	7
87	MG	A1	4451	1/1	0.70	0.44	-	75,75,75,75	0
86	OHX	A1	3792	7/7	0.83	0.58	-	213,213,213,213	7
87	MG	A6	2220	1/1	0.85	0.13	-	91,91,91,91	0
86	OHX	A1	3606	7/7	0.94	0.17	-	132,132,132,132	7
86	OHX	A2	1939	7/7	0.97	0.15	-	144,144,144,144	7
87	MG	A2	2173	1/1	0.87	0.16	-	82,82,82,82	0
87	MG	A5	4371	1/1	0.83	0.23	-	90,90,90,90	0
87	MG	A1	4219	1/1	0.75	0.16	-	85,85,85,85	0
86	OHX	A6	1966	7/7	0.97	0.20	-	92,92,92,92	7
87	MG	A5	4061	1/1	0.93	0.23	-	83,83,83,83	0
86	OHX	A1	3474	7/7	0.99	0.18	-	92,92,92,92	7
87	MG	A1	4162	1/1	0.84	0.35	-	79,79,79,79	0
87	MG	A5	4222	1/1	0.84	0.30	-	75,75,75,75	0
87	MG	A1	4311	1/1	0.92	0.23	-	92,92,92,92	0
87	MG	A6	2224	1/1	0.82	0.12	-	47,47,47,47	0
87	MG	A1	4398	1/1	0.79	0.28	-	49,49,49,49	0
86	OHX	CN	201	7/7	0.86	0.22	-	174,174,174,174	7
87	MG	A1	4399	1/1	0.81	0.54	-	85,85,85,85	0
87	MG	Dp	101	1/1	0.92	0.17	-	54,54,54,54	0
87	MG	A5	4386	1/1	0.91	0.23	-	65,65,65,65	0
87	MG	A5	4000	1/1	0.80	0.44	-	53,53,53,53	0
87	MG	A1	4149	1/1	0.74	0.17	-	74,74,74,74	0
86	OHX	A1	3451	7/7	0.99	0.17	-	105,105,105,105	0
87	MG	A1	3849	1/1	0.97	0.38	-	56,56,56,56	0
87	MG	A1	4116	1/1	0.83	0.39	-	65,65,65,65	0
86	OHX	A1	3685	7/7	0.93	0.15	-	150,150,150,150	7

Continued on next page...

Continued from previous page...

Mol	Type	Chain	Res	Atoms	RSCC	RSR	LLDF	B-factors(\AA^2)	Q<0.9
87	MG	A6	2238	1/1	0.79	0.19	-	73,73,73,73	0
87	MG	A1	4038	1/1	0.75	0.22	-	89,89,89,89	0
87	MG	A1	4480	1/1	0.72	0.55	-	91,91,91,91	0
87	MG	A5	4419	1/1	0.68	0.28	-	65,65,65,65	0
87	MG	BL	203	1/1	0.81	0.21	-	61,61,61,61	0
86	OHX	A1	3806	7/7	0.92	0.25	-	198,198,198,198	7
87	MG	A6	2330	1/1	0.82	0.35	-	80,80,80,80	0
86	OHX	A5	3608	7/7	0.96	0.15	-	125,125,125,125	7
87	MG	BP	206	1/1	0.88	0.19	-	86,86,86,86	0
86	OHX	A5	3629	7/7	0.95	0.25	-	100,100,100,100	7
87	MG	A5	4131	1/1	0.66	0.23	-	85,85,85,85	0
87	MG	A6	2267	1/1	0.70	0.24	-	72,72,72,72	0
86	OHX	A5	3552	7/7	0.98	0.16	-	138,138,138,138	7
87	MG	A1	4260	1/1	0.76	0.23	-	75,75,75,75	0
87	MG	A5	3834	1/1	0.87	0.44	-	59,59,59,59	0
87	MG	A5	3969	1/1	0.97	0.41	-	37,37,37,37	0
86	OHX	A5	3823	7/7	0.83	0.12	-	225,225,225,225	7
87	MG	A6	2153	1/1	0.93	0.39	-	54,54,54,54	0
87	MG	A1	4081	1/1	0.96	0.15	-	56,56,56,56	0
87	MG	A2	2219	1/1	0.29	0.24	-	93,93,93,93	0
87	MG	A6	2240	1/1	0.59	0.21	-	95,95,95,95	0
87	MG	A5	4335	1/1	0.72	0.35	-	94,94,94,94	0
87	MG	A1	4185	1/1	0.94	0.24	-	65,65,65,65	0
87	MG	A2	2213	1/1	0.90	0.21	-	107,107,107,107	0
87	MG	A1	3837	1/1	0.87	0.27	-	68,68,68,68	0
87	MG	A2	2093	1/1	0.90	0.25	-	47,47,47,47	0
87	MG	A5	4458	1/1	0.86	0.64	-	76,76,76,76	0
87	MG	A5	3959	1/1	0.91	0.40	-	61,61,61,61	0
87	MG	A5	4427	1/1	0.82	0.47	-	102,102,102,102	0
87	MG	A1	4299	1/1	-0.05	0.41	-	84,84,84,84	0
87	MG	A5	4544	1/1	0.79	0.38	-	79,79,79,79	0
87	MG	BR	204	1/1	0.81	0.35	-	67,67,67,67	0
87	MG	A2	2192	1/1	0.93	0.31	-	66,66,66,66	0
87	MG	A1	4046	1/1	0.93	0.41	-	50,50,50,50	0
86	OHX	A5	3770	7/7	0.77	0.29	-	198,198,198,198	7
87	MG	A1	4197	1/1	0.86	0.16	-	74,74,74,74	0
87	MG	A5	4462	1/1	0.94	0.64	-	83,83,83,83	0
87	MG	A6	2195	1/1	0.67	0.32	-	93,93,93,93	0
86	OHX	A5	3656	7/7	0.90	0.20	-	169,169,169,169	7
87	MG	A1	4281	1/1	0.66	0.23	-	74,74,74,74	0
86	OHX	A2	1929	7/7	0.99	0.19	-	90,90,90,90	7
87	MG	A4	226	1/1	0.75	0.34	-	70,70,70,70	0

Continued on next page...

Continued from previous page...

Mol	Type	Chain	Res	Atoms	RSCC	RSR	LLDF	B-factors(\AA^2)	Q<0.9
87	MG	A4	234	1/1	0.72	0.31	-	74,74,74,74	0
87	MG	A6	2150	1/1	0.98	0.41	-	48,48,48,48	0
86	OHX	A5	3703	7/7	0.94	0.21	-	123,123,123,123	7
86	OHX	A1	3612	7/7	0.97	0.15	-	146,146,146,146	7
87	MG	A1	4413	1/1	0.96	0.24	-	106,106,106,106	0
87	MG	A1	4352	1/1	0.83	0.20	-	93,93,93,93	0
87	MG	A5	4095	1/1	0.76	0.27	-	79,79,79,79	0
87	MG	A6	2255	1/1	0.39	0.30	-	81,81,81,81	0
87	MG	A6	2105	1/1	0.76	0.22	-	78,78,78,78	0
87	MG	A5	4563	1/1	0.86	0.35	-	89,89,89,89	0
87	MG	A6	2298	1/1	0.94	0.09	-	77,77,77,77	0
87	MG	A1	4464	1/1	0.78	0.26	-	63,63,63,63	0
87	MG	A1	3889	1/1	0.86	0.43	-	74,74,74,74	0
87	MG	A1	4453	1/1	0.79	1.12	-	114,114,114,114	0
87	MG	A1	4482	1/1	0.93	0.16	-	129,129,129,129	0
87	MG	A2	2134	1/1	0.89	0.17	-	74,74,74,74	0
87	MG	A6	2218	1/1	0.77	0.23	-	53,53,53,53	0
87	MG	A2	2172	1/1	0.72	0.22	-	69,69,69,69	0
86	OHX	A6	2096	7/7	0.94	0.19	-	156,156,156,156	7
86	OHX	A5	3596	7/7	0.97	0.25	-	84,84,84,84	7
87	MG	A1	4438	1/1	0.87	0.47	-	82,82,82,82	0
87	MG	A5	4524	1/1	0.86	0.17	-	85,85,85,85	0
87	MG	A1	4228	1/1	0.38	0.33	-	82,82,82,82	0
86	OHX	A1	3721	7/7	0.91	0.18	-	153,153,153,153	7
86	OHX	A1	3694	7/7	0.95	0.21	-	131,131,131,131	7
86	OHX	A1	3776	7/7	0.90	0.34	-	123,123,123,123	7
86	OHX	A2	2021	7/7	0.90	0.27	-	158,158,158,158	7
87	MG	A5	4217	1/1	0.69	0.40	-	83,83,83,83	0
87	MG	A6	2324	1/1	0.60	0.26	-	74,74,74,74	0
87	MG	A5	4082	1/1	0.93	0.31	-	46,46,46,46	0
87	MG	A6	2230	1/1	0.96	0.13	-	86,86,86,86	0
86	OHX	A1	3778	7/7	0.72	0.37	-	150,150,150,150	7
87	MG	DD	305	1/1	0.96	0.21	-	74,74,74,74	0
87	MG	A1	4215	1/1	0.80	0.18	-	65,65,65,65	0
87	MG	A5	4399	1/1	0.69	0.27	-	64,64,64,64	0
86	OHX	A1	3774	7/7	0.75	0.18	-	206,206,206,206	7
87	MG	A1	4117	1/1	0.89	0.27	-	80,80,80,80	0
86	OHX	A5	3779	7/7	0.88	0.41	-	167,167,167,167	7
87	MG	BI	305	1/1	0.61	0.24	-	84,84,84,84	0
87	MG	A5	4298	1/1	0.92	0.11	-	106,106,106,106	0
87	MG	A5	4202	1/1	0.78	0.41	-	45,45,45,45	0
87	MG	A2	2239	1/1	0.82	0.18	-	92,92,92,92	0

Continued on next page...

Continued from previous page...

Mol	Type	Chain	Res	Atoms	RSCC	RSR	LLDF	B-factors(\AA^2)	Q<0.9
87	MG	A1	4224	1/1	0.76	0.22	-	72,72,72,72	0
87	MG	A2	2253	1/1	0.69	0.16	-	89,89,89,89	0
86	OHX	A1	3470	7/7	0.98	0.18	-	96,96,96,96	7
87	MG	A1	4368	1/1	0.67	0.70	-	80,80,80,80	0
87	MG	A1	4112	1/1	0.81	0.21	-	58,58,58,58	0
86	OHX	A1	3500	7/7	0.98	0.18	-	87,87,87,87	7
86	OHX	A6	1975	7/7	0.98	0.17	-	106,106,106,106	7
87	MG	A1	4118	1/1	0.79	0.18	-	74,74,74,74	0
87	MG	A5	4503	1/1	0.51	0.33	-	72,72,72,72	0
87	MG	A5	4259	1/1	0.90	0.27	-	56,56,56,56	0
87	MG	A5	4142	1/1	0.89	0.23	-	91,91,91,91	0
87	MG	A1	4339	1/1	0.79	0.65	-	97,97,97,97	0
87	MG	A6	2228	1/1	0.86	0.21	-	89,89,89,89	0
87	MG	A5	3874	1/1	0.94	0.31	-	32,32,32,32	0
87	MG	A6	2226	1/1	0.94	0.22	-	68,68,68,68	0
86	OHX	A6	2010	7/7	0.94	0.13	-	181,181,181,181	7
87	MG	A5	4158	1/1	0.92	0.27	-	62,62,62,62	0
86	OHX	A6	2060	7/7	0.75	0.27	-	165,165,165,165	7
87	MG	De	203	1/1	0.66	1.57	-	109,109,109,109	0
87	MG	A5	4009	1/1	0.98	0.38	-	45,45,45,45	0
87	MG	A8	225	1/1	0.93	0.29	-	58,58,58,58	0
87	MG	A5	4229	1/1	0.71	0.38	-	81,81,81,81	0
87	MG	A5	4214	1/1	0.56	0.32	-	66,66,66,66	0
87	MG	A2	2235	1/1	0.99	0.20	-	80,80,80,80	0
86	OHX	A5	3481	7/7	0.98	0.18	-	92,92,92,92	7
86	OHX	A2	1906	7/7	0.99	0.18	-	98,98,98,98	0
87	MG	A5	3934	1/1	0.85	0.23	-	61,61,61,61	0
87	MG	AS	202	1/1	0.82	0.51	-	63,63,63,63	0
87	MG	A5	4079	1/1	0.77	0.24	-	67,67,67,67	0
87	MG	A5	4102	1/1	0.91	0.40	-	71,71,71,71	0
87	MG	A5	4483	1/1	0.81	0.49	-	112,112,112,112	0
87	MG	A1	4337	1/1	0.46	0.55	-	108,108,108,108	0
87	MG	A1	4354	1/1	0.83	0.21	-	61,61,61,61	0
87	MG	A5	4294	1/1	0.81	0.21	-	62,62,62,62	0
86	OHX	A6	2005	7/7	0.95	0.18	-	145,145,145,145	7
87	MG	A6	2112	1/1	0.91	0.33	-	64,64,64,64	0
87	MG	A1	3974	1/1	0.79	0.25	-	35,35,35,35	0
86	OHX	A6	2013	7/7	0.87	0.24	-	180,180,180,180	7
87	MG	A5	4478	1/1	0.25	0.37	-	81,81,81,81	0
87	MG	CP	203	1/1	0.70	0.63	-	63,63,63,63	0
87	MG	A5	4337	1/1	0.70	0.47	-	70,70,70,70	0
87	MG	A1	4211	1/1	0.92	0.34	-	102,102,102,102	0

Continued on next page...

Continued from previous page...

Mol	Type	Chain	Res	Atoms	RSCC	RSR	LLDF	B-factors(Å ²)	Q<0.9
86	OHX	A5	3672	7/7	0.93	0.24	-	142,142,142,142	7
87	MG	A1	4290	1/1	0.67	0.25	-	69,69,69,69	0
87	MG	BP	212	1/1	0.91	0.28	-	93,93,93,93	0
87	MG	A5	3878	1/1	0.89	0.25	-	56,56,56,56	0
87	MG	A2	2158	1/1	0.70	0.22	-	71,71,71,71	0
87	MG	A6	2219	1/1	0.91	0.20	-	50,50,50,50	0
87	MG	A5	4361	1/1	0.93	0.23	-	92,92,92,92	0
87	MG	A5	4010	1/1	0.96	0.43	-	50,50,50,50	0
86	OHX	A5	3786	7/7	0.82	0.41	-	238,238,238,238	7
87	MG	A4	217	1/1	0.74	0.38	-	69,69,69,69	0
87	MG	A2	2174	1/1	0.96	0.21	-	53,53,53,53	0
87	MG	A5	4042	1/1	0.85	0.24	-	75,75,75,75	0
87	MG	A6	2143	1/1	0.90	0.36	-	45,45,45,45	0
87	MG	A1	3950	1/1	0.87	0.21	-	48,48,48,48	0
87	MG	A1	4160	1/1	0.94	0.24	-	70,70,70,70	0
86	OHX	A1	3571	7/7	0.98	0.16	-	119,119,119,119	7
87	MG	A5	4269	1/1	0.92	0.25	-	66,66,66,66	0
86	OHX	A5	3708	7/7	0.94	0.17	-	141,141,141,141	7
87	MG	A1	4187	1/1	0.71	0.73	-	90,90,90,90	0
87	MG	A2	2237	1/1	0.70	0.16	-	90,90,90,90	0
86	OHX	A5	3817	7/7	0.55	0.19	-	205,205,205,205	7
86	OHX	A2	2011	7/7	0.95	0.16	-	154,154,154,154	7
87	MG	A5	3949	1/1	0.91	0.25	-	37,37,37,37	0
86	OHX	A1	3784	7/7	0.89	0.24	-	169,169,169,169	7
87	MG	A5	4341	1/1	0.41	0.27	-	96,96,96,96	0
87	MG	A5	4332	1/1	0.84	0.10	-	73,73,73,73	0
86	OHX	A1	3616	7/7	0.87	0.25	-	117,117,117,117	7
87	MG	A5	4239	1/1	0.91	0.31	-	44,44,44,44	0
87	MG	A1	4432	1/1	0.75	0.76	-	79,79,79,79	0
86	OHX	A2	1928	7/7	0.97	0.17	-	126,126,126,126	7
87	MG	DD	302	1/1	0.80	0.18	-	66,66,66,66	0
87	MG	A5	4325	1/1	0.91	0.99	-	57,57,57,57	0
86	OHX	A5	3531	7/7	0.98	0.19	-	106,106,106,106	7
87	MG	A5	4329	1/1	0.82	0.42	-	86,86,86,86	0
86	OHX	A2	2034	7/7	0.92	0.16	-	173,173,173,173	7
87	MG	A1	3968	1/1	0.86	0.20	-	68,68,68,68	0
87	MG	BV	203	1/1	0.94	0.27	-	63,63,63,63	0
87	MG	A1	3948	1/1	0.94	0.40	-	55,55,55,55	0
87	MG	A5	4073	1/1	0.86	0.36	-	66,66,66,66	0
87	MG	A5	4173	1/1	0.95	0.30	-	67,67,67,67	0
87	MG	A6	2257	1/1	0.98	0.26	-	65,65,65,65	0
87	MG	A5	4424	1/1	0.79	0.47	-	86,86,86,86	0

Continued on next page...

Continued from previous page...

Mol	Type	Chain	Res	Atoms	RSCC	RSR	LLDF	B-factors(\AA^2)	Q<0.9
87	MG	A1	4277	1/1	0.61	0.73	-	89,89,89,89	0
87	MG	A5	3826	1/1	0.57	0.45	-	63,63,63,63	0
87	MG	A1	4439	1/1	0.91	0.38	-	88,88,88,88	0
87	MG	A3	217	1/1	0.95	0.41	-	56,56,56,56	0
86	OHX	A1	3728	7/7	0.83	0.16	-	203,203,203,203	7
87	MG	A1	4057	1/1	0.67	0.25	-	63,63,63,63	0
87	MG	A8	238	1/1	0.91	0.32	-	93,93,93,93	0
87	MG	A1	4431	1/1	0.70	0.36	-	59,59,59,59	0
87	MG	A5	4104	1/1	0.85	0.24	-	52,52,52,52	0
87	MG	A5	4266	1/1	0.91	0.28	-	72,72,72,72	0
87	MG	A1	4295	1/1	0.90	0.19	-	62,62,62,62	0
87	MG	A5	4155	1/1	0.77	0.46	-	95,95,95,95	0
87	MG	A1	4282	1/1	0.57	0.41	-	92,92,92,92	0
87	MG	A5	4334	1/1	0.67	0.11	-	109,109,109,109	0
87	MG	A1	4366	1/1	0.94	0.28	-	86,86,86,86	0
86	OHX	A5	3803	7/7	0.95	0.23	-	107,107,107,107	7
87	MG	A1	4048	1/1	0.50	0.21	-	67,67,67,67	0
87	MG	A2	2189	1/1	0.92	0.21	-	55,55,55,55	0
87	MG	A6	2222	1/1	0.58	0.22	-	86,86,86,86	0
87	MG	A5	3861	1/1	0.89	0.21	-	65,65,65,65	0
86	OHX	A6	1938	7/7	0.99	0.20	-	96,96,96,96	7
87	MG	A1	4355	1/1	0.94	0.25	-	53,53,53,53	0
87	MG	A1	4225	1/1	0.91	0.27	-	67,67,67,67	0
87	MG	A5	3918	1/1	0.85	0.27	-	79,79,79,79	0
87	MG	A1	4111	1/1	0.95	0.26	-	65,65,65,65	0
87	MG	A5	4149	1/1	0.82	0.25	-	63,63,63,63	0
87	MG	A2	2182	1/1	0.61	0.21	-	78,78,78,78	0
87	MG	A5	4461	1/1	0.92	0.26	-	62,62,62,62	0
87	MG	A1	3926	1/1	0.95	0.29	-	55,55,55,55	0
86	OHX	A1	3505	7/7	0.98	0.17	-	124,124,124,124	7
87	MG	A1	3880	1/1	0.96	0.31	-	42,42,42,42	0
87	MG	A1	4259	1/1	0.79	0.24	-	102,102,102,102	0
86	OHX	A2	2060	7/7	0.84	0.35	-	168,168,168,168	7
87	MG	A1	4216	1/1	0.90	0.21	-	93,93,93,93	0
87	MG	A5	4380	1/1	0.84	0.71	-	89,89,89,89	0
87	MG	A5	4553	1/1	0.89	1.10	-	73,73,73,73	0
87	MG	A5	4301	1/1	0.97	0.06	-	71,71,71,71	0
86	OHX	A5	3775	7/7	0.85	0.30	-	152,152,152,152	7
87	MG	A3	216	1/1	0.94	0.16	-	67,67,67,67	0
87	MG	A6	2317	1/1	0.51	0.94	-	82,82,82,82	0
87	MG	A1	4364	1/1	0.44	0.23	-	92,92,92,92	0
87	MG	A1	4140	1/1	0.96	0.32	-	56,56,56,56	0

Continued on next page...

Continued from previous page...

Mol	Type	Chain	Res	Atoms	RSCC	RSR	LLDF	B-factors(\AA^2)	Q<0.9
87	MG	A2	2205	1/1	0.91	0.13	-	83,83,83,83	0
86	OHX	A2	2057	7/7	0.88	0.17	-	173,173,173,173	7
87	MG	A6	2287	1/1	0.70	1.04	-	96,96,96,96	0
86	OHX	A2	2018	7/7	0.92	0.15	-	176,176,176,176	7
86	OHX	A5	3488	7/7	0.95	0.18	-	125,125,125,125	0
86	OHX	A2	2012	7/7	0.92	0.15	-	180,180,180,180	7
87	MG	A2	2199	1/1	0.85	0.16	-	72,72,72,72	0
87	MG	A1	4124	1/1	0.94	0.23	-	53,53,53,53	0
87	MG	A5	4398	1/1	0.94	0.20	-	54,54,54,54	0
86	OHX	A6	2046	7/7	0.89	0.19	-	204,204,204,204	7
86	OHX	A6	2032	7/7	0.93	0.16	-	143,143,143,143	7
87	MG	A5	4299	1/1	0.97	0.30	-	80,80,80,80	0
87	MG	A1	4426	1/1	0.91	0.87	-	82,82,82,82	0
87	MG	A1	4110	1/1	0.77	0.19	-	71,71,71,71	0
87	MG	A5	4357	1/1	0.89	0.64	-	75,75,75,75	0
87	MG	A1	4075	1/1	0.92	0.24	-	62,62,62,62	0
87	MG	A1	4147	1/1	0.24	0.35	-	73,73,73,73	0
87	MG	A2	2140	1/1	0.84	0.39	-	69,69,69,69	0
87	MG	A1	3897	1/1	0.83	0.30	-	75,75,75,75	0
87	MG	A5	4275	1/1	0.95	0.44	-	63,63,63,63	0
87	MG	A1	4098	1/1	0.95	0.19	-	54,54,54,54	0
87	MG	A5	3971	1/1	0.86	0.36	-	53,53,53,53	0
87	MG	A6	2194	1/1	0.72	0.17	-	67,67,67,67	0
86	OHX	A1	3402	7/7	0.96	0.20	-	130,130,130,130	7
87	MG	A5	3855	1/1	0.93	0.40	-	55,55,55,55	0
87	MG	A6	2227	1/1	0.78	0.28	-	67,67,67,67	0
87	MG	A2	2144	1/1	0.84	0.27	-	57,57,57,57	0
86	OHX	A5	3581	7/7	0.97	0.15	-	148,148,148,148	7
87	MG	A1	4367	1/1	0.95	0.18	-	69,69,69,69	0
87	MG	A1	4133	1/1	0.80	0.25	-	91,91,91,91	0
87	MG	A1	4270	1/1	0.86	0.43	-	57,57,57,57	0
86	OHX	A3	209	7/7	0.92	0.16	-	180,180,180,180	7
87	MG	A1	4345	1/1	0.91	0.18	-	73,73,73,73	0
87	MG	A6	2181	1/1	0.82	0.31	-	77,77,77,77	0
87	MG	A1	4068	1/1	0.63	0.35	-	78,78,78,78	0
87	MG	A1	4321	1/1	0.78	0.16	-	88,88,88,88	0
86	OHX	A5	3800	7/7	0.82	0.27	-	203,203,203,203	7
87	MG	A6	2225	1/1	0.87	0.22	-	59,59,59,59	0
87	MG	A1	4099	1/1	0.92	0.26	-	71,71,71,71	0
87	MG	A5	4355	1/1	0.76	0.19	-	66,66,66,66	0
87	MG	A1	3876	1/1	0.72	0.38	-	68,68,68,68	0
87	MG	A6	2178	1/1	0.84	0.25	-	71,71,71,71	0

Continued on next page...

Continued from previous page...

Mol	Type	Chain	Res	Atoms	RSCC	RSR	LLDF	B-factors(\AA^2)	Q<0.9
87	MG	A1	4346	1/1	0.94	0.32	-	53,53,53,53	0
87	MG	A5	4477	1/1	0.78	0.48	-	66,66,66,66	0
87	MG	A2	2226	1/1	0.70	0.40	-	87,87,87,87	0
86	OHX	A5	3508	7/7	0.98	0.17	-	119,119,119,119	7
87	MG	A7	217	1/1	0.84	0.36	-	55,55,55,55	0
87	MG	A6	2329	1/1	0.79	1.14	-	138,138,138,138	0
86	OHX	A5	3719	7/7	0.88	0.24	-	180,180,180,180	7
87	MG	A7	237	1/1	0.95	0.43	-	69,69,69,69	0
87	MG	A1	4462	1/1	0.80	0.42	-	71,71,71,71	0
86	OHX	A5	3733	7/7	0.87	0.21	-	162,162,162,162	7
87	MG	A6	2304	1/1	0.94	0.10	-	81,81,81,81	0
87	MG	A1	4414	1/1	0.89	0.23	-	90,90,90,90	0
87	MG	A7	225	1/1	0.93	0.37	-	45,45,45,45	0
86	OHX	A5	3654	7/7	0.96	0.17	-	116,116,116,116	7
87	MG	A3	225	1/1	0.91	0.34	-	61,61,61,61	0
87	MG	DY	201	1/1	0.80	0.27	-	59,59,59,59	0
87	MG	A1	3904	1/1	0.93	0.28	-	43,43,43,43	0
87	MG	A5	4315	1/1	0.68	0.24	-	106,106,106,106	0
86	OHX	A6	2050	7/7	0.84	0.16	-	206,206,206,206	7
86	OHX	A5	3808	7/7	0.86	0.37	-	182,182,182,182	7
87	MG	A1	4121	1/1	0.98	0.12	-	74,74,74,74	0
86	OHX	A5	3458	7/7	0.99	0.19	-	91,91,91,91	0
87	MG	DC	404	1/1	0.79	0.34	-	70,70,70,70	0
87	MG	A3	219	1/1	0.89	0.35	-	40,40,40,40	0
86	OHX	A5	3820	7/7	0.95	0.39	-	80,80,80,80	7
87	MG	A6	2292	1/1	0.98	0.24	-	75,75,75,75	0
86	OHX	A6	1937	7/7	0.99	0.18	-	96,96,96,96	7
87	MG	A5	4289	1/1	0.94	0.42	-	112,112,112,112	0
87	MG	A2	2236	1/1	0.56	0.10	-	100,100,100,100	0
86	OHX	A1	3706	7/7	0.95	0.16	-	135,135,135,135	7
87	MG	A1	3873	1/1	0.99	0.38	-	62,62,62,62	0
86	OHX	A1	3797	7/7	0.89	0.17	-	171,171,171,171	7
87	MG	A5	3838	1/1	0.84	0.39	-	39,39,39,39	0
87	MG	Bo	203	1/1	0.66	0.38	-	79,79,79,79	0
86	OHX	A5	3611	7/7	0.94	0.25	-	115,115,115,115	7
86	OHX	A1	3591	7/7	0.99	0.18	-	95,95,95,95	7
87	MG	A6	2162	1/1	0.95	0.49	-	63,63,63,63	0
87	MG	A1	4296	1/1	0.86	0.36	-	94,94,94,94	0
86	OHX	A5	3460	7/7	0.99	0.19	-	80,80,80,80	7
87	MG	A2	2166	1/1	0.45	0.34	-	90,90,90,90	0
87	MG	A6	2265	1/1	0.84	0.17	-	73,73,73,73	0
86	OHX	A6	2017	7/7	0.93	0.21	-	132,132,132,132	7

Continued on next page...

Continued from previous page...

Mol	Type	Chain	Res	Atoms	RSCC	RSR	LLDF	B-factors(\AA^2)	Q<0.9
87	MG	A5	3972	1/1	0.97	0.29	-	55,55,55,55	0
87	MG	A1	4056	1/1	0.91	0.23	-	61,61,61,61	0
87	MG	Bj	110	1/1	0.91	0.76	-	94,94,94,94	0
86	OHX	A6	1985	7/7	0.97	0.18	-	114,114,114,114	7
87	MG	A2	2106	1/1	0.96	0.36	-	57,57,57,57	0
87	MG	A5	4017	1/1	0.94	0.43	-	62,62,62,62	0
87	MG	A2	2122	1/1	0.84	0.20	-	74,74,74,74	0
86	OHX	A1	3514	7/7	0.98	0.20	-	99,99,99,99	7
87	MG	A6	2118	1/1	0.77	0.32	-	57,57,57,57	0
87	MG	A1	4012	1/1	0.82	0.38	-	41,41,41,41	0
87	MG	A4	244	1/1	0.97	0.20	-	61,61,61,61	0
87	MG	A6	2199	1/1	0.98	0.28	-	62,62,62,62	0
86	OHX	A1	3769	7/7	0.93	0.19	-	142,142,142,142	7
86	OHX	A5	3558	7/7	0.98	0.21	-	85,85,85,85	7
87	MG	A1	4319	1/1	0.51	0.31	-	76,76,76,76	0
87	MG	A5	4069	1/1	0.90	0.20	-	88,88,88,88	0
87	MG	A1	4502	1/1	0.44	0.25	-	93,93,93,93	0
87	MG	A5	3907	1/1	0.77	0.35	-	75,75,75,75	0
87	MG	A1	4261	1/1	0.76	0.31	-	79,79,79,79	0
87	MG	A6	2262	1/1	0.45	0.49	-	101,101,101,101	0
87	MG	A1	3855	1/1	0.87	0.19	-	40,40,40,40	0
87	MG	A1	3996	1/1	0.97	0.46	-	48,48,48,48	0
87	MG	A5	4428	1/1	0.81	0.11	-	75,75,75,75	0
86	OHX	A1	3637	7/7	0.97	0.12	-	146,146,146,146	7
87	MG	DQ	202	1/1	0.62	0.28	-	88,88,88,88	0
87	MG	DC	403	1/1	0.92	0.41	-	65,65,65,65	0
86	OHX	A1	3722	7/7	0.90	0.22	-	150,150,150,150	7
87	MG	A1	3847	1/1	0.67	0.15	-	74,74,74,74	0
87	MG	A4	240	1/1	0.73	0.29	-	72,72,72,72	0
87	MG	A5	4112	1/1	0.94	0.23	-	65,65,65,65	0
87	MG	A1	4179	1/1	0.88	0.31	-	69,69,69,69	0
87	MG	A2	2118	1/1	0.93	0.32	-	47,47,47,47	0
87	MG	A5	3898	1/1	0.78	0.25	-	44,44,44,44	0
86	OHX	A5	3718	7/7	0.94	0.14	-	157,157,157,157	7
87	MG	A6	2180	1/1	0.85	0.49	-	87,87,87,87	0
87	MG	A2	2212	1/1	0.74	0.34	-	100,100,100,100	0
87	MG	A6	2200	1/1	0.72	0.23	-	82,82,82,82	0
86	OHX	A5	3482	7/7	0.98	0.22	-	85,85,85,85	7
86	OHX	A5	3721	7/7	0.90	0.20	-	167,167,167,167	7
86	OHX	A2	1982	7/7	0.95	0.19	-	125,125,125,125	7
87	MG	A6	2327	1/1	0.97	0.14	-	108,108,108,108	0
87	MG	A6	2273	1/1	0.71	0.22	-	90,90,90,90	0

Continued on next page...

Continued from previous page...

Mol	Type	Chain	Res	Atoms	RSCC	RSR	LLDF	B-factors(Å ²)	Q<0.9
87	MG	A5	4117	1/1	0.97	0.09	-	49,49,49,49	0
87	MG	A1	4054	1/1	0.92	0.38	-	65,65,65,65	0
87	MG	A5	4457	1/1	0.88	0.25	-	78,78,78,78	0
87	MG	A5	4464	1/1	0.45	0.51	-	85,85,85,85	0
87	MG	A5	4295	1/1	0.89	0.20	-	61,61,61,61	0
87	MG	A2	2225	1/1	0.75	0.44	-	79,79,79,79	0
86	OHX	A5	3682	7/7	0.96	0.17	-	110,110,110,110	7
86	OHX	A2	1952	7/7	0.97	0.14	-	127,127,127,127	7
87	MG	A5	4139	1/1	0.81	0.20	-	99,99,99,99	0
87	MG	A1	4119	1/1	0.82	0.24	-	78,78,78,78	0
86	OHX	A1	3628	7/7	0.94	0.18	-	154,154,154,154	7
87	MG	A1	4473	1/1	0.78	0.27	-	111,111,111,111	0
87	MG	A1	3862	1/1	0.94	0.23	-	76,76,76,76	0
86	OHX	A6	2072	7/7	0.94	0.32	-	133,133,133,133	7
87	MG	CQ	202	1/1	0.53	0.29	-	85,85,85,85	0
87	MG	A5	4531	1/1	0.83	0.26	-	65,65,65,65	0
86	OHX	A5	3621	7/7	0.92	0.23	-	123,123,123,123	7
87	MG	A1	4500	1/1	0.98	0.26	-	106,106,106,106	0
87	MG	A1	4222	1/1	0.61	0.25	-	73,73,73,73	0
87	MG	A1	3824	1/1	0.88	0.30	-	65,65,65,65	0
87	MG	A1	4095	1/1	0.75	0.27	-	56,56,56,56	0
87	MG	A5	3920	1/1	0.59	0.31	-	83,83,83,83	0
86	OHX	A5	3651	7/7	0.93	0.28	-	137,137,137,137	7
87	MG	BN	307	1/1	0.95	0.80	-	58,58,58,58	0
86	OHX	A5	3789	7/7	0.87	0.28	-	165,165,165,165	7
86	OHX	DR	201	7/7	0.84	0.21	-	171,171,171,171	7
86	OHX	A5	3821	7/7	0.90	0.18	-	223,223,223,223	7
86	OHX	A1	3655	7/7	0.88	0.23	-	150,150,150,150	7
86	OHX	A5	3749	7/7	0.95	0.13	-	178,178,178,178	7
87	MG	A1	4481	1/1	0.18	0.32	-	97,97,97,97	0
87	MG	A2	2259	1/1	0.81	0.51	-	63,63,63,63	0
86	OHX	A1	3623	7/7	0.92	0.22	-	147,147,147,147	7
87	MG	A1	4478	1/1	0.44	0.25	-	100,100,100,100	0
87	MG	A1	3953	1/1	0.84	0.36	-	43,43,43,43	0
87	MG	A5	4340	1/1	0.84	0.80	-	61,61,61,61	0
87	MG	A5	4565	1/1	0.72	0.16	-	87,87,87,87	0
87	MG	A3	230	1/1	0.47	0.48	-	85,85,85,85	0
87	MG	Dm	201	1/1	0.92	0.27	-	75,75,75,75	0
87	MG	A1	4174	1/1	0.86	0.16	-	57,57,57,57	0
87	MG	A5	4169	1/1	0.79	0.20	-	90,90,90,90	0
87	MG	A5	4152	1/1	0.84	0.19	-	79,79,79,79	0
86	OHX	A2	1971	7/7	0.98	0.14	-	110,110,110,110	7

Continued on next page...

Continued from previous page...

Mol	Type	Chain	Res	Atoms	RSCC	RSR	LLDF	B-factors(\AA^2)	Q<0.9
87	MG	A1	3933	1/1	0.92	0.47	-	53,53,53,53	0
87	MG	A2	2204	1/1	0.89	1.48	-	109,109,109,109	0
87	MG	A1	4271	1/1	0.73	0.24	-	58,58,58,58	0
87	MG	A5	4302	1/1	0.89	0.19	-	72,72,72,72	0
87	MG	A6	2196	1/1	0.74	0.57	-	83,83,83,83	0
87	MG	Ad	102	1/1	0.60	0.13	-	89,89,89,89	0
87	MG	A6	2221	1/1	0.88	0.49	-	69,69,69,69	0
87	MG	A1	4365	1/1	0.87	0.20	-	66,66,66,66	0
86	OHX	A6	1916	7/7	0.99	0.21	-	87,87,87,87	7
86	OHX	A2	2085	7/7	0.84	0.44	-	200,200,200,200	7
87	MG	A5	4526	1/1	0.86	0.40	-	83,83,83,83	0
87	MG	A6	2242	1/1	0.81	0.37	-	87,87,87,87	0
87	MG	A5	4435	1/1	0.80	0.18	-	87,87,87,87	0
87	MG	A5	3909	1/1	0.92	0.42	-	70,70,70,70	0
86	OHX	A1	3698	7/7	0.96	0.17	-	105,105,105,105	7
87	MG	A5	4011	1/1	0.86	0.30	-	54,54,54,54	0
87	MG	A1	4041	1/1	0.75	0.21	-	70,70,70,70	0
87	MG	A5	4093	1/1	0.88	0.30	-	64,64,64,64	0
86	OHX	A6	2009	7/7	0.93	0.20	-	136,136,136,136	7
87	MG	A6	2258	1/1	0.73	0.22	-	71,71,71,71	0
87	MG	A1	4396	1/1	0.76	0.16	-	74,74,74,74	0
87	MG	A5	3970	1/1	0.93	0.50	-	60,60,60,60	0
87	MG	A6	2266	1/1	0.89	0.61	-	106,106,106,106	0
87	MG	A1	4362	1/1	0.74	0.19	-	85,85,85,85	0
86	OHX	A5	3787	7/7	0.89	0.22	-	195,195,195,195	7
87	MG	A1	4422	1/1	0.70	0.24	-	68,68,68,68	0
86	OHX	A1	3702	7/7	0.91	0.18	-	141,141,141,141	7
86	OHX	A1	3707	7/7	0.91	0.20	-	135,135,135,135	7
86	OHX	A6	2081	7/7	0.90	0.12	-	201,201,201,201	7
87	MG	A1	3818	1/1	0.85	0.19	-	63,63,63,63	0
87	MG	A1	4402	1/1	0.86	0.18	-	65,65,65,65	0
87	MG	A1	3925	1/1	0.72	0.22	-	40,40,40,40	0
87	MG	Bo	204	1/1	0.84	0.15	-	76,76,76,76	0
86	OHX	A2	1960	7/7	0.91	0.14	-	173,173,173,173	7
87	MG	A1	4074	1/1	0.76	0.12	-	57,57,57,57	0
87	MG	A1	4470	1/1	0.76	0.13	-	97,97,97,97	0
86	OHX	A1	3745	7/7	0.79	0.29	-	178,178,178,178	7
86	OHX	A2	2054	7/7	0.81	0.18	-	227,227,227,227	7
87	MG	A5	4382	1/1	0.68	0.62	-	99,99,99,99	0
87	MG	Dd	201	1/1	0.75	0.31	-	77,77,77,77	0
87	MG	A5	4050	1/1	0.86	0.20	-	39,39,39,39	0
86	OHX	A5	3816	7/7	0.79	0.27	-	195,195,195,195	7

Continued on next page...

Continued from previous page...

Mol	Type	Chain	Res	Atoms	RSCC	RSR	LLDF	B-factors(Å ²)	Q<0.9
87	MG	A6	2148	1/1	0.88	0.33	-	39,39,39,39	0
87	MG	A5	4203	1/1	0.12	0.29	-	82,82,82,82	0
87	MG	A5	3887	1/1	0.79	0.42	-	84,84,84,84	0
86	OHX	A1	3555	7/7	0.97	0.17	-	125,125,125,125	7
86	OHX	A1	3737	7/7	0.85	0.16	-	183,183,183,183	7
87	MG	A1	3842	1/1	0.89	0.40	-	77,77,77,77	0
87	MG	A5	4493	1/1	0.49	0.24	-	76,76,76,76	0
87	MG	A5	4177	1/1	0.19	0.42	-	65,65,65,65	0
87	MG	A1	3858	1/1	0.91	0.33	-	64,64,64,64	0
86	OHX	A5	3791	7/7	0.88	0.23	-	175,175,175,175	7
87	MG	A5	4502	1/1	0.61	0.28	-	84,84,84,84	0
87	MG	A5	4150	1/1	0.95	0.61	-	68,68,68,68	0
87	MG	A1	3964	1/1	0.93	0.39	-	50,50,50,50	0
87	MG	A5	4528	1/1	0.97	0.28	-	97,97,97,97	0
86	OHX	A5	3642	7/7	0.92	0.21	-	118,118,118,118	7
87	MG	A2	2170	1/1	0.70	0.41	-	88,88,88,88	0
87	MG	A1	3945	1/1	0.84	0.34	-	50,50,50,50	0
87	MG	A5	4089	1/1	0.73	0.20	-	81,81,81,81	0
87	MG	A5	3953	1/1	0.90	0.47	-	69,69,69,69	0
86	OHX	A1	3566	7/7	0.94	0.19	-	122,122,122,122	7
87	MG	A5	4284	1/1	0.93	0.18	-	69,69,69,69	0
87	MG	A1	4196	1/1	0.92	0.22	-	71,71,71,71	0
87	MG	A5	3883	1/1	0.87	0.23	-	36,36,36,36	0
87	MG	AN	202	1/1	0.69	0.13	-	63,63,63,63	0
87	MG	A6	2212	1/1	0.83	0.16	-	91,91,91,91	0
87	MG	A1	3907	1/1	0.71	0.30	-	50,50,50,50	0
87	MG	A6	2286	1/1	0.96	0.29	-	75,75,75,75	0
87	MG	A5	3916	1/1	0.77	0.27	-	49,49,49,49	0
87	MG	A5	4496	1/1	0.81	0.23	-	77,77,77,77	0
87	MG	A1	4252	1/1	0.56	0.28	-	121,121,121,121	0
87	MG	A2	2148	1/1	0.82	0.24	-	89,89,89,89	0
87	MG	A1	4301	1/1	0.58	0.13	-	118,118,118,118	0
87	MG	A5	4231	1/1	0.75	0.17	-	105,105,105,105	0
86	OHX	A5	3580	7/7	0.97	0.16	-	121,121,121,121	7
87	MG	A5	4194	1/1	0.71	0.40	-	88,88,88,88	0
87	MG	A1	4238	1/1	0.71	0.19	-	69,69,69,69	0
87	MG	A1	3406	1/1	0.88	0.18	-	67,67,67,67	0
86	OHX	A1	3763	7/7	0.93	0.36	-	157,157,157,157	7
87	MG	A5	4234	1/1	0.98	0.11	-	67,67,67,67	0
87	MG	A4	237	1/1	0.80	0.29	-	94,94,94,94	0
87	MG	A5	4557	1/1	0.69	0.27	-	69,69,69,69	0
86	OHX	A2	1978	7/7	0.98	0.18	-	108,108,108,108	7

Continued on next page...

Continued from previous page...

Mol	Type	Chain	Res	Atoms	RSCC	RSR	LLDF	B-factors(\AA^2)	Q<0.9
87	MG	A1	4113	1/1	0.88	0.33	-	70,70,70,70	0
87	MG	A1	4043	1/1	0.89	0.37	-	62,62,62,62	0
87	MG	A5	3975	1/1	0.97	0.44	-	41,41,41,41	0
87	MG	A1	3868	1/1	0.73	0.26	-	55,55,55,55	0
87	MG	A6	2263	1/1	0.94	0.20	-	89,89,89,89	0
86	OHX	DM	201	7/7	0.82	0.23	-	208,208,208,208	7
87	MG	A5	4034	1/1	0.92	0.16	-	46,46,46,46	0
87	MG	A1	3823	1/1	0.93	0.29	-	60,60,60,60	0
87	MG	A5	4491	1/1	0.70	0.57	-	82,82,82,82	0
87	MG	A2	2120	1/1	0.91	0.35	-	73,73,73,73	0
86	OHX	A5	3782	7/7	0.84	0.29	-	169,169,169,169	7
87	MG	A2	2130	1/1	0.84	0.14	-	56,56,56,56	0
87	MG	A2	2156	1/1	0.36	0.33	-	70,70,70,70	0
87	MG	A5	4426	1/1	0.85	0.27	-	70,70,70,70	0
87	MG	A5	4550	1/1	0.95	1.13	-	83,83,83,83	0
87	MG	A1	4176	1/1	0.71	0.07	-	84,84,84,84	0
86	OHX	A5	3738	7/7	0.97	0.20	-	101,101,101,101	7
87	MG	A5	4360	1/1	0.79	0.23	-	85,85,85,85	0
87	MG	A5	4567	1/1	0.87	0.27	-	59,59,59,59	0
87	MG	A1	4175	1/1	0.70	0.09	-	69,69,69,69	0
87	MG	DP	204	1/1	0.83	0.29	-	78,78,78,78	0
87	MG	A1	4427	1/1	0.74	0.26	-	77,77,77,77	0
87	MG	A7	228	1/1	0.59	0.44	-	85,85,85,85	0
86	OHX	A1	3592	7/7	0.96	0.20	-	108,108,108,108	7
87	MG	A1	4127	1/1	0.87	0.19	-	65,65,65,65	0
87	MG	A1	4236	1/1	0.75	0.34	-	73,73,73,73	0
87	MG	A4	220	1/1	0.78	0.45	-	70,70,70,70	0
87	MG	A1	3869	1/1	0.85	0.26	-	69,69,69,69	0
87	MG	A1	3932	1/1	0.66	0.29	-	30,30,30,30	0
86	OHX	A5	3522	7/7	0.97	0.17	-	123,123,123,123	7
86	OHX	A1	3639	7/7	0.90	0.19	-	145,145,145,145	7
87	MG	A1	3839	1/1	0.83	0.29	-	64,64,64,64	0
87	MG	A1	3870	1/1	0.69	0.40	-	57,57,57,57	0
87	MG	A1	3975	1/1	0.94	0.32	-	67,67,67,67	0
87	MG	A5	4538	1/1	0.71	0.37	-	67,67,67,67	0
86	OHX	A5	3755	7/7	0.94	0.17	-	174,174,174,174	7
87	MG	A1	4436	1/1	0.64	0.13	-	115,115,115,115	0
87	MG	A5	4076	1/1	0.73	0.30	-	64,64,64,64	0
87	MG	A5	4306	1/1	0.87	0.38	-	72,72,72,72	0
86	OHX	A1	3518	7/7	0.96	0.17	-	140,140,140,140	7
87	MG	A1	4089	1/1	0.62	0.18	-	89,89,89,89	0
87	MG	A1	4361	1/1	0.88	1.10	-	126,126,126,126	0

Continued on next page...

Continued from previous page...

Mol	Type	Chain	Res	Atoms	RSCC	RSR	LLDF	B-factors(\AA^2)	Q<0.9
87	MG	A1	4102	1/1	0.94	0.11	-	61,61,61,61	0
87	MG	A2	2116	1/1	0.91	0.36	-	59,59,59,59	0
87	MG	A1	4177	1/1	0.81	0.91	-	76,76,76,76	0
87	MG	A5	4510	1/1	0.79	1.83	-	86,86,86,86	0
86	OHX	A5	3490	7/7	0.98	0.16	-	113,113,113,113	7
86	OHX	A2	1944	7/7	0.97	0.17	-	109,109,109,109	7
87	MG	A5	4509	1/1	0.98	0.92	-	134,134,134,134	0
87	MG	A1	4292	1/1	0.89	0.23	-	67,67,67,67	0
87	MG	A1	3822	1/1	0.76	0.21	-	50,50,50,50	0
87	MG	A6	2217	1/1	0.95	0.75	-	87,87,87,87	0
87	MG	A1	4310	1/1	0.76	1.21	-	67,67,67,67	0
87	MG	A5	4052	1/1	0.94	0.21	-	46,46,46,46	0
87	MG	A2	2211	1/1	0.36	0.75	-	94,94,94,94	0
87	MG	A5	3859	1/1	0.74	0.23	-	50,50,50,50	0
87	MG	A5	4047	1/1	0.97	0.25	-	57,57,57,57	0
87	MG	AE	301	1/1	0.88	0.76	-	88,88,88,88	0
86	OHX	A5	3757	7/7	0.97	0.10	-	192,192,192,192	7
86	OHX	A6	2080	7/7	0.92	0.30	-	167,167,167,167	7
87	MG	A1	3845	1/1	0.93	0.16	-	70,70,70,70	0
87	MG	A1	4129	1/1	0.79	0.24	-	75,75,75,75	0
87	MG	A2	2242	1/1	0.65	0.15	-	105,105,105,105	0
86	OHX	A7	202	7/7	0.98	0.21	-	81,81,81,81	7
86	OHX	A5	3768	7/7	0.77	0.76	-	198,198,198,198	7
86	OHX	A5	3767	7/7	0.88	0.16	-	185,185,185,185	7
86	OHX	A5	3705	7/7	0.94	0.17	-	152,152,152,152	7
86	OHX	A5	3735	7/7	0.86	0.26	-	149,149,149,149	7
87	MG	A1	3850	1/1	0.82	0.36	-	64,64,64,64	0
86	OHX	A6	2091	7/7	0.89	0.28	-	165,165,165,165	7
87	MG	A5	3987	1/1	0.93	0.41	-	59,59,59,59	0
87	MG	A1	4286	1/1	0.95	0.84	-	57,57,57,57	0
86	OHX	A6	1977	7/7	0.92	0.19	-	128,128,128,128	7
87	MG	A1	3901	1/1	0.88	0.32	-	74,74,74,74	0
87	MG	A8	229	1/1	0.76	0.21	-	95,95,95,95	0
87	MG	A5	4562	1/1	0.70	0.28	-	69,69,69,69	0
87	MG	A6	2165	1/1	0.89	0.38	-	51,51,51,51	0
87	MG	A5	4576	1/1	0.38	0.31	-	77,77,77,77	0
87	MG	A1	4474	1/1	0.72	0.29	-	72,72,72,72	0
87	MG	A1	4468	1/1	0.83	1.21	-	79,79,79,79	0
87	MG	A5	4506	1/1	0.83	0.27	-	80,80,80,80	0
86	OHX	A1	3649	7/7	0.96	0.16	-	167,167,167,167	7
87	MG	A5	4394	1/1	0.76	0.22	-	73,73,73,73	0
87	MG	A6	2291	1/1	0.88	0.56	-	100,100,100,100	0

Continued on next page...

Continued from previous page...

Mol	Type	Chain	Res	Atoms	RSCC	RSR	LLDF	B-factors(Å ²)	Q<0.9
87	MG	A5	4287	1/1	0.92	0.31	-	101,101,101,101	0
87	MG	A5	4187	1/1	0.87	0.38	-	78,78,78,78	0
87	MG	A5	4392	1/1	0.47	0.25	-	64,64,64,64	0
87	MG	A1	3992	1/1	0.96	0.31	-	41,41,41,41	0
87	MG	A2	2153	1/1	0.91	0.21	-	72,72,72,72	0
87	MG	BV	201	1/1	0.50	0.22	-	95,95,95,95	0
86	OHX	A6	1932	7/7	0.98	0.16	-	109,109,109,109	7
87	MG	A6	2268	1/1	0.97	0.28	-	68,68,68,68	0
87	MG	A1	4155	1/1	0.46	0.73	-	88,88,88,88	0
87	MG	A5	3931	1/1	0.97	0.33	-	35,35,35,35	0
87	MG	A1	4495	1/1	0.35	0.45	-	109,109,109,109	0
87	MG	A5	3853	1/1	0.84	0.27	-	67,67,67,67	0
87	MG	A1	4387	1/1	0.35	0.54	-	89,89,89,89	0
87	MG	A1	4086	1/1	0.75	0.55	-	58,58,58,58	0
86	OHX	A1	3765	7/7	0.79	0.35	-	173,173,173,173	7
87	MG	A5	3854	1/1	0.71	0.31	-	74,74,74,74	0
87	MG	A5	4570	1/1	0.86	0.64	-	76,76,76,76	0
87	MG	A1	4058	1/1	0.61	0.27	-	97,97,97,97	0
87	MG	A6	2117	1/1	0.88	0.26	-	64,64,64,64	0
87	MG	A1	4385	1/1	0.72	0.86	-	65,65,65,65	0
87	MG	A5	4043	1/1	0.74	0.28	-	35,35,35,35	0
86	OHX	A6	1976	7/7	0.96	0.28	-	105,105,105,105	7
87	MG	A5	4124	1/1	0.80	0.17	-	78,78,78,78	0
87	MG	A1	4273	1/1	0.52	0.42	-	85,85,85,85	0
86	OHX	A5	3660	7/7	0.97	0.22	-	108,108,108,108	7
87	MG	A5	4347	1/1	0.66	0.26	-	78,78,78,78	0
87	MG	A8	233	1/1	0.74	0.30	-	78,78,78,78	0
87	MG	A1	3864	1/1	0.89	0.20	-	46,46,46,46	0
87	MG	A1	4444	1/1	0.73	1.27	-	81,81,81,81	0
87	MG	A1	4437	1/1	0.87	0.18	-	60,60,60,60	0
87	MG	A5	4432	1/1	0.79	0.41	-	95,95,95,95	0
87	MG	A2	2121	1/1	0.95	0.37	-	61,61,61,61	0
87	MG	A5	3919	1/1	0.96	0.24	-	66,66,66,66	0
86	OHX	A1	3742	7/7	0.92	0.31	-	140,140,140,140	7
86	OHX	A5	3478	7/7	0.99	0.21	-	76,76,76,76	7
86	OHX	A1	3733	7/7	0.92	0.33	-	125,125,125,125	7
87	MG	A1	4021	1/1	0.84	0.32	-	54,54,54,54	0
87	MG	A5	3848	1/1	0.74	0.32	-	77,77,77,77	0
87	MG	A8	226	1/1	0.90	0.22	-	62,62,62,62	0
87	MG	A7	219	1/1	0.75	0.23	-	71,71,71,71	0
87	MG	A5	4530	1/1	0.84	0.55	-	113,113,113,113	0
86	OHX	A2	2031	7/7	0.95	0.13	-	140,140,140,140	7

Continued on next page...

Continued from previous page...

Mol	Type	Chain	Res	Atoms	RSCC	RSR	LLDF	B-factors(\AA^2)	Q<0.9
87	MG	Bj	104	1/1	0.74	0.29	-	86,86,86,86	0
87	MG	A1	4452	1/1	0.82	2.08	-	112,112,112,112	0
87	MG	A2	2214	1/1	0.82	0.23	-	75,75,75,75	0
87	MG	A1	3943	1/1	0.71	0.33	-	59,59,59,59	0
87	MG	A3	229	1/1	0.45	0.31	-	99,99,99,99	0
87	MG	A5	4205	1/1	0.83	0.28	-	79,79,79,79	0
87	MG	A1	4327	1/1	0.78	0.14	-	108,108,108,108	0
86	OHX	A3	211	7/7	0.94	0.23	-	137,137,137,137	7
87	MG	A1	4383	1/1	0.86	0.11	-	62,62,62,62	0
87	MG	A1	4002	1/1	0.97	0.33	-	37,37,37,37	0
87	MG	A1	4107	1/1	0.94	0.18	-	74,74,74,74	0
87	MG	A6	2130	1/1	0.92	0.38	-	74,74,74,74	0
87	MG	A5	3890	1/1	0.83	0.35	-	82,82,82,82	0
87	MG	A1	4351	1/1	0.86	0.11	-	97,97,97,97	0
87	MG	A1	4471	1/1	0.92	0.18	-	88,88,88,88	0
87	MG	A7	224	1/1	0.82	0.15	-	69,69,69,69	0
87	MG	A5	4560	1/1	0.99	0.38	-	108,108,108,108	0
87	MG	A5	4433	1/1	0.94	0.14	-	83,83,83,83	0
86	OHX	A5	3704	7/7	0.91	0.21	-	141,141,141,141	7
87	MG	A6	2269	1/1	0.92	0.52	-	60,60,60,60	0
87	MG	A6	2137	1/1	0.84	0.33	-	71,71,71,71	0
87	MG	A5	4470	1/1	0.90	0.15	-	76,76,76,76	0
87	MG	A5	3908	1/1	0.94	0.28	-	37,37,37,37	0
86	OHX	A5	3765	7/7	0.78	0.21	-	201,201,201,201	7
87	MG	A1	4010	1/1	0.93	0.40	-	61,61,61,61	0
87	MG	A1	3890	1/1	0.91	0.35	-	61,61,61,61	0
87	MG	A1	4459	1/1	0.75	0.39	-	88,88,88,88	0
87	MG	A1	3848	1/1	0.79	0.42	-	75,75,75,75	0
86	OHX	A6	1905	7/7	0.99	0.20	-	88,88,88,88	0
87	MG	A1	4284	1/1	0.69	0.29	-	87,87,87,87	0
87	MG	A6	2234	1/1	0.95	0.17	-	92,92,92,92	0
87	MG	A2	2096	1/1	0.90	0.29	-	76,76,76,76	0
86	OHX	A2	2055	7/7	0.92	0.28	-	116,116,116,116	7
87	MG	A1	4332	1/1	0.87	0.33	-	74,74,74,74	0
87	MG	A4	243	1/1	0.89	0.21	-	48,48,48,48	0
87	MG	A1	4430	1/1	0.82	0.34	-	67,67,67,67	0
87	MG	A1	4017	1/1	0.95	0.41	-	48,48,48,48	0
87	MG	A5	4409	1/1	0.78	0.45	-	59,59,59,59	0
87	MG	A1	3965	1/1	0.86	0.41	-	80,80,80,80	0
87	MG	A5	4227	1/1	0.88	0.20	-	46,46,46,46	0
86	OHX	A1	3736	7/7	0.85	0.23	-	174,174,174,174	7
87	MG	A8	235	1/1	0.69	0.79	-	79,79,79,79	0

Continued on next page...

Continued from previous page...

Mol	Type	Chain	Res	Atoms	RSCC	RSR	LLDF	B-factors(\AA^2)	Q<0.9
87	MG	DV	202	1/1	0.88	0.40	-	35,35,35,35	0
87	MG	A5	3886	1/1	0.94	0.28	-	43,43,43,43	0
87	MG	A5	3955	1/1	0.77	0.32	-	62,62,62,62	0
87	MG	A5	4304	1/1	0.88	0.28	-	66,66,66,66	0
86	OHX	A5	3686	7/7	0.94	0.19	-	121,121,121,121	7
86	OHX	A1	3764	7/7	0.96	0.15	-	159,159,159,159	7
87	MG	A5	4283	1/1	0.40	0.69	-	79,79,79,79	0
87	MG	A5	3923	1/1	0.73	0.28	-	68,68,68,68	0
87	MG	A5	3862	1/1	0.69	0.48	-	82,82,82,82	0
87	MG	A1	3859	1/1	0.89	0.40	-	78,78,78,78	0
87	MG	A2	2178	1/1	0.87	0.24	-	73,73,73,73	0
87	MG	A5	4244	1/1	0.63	0.17	-	82,82,82,82	0
87	MG	A2	2145	1/1	0.66	0.34	-	71,71,71,71	0
87	MG	A2	2171	1/1	0.91	0.29	-	89,89,89,89	0
87	MG	A1	3994	1/1	0.48	0.38	-	64,64,64,64	0
87	MG	A5	4314	1/1	0.73	0.21	-	56,56,56,56	0
87	MG	A1	4229	1/1	0.86	0.17	-	89,89,89,89	0
87	MG	A6	2236	1/1	0.85	0.20	-	76,76,76,76	0
87	MG	A6	2142	1/1	0.91	0.34	-	46,46,46,46	0
87	MG	A1	4027	1/1	0.92	0.44	-	65,65,65,65	0
87	MG	A1	3961	1/1	0.93	0.33	-	33,33,33,33	0
87	MG	A6	2126	1/1	0.78	0.22	-	78,78,78,78	0
86	OHX	A6	1965	7/7	0.97	0.15	-	123,123,123,123	7
87	MG	A2	2202	1/1	0.88	0.11	-	66,66,66,66	0
87	MG	A1	3966	1/1	0.97	0.46	-	60,60,60,60	0
87	MG	DV	204	1/1	0.84	1.04	-	83,83,83,83	0
87	MG	A6	2318	1/1	0.81	0.22	-	68,68,68,68	0
87	MG	A5	4006	1/1	0.95	0.38	-	40,40,40,40	0
87	MG	A2	2165	1/1	0.91	0.27	-	78,78,78,78	0
87	MG	A1	4275	1/1	0.84	0.34	-	74,74,74,74	0
87	MG	A1	4207	1/1	0.68	0.17	-	85,85,85,85	0
87	MG	A1	4466	1/1	0.93	0.17	-	80,80,80,80	0
86	OHX	A6	2048	7/7	0.91	0.24	-	169,169,169,169	7
87	MG	DB	413	1/1	0.50	0.34	-	101,101,101,101	0
87	MG	A5	4135	1/1	0.61	0.43	-	73,73,73,73	0
87	MG	A5	4417	1/1	0.95	0.67	-	50,50,50,50	0
86	OHX	A2	2024	7/7	0.91	0.24	-	174,174,174,174	7
87	MG	A1	4205	1/1	0.89	0.13	-	63,63,63,63	0
87	MG	A8	236	1/1	0.98	0.19	-	75,75,75,75	0
86	OHX	A6	1912	7/7	0.99	0.18	-	96,96,96,96	0
87	MG	A6	2136	1/1	0.87	0.27	-	48,48,48,48	0
87	MG	A6	2131	1/1	0.91	0.30	-	46,46,46,46	0

Continued on next page...

Continued from previous page...

Mol	Type	Chain	Res	Atoms	RSCC	RSR	LLDF	B-factors(Å ²)	Q<0.9
86	OHX	A1	3700	7/7	0.87	0.36	-	185,185,185,185	7
86	OHX	A2	2071	7/7	0.93	0.27	-	162,162,162,162	7
86	OHX	A1	3604	7/7	0.86	0.21	-	254,254,254,254	7
87	MG	A1	4072	1/1	0.79	0.26	-	73,73,73,73	0
87	MG	A2	2250	1/1	0.84	0.06	-	97,97,97,97	0
87	MG	A8	228	1/1	0.74	0.33	-	86,86,86,86	0
87	MG	A1	4036	1/1	0.93	0.30	-	71,71,71,71	0
87	MG	A2	2209	1/1	-0.15	0.41	-	96,96,96,96	0
87	MG	A5	4157	1/1	0.67	0.19	-	56,56,56,56	0
87	MG	A6	2280	1/1	0.76	0.39	-	79,79,79,79	0
86	OHX	A5	3565	7/7	0.97	0.19	-	105,105,105,105	7
87	MG	A5	4307	1/1	0.86	0.09	-	78,78,78,78	0
87	MG	A5	4162	1/1	0.64	0.20	-	70,70,70,70	0
87	MG	A5	4471	1/1	0.79	0.18	-	61,61,61,61	0
86	OHX	A1	3468	7/7	0.99	0.20	-	74,74,74,74	7
87	MG	A1	4163	1/1	0.87	0.35	-	81,81,81,81	0
86	OHX	A1	3651	7/7	0.94	0.19	-	131,131,131,131	7
86	OHX	A1	3504	7/7	0.97	0.20	-	105,105,105,105	7
86	OHX	A1	3464	7/7	0.99	0.19	-	88,88,88,88	7
87	MG	A3	215	1/1	0.93	0.32	-	77,77,77,77	0
87	MG	A4	232	1/1	0.81	0.22	-	74,74,74,74	0
87	MG	A5	4201	1/1	0.94	0.17	-	49,49,49,49	0
87	MG	A1	4106	1/1	0.91	0.33	-	69,69,69,69	0
86	OHX	A1	3610	7/7	0.96	0.20	-	121,121,121,121	7
87	MG	A6	2310	1/1	0.83	0.28	-	89,89,89,89	0
87	MG	A1	4456	1/1	0.97	0.39	-	76,76,76,76	0
87	MG	A5	4161	1/1	0.87	0.21	-	51,51,51,51	0
87	MG	A5	4431	1/1	0.81	0.38	-	118,118,118,118	0
87	MG	A1	4090	1/1	0.90	0.30	-	78,78,78,78	0
87	MG	A5	3882	1/1	0.90	0.06	-	74,74,74,74	0
87	MG	A5	4572	1/1	0.78	0.24	-	77,77,77,77	0
87	MG	A5	4071	1/1	0.92	0.23	-	79,79,79,79	0
86	OHX	A5	3801	7/7	0.90	0.28	-	156,156,156,156	7
87	MG	A1	4416	1/1	0.91	1.11	-	57,57,57,57	0
86	OHX	A2	2010	7/7	0.95	0.22	-	119,119,119,119	7
86	OHX	A6	1959	7/7	0.97	0.21	-	107,107,107,107	7
87	MG	A2	2137	1/1	0.82	0.21	-	97,97,97,97	0
87	MG	A1	3878	1/1	0.90	0.28	-	45,45,45,45	0
87	MG	A1	4158	1/1	0.86	0.28	-	87,87,87,87	0
87	MG	A5	4109	1/1	0.91	0.29	-	88,88,88,88	0
87	MG	A1	3995	1/1	0.78	0.28	-	63,63,63,63	0
87	MG	A5	4352	1/1	0.83	0.29	-	67,67,67,67	0

Continued on next page...

Continued from previous page...

Mol	Type	Chain	Res	Atoms	RSCC	RSR	LLDF	B-factors(\AA^2)	Q<0.9
87	MG	BV	202	1/1	0.74	0.22	-	73,73,73,73	0
87	MG	A1	4380	1/1	0.95	0.21	-	95,95,95,95	0
87	MG	A6	2281	1/1	0.69	0.44	-	75,75,75,75	0
87	MG	A2	2111	1/1	0.68	0.18	-	69,69,69,69	0
87	MG	A8	230	1/1	0.94	0.55	-	68,68,68,68	0
87	MG	A1	4202	1/1	0.89	0.21	-	67,67,67,67	0
86	OHX	A1	3807	7/7	0.91	0.17	-	167,167,167,167	7
87	MG	A1	4302	1/1	0.78	0.56	-	114,114,114,114	0
87	MG	A5	4108	1/1	0.76	0.30	-	74,74,74,74	0
87	MG	A5	4246	1/1	0.82	0.35	-	38,38,38,38	0
87	MG	A1	4223	1/1	0.86	0.31	-	79,79,79,79	0
86	OHX	A1	3542	7/7	0.95	0.19	-	159,159,159,159	7
86	OHX	A1	3811	7/7	0.92	0.32	-	183,183,183,183	7
87	MG	A1	4024	1/1	0.96	0.40	-	40,40,40,40	0
87	MG	A5	4499	1/1	0.81	0.39	-	76,76,76,76	0
86	OHX	A8	210	7/7	0.97	0.17	-	133,133,133,133	7
87	MG	A1	4300	1/1	0.86	0.27	-	76,76,76,76	0
86	OHX	A1	3456	7/7	0.99	0.18	-	100,100,100,100	7
87	MG	A6	2321	1/1	0.74	0.48	-	93,93,93,93	0
87	MG	A2	2105	1/1	0.90	0.28	-	55,55,55,55	0
87	MG	A6	2134	1/1	0.61	0.35	-	67,67,67,67	0
87	MG	A6	2187	1/1	0.64	0.23	-	64,64,64,64	0
86	OHX	A6	1936	7/7	0.97	0.20	-	100,100,100,100	7
87	MG	A7	223	1/1	0.92	0.23	-	69,69,69,69	0
86	OHX	A5	3811	7/7	0.74	0.30	-	214,214,214,214	7
87	MG	A5	4130	1/1	0.79	0.28	-	49,49,49,49	0
87	MG	A1	4164	1/1	0.78	0.27	-	78,78,78,78	0
87	MG	A1	4186	1/1	0.95	0.19	-	75,75,75,75	0
86	OHX	A5	3806	7/7	0.93	0.23	-	120,120,120,120	7
87	MG	A1	4083	1/1	0.95	0.19	-	44,44,44,44	0
87	MG	BV	204	1/1	0.93	0.38	-	40,40,40,40	0
86	OHX	A5	3641	7/7	0.96	0.18	-	127,127,127,127	7
87	MG	A5	4390	1/1	0.62	0.21	-	70,70,70,70	0
87	MG	A3	220	1/1	0.75	0.46	-	83,83,83,83	0
87	MG	A1	4486	1/1	0.86	0.38	-	55,55,55,55	0
86	OHX	A6	2037	7/7	0.88	0.25	-	138,138,138,138	7
87	MG	A7	236	1/1	0.89	0.39	-	102,102,102,102	0
86	OHX	A1	3415	7/7	1.00	0.19	-	68,68,68,68	0
86	OHX	A1	3596	7/7	0.96	0.20	-	120,120,120,120	7
87	MG	A1	4258	1/1	0.70	0.18	-	67,67,67,67	0
87	MG	A1	4244	1/1	0.60	0.32	-	52,52,52,52	0
87	MG	A1	3861	1/1	0.89	0.25	-	34,34,34,34	0

Continued on next page...

Continued from previous page...

Mol	Type	Chain	Res	Atoms	RSCC	RSR	LLDF	B-factors(\AA^2)	Q<0.9
87	MG	A5	4467	1/1	0.89	0.14	-	70,70,70,70	0
87	MG	A5	4075	1/1	0.51	0.38	-	60,60,60,60	0
87	MG	A5	4176	1/1	0.98	0.19	-	89,89,89,89	0
87	MG	A5	4038	1/1	0.82	0.20	-	42,42,42,42	0
87	MG	A1	4257	1/1	0.77	0.15	-	88,88,88,88	0
87	MG	A1	4304	1/1	0.87	0.58	-	102,102,102,102	0
87	MG	A1	3976	1/1	0.85	0.48	-	66,66,66,66	0
87	MG	A1	4173	1/1	0.90	0.14	-	45,45,45,45	0
87	MG	A5	4476	1/1	0.60	0.50	-	86,86,86,86	0
87	MG	A5	4320	1/1	0.34	0.24	-	117,117,117,117	0
87	MG	A1	4148	1/1	0.76	0.21	-	94,94,94,94	0
86	OHX	A5	3822	7/7	0.81	0.60	-	205,205,205,205	7
87	MG	A1	3934	1/1	0.87	0.27	-	46,46,46,46	0
87	MG	A5	3409	1/1	0.92	0.30	-	45,45,45,45	0
87	MG	A5	3935	1/1	0.94	0.29	-	51,51,51,51	0
86	OHX	A4	209	7/7	0.94	0.15	-	153,153,153,153	7
86	OHX	A2	1995	7/7	0.95	0.13	-	171,171,171,171	7
87	MG	DP	208	1/1	0.93	0.29	-	42,42,42,42	0
87	MG	A5	4354	1/1	0.84	0.72	-	60,60,60,60	0
87	MG	A2	2210	1/1	0.71	0.42	-	81,81,81,81	0
87	MG	A6	2283	1/1	0.96	0.21	-	75,75,75,75	0
87	MG	A1	4234	1/1	0.93	0.35	-	82,82,82,82	0
86	OHX	A2	2064	7/7	0.89	0.31	-	169,169,169,169	7
87	MG	A1	4363	1/1	0.77	0.34	-	46,46,46,46	0
87	MG	A2	2198	1/1	0.86	0.27	-	80,80,80,80	0
87	MG	A2	2196	1/1	0.70	0.54	-	131,131,131,131	0
86	OHX	A6	1986	7/7	0.95	0.14	-	165,165,165,165	7
87	MG	A1	4448	1/1	0.29	0.33	-	66,66,66,66	0
87	MG	A1	3866	1/1	0.96	0.11	-	87,87,87,87	0
87	MG	A1	3863	1/1	0.70	0.24	-	125,125,125,125	0
87	MG	BR	203	1/1	0.79	0.26	-	65,65,65,65	0
87	MG	A5	4327	1/1	0.87	0.20	-	94,94,94,94	0
87	MG	A1	3900	1/1	0.98	0.16	-	78,78,78,78	0
87	MG	A6	2272	1/1	0.74	0.31	-	115,115,115,115	0
86	OHX	A5	3607	7/7	0.95	0.23	-	142,142,142,142	7
87	MG	Dj	101	1/1	0.91	0.25	-	38,38,38,38	0
87	MG	A1	4293	1/1	0.82	1.14	-	110,110,110,110	0
86	OHX	A1	3572	7/7	0.97	0.18	-	114,114,114,114	7
87	MG	A5	4312	1/1	0.60	0.39	-	87,87,87,87	0
87	MG	A1	4003	1/1	0.94	0.46	-	48,48,48,48	0
87	MG	A1	4278	1/1	0.77	0.24	-	67,67,67,67	0
87	MG	DL	201	1/1	0.94	1.05	-	94,94,94,94	0

Continued on next page...

Continued from previous page...

Mol	Type	Chain	Res	Atoms	RSCC	RSR	LLDF	B-factors(\AA^2)	Q<0.9
87	MG	A6	2155	1/1	0.93	0.31	-	41,41,41,41	0
87	MG	A1	4472	1/1	0.81	0.27	-	86,86,86,86	0
87	MG	A5	4164	1/1	0.64	0.13	-	87,87,87,87	0
86	OHX	A1	3597	7/7	0.97	0.18	-	123,123,123,123	7
87	MG	A6	2259	1/1	0.19	0.66	-	119,119,119,119	0
87	MG	A5	4064	1/1	0.92	0.17	-	30,30,30,30	0
87	MG	A1	4356	1/1	0.79	0.26	-	65,65,65,65	0
87	MG	A1	4134	1/1	0.83	0.27	-	69,69,69,69	0
87	MG	A6	2103	1/1	0.56	0.36	-	64,64,64,64	0
87	MG	A5	4134	1/1	0.80	0.22	-	84,84,84,84	0
87	MG	A5	4243	1/1	0.87	0.23	-	45,45,45,45	0
87	MG	A6	2315	1/1	0.71	0.26	-	84,84,84,84	0
87	MG	A1	3919	1/1	0.27	0.98	-	138,138,138,138	0
87	MG	A2	2220	1/1	0.94	0.15	-	111,111,111,111	0
86	OHX	A1	3429	7/7	0.99	0.20	-	87,87,87,87	0
87	MG	A1	4055	1/1	0.92	0.21	-	58,58,58,58	0
87	MG	A1	3985	1/1	0.92	0.42	-	51,51,51,51	0
86	OHX	A5	3712	7/7	0.90	0.25	-	149,149,149,149	7
87	MG	A1	4505	1/1	0.91	0.89	-	145,145,145,145	0
87	MG	A5	4053	1/1	0.83	0.35	-	65,65,65,65	0
86	OHX	A5	3698	7/7	0.87	0.20	-	173,173,173,173	7
87	MG	A1	4372	1/1	0.87	0.23	-	71,71,71,71	0
87	MG	A6	2192	1/1	0.86	0.34	-	81,81,81,81	0
87	MG	A3	218	1/1	0.91	0.30	-	46,46,46,46	0
87	MG	A5	4252	1/1	0.97	0.23	-	68,68,68,68	0
87	MG	A1	3817	1/1	0.72	0.39	-	63,63,63,63	0
87	MG	A1	3872	1/1	0.95	0.28	-	37,37,37,37	0
87	MG	A8	222	1/1	0.93	0.36	-	47,47,47,47	0
87	MG	Bj	107	1/1	0.68	0.44	-	101,101,101,101	0
87	MG	A6	2288	1/1	0.73	0.50	-	106,106,106,106	0
87	MG	A5	4063	1/1	0.90	0.23	-	52,52,52,52	0
87	MG	A5	3951	1/1	0.75	0.27	-	40,40,40,40	0
86	OHX	A1	3625	7/7	0.97	0.21	-	92,92,92,92	7
87	MG	A5	3997	1/1	0.93	0.46	-	43,43,43,43	0
87	MG	A1	3906	1/1	0.76	0.34	-	91,91,91,91	0
87	MG	A1	3967	1/1	0.95	0.42	-	40,40,40,40	0
87	MG	A5	3899	1/1	0.87	0.23	-	73,73,73,73	0
87	MG	A5	4180	1/1	0.88	0.26	-	81,81,81,81	0
87	MG	A1	4378	1/1	0.97	0.62	-	51,51,51,51	0
87	MG	A5	3921	1/1	0.88	0.25	-	82,82,82,82	0
87	MG	A3	228	1/1	0.81	0.36	-	81,81,81,81	0
87	MG	A6	2308	1/1	0.34	0.40	-	81,81,81,81	0

Continued on next page...

Continued from previous page...

Mol	Type	Chain	Res	Atoms	RSCC	RSR	LLDF	B-factors(\AA^2)	Q<0.9
87	MG	A6	2125	1/1	0.93	0.21	-	47,47,47,47	0
87	MG	A5	4273	1/1	0.76	1.31	-	75,75,75,75	0
87	MG	A5	4554	1/1	0.69	0.55	-	86,86,86,86	0
87	MG	A5	3896	1/1	0.78	0.34	-	67,67,67,67	0
87	MG	A2	2150	1/1	0.94	0.15	-	102,102,102,102	0
86	OHX	A2	2042	7/7	0.96	0.13	-	155,155,155,155	7
86	OHX	A6	2035	7/7	0.94	0.20	-	129,129,129,129	7
87	MG	A1	4460	1/1	0.87	0.20	-	67,67,67,67	0
87	MG	A5	4072	1/1	0.77	0.27	-	56,56,56,56	0
86	OHX	A2	2032	7/7	0.84	0.15	-	200,200,200,200	7
87	MG	A6	2299	1/1	0.62	0.75	-	84,84,84,84	0
87	MG	A5	3944	1/1	0.81	0.20	-	36,36,36,36	0
87	MG	A1	3978	1/1	0.79	0.40	-	73,73,73,73	0
87	MG	A5	4058	1/1	0.88	0.21	-	59,59,59,59	0
87	MG	A1	4143	1/1	0.71	0.25	-	70,70,70,70	0
86	OHX	A1	3447	7/7	0.97	0.22	-	98,98,98,98	0
87	MG	A1	3928	1/1	0.61	0.43	-	88,88,88,88	0
87	MG	A1	3911	1/1	0.93	0.18	-	58,58,58,58	0
87	MG	A1	3979	1/1	0.91	0.41	-	52,52,52,52	0
87	MG	A5	4330	1/1	0.69	0.19	-	86,86,86,86	0
87	MG	A6	2278	1/1	0.40	0.72	-	64,64,64,64	0
87	MG	A1	4272	1/1	0.92	0.24	-	53,53,53,53	0
86	OHX	A1	3789	7/7	0.88	0.32	-	189,189,189,189	7
87	MG	A5	3857	1/1	0.86	0.30	-	53,53,53,53	0
86	OHX	A1	3712	7/7	0.88	0.46	-	180,180,180,180	7
87	MG	A6	2279	1/1	0.95	0.23	-	81,81,81,81	0
87	MG	A1	4103	1/1	0.56	0.24	-	74,74,74,74	0
87	MG	A2	2175	1/1	0.88	0.36	-	68,68,68,68	0
87	MG	Ba	208	1/1	0.80	0.53	-	68,68,68,68	0
86	OHX	A1	3516	7/7	0.98	0.19	-	86,86,86,86	7
87	MG	De	202	1/1	0.81	0.73	-	52,52,52,52	0
87	MG	A1	4042	1/1	0.73	0.33	-	68,68,68,68	0
86	OHX	A6	2042	7/7	0.90	0.20	-	169,169,169,169	7
87	MG	A5	4160	1/1	0.90	0.15	-	53,53,53,53	0
87	MG	A5	4448	1/1	0.93	0.66	-	64,64,64,64	0
87	MG	A5	4581	1/1	0.25	0.36	-	97,97,97,97	0
86	OHX	A5	3754	7/7	0.91	0.23	-	147,147,147,147	7
86	OHX	A1	3442	7/7	0.98	0.19	-	95,95,95,95	0
87	MG	A1	4457	1/1	0.92	0.21	-	97,97,97,97	0
87	MG	A5	4558	1/1	0.81	0.44	-	63,63,63,63	0
87	MG	A2	2247	1/1	0.74	0.23	-	86,86,86,86	0
87	MG	A1	4419	1/1	0.79	0.49	-	79,79,79,79	0

Continued on next page...

Continued from previous page...

Mol	Type	Chain	Res	Atoms	RSCC	RSR	LLDF	B-factors(\AA^2)	Q<0.9
87	MG	A1	4391	1/1	0.84	0.85	-	89,89,89,89	0
87	MG	A1	4463	1/1	0.75	0.21	-	76,76,76,76	0
87	MG	A2	2090	1/1	0.92	0.28	-	53,53,53,53	0
87	MG	A7	220	1/1	0.93	0.22	-	61,61,61,61	0
86	OHX	A8	216	7/7	0.92	0.12	-	198,198,198,198	7
86	OHX	A6	1970	7/7	0.93	0.15	-	160,160,160,160	7
87	MG	A5	4422	1/1	0.87	0.51	-	52,52,52,52	0
87	MG	A5	4065	1/1	0.89	0.25	-	68,68,68,68	0
87	MG	A5	4146	1/1	0.60	0.25	-	80,80,80,80	0
86	OHX	A6	1952	7/7	0.98	0.15	-	123,123,123,123	7
86	OHX	A1	3730	7/7	0.90	0.20	-	135,135,135,135	7
87	MG	A5	4226	1/1	0.85	0.35	-	76,76,76,76	0
87	MG	A2	2222	1/1	0.46	0.64	-	103,103,103,103	0
87	MG	A2	2191	1/1	0.69	0.24	-	91,91,91,91	0
87	MG	A1	3993	1/1	0.89	0.29	-	52,52,52,52	0
86	OHX	A3	210	7/7	0.89	0.19	-	175,175,175,175	7
87	MG	A2	2095	1/1	0.76	0.24	-	63,63,63,63	0
86	OHX	A2	2005	7/7	0.96	0.15	-	134,134,134,134	7
87	MG	A5	4494	1/1	0.92	0.40	-	111,111,111,111	0
87	MG	A1	4249	1/1	0.51	0.34	-	73,73,73,73	0
86	OHX	A2	2043	7/7	0.94	0.12	-	192,192,192,192	7
87	MG	A1	3828	1/1	0.97	0.29	-	43,43,43,43	0
87	MG	A5	4182	1/1	0.84	0.30	-	66,66,66,66	0
87	MG	A5	4512	1/1	0.90	0.29	-	56,56,56,56	0
87	MG	A1	3405	1/1	0.73	0.18	-	71,71,71,71	0
86	OHX	A5	3772	7/7	0.83	0.58	-	137,137,137,137	7
87	MG	A1	4101	1/1	0.79	0.33	-	86,86,86,86	0
87	MG	A6	2147	1/1	0.81	0.28	-	44,44,44,44	0
87	MG	A5	4342	1/1	0.96	0.21	-	50,50,50,50	0
87	MG	A1	3988	1/1	0.96	0.34	-	67,67,67,67	0
86	OHX	A5	3746	7/7	0.91	0.23	-	151,151,151,151	7
87	MG	A1	3986	1/1	0.88	0.37	-	41,41,41,41	0
87	MG	A6	2333	1/1	0.65	1.28	-	99,99,99,99	0
87	MG	A6	2223	1/1	0.92	0.20	-	75,75,75,75	0
87	MG	A2	2208	1/1	0.38	0.24	-	109,109,109,109	0
87	MG	A5	4199	1/1	0.84	0.43	-	70,70,70,70	0
86	OHX	A1	3786	7/7	0.72	0.31	-	184,184,184,184	7
87	MG	A5	3889	1/1	0.93	0.40	-	86,86,86,86	0
87	MG	A5	3945	1/1	0.86	0.26	-	56,56,56,56	0
86	OHX	A5	3404	7/7	0.95	0.24	-	111,111,111,111	7
87	MG	A5	3905	1/1	0.89	0.27	-	75,75,75,75	0
87	MG	A1	4189	1/1	0.74	0.21	-	59,59,59,59	0

Continued on next page...

Continued from previous page...

Mol	Type	Chain	Res	Atoms	RSCC	RSR	LLDF	B-factors(Å ²)	Q<0.9
86	OHX	A5	3402	7/7	0.96	0.19	-	116,116,116,116	7
87	MG	A5	4466	1/1	0.95	0.23	-	79,79,79,79	0
87	MG	A4	216	1/1	0.80	0.42	-	64,64,64,64	0
86	OHX	A6	2059	7/7	0.95	0.15	-	153,153,153,153	7
87	MG	A6	2285	1/1	0.76	0.26	-	74,74,74,74	0
86	OHX	A2	1953	7/7	0.97	0.20	-	120,120,120,120	7
87	MG	A6	2119	1/1	0.75	0.26	-	70,70,70,70	0
86	OHX	A5	3652	7/7	0.97	0.17	-	150,150,150,150	7
87	MG	A4	236	1/1	0.85	0.16	-	100,100,100,100	0
86	OHX	A6	2012	7/7	0.96	0.14	-	149,149,149,149	7
87	MG	A2	2215	1/1	0.75	0.34	-	86,86,86,86	0
87	MG	A2	2091	1/1	0.70	0.38	-	81,81,81,81	0
87	MG	Bj	106	1/1	0.74	0.34	-	75,75,75,75	0
87	MG	A5	4430	1/1	0.88	0.31	-	95,95,95,95	0
87	MG	A5	4383	1/1	0.81	0.29	-	69,69,69,69	0
87	MG	A2	2180	1/1	0.92	0.12	-	101,101,101,101	0
87	MG	A5	4012	1/1	0.98	0.42	-	43,43,43,43	0
87	MG	A5	4346	1/1	0.90	0.23	-	89,89,89,89	0
86	OHX	A2	2000	7/7	0.95	0.20	-	140,140,140,140	7
86	OHX	A5	3743	7/7	0.95	0.24	-	167,167,167,167	7
86	OHX	A5	3671	7/7	0.89	0.21	-	171,171,171,171	7
87	MG	A1	4097	1/1	0.87	0.35	-	73,73,73,73	0
86	OHX	A5	3804	7/7	0.93	0.16	-	162,162,162,162	7
87	MG	A5	4356	1/1	0.88	0.46	-	74,74,74,74	0
86	OHX	A5	3464	7/7	0.98	0.17	-	98,98,98,98	7
87	MG	A1	3851	1/1	0.27	0.26	-	53,53,53,53	0
87	MG	A2	2201	1/1	0.62	0.15	-	96,96,96,96	0
87	MG	BR	205	1/1	0.88	0.75	-	99,99,99,99	0
87	MG	A1	4126	1/1	0.92	0.26	-	84,84,84,84	0
87	MG	A5	3876	1/1	0.92	0.22	-	66,66,66,66	0
87	MG	AX	201	1/1	0.82	0.14	-	70,70,70,70	0
87	MG	A1	3883	1/1	0.89	0.36	-	37,37,37,37	0
87	MG	A1	3887	1/1	0.87	0.21	-	54,54,54,54	0
87	MG	A1	4161	1/1	0.73	0.29	-	73,73,73,73	0
87	MG	A1	4498	1/1	0.82	0.24	-	60,60,60,60	0
87	MG	A2	2193	1/1	0.61	0.25	-	79,79,79,79	0
87	MG	A6	2323	1/1	0.77	0.26	-	77,77,77,77	0
86	OHX	A2	1926	7/7	0.99	0.14	-	112,112,112,112	7
87	MG	A6	2261	1/1	0.78	0.24	-	76,76,76,76	0
86	OHX	A2	1999	7/7	0.96	0.13	-	168,168,168,168	7
87	MG	A1	4237	1/1	0.97	0.19	-	46,46,46,46	0
87	MG	A5	4024	1/1	0.73	0.37	-	42,42,42,42	0

Continued on next page...

Continued from previous page...

Mol	Type	Chain	Res	Atoms	RSCC	RSR	LLDF	B-factors(\AA^2)	Q<0.9
87	MG	A1	3871	1/1	0.85	0.30	-	48,48,48,48	0
87	MG	BE	201	1/1	0.78	0.27	-	55,55,55,55	0
87	MG	A6	2284	1/1	0.68	0.54	-	107,107,107,107	0
87	MG	A5	4166	1/1	0.84	0.27	-	57,57,57,57	0
87	MG	A1	3888	1/1	0.79	0.30	-	67,67,67,67	0
87	MG	A5	3849	1/1	0.85	0.31	-	41,41,41,41	0
87	MG	A7	231	1/1	0.90	0.25	-	87,87,87,87	0
86	OHX	DJ	201	7/7	0.91	0.14	-	185,185,185,185	7
87	MG	A5	4552	1/1	0.27	0.30	-	84,84,84,84	0
87	MG	A5	4245	1/1	0.84	0.23	-	66,66,66,66	0
87	MG	A5	4401	1/1	0.84	0.18	-	64,64,64,64	0
87	MG	AP	202	1/1	0.68	0.30	-	88,88,88,88	0
86	OHX	A1	3577	7/7	0.96	0.16	-	122,122,122,122	7
87	MG	A5	4140	1/1	0.93	0.16	-	56,56,56,56	0
86	OHX	A8	207	7/7	0.98	0.16	-	126,126,126,126	7
87	MG	A4	242	1/1	0.69	0.21	-	81,81,81,81	0
87	MG	A6	2290	1/1	0.85	0.18	-	82,82,82,82	0
87	MG	A1	4411	1/1	0.77	0.23	-	94,94,94,94	0
87	MG	A2	2169	1/1	0.78	0.19	-	105,105,105,105	0
87	MG	A5	4316	1/1	0.92	0.45	-	57,57,57,57	0
87	MG	A5	4429	1/1	0.95	0.17	-	58,58,58,58	0
87	MG	A6	2232	1/1	0.77	0.29	-	77,77,77,77	0
87	MG	A3	223	1/1	0.86	0.19	-	75,75,75,75	0
86	OHX	A5	3559	7/7	0.98	0.15	-	109,109,109,109	7
87	MG	CX	201	1/1	0.80	0.31	-	68,68,68,68	0
87	MG	A1	4256	1/1	0.44	0.18	-	86,86,86,86	0
87	MG	A5	4107	1/1	0.92	0.14	-	66,66,66,66	0
87	MG	A1	3819	1/1	0.83	0.11	-	63,63,63,63	0
87	MG	A1	4403	1/1	0.83	0.17	-	71,71,71,71	0
86	OHX	A2	2049	7/7	0.94	0.16	-	140,140,140,140	7
87	MG	A1	4440	1/1	0.74	0.61	-	55,55,55,55	0
87	MG	A1	4267	1/1	0.87	0.25	-	82,82,82,82	0
87	MG	A6	2197	1/1	0.80	0.20	-	74,74,74,74	0
87	MG	A6	2276	1/1	0.70	0.36	-	105,105,105,105	0
87	MG	A4	235	1/1	0.77	0.14	-	119,119,119,119	0
87	MG	A5	4215	1/1	0.89	0.26	-	52,52,52,52	0
87	MG	A3	224	1/1	0.88	0.21	-	62,62,62,62	0
86	OHX	A6	1927	7/7	0.97	0.17	-	129,129,129,129	0
87	MG	BJ	201	1/1	0.74	0.18	-	81,81,81,81	0
87	MG	A5	4041	1/1	0.93	0.23	-	47,47,47,47	0
87	MG	DB	404	1/1	0.83	0.29	-	68,68,68,68	0
87	MG	A5	4408	1/1	0.91	0.40	-	65,65,65,65	0

Continued on next page...

Continued from previous page...

Mol	Type	Chain	Res	Atoms	RSCC	RSR	LLDF	B-factors(\AA^2)	Q<0.9
87	MG	A2	2249	1/1	0.83	0.19	-	85,85,85,85	0
86	OHX	A6	2007	7/7	0.95	0.12	-	164,164,164,164	7
87	MG	A1	4328	1/1	0.93	1.25	-	76,76,76,76	0
86	OHX	A2	2063	7/7	0.89	0.13	-	183,183,183,183	7
86	OHX	A5	3773	7/7	0.93	0.19	-	141,141,141,141	7
87	MG	A1	4243	1/1	0.92	0.51	-	61,61,61,61	0
87	MG	A1	4178	1/1	0.79	0.17	-	70,70,70,70	0
87	MG	A6	2235	1/1	0.85	0.25	-	77,77,77,77	0
87	MG	A4	228	1/1	0.84	0.26	-	70,70,70,70	0
87	MG	A1	4052	1/1	0.93	0.26	-	71,71,71,71	0
87	MG	A5	4178	1/1	0.89	0.26	-	83,83,83,83	0
87	MG	A5	4537	1/1	0.88	0.12	-	83,83,83,83	0
87	MG	A5	4310	1/1	0.92	0.57	-	69,69,69,69	0
86	OHX	A5	3810	7/7	0.80	0.55	-	199,199,199,199	7
87	MG	A2	2234	1/1	0.94	0.26	-	94,94,94,94	0
86	OHX	A5	3583	7/7	0.95	0.17	-	137,137,137,137	7
87	MG	A5	4087	1/1	0.65	0.28	-	86,86,86,86	0
87	MG	A5	4208	1/1	0.84	0.21	-	75,75,75,75	0
86	OHX	A2	2037	7/7	0.75	0.38	-	197,197,197,197	7
86	OHX	A6	1950	7/7	0.98	0.14	-	140,140,140,140	0
87	MG	A1	4331	1/1	0.84	0.30	-	62,62,62,62	0
87	MG	A2	2154	1/1	0.83	0.34	-	74,74,74,74	0
86	OHX	A1	3714	7/7	0.94	0.23	-	118,118,118,118	7
87	MG	A3	214	1/1	0.88	0.31	-	70,70,70,70	0
87	MG	A5	4185	1/1	0.94	0.75	-	49,49,49,49	0
87	MG	A1	4125	1/1	0.83	0.25	-	56,56,56,56	0
87	MG	A1	4323	1/1	0.79	0.14	-	92,92,92,92	0
87	MG	A1	4487	1/1	0.68	0.23	-	80,80,80,80	0
86	OHX	A1	3680	7/7	0.93	0.25	-	127,127,127,127	7
87	MG	A6	2264	1/1	0.84	0.16	-	62,62,62,62	0
87	MG	A1	4400	1/1	0.97	0.15	-	70,70,70,70	0
87	MG	A1	4037	1/1	0.72	0.17	-	83,83,83,83	0
87	MG	A7	218	1/1	0.86	0.42	-	43,43,43,43	0
87	MG	A5	3856	1/1	0.81	0.33	-	54,54,54,54	0
86	OHX	A5	3805	7/7	0.91	0.15	-	172,172,172,172	7
87	MG	A5	4174	1/1	0.82	0.18	-	75,75,75,75	0
87	MG	A5	4100	1/1	0.73	0.33	-	86,86,86,86	0
87	MG	A6	2319	1/1	0.80	0.22	-	64,64,64,64	0
87	MG	A1	4303	1/1	0.80	0.36	-	105,105,105,105	0
87	MG	A5	4333	1/1	0.69	0.39	-	75,75,75,75	0
87	MG	A5	4091	1/1	0.80	0.12	-	54,54,54,54	0
86	OHX	A6	1939	7/7	0.96	0.17	-	134,134,134,134	0

Continued on next page...

Continued from previous page...

Mol	Type	Chain	Res	Atoms	RSCC	RSR	LLDF	B-factors(\AA^2)	Q<0.9
87	MG	A5	4571	1/1	0.60	0.36	-	84,84,84,84	0
87	MG	A5	3824	1/1	0.99	0.29	-	37,37,37,37	0
87	MG	A5	4145	1/1	0.94	0.19	-	57,57,57,57	0
86	OHX	A1	3614	7/7	0.97	0.19	-	112,112,112,112	7
87	MG	A1	4070	1/1	0.89	0.30	-	76,76,76,76	0
87	MG	A2	2089	1/1	0.97	0.32	-	49,49,49,49	0
87	MG	A1	4029	1/1	0.96	0.18	-	29,29,29,29	0
87	MG	A2	2245	1/1	0.65	0.16	-	71,71,71,71	0
87	MG	A1	4250	1/1	0.86	0.30	-	56,56,56,56	0
87	MG	A5	3926	1/1	0.82	0.31	-	53,53,53,53	0
86	OHX	A2	1931	7/7	0.94	0.19	-	143,143,143,143	7
87	MG	A1	4279	1/1	0.97	0.74	-	54,54,54,54	0
87	MG	A1	4188	1/1	0.82	0.35	-	82,82,82,82	0
87	MG	A5	4577	1/1	0.87	0.53	-	76,76,76,76	0
87	MG	A6	2154	1/1	0.82	0.36	-	56,56,56,56	0
87	MG	A6	2239	1/1	0.89	0.23	-	82,82,82,82	0
86	OHX	A5	3548	7/7	0.97	0.18	-	134,134,134,134	7
87	MG	A5	3992	1/1	0.70	0.32	-	57,57,57,57	0
86	OHX	AN	201	7/7	0.91	0.16	-	192,192,192,192	7
87	MG	A5	3858	1/1	0.85	0.31	-	43,43,43,43	0
86	OHX	A6	1904	7/7	0.99	0.23	-	88,88,88,88	0
86	OHX	A6	2021	7/7	0.94	0.21	-	131,131,131,131	7
87	MG	A1	4483	1/1	0.67	0.20	-	72,72,72,72	0
86	OHX	A5	3584	7/7	0.95	0.22	-	119,119,119,119	7
88	ZN	Ab	101	1/1	0.13	0.12	-	327,327,327,327	0
86	OHX	A5	3591	7/7	0.90	0.23	-	209,209,209,209	7
87	MG	A5	4393	1/1	0.81	0.80	-	97,97,97,97	0
87	MG	A6	2122	1/1	0.87	0.28	-	55,55,55,55	0
87	MG	A5	4103	1/1	0.91	0.33	-	74,74,74,74	0
87	MG	A5	3995	1/1	0.81	0.39	-	53,53,53,53	0
87	MG	A5	4198	1/1	0.82	0.22	-	58,58,58,58	0
86	OHX	A6	2056	7/7	0.91	0.12	-	178,178,178,178	7
87	MG	A5	3914	1/1	0.82	0.42	-	69,69,69,69	0
87	MG	A8	231	1/1	0.80	0.23	-	71,71,71,71	0
87	MG	A5	4575	1/1	0.43	0.50	-	68,68,68,68	0
87	MG	BN	304	1/1	0.67	0.34	-	80,80,80,80	0
87	MG	A1	3944	1/1	0.92	0.45	-	45,45,45,45	0
86	OHX	A5	3790	7/7	0.84	0.20	-	157,157,157,157	7
86	OHX	A6	2058	7/7	0.88	0.24	-	196,196,196,196	7
87	MG	A5	3864	1/1	0.93	0.35	-	63,63,63,63	0
87	MG	A6	2168	1/1	0.81	0.33	-	77,77,77,77	0
87	MG	A5	4317	1/1	0.71	0.41	-	63,63,63,63	0

Continued on next page...

Continued from previous page...

Mol	Type	Chain	Res	Atoms	RSCC	RSR	LLDF	B-factors(\AA^2)	Q<0.9
87	MG	A5	4264	1/1	0.70	0.41	-	103,103,103,103	0
87	MG	A5	4313	1/1	0.95	0.47	-	66,66,66,66	0
87	MG	A8	237	1/1	0.37	0.27	-	85,85,85,85	0
87	MG	A5	3933	1/1	0.69	0.36	-	74,74,74,74	0
87	MG	A5	4568	1/1	0.83	0.38	-	64,64,64,64	0
87	MG	A4	245	1/1	0.71	0.42	-	90,90,90,90	0
86	OHX	CS	201	7/7	0.95	0.18	-	129,129,129,129	7
87	MG	A5	4319	1/1	0.61	0.19	-	86,86,86,86	0
87	MG	A5	4188	1/1	0.70	0.37	-	78,78,78,78	0
86	OHX	A1	3624	7/7	0.95	0.26	-	137,137,137,137	7
87	MG	A7	221	1/1	0.70	0.30	-	82,82,82,82	0
86	OHX	A1	3772	7/7	0.82	0.27	-	171,171,171,171	7
87	MG	A5	3836	1/1	0.92	0.34	-	66,66,66,66	0
87	MG	A6	2121	1/1	0.78	0.37	-	64,64,64,64	0
86	OHX	A2	1930	7/7	0.98	0.16	-	120,120,120,120	7
87	MG	A2	2109	1/1	0.97	0.35	-	56,56,56,56	0
86	OHX	A1	3574	7/7	0.92	0.25	-	189,189,189,189	7
87	MG	A1	4492	1/1	0.67	0.21	-	100,100,100,100	0
86	OHX	A5	3647	7/7	0.87	0.11	-	204,204,204,204	7
87	MG	A2	2125	1/1	0.93	0.47	-	61,61,61,61	0
87	MG	A5	4055	1/1	0.90	0.22	-	81,81,81,81	0
87	MG	A1	4395	1/1	0.57	0.16	-	97,97,97,97	0
87	MG	A5	4127	1/1	0.90	0.30	-	68,68,68,68	0
86	OHX	A2	1994	7/7	0.97	0.16	-	118,118,118,118	7
86	OHX	A1	3664	7/7	0.82	0.15	-	207,207,207,207	7
86	OHX	A8	217	7/7	0.83	0.34	-	169,169,169,169	7
87	MG	A5	3869	1/1	0.95	0.37	-	58,58,58,58	0
87	MG	A7	232	1/1	0.93	0.20	-	91,91,91,91	0
87	MG	AB	302	1/1	0.85	0.13	-	63,63,63,63	0
87	MG	A6	2244	1/1	0.41	0.65	-	97,97,97,97	0
87	MG	A5	4331	1/1	0.94	0.19	-	104,104,104,104	0
87	MG	A1	3991	1/1	0.62	0.40	-	52,52,52,52	0
87	MG	CY	203	1/1	0.44	0.24	-	109,109,109,109	0
87	MG	A5	4523	1/1	0.95	0.30	-	65,65,65,65	0
87	MG	A6	2102	1/1	0.94	0.22	-	63,63,63,63	0
87	MG	A6	2190	1/1	0.87	0.10	-	74,74,74,74	0
87	MG	A2	2227	1/1	-0.10	0.19	-	106,106,106,106	0
87	MG	A1	4264	1/1	0.73	0.23	-	65,65,65,65	0
87	MG	A1	4358	1/1	0.91	0.41	-	86,86,86,86	0
87	MG	A5	4396	1/1	0.91	0.23	-	71,71,71,71	0
87	MG	A5	4147	1/1	0.90	0.14	-	63,63,63,63	0
87	MG	A6	2282	1/1	0.54	0.39	-	83,83,83,83	0

Continued on next page...

Continued from previous page...

Mol	Type	Chain	Res	Atoms	RSCC	RSR	LLDF	B-factors(\AA^2)	Q<0.9
86	OHX	A5	3788	7/7	0.92	0.29	-	141,141,141,141	7
87	MG	A6	2109	1/1	0.88	0.33	-	54,54,54,54	0
87	MG	A6	2175	1/1	0.84	0.29	-	62,62,62,62	0
87	MG	A1	4220	1/1	0.87	0.20	-	103,103,103,103	0
87	MG	A1	4245	1/1	0.88	0.21	-	73,73,73,73	0
87	MG	A1	4435	1/1	0.95	0.20	-	105,105,105,105	0
87	MG	BB	404	1/1	0.85	0.28	-	57,57,57,57	0
86	OHX	A2	2075	7/7	0.75	0.28	-	204,204,204,204	7
87	MG	A4	229	1/1	0.73	0.16	-	54,54,54,54	0
87	MG	A5	4561	1/1	0.65	0.58	-	111,111,111,111	0
87	MG	A5	4379	1/1	0.67	0.41	-	45,45,45,45	0
87	MG	A2	2163	1/1	0.98	0.18	-	80,80,80,80	0
86	OHX	A2	1992	7/7	0.96	0.15	-	123,123,123,123	7
86	OHX	A5	3609	7/7	0.94	0.14	-	153,153,153,153	7
87	MG	A5	3906	1/1	0.71	0.30	-	56,56,56,56	0
86	OHX	A1	3607	7/7	0.89	0.15	-	204,204,204,204	7
87	MG	A1	4146	1/1	0.88	0.32	-	91,91,91,91	0
87	MG	Bo	202	1/1	0.66	0.37	-	82,82,82,82	0
87	MG	A1	4203	1/1	0.92	0.29	-	69,69,69,69	0
87	MG	Da	204	1/1	0.86	0.58	-	52,52,52,52	0
86	OHX	A5	3598	7/7	0.97	0.13	-	143,143,143,143	7
87	MG	A5	3973	1/1	0.93	0.37	-	38,38,38,38	0
87	MG	A5	4519	1/1	0.91	0.11	-	63,63,63,63	0
87	MG	A1	4139	1/1	0.93	0.18	-	56,56,56,56	0
87	MG	A5	4144	1/1	0.92	0.71	-	75,75,75,75	0
87	MG	A5	4013	1/1	0.91	0.35	-	44,44,44,44	0
86	OHX	A1	3618	7/7	0.94	0.13	-	158,158,158,158	7
86	OHX	A1	3724	7/7	0.91	0.24	-	144,144,144,144	7
86	OHX	A5	3751	7/7	0.90	0.22	-	148,148,148,148	7
86	OHX	A1	3550	7/7	0.95	0.18	-	130,130,130,130	7
87	MG	A5	3833	1/1	0.88	0.33	-	54,54,54,54	0
87	MG	A2	2221	1/1	0.34	0.34	-	83,83,83,83	0
87	MG	A5	3891	1/1	0.85	0.25	-	50,50,50,50	0
87	MG	A1	3854	1/1	0.84	0.21	-	57,57,57,57	0
87	MG	A5	4353	1/1	0.13	0.61	-	71,71,71,71	0
87	MG	A1	4053	1/1	0.82	0.19	-	76,76,76,76	0
87	MG	A5	4223	1/1	0.85	0.30	-	78,78,78,78	0
87	MG	A1	4085	1/1	0.75	0.18	-	35,35,35,35	0
87	MG	A5	4088	1/1	0.77	0.18	-	41,41,41,41	0
87	MG	A2	2246	1/1	0.89	0.12	-	100,100,100,100	0
86	OHX	A1	3669	7/7	0.96	0.15	-	130,130,130,130	7
87	MG	A6	2305	1/1	0.87	0.23	-	76,76,76,76	0

Continued on next page...

Continued from previous page...

Mol	Type	Chain	Res	Atoms	RSCC	RSR	LLDF	B-factors(\AA^2)	Q<0.9
87	MG	A1	3921	1/1	0.26	0.26	-	87,87,87,87	0
87	MG	A1	4289	1/1	0.76	0.28	-	74,74,74,74	0
87	MG	A1	4233	1/1	0.59	0.24	-	79,79,79,79	0
87	MG	A6	2247	1/1	0.88	0.52	-	88,88,88,88	0
86	OHX	A5	3518	7/7	0.93	0.18	-	159,159,159,159	7
87	MG	A1	4132	1/1	0.75	0.17	-	64,64,64,64	0
87	MG	A2	2252	1/1	0.89	0.21	-	89,89,89,89	0
87	MG	A1	4213	1/1	0.56	0.20	-	79,79,79,79	0
86	OHX	A1	3535	7/7	0.98	0.21	-	102,102,102,102	7
87	MG	A2	2162	1/1	0.92	0.44	-	84,84,84,84	0
87	MG	A2	2184	1/1	0.92	0.25	-	109,109,109,109	0
87	MG	A5	4125	1/1	0.88	0.14	-	67,67,67,67	0
87	MG	A7	215	1/1	0.81	0.26	-	46,46,46,46	0
87	MG	A1	4506	1/1	0.90	0.22	-	77,77,77,77	0
87	MG	A5	4384	1/1	0.79	0.25	-	77,77,77,77	0
86	OHX	A1	3401	7/7	0.97	0.16	-	121,121,121,121	7
87	MG	A5	4039	1/1	0.77	0.34	-	63,63,63,63	0
86	OHX	A1	3805	7/7	0.71	0.42	-	209,209,209,209	7
87	MG	A5	4412	1/1	0.94	0.33	-	104,104,104,104	0
87	MG	A6	2176	1/1	0.93	0.47	-	67,67,67,67	0
87	MG	A5	4183	1/1	0.91	0.15	-	76,76,76,76	0
87	MG	A5	4532	1/1	0.96	0.44	-	95,95,95,95	0
87	MG	A5	4271	1/1	0.95	0.82	-	68,68,68,68	0
86	OHX	A5	3818	7/7	0.80	0.62	-	226,226,226,226	7
87	MG	A1	4340	1/1	0.85	0.67	-	96,96,96,96	0
87	MG	A1	3918	1/1	0.56	0.29	-	83,83,83,83	0
87	MG	A5	4497	1/1	0.27	0.29	-	76,76,76,76	0
87	MG	A5	4051	1/1	0.91	0.15	-	77,77,77,77	0
87	MG	A5	3410	1/1	0.83	0.27	-	61,61,61,61	0
87	MG	A7	233	1/1	0.83	0.27	-	60,60,60,60	0
87	MG	A1	4109	1/1	0.23	0.37	-	80,80,80,80	0
87	MG	A1	4165	1/1	0.87	0.35	-	57,57,57,57	0
86	OHX	A5	3709	7/7	0.91	0.13	-	171,171,171,171	7
87	MG	A1	4450	1/1	0.68	0.24	-	68,68,68,68	0
87	MG	DD	304	1/1	0.92	0.22	-	71,71,71,71	0
86	OHX	A1	3719	7/7	0.92	0.18	-	154,154,154,154	7
87	MG	A5	4533	1/1	0.81	0.19	-	83,83,83,83	0
87	MG	A6	2211	1/1	0.76	0.14	-	86,86,86,86	0
87	MG	A6	2107	1/1	0.96	0.41	-	52,52,52,52	0
87	MG	A1	4404	1/1	0.65	0.28	-	80,80,80,80	0
87	MG	A1	4079	1/1	0.86	0.26	-	75,75,75,75	0
87	MG	A1	3963	1/1	0.91	0.22	-	56,56,56,56	0

Continued on next page...

Continued from previous page...

Mol	Type	Chain	Res	Atoms	RSCC	RSR	LLDF	B-factors(\AA^2)	Q<0.9
87	MG	A1	3902	1/1	0.85	0.26	-	47,47,47,47	0
86	OHX	A6	2064	7/7	0.94	0.12	-	164,164,164,164	7
87	MG	A5	4233	1/1	0.86	0.19	-	91,91,91,91	0
87	MG	A5	4251	1/1	0.55	0.38	-	85,85,85,85	0
86	OHX	A6	2051	7/7	0.81	0.21	-	167,167,167,167	7
87	MG	A1	4484	1/1	0.82	1.48	-	106,106,106,106	0
86	OHX	A7	210	7/7	0.93	0.24	-	114,114,114,114	7
87	MG	A5	3900	1/1	0.91	0.24	-	63,63,63,63	0
87	MG	A6	2335	1/1	0.57	0.68	-	84,84,84,84	0
87	MG	A5	4465	1/1	0.97	0.40	-	62,62,62,62	0
87	MG	A2	2108	1/1	0.83	0.17	-	56,56,56,56	0
87	MG	A5	4167	1/1	0.95	0.24	-	71,71,71,71	0
87	MG	A1	4298	1/1	0.70	0.66	-	95,95,95,95	0
87	MG	A5	4122	1/1	0.94	0.31	-	52,52,52,52	0
86	OHX	A5	3643	7/7	0.95	0.14	-	150,150,150,150	7
86	OHX	A5	3763	7/7	0.83	0.48	-	197,197,197,197	7
87	MG	A5	4511	1/1	0.69	0.66	-	68,68,68,68	0
87	MG	A1	4493	1/1	0.63	0.36	-	66,66,66,66	0
87	MG	A7	222	1/1	0.74	0.38	-	94,94,94,94	0
87	MG	A5	4345	1/1	0.78	0.75	-	77,77,77,77	0
87	MG	A6	2167	1/1	0.95	0.30	-	46,46,46,46	0
86	OHX	A1	3633	7/7	0.95	0.22	-	101,101,101,101	7
87	MG	A1	4169	1/1	0.87	0.33	-	80,80,80,80	0
87	MG	A1	4062	1/1	0.95	0.32	-	72,72,72,72	0
87	MG	A5	4277	1/1	0.82	0.56	-	85,85,85,85	0
87	MG	A2	2094	1/1	0.78	0.36	-	68,68,68,68	0
87	MG	A1	4397	1/1	0.94	0.20	-	80,80,80,80	0
86	OHX	A5	3461	7/7	0.99	0.21	-	82,82,82,82	7
87	MG	A5	4172	1/1	0.79	0.33	-	67,67,67,67	0
86	OHX	A5	3673	7/7	0.91	0.23	-	144,144,144,144	7
87	MG	A2	2113	1/1	0.83	0.41	-	80,80,80,80	0
86	OHX	A4	202	7/7	0.99	0.22	-	80,80,80,80	0
87	MG	A2	2229	1/1	0.92	0.10	-	60,60,60,60	0
86	OHX	A1	3682	7/7	0.95	0.13	-	145,145,145,145	7
87	MG	A1	4412	1/1	0.92	0.32	-	104,104,104,104	0
87	MG	A1	4247	1/1	0.81	0.24	-	74,74,74,74	0
87	MG	A5	4256	1/1	0.69	0.69	-	81,81,81,81	0
87	MG	A2	2233	1/1	0.71	0.13	-	80,80,80,80	0
87	MG	Da	203	1/1	0.81	0.21	-	54,54,54,54	0
87	MG	A1	4221	1/1	0.51	0.16	-	92,92,92,92	0
86	OHX	A5	3669	7/7	0.89	0.28	-	109,109,109,109	7
87	MG	A5	4368	1/1	0.93	0.28	-	75,75,75,75	0

Continued on next page...

Continued from previous page...

Mol	Type	Chain	Res	Atoms	RSCC	RSR	LLDF	B-factors(\AA^2)	Q<0.9
87	MG	A2	2088	1/1	0.89	0.33	-	59,59,59,59	0
87	MG	A7	230	1/1	0.83	0.22	-	61,61,61,61	0
87	MG	A6	2203	1/1	0.94	0.39	-	63,63,63,63	0
87	MG	Ba	205	1/1	0.58	0.27	-	69,69,69,69	0
87	MG	BC	402	1/1	0.91	0.28	-	54,54,54,54	0
87	MG	A6	2149	1/1	0.91	0.38	-	49,49,49,49	0
86	OHX	A7	201	7/7	0.99	0.20	-	107,107,107,107	0
87	MG	Bj	109	1/1	0.93	0.27	-	122,122,122,122	0
87	MG	A5	4546	1/1	0.84	0.47	-	66,66,66,66	0
86	OHX	A5	3780	7/7	0.80	0.43	-	211,211,211,211	7
86	OHX	A2	1980	7/7	0.95	0.15	-	152,152,152,152	7
87	MG	A2	2177	1/1	0.71	0.30	-	83,83,83,83	0
86	OHX	A5	3785	7/7	0.79	0.35	-	126,126,126,126	7
87	MG	A1	4138	1/1	0.94	0.30	-	62,62,62,62	0
87	MG	A8	224	1/1	0.90	0.20	-	67,67,67,67	0
86	OHX	A5	3521	7/7	0.94	0.21	-	150,150,150,150	7
86	OHX	A1	3609	7/7	0.93	0.22	-	122,122,122,122	7
87	MG	A5	4326	1/1	0.87	0.25	-	75,75,75,75	0
87	MG	A1	3942	1/1	0.88	0.33	-	38,38,38,38	0
87	MG	A5	4311	1/1	0.85	0.24	-	78,78,78,78	0
86	OHX	A6	1995	7/7	0.97	0.12	-	143,143,143,143	7
87	MG	A1	4206	1/1	0.67	0.21	-	55,55,55,55	0
87	MG	DJ	203	1/1	0.70	0.26	-	80,80,80,80	0
87	MG	A1	4060	1/1	0.74	0.20	-	67,67,67,67	0
87	MG	A5	4363	1/1	0.82	0.29	-	83,83,83,83	0
87	MG	A1	4501	1/1	0.40	1.01	-	103,103,103,103	0
86	OHX	A2	2048	7/7	0.91	0.15	-	155,155,155,155	7
87	MG	A5	4163	1/1	0.90	0.23	-	58,58,58,58	0
87	MG	A5	4404	1/1	0.90	0.83	-	54,54,54,54	0
86	OHX	A5	3467	7/7	0.98	0.20	-	104,104,104,104	7
87	MG	A5	4437	1/1	0.97	0.28	-	86,86,86,86	0
87	MG	A2	2206	1/1	0.77	0.15	-	78,78,78,78	0
87	MG	A5	3904	1/1	0.97	0.19	-	60,60,60,60	0
87	MG	A1	4353	1/1	0.87	0.21	-	77,77,77,77	0
87	MG	A5	4005	1/1	0.96	0.36	-	31,31,31,31	0
87	MG	A1	4145	1/1	0.80	0.22	-	54,54,54,54	0
87	MG	A1	4230	1/1	0.08	0.38	-	91,91,91,91	0
87	MG	A1	3997	1/1	0.95	0.35	-	40,40,40,40	0
86	OHX	A1	3648	7/7	0.97	0.15	-	102,102,102,102	7
86	OHX	A5	3623	7/7	0.90	0.21	-	156,156,156,156	7
86	OHX	A2	2258	7/7	0.93	0.17	-	162,162,162,162	7
87	MG	DM	202	1/1	0.83	0.24	-	70,70,70,70	0

Continued on next page...

Continued from previous page...

Mol	Type	Chain	Res	Atoms	RSCC	RSR	LLDF	B-factors(Å ²)	Q<0.9
87	MG	A5	3879	1/1	0.81	0.25	-	61,61,61,61	0
87	MG	A6	2303	1/1	0.91	0.33	-	60,60,60,60	0
87	MG	A1	4180	1/1	0.88	0.81	-	79,79,79,79	0
86	OHX	A1	3744	7/7	0.89	0.49	-	205,205,205,205	7
87	MG	A1	4370	1/1	0.41	0.25	-	104,104,104,104	0
87	MG	A5	3901	1/1	0.92	0.28	-	85,85,85,85	0
87	MG	A2	2190	1/1	0.87	0.14	-	82,82,82,82	0
87	MG	A1	4254	1/1	0.89	0.26	-	72,72,72,72	0
87	MG	A2	2147	1/1	0.58	0.20	-	93,93,93,93	0
87	MG	A5	4212	1/1	0.81	0.19	-	73,73,73,73	0
87	MG	A1	3885	1/1	0.94	0.27	-	61,61,61,61	0
87	MG	A1	4309	1/1	0.83	0.51	-	99,99,99,99	0
87	MG	A5	4132	1/1	0.85	0.26	-	66,66,66,66	0
86	OHX	A1	3569	7/7	0.92	0.17	-	144,144,144,144	7
87	MG	A5	4490	1/1	0.80	0.25	-	90,90,90,90	0
87	MG	A1	4479	1/1	0.68	0.26	-	74,74,74,74	0
86	OHX	A1	3752	7/7	0.91	0.10	-	207,207,207,207	7
86	OHX	A1	3642	7/7	0.97	0.11	-	139,139,139,139	7
87	MG	A1	4497	1/1	0.86	0.18	-	79,79,79,79	0
87	MG	A1	4069	1/1	0.59	0.24	-	69,69,69,69	0
86	OHX	A1	3531	7/7	0.97	0.15	-	140,140,140,140	7
87	MG	A1	3970	1/1	0.89	0.33	-	69,69,69,69	0
87	MG	A1	4325	1/1	0.41	0.31	-	67,67,67,67	0
87	MG	A5	3910	1/1	0.91	0.32	-	57,57,57,57	0
86	OHX	A6	1967	7/7	0.96	0.18	-	112,112,112,112	7
86	OHX	A6	2029	7/7	0.94	0.23	-	141,141,141,141	7
87	MG	A5	4469	1/1	0.91	0.17	-	70,70,70,70	0
86	OHX	A1	3643	7/7	0.96	0.16	-	153,153,153,153	7
87	MG	A1	4347	1/1	0.85	0.35	-	86,86,86,86	0
86	OHX	A6	2085	7/7	0.89	0.52	-	188,188,188,188	7
87	MG	A6	2307	1/1	0.89	0.54	-	94,94,94,94	0
87	MG	A1	3821	1/1	0.85	0.47	-	71,71,71,71	0
87	MG	A7	239	1/1	0.87	0.27	-	71,71,71,71	0
87	MG	A8	239	1/1	0.94	0.12	-	93,93,93,93	0
86	OHX	A6	2008	7/7	0.91	0.17	-	176,176,176,176	7
87	MG	A5	3843	1/1	0.95	0.25	-	50,50,50,50	0
87	MG	A1	4316	1/1	0.76	0.71	-	65,65,65,65	0
86	OHX	A5	3649	7/7	0.96	0.20	-	129,129,129,129	7
87	MG	A6	2166	1/1	0.75	0.26	-	64,64,64,64	0
86	OHX	A7	208	7/7	0.98	0.18	-	105,105,105,105	7
86	OHX	A5	3769	7/7	0.82	0.28	-	169,169,169,169	7
87	MG	A5	4381	1/1	0.74	0.24	-	96,96,96,96	0

Continued on next page...

Continued from previous page...

Mol	Type	Chain	Res	Atoms	RSCC	RSR	LLDF	B-factors(\AA^2)	Q<0.9
87	MG	A5	4338	1/1	0.69	0.31	-	93,93,93,93	0
87	MG	A5	3866	1/1	0.96	0.30	-	51,51,51,51	0
87	MG	A1	4297	1/1	0.86	0.56	-	94,94,94,94	0
87	MG	A5	4085	1/1	0.86	0.28	-	79,79,79,79	0
87	MG	A1	4410	1/1	0.85	0.45	-	69,69,69,69	0
87	MG	A5	4548	1/1	0.96	0.63	-	74,74,74,74	0
87	MG	A1	4231	1/1	0.88	0.84	-	82,82,82,82	0
87	MG	A5	3966	1/1	0.86	0.38	-	56,56,56,56	0
86	OHX	A5	3401	7/7	0.97	0.19	-	102,102,102,102	0
87	MG	A1	4049	1/1	0.89	0.17	-	59,59,59,59	0
87	MG	A8	232	1/1	0.88	0.16	-	43,43,43,43	0
87	MG	A5	3922	1/1	0.83	0.20	-	54,54,54,54	0
86	OHX	A6	2034	7/7	0.93	0.20	-	137,137,137,137	7
86	OHX	A1	3771	7/7	0.90	0.26	-	174,174,174,174	7
86	OHX	A6	1944	7/7	0.98	0.15	-	115,115,115,115	7
87	MG	A5	4500	1/1	0.92	0.23	-	82,82,82,82	0
87	MG	A5	4191	1/1	0.61	0.29	-	99,99,99,99	0
86	OHX	A5	3575	7/7	0.97	0.23	-	81,81,81,81	7
87	MG	A1	3922	1/1	0.52	0.45	-	107,107,107,107	0
87	MG	A5	4105	1/1	0.96	0.28	-	68,68,68,68	0
87	MG	A1	4446	1/1	0.94	0.19	-	62,62,62,62	0
86	OHX	A1	3727	7/7	0.90	0.29	-	146,146,146,146	7
87	MG	CS	202	1/1	0.81	0.41	-	63,63,63,63	0
87	MG	A1	4122	1/1	0.79	0.28	-	57,57,57,57	0
87	MG	A5	4240	1/1	0.92	0.96	-	77,77,77,77	0
87	MG	A5	4364	1/1	0.68	0.23	-	76,76,76,76	0
86	OHX	A5	3573	7/7	0.98	0.18	-	107,107,107,107	7
86	OHX	A5	3777	7/7	0.75	0.34	-	187,187,187,187	7
87	MG	A5	4276	1/1	0.85	0.23	-	60,60,60,60	0
87	MG	A5	4541	1/1	0.77	0.52	-	107,107,107,107	0
87	MG	A4	218	1/1	0.91	0.33	-	59,59,59,59	0
87	MG	DC	406	1/1	0.61	0.30	-	111,111,111,111	0
87	MG	A1	4150	1/1	0.16	0.60	-	95,95,95,95	0
87	MG	A2	2160	1/1	0.76	0.37	-	66,66,66,66	0
87	MG	A5	4137	1/1	0.68	0.20	-	104,104,104,104	0
87	MG	A1	4477	1/1	0.25	0.29	-	108,108,108,108	0
86	OHX	A5	3617	7/7	0.97	0.12	-	154,154,154,154	7
87	MG	A5	4128	1/1	0.95	0.17	-	66,66,66,66	0
87	MG	A5	3888	1/1	0.67	0.24	-	64,64,64,64	0
87	MG	A1	3857	1/1	0.73	0.26	-	53,53,53,53	0
86	OHX	A6	2023	7/7	0.87	0.23	-	177,177,177,177	7
87	MG	A1	3843	1/1	0.97	0.30	-	46,46,46,46	0

Continued on next page...

Continued from previous page...

Mol	Type	Chain	Res	Atoms	RSCC	RSR	LLDF	B-factors(\AA^2)	Q<0.9
87	MG	A6	2301	1/1	0.92	0.54	-	116,116,116,116	0
86	OHX	A3	201	7/7	0.97	0.19	-	109,109,109,109	0
86	OHX	A1	3668	7/7	0.94	0.18	-	151,151,151,151	7
87	MG	A5	4274	1/1	0.92	0.09	-	51,51,51,51	0
87	MG	A5	4138	1/1	0.67	0.39	-	77,77,77,77	0
86	OHX	A1	3559	7/7	0.97	0.17	-	116,116,116,116	7
87	MG	A6	2331	1/1	0.92	0.16	-	79,79,79,79	0
87	MG	A5	3937	1/1	0.89	0.34	-	69,69,69,69	0
86	OHX	A1	3511	7/7	0.97	0.17	-	154,154,154,154	0
87	MG	A5	3980	1/1	0.92	0.35	-	58,58,58,58	0
87	MG	A5	4059	1/1	0.76	0.32	-	71,71,71,71	0
86	OHX	A1	3749	7/7	0.90	0.14	-	177,177,177,177	7
87	MG	A5	3968	1/1	0.88	0.19	-	50,50,50,50	0
87	MG	A5	4262	1/1	0.81	0.23	-	60,60,60,60	0
86	OHX	A5	3706	7/7	0.94	0.18	-	139,139,139,139	7
87	MG	A1	4421	1/1	0.89	0.41	-	63,63,63,63	0
87	MG	A6	2337	1/1	0.38	0.29	-	127,127,127,127	0
87	MG	A2	2131	1/1	0.95	0.20	-	65,65,65,65	0
87	MG	A5	4443	1/1	0.88	0.25	-	64,64,64,64	0
87	MG	A5	4447	1/1	0.71	0.23	-	61,61,61,61	0
87	MG	A1	4020	1/1	0.96	0.34	-	52,52,52,52	0
87	MG	A5	4535	1/1	0.94	0.17	-	68,68,68,68	0
87	MG	A1	4288	1/1	0.51	0.38	-	81,81,81,81	0
87	MG	A1	4033	1/1	0.86	0.26	-	48,48,48,48	0
86	OHX	A5	3727	7/7	0.89	0.19	-	167,167,167,167	7
87	MG	A5	4397	1/1	0.67	0.17	-	101,101,101,101	0
87	MG	A1	4214	1/1	0.84	0.58	-	55,55,55,55	0
87	MG	A5	4456	1/1	0.91	0.31	-	79,79,79,79	0
86	OHX	A1	3519	7/7	0.95	0.17	-	137,137,137,137	7
86	OHX	A5	3783	7/7	0.90	0.25	-	154,154,154,154	7
87	MG	A1	3929	1/1	0.88	0.33	-	75,75,75,75	0
86	OHX	A5	3814	7/7	0.96	0.19	-	114,114,114,114	7
86	OHX	A6	2016	7/7	0.96	0.16	-	124,124,124,124	7
87	MG	A6	2145	1/1	0.86	0.28	-	46,46,46,46	0
87	MG	A1	4255	1/1	0.76	0.32	-	87,87,87,87	0
87	MG	A5	3845	1/1	0.81	0.31	-	51,51,51,51	0
87	MG	A1	4461	1/1	0.96	0.12	-	86,86,86,86	0
86	OHX	A6	2067	7/7	0.89	0.24	-	136,136,136,136	7
87	MG	A5	4351	1/1	0.65	0.38	-	85,85,85,85	0
87	MG	A4	247	1/1	0.90	0.68	-	56,56,56,56	0
86	OHX	A5	3562	7/7	0.97	0.20	-	104,104,104,104	7
86	OHX	A5	3578	7/7	0.98	0.11	-	159,159,159,159	7

Continued on next page...

Continued from previous page...

Mol	Type	Chain	Res	Atoms	RSCC	RSR	LLDF	B-factors(\AA^2)	Q<0.9
87	MG	A4	249	1/1	0.78	0.29	-	75,75,75,75	0
87	MG	A5	4111	1/1	0.76	0.25	-	65,65,65,65	0
87	MG	A5	4080	1/1	0.96	0.35	-	71,71,71,71	0
86	OHX	A5	3691	7/7	0.94	0.18	-	155,155,155,155	7
86	OHX	A1	3741	7/7	0.89	0.26	-	151,151,151,151	7
87	MG	A1	3877	1/1	0.88	0.29	-	34,34,34,34	0
87	MG	A6	2205	1/1	0.83	0.26	-	72,72,72,72	0
87	MG	A2	2142	1/1	0.87	0.38	-	65,65,65,65	0
87	MG	A5	3912	1/1	0.87	0.43	-	77,77,77,77	0
87	MG	A2	2179	1/1	0.76	0.24	-	81,81,81,81	0
86	OHX	A5	3761	7/7	0.94	0.16	-	146,146,146,146	7
87	MG	A5	3981	1/1	0.94	0.42	-	79,79,79,79	0
86	OHX	A5	3690	7/7	0.94	0.21	-	130,130,130,130	7
86	OHX	A1	3790	7/7	0.88	0.18	-	164,164,164,164	7
87	MG	A5	3411	1/1	0.90	0.22	-	82,82,82,82	0
87	MG	A5	4196	1/1	0.76	0.10	-	66,66,66,66	0
87	MG	A1	3838	1/1	0.88	0.25	-	67,67,67,67	0
86	OHX	A5	3745	7/7	0.93	0.24	-	131,131,131,131	7
87	MG	A1	3962	1/1	0.97	0.42	-	61,61,61,61	0
87	MG	A6	2241	1/1	0.92	0.81	-	112,112,112,112	0
87	MG	A5	4037	1/1	0.93	0.37	-	67,67,67,67	0
87	MG	A7	234	1/1	0.88	0.31	-	90,90,90,90	0
87	MG	A5	3990	1/1	0.90	0.45	-	68,68,68,68	0
87	MG	A5	4179	1/1	0.62	0.23	-	71,71,71,71	0
87	MG	A6	2185	1/1	0.83	0.19	-	71,71,71,71	0
87	MG	A5	4257	1/1	0.85	0.29	-	70,70,70,70	0
87	MG	A5	4096	1/1	0.92	0.33	-	72,72,72,72	0
87	MG	A1	4194	1/1	0.73	0.32	-	96,96,96,96	0
87	MG	A6	2116	1/1	0.73	0.25	-	80,80,80,80	0
86	OHX	A1	3793	7/7	0.80	0.29	-	232,232,232,232	7
87	MG	A5	4014	1/1	0.87	0.33	-	54,54,54,54	0
86	OHX	A6	1940	7/7	0.97	0.15	-	129,129,129,129	7
86	OHX	A6	1999	7/7	0.93	0.21	-	140,140,140,140	7
87	MG	A5	4495	1/1	0.56	0.31	-	88,88,88,88	0
87	MG	A1	3909	1/1	0.80	0.44	-	67,67,67,67	0
87	MG	A5	4518	1/1	0.54	1.26	-	144,144,144,144	0
87	MG	BL	201	1/1	0.78	0.23	-	51,51,51,51	0
86	OHX	A6	2074	7/7	0.74	0.32	-	176,176,176,176	7
87	MG	A2	2123	1/1	0.55	0.40	-	81,81,81,81	0
87	MG	A5	4536	1/1	0.87	0.31	-	73,73,73,73	0
86	OHX	A5	3798	7/7	0.73	0.27	-	202,202,202,202	7
87	MG	A1	4045	1/1	0.93	0.17	-	55,55,55,55	0

Continued on next page...

Continued from previous page...

Mol	Type	Chain	Res	Atoms	RSCC	RSR	LLDF	B-factors(\AA^2)	Q<0.9
87	MG	A5	4081	1/1	0.63	0.41	-	79,79,79,79	0
87	MG	A1	3844	1/1	0.87	0.21	-	48,48,48,48	0
87	MG	A6	2254	1/1	0.63	0.17	-	69,69,69,69	0
87	MG	A6	2189	1/1	0.80	0.32	-	42,42,42,42	0
87	MG	A1	4382	1/1	0.85	0.25	-	81,81,81,81	0
86	OHX	A1	3661	7/7	0.95	0.23	-	118,118,118,118	7
87	MG	A1	4269	1/1	0.72	0.74	-	87,87,87,87	0
87	MG	A1	4227	1/1	0.83	0.19	-	52,52,52,52	0
87	MG	A1	3927	1/1	0.91	0.20	-	31,31,31,31	0
87	MG	A5	4267	1/1	0.63	0.28	-	88,88,88,88	0
87	MG	A1	4022	1/1	0.92	0.28	-	40,40,40,40	0
87	MG	A1	4330	1/1	0.97	0.16	-	82,82,82,82	0
86	OHX	A2	2036	7/7	0.88	0.24	-	162,162,162,162	7
87	MG	A5	3929	1/1	0.46	0.33	-	80,80,80,80	0
87	MG	A5	4439	1/1	0.93	0.17	-	56,56,56,56	0
87	MG	A5	4186	1/1	0.80	0.23	-	84,84,84,84	0
87	MG	AJ	201	1/1	0.39	0.29	-	82,82,82,82	0
87	MG	A5	4228	1/1	0.82	0.35	-	82,82,82,82	0
87	MG	A1	3882	1/1	0.81	0.31	-	47,47,47,47	0
87	MG	DM	203	1/1	0.31	0.28	-	94,94,94,94	0
87	MG	A5	4094	1/1	0.75	0.31	-	69,69,69,69	0
87	MG	A5	4270	1/1	0.85	0.26	-	57,57,57,57	0
87	MG	A6	2159	1/1	0.97	0.23	-	33,33,33,33	0
87	MG	A6	2214	1/1	0.88	0.25	-	53,53,53,53	0
87	MG	A1	3846	1/1	0.85	0.21	-	37,37,37,37	0
87	MG	A5	3996	1/1	0.93	0.48	-	46,46,46,46	0
86	OHX	A1	3630	7/7	0.96	0.16	-	119,119,119,119	7
87	MG	A1	4373	1/1	0.86	0.51	-	56,56,56,56	0
87	MG	A6	2260	1/1	0.95	0.24	-	62,62,62,62	0
86	OHX	A1	3484	7/7	0.97	0.19	-	126,126,126,126	0
86	OHX	A1	3580	7/7	0.96	0.17	-	149,149,149,149	7
86	OHX	A5	3726	7/7	0.94	0.16	-	135,135,135,135	7
86	OHX	A1	3809	7/7	0.86	0.15	-	192,192,192,192	7
87	MG	A5	3994	1/1	0.86	0.34	-	39,39,39,39	0
86	OHX	A1	3696	7/7	0.94	0.25	-	143,143,143,143	7
87	MG	A1	4059	1/1	0.59	0.43	-	84,84,84,84	0
87	MG	A1	4359	1/1	0.34	0.27	-	70,70,70,70	0
87	MG	A2	2254	1/1	0.46	0.22	-	61,61,61,61	0
87	MG	A5	4021	1/1	0.78	0.31	-	35,35,35,35	0
87	MG	A6	2163	1/1	0.90	0.35	-	58,58,58,58	0
86	OHX	A5	3433	7/7	0.99	0.20	-	81,81,81,81	0
87	MG	A2	2243	1/1	0.59	0.30	-	86,86,86,86	0

Continued on next page...

Continued from previous page...

Mol	Type	Chain	Res	Atoms	RSCC	RSR	LLDF	B-factors(Å ²)	Q<0.9
86	OHX	A2	1970	7/7	0.97	0.14	-	138,138,138,138	7
87	MG	A1	4490	1/1	0.81	0.28	-	77,77,77,77	0
86	OHX	A1	3813	7/7	0.89	0.17	-	201,201,201,201	7
86	OHX	A1	3512	7/7	0.87	0.50	-	197,197,197,197	7
87	MG	A5	4387	1/1	0.78	0.38	-	93,93,93,93	0
87	MG	A1	4087	1/1	0.62	0.25	-	67,67,67,67	0
87	MG	Df	202	1/1	0.92	0.34	-	81,81,81,81	0
86	OHX	A1	3563	7/7	0.96	0.17	-	131,131,131,131	7
87	MG	A6	2135	1/1	0.84	0.23	-	58,58,58,58	0
87	MG	AB	301	1/1	0.23	0.33	-	98,98,98,98	0
86	OHX	A1	3441	7/7	0.99	0.18	-	93,93,93,93	0
87	MG	A5	3961	1/1	0.88	0.25	-	55,55,55,55	0
87	MG	A5	4480	1/1	0.82	0.19	-	76,76,76,76	0
87	MG	A6	2270	1/1	0.84	0.43	-	90,90,90,90	0
87	MG	A5	4551	1/1	0.96	0.25	-	62,62,62,62	0
87	MG	A4	222	1/1	0.95	0.37	-	43,43,43,43	0
87	MG	A1	3935	1/1	0.99	0.44	-	59,59,59,59	0
86	OHX	A1	3562	7/7	0.96	0.17	-	143,143,143,143	7
87	MG	A1	4166	1/1	0.96	0.32	-	74,74,74,74	0
87	MG	CB	302	1/1	0.96	0.16	-	93,93,93,93	0
87	MG	A5	4414	1/1	0.48	1.28	-	101,101,101,101	0
87	MG	A5	4515	1/1	0.02	0.41	-	109,109,109,109	0
87	MG	A6	2182	1/1	0.47	0.15	-	63,63,63,63	0
87	MG	A2	2251	1/1	0.86	0.29	-	77,77,77,77	0
87	MG	A6	2115	1/1	0.91	0.37	-	47,47,47,47	0
87	MG	A1	4314	1/1	0.99	0.21	-	78,78,78,78	0
87	MG	A1	4317	1/1	0.72	0.28	-	92,92,92,92	0
86	OHX	A5	3533	7/7	0.97	0.16	-	118,118,118,118	7
87	MG	A7	216	1/1	0.94	0.37	-	78,78,78,78	0
87	MG	A6	2114	1/1	0.94	0.36	-	61,61,61,61	0
87	MG	A1	3884	1/1	0.84	0.30	-	64,64,64,64	0
86	OHX	A5	3639	7/7	0.95	0.16	-	157,157,157,157	7
87	MG	A3	221	1/1	0.83	0.13	-	69,69,69,69	0
87	MG	A5	4114	1/1	0.86	0.19	-	38,38,38,38	0
87	MG	A1	4047	1/1	0.52	0.24	-	98,98,98,98	0
86	OHX	A5	3716	7/7	0.93	0.42	-	115,115,115,115	7
87	MG	A2	2124	1/1	0.88	0.24	-	79,79,79,79	0
87	MG	A1	4276	1/1	0.75	0.26	-	95,95,95,95	0
86	OHX	A6	1971	7/7	0.98	0.14	-	108,108,108,108	7
87	MG	A1	4253	1/1	0.85	0.26	-	110,110,110,110	0
87	MG	A1	4494	1/1	0.91	0.36	-	87,87,87,87	0
87	MG	A3	232	1/1	0.79	0.24	-	95,95,95,95	0

Continued on next page...

Continued from previous page...

Mol	Type	Chain	Res	Atoms	RSCC	RSR	LLDF	B-factors(\AA^2)	Q<0.9
87	MG	A2	2217	1/1	0.84	0.50	-	117,117,117,117	0
87	MG	A5	4175	1/1	0.93	0.21	-	114,114,114,114	0
86	OHX	A1	3780	7/7	0.92	0.26	-	136,136,136,136	7
86	OHX	A5	3574	7/7	0.97	0.17	-	154,154,154,154	7
87	MG	A6	2237	1/1	0.93	0.18	-	96,96,96,96	0
86	OHX	A1	3725	7/7	0.93	0.21	-	191,191,191,191	7
87	MG	A6	2274	1/1	0.93	0.14	-	95,95,95,95	0
86	OHX	A2	2045	7/7	0.91	0.14	-	164,164,164,164	7
87	MG	A5	4044	1/1	0.92	0.22	-	35,35,35,35	0
87	MG	BP	207	1/1	0.68	0.26	-	65,65,65,65	0
86	OHX	A5	3459	7/7	0.98	0.20	-	100,100,100,100	0
87	MG	A1	4420	1/1	0.60	0.61	-	73,73,73,73	0
87	MG	A1	4009	1/1	0.95	0.44	-	51,51,51,51	0
87	MG	A5	4543	1/1	0.45	0.18	-	78,78,78,78	0
86	OHX	A6	2026	7/7	0.88	0.16	-	176,176,176,176	7
87	MG	A5	4438	1/1	0.96	0.43	-	58,58,58,58	0
86	OHX	A2	1936	7/7	0.98	0.21	-	112,112,112,112	7
87	MG	A6	2243	1/1	0.69	0.27	-	74,74,74,74	0
87	MG	A5	4151	1/1	0.81	0.14	-	64,64,64,64	0
87	MG	A5	4527	1/1	0.85	0.22	-	78,78,78,78	0
87	MG	A4	221	1/1	0.89	0.28	-	43,43,43,43	0
86	OHX	A5	3730	7/7	0.93	0.22	-	97,97,97,97	7
87	MG	A1	3940	1/1	0.68	0.37	-	51,51,51,51	0
87	MG	A1	3903	1/1	0.83	0.29	-	85,85,85,85	0
87	MG	A6	2248	1/1	0.99	0.14	-	75,75,75,75	0
87	MG	A2	2218	1/1	0.92	0.25	-	63,63,63,63	0
87	MG	A5	4016	1/1	0.95	0.30	-	42,42,42,42	0
87	MG	A1	3879	1/1	0.88	0.44	-	89,89,89,89	0
87	MG	A1	3830	1/1	0.84	0.28	-	60,60,60,60	0
87	MG	A5	4220	1/1	0.77	0.37	-	82,82,82,82	0
87	MG	A5	4420	1/1	0.66	0.26	-	93,93,93,93	0
87	MG	A6	2338	1/1	0.77	0.50	-	80,80,80,80	0
87	MG	A5	4123	1/1	0.94	0.12	-	39,39,39,39	0
87	MG	A5	3938	1/1	0.87	0.31	-	45,45,45,45	0
87	MG	A5	3989	1/1	0.79	0.41	-	76,76,76,76	0
87	MG	BP	208	1/1	0.82	0.16	-	52,52,52,52	0
87	MG	A1	3939	1/1	0.96	0.32	-	32,32,32,32	0
86	OHX	A5	3475	7/7	0.99	0.18	-	95,95,95,95	7
87	MG	A1	4051	1/1	0.95	0.36	-	71,71,71,71	0
87	MG	A6	2231	1/1	0.73	0.32	-	69,69,69,69	0
87	MG	A1	3886	1/1	0.96	0.35	-	72,72,72,72	0
86	OHX	A5	3819	7/7	0.70	0.55	-	238,238,238,238	7

Continued on next page...

Continued from previous page...

Mol	Type	Chain	Res	Atoms	RSCC	RSR	LLDF	B-factors(\AA^2)	Q<0.9
87	MG	A5	4121	1/1	0.63	0.23	-	55,55,55,55	0
86	OHX	A5	3572	7/7	0.94	0.19	-	145,145,145,145	7
86	OHX	A1	3640	7/7	0.96	0.16	-	153,153,153,153	7
87	MG	A5	4403	1/1	0.92	0.40	-	81,81,81,81	0
87	MG	A5	3964	1/1	0.86	0.37	-	57,57,57,57	0
87	MG	A1	4344	1/1	0.63	0.20	-	88,88,88,88	0
87	MG	A5	4126	1/1	0.73	0.27	-	100,100,100,100	0
87	MG	A5	4339	1/1	0.93	0.17	-	66,66,66,66	0
87	MG	A1	4154	1/1	0.82	0.20	-	91,91,91,91	0
87	MG	A6	2229	1/1	0.96	0.23	-	65,65,65,65	0
87	MG	A5	4225	1/1	0.84	0.33	-	66,66,66,66	0
87	MG	A1	4305	1/1	0.89	0.30	-	65,65,65,65	0
87	MG	A5	3872	1/1	0.61	0.31	-	81,81,81,81	0
87	MG	A1	3952	1/1	0.86	0.32	-	89,89,89,89	0
87	MG	A5	4136	1/1	0.81	0.28	-	46,46,46,46	0
87	MG	BL	202	1/1	0.85	0.35	-	78,78,78,78	0
86	OHX	A1	3691	7/7	0.90	0.28	-	175,175,175,175	7
87	MG	A1	3899	1/1	0.93	0.22	-	57,57,57,57	0
87	MG	A1	4266	1/1	0.94	0.18	-	70,70,70,70	0
87	MG	A1	4315	1/1	0.89	0.78	-	62,62,62,62	0
87	MG	A5	4440	1/1	0.73	0.64	-	76,76,76,76	0
86	OHX	A2	2017	7/7	0.88	0.12	-	186,186,186,186	7
87	MG	A5	4254	1/1	0.20	0.66	-	103,103,103,103	0
87	MG	A6	2123	1/1	0.94	0.35	-	51,51,51,51	0
87	MG	A1	4268	1/1	0.82	0.19	-	65,65,65,65	0
86	OHX	A1	3683	7/7	0.92	0.20	-	159,159,159,159	7
86	OHX	BR	201	7/7	0.82	0.18	-	181,181,181,181	7
87	MG	A6	2328	1/1	0.61	0.21	-	87,87,87,87	0
87	MG	A6	2326	1/1	0.68	0.19	-	117,117,117,117	0
87	MG	A2	2152	1/1	0.69	0.28	-	88,88,88,88	0
87	MG	A6	2252	1/1	0.87	0.36	-	117,117,117,117	0
86	OHX	A5	3407	7/7	0.90	0.14	-	196,196,196,196	7
87	MG	A5	3875	1/1	0.79	0.35	-	78,78,78,78	0
87	MG	A5	4391	1/1	0.89	0.60	-	57,57,57,57	0
87	MG	A1	4093	1/1	0.86	0.22	-	55,55,55,55	0
87	MG	A1	4499	1/1	0.86	0.22	-	65,65,65,65	0
87	MG	BN	302	1/1	0.94	0.28	-	44,44,44,44	0
87	MG	A1	4454	1/1	0.33	0.35	-	81,81,81,81	0
87	MG	A5	4092	1/1	0.89	0.31	-	82,82,82,82	0
87	MG	A5	4115	1/1	0.69	0.37	-	69,69,69,69	0
87	MG	A5	4442	1/1	0.93	0.49	-	76,76,76,76	0
86	OHX	A2	1934	7/7	0.96	0.18	-	123,123,123,123	7

Continued on next page...

Continued from previous page...

Mol	Type	Chain	Res	Atoms	RSCC	RSR	LLDF	B-factors(\AA^2)	Q<0.9
87	MG	A1	4181	1/1	0.88	0.35	-	61,61,61,61	0
87	MG	A6	2164	1/1	0.87	0.32	-	57,57,57,57	0
87	MG	A1	4193	1/1	0.75	0.35	-	72,72,72,72	0
87	MG	A1	4131	1/1	0.94	0.15	-	75,75,75,75	0
87	MG	A5	4224	1/1	0.65	0.28	-	58,58,58,58	0
87	MG	A6	2295	1/1	0.91	0.15	-	79,79,79,79	0
87	MG	A1	3960	1/1	0.88	0.19	-	54,54,54,54	0
87	MG	A5	4237	1/1	0.95	0.21	-	51,51,51,51	0
86	OHX	A6	2055	7/7	0.94	0.29	-	131,131,131,131	7
87	MG	A1	4341	1/1	0.76	0.25	-	118,118,118,118	0
86	OHX	A4	204	7/7	0.98	0.17	-	122,122,122,122	7
87	MG	A5	4425	1/1	0.79	0.28	-	65,65,65,65	0
87	MG	A5	4263	1/1	0.51	0.27	-	72,72,72,72	0
87	MG	A6	2294	1/1	0.86	0.16	-	54,54,54,54	0
87	MG	A1	4369	1/1	0.39	0.27	-	85,85,85,85	0
87	MG	A5	4197	1/1	0.91	0.39	-	84,84,84,84	0
86	OHX	A6	2065	7/7	0.91	0.19	-	156,156,156,156	7
87	MG	A5	4321	1/1	0.92	0.22	-	77,77,77,77	0
87	MG	A1	3831	1/1	0.88	0.36	-	56,56,56,56	0
87	MG	A5	4084	1/1	0.36	0.79	-	112,112,112,112	0
87	MG	A5	4293	1/1	0.84	0.33	-	76,76,76,76	0
87	MG	A4	230	1/1	0.83	0.30	-	71,71,71,71	0
87	MG	A1	4182	1/1	0.69	0.20	-	81,81,81,81	0
87	MG	Dp	102	1/1	0.82	0.28	-	63,63,63,63	0
87	MG	A6	2174	1/1	0.94	0.18	-	50,50,50,50	0
87	MG	A5	3868	1/1	0.92	0.21	-	44,44,44,44	0
87	MG	A5	3894	1/1	0.92	0.39	-	67,67,67,67	0
86	OHX	A1	3657	7/7	0.94	0.15	-	166,166,166,166	7
87	MG	A5	3897	1/1	0.54	0.38	-	100,100,100,100	0
87	MG	A1	4157	1/1	0.91	0.30	-	87,87,87,87	0
87	MG	A5	3881	1/1	0.96	0.29	-	60,60,60,60	0
87	MG	A1	4283	1/1	0.85	0.91	-	91,91,91,91	0
87	MG	A1	4379	1/1	0.99	0.21	-	70,70,70,70	0
87	MG	BV	205	1/1	0.72	0.81	-	68,68,68,68	0
87	MG	A5	4110	1/1	0.81	0.17	-	63,63,63,63	0
87	MG	A5	4359	1/1	0.52	0.21	-	86,86,86,86	0
87	MG	A5	4211	1/1	0.64	0.35	-	77,77,77,77	0
87	MG	A7	214	1/1	0.98	0.47	-	55,55,55,55	0
86	OHX	A1	3754	7/7	0.92	0.24	-	159,159,159,159	7
87	MG	A1	4066	1/1	0.93	0.25	-	53,53,53,53	0
87	MG	A7	229	1/1	0.77	1.04	-	98,98,98,98	0
87	MG	A5	4514	1/1	0.72	1.55	-	98,98,98,98	0

Continued on next page...

Continued from previous page...

Mol	Type	Chain	Res	Atoms	RSCC	RSR	LLDF	B-factors(\AA^2)	Q<0.9
87	MG	A1	3840	1/1	0.87	0.36	-	59,59,59,59	0
86	OHX	A1	3462	7/7	0.98	0.20	-	91,91,91,91	7
86	OHX	A1	3761	7/7	0.94	0.11	-	173,173,173,173	7
87	MG	A1	4183	1/1	0.83	0.27	-	51,51,51,51	0
87	MG	A5	4574	1/1	0.92	0.34	-	74,74,74,74	0
86	OHX	A4	213	7/7	0.91	0.14	-	164,164,164,164	7
87	MG	A7	235	1/1	0.83	0.39	-	74,74,74,74	0
87	MG	A5	4206	1/1	0.78	0.19	-	110,110,110,110	0
87	MG	A5	3860	1/1	0.65	0.29	-	66,66,66,66	0
86	OHX	A5	3637	7/7	0.92	0.17	-	178,178,178,178	7
86	OHX	A5	3406	7/7	0.91	0.13	-	170,170,170,170	7
86	OHX	A5	3423	7/7	0.99	0.23	-	68,68,68,68	0
86	OHX	A6	2063	7/7	0.90	0.21	-	176,176,176,176	7
87	MG	A5	4540	1/1	0.68	0.22	-	94,94,94,94	0
87	MG	A5	4508	1/1	0.84	0.17	-	67,67,67,67	0
87	MG	A1	4105	1/1	0.72	0.27	-	84,84,84,84	0
87	MG	A5	4520	1/1	0.85	0.25	-	81,81,81,81	0
87	MG	A6	2246	1/1	0.69	0.41	-	78,78,78,78	0
87	MG	A1	3867	1/1	0.96	0.31	-	61,61,61,61	0
86	OHX	A5	3613	7/7	0.96	0.17	-	137,137,137,137	7
87	MG	A5	3962	1/1	0.97	0.36	-	41,41,41,41	0
87	MG	A1	4235	1/1	0.92	0.27	-	62,62,62,62	0
86	OHX	A6	1942	7/7	0.97	0.19	-	114,114,114,114	7
87	MG	A5	4400	1/1	0.95	0.30	-	86,86,86,86	0
87	MG	BG	301	1/1	0.68	0.29	-	91,91,91,91	0
87	MG	A5	4272	1/1	0.76	0.18	-	69,69,69,69	0
87	MG	A2	2216	1/1	0.88	0.12	-	63,63,63,63	0
87	MG	A5	4441	1/1	0.68	0.22	-	61,61,61,61	0
87	MG	A8	201	1/1	0.79	0.17	-	92,92,92,92	0
87	MG	A1	3404	1/1	0.81	0.28	-	74,74,74,74	0
87	MG	A1	3983	1/1	0.91	0.14	-	65,65,65,65	0
86	OHX	A5	3535	7/7	0.99	0.19	-	77,77,77,77	7
87	MG	A5	4377	1/1	0.51	0.32	-	85,85,85,85	0
87	MG	A5	4184	1/1	0.91	0.29	-	55,55,55,55	0
87	MG	A1	3895	1/1	0.94	0.22	-	92,92,92,92	0
87	MG	DF	301	1/1	0.91	0.19	-	75,75,75,75	0
87	MG	A6	2202	1/1	0.86	0.27	-	71,71,71,71	0
87	MG	A5	4444	1/1	0.89	0.42	-	66,66,66,66	0
87	MG	A1	4078	1/1	0.86	0.20	-	80,80,80,80	0
87	MG	A1	4063	1/1	0.82	0.23	-	73,73,73,73	0
86	OHX	A2	2082	7/7	0.63	0.23	-	225,225,225,225	7
87	MG	A2	2223	1/1	0.89	1.96	-	156,156,156,156	0

Continued on next page...

Continued from previous page...

Mol	Type	Chain	Res	Atoms	RSCC	RSR	LLDF	B-factors(\AA^2)	Q<0.9
87	MG	A1	4508	1/1	0.80	0.39	-	58,58,58,58	0
87	MG	A2	2240	1/1	0.81	0.53	-	97,97,97,97	0
87	MG	A5	4452	1/1	0.83	0.84	-	57,57,57,57	0
86	OHX	A5	3556	7/7	0.97	0.19	-	111,111,111,111	7
87	MG	A1	4192	1/1	0.80	0.28	-	86,86,86,86	0
87	MG	BP	203	1/1	0.83	0.36	-	71,71,71,71	0
87	MG	A2	2241	1/1	0.77	0.47	-	108,108,108,108	0
87	MG	A2	2194	1/1	0.57	0.48	-	113,113,113,113	0
86	OHX	A1	3560	7/7	0.96	0.18	-	116,116,116,116	7
86	OHX	A5	3513	7/7	0.96	0.19	-	115,115,115,115	7
87	MG	A5	4309	1/1	0.79	0.80	-	64,64,64,64	0
87	MG	A1	4242	1/1	0.65	0.17	-	84,84,84,84	0
86	OHX	A1	3670	7/7	0.90	0.19	-	152,152,152,152	7
87	MG	A5	4216	1/1	0.85	0.32	-	80,80,80,80	0
87	MG	A6	2339	1/1	0.92	0.20	-	64,64,64,64	0
87	MG	A1	4050	1/1	0.87	0.28	-	63,63,63,63	0
87	MG	A1	4082	1/1	0.75	0.20	-	73,73,73,73	0
87	MG	A1	4156	1/1	0.67	0.24	-	75,75,75,75	0
87	MG	A5	4556	1/1	0.66	0.31	-	73,73,73,73	0
87	MG	A1	3892	1/1	0.88	0.28	-	75,75,75,75	0
86	OHX	A6	2002	7/7	0.97	0.21	-	96,96,96,96	7
86	OHX	A5	3696	7/7	0.91	0.18	-	167,167,167,167	7
87	MG	A5	4025	1/1	0.95	0.32	-	38,38,38,38	0
87	MG	A5	4099	1/1	0.14	0.30	-	93,93,93,93	0
86	OHX	A1	3808	7/7	0.87	0.21	-	194,194,194,194	7
87	MG	A1	3938	1/1	0.94	0.29	-	48,48,48,48	0
87	MG	BA	305	1/1	0.93	0.49	-	61,61,61,61	0
87	MG	A5	4324	1/1	0.46	0.23	-	80,80,80,80	0
87	MG	A6	2208	1/1	0.94	0.11	-	56,56,56,56	0
87	MG	A2	2255	1/1	0.71	0.08	-	107,107,107,107	0
87	MG	A1	4151	1/1	0.85	0.34	-	71,71,71,71	0
87	MG	A5	4250	1/1	0.73	0.61	-	110,110,110,110	0
87	MG	A1	4291	1/1	0.60	0.18	-	112,112,112,112	0
86	OHX	A1	3705	7/7	0.92	0.14	-	164,164,164,164	7
87	MG	A5	4165	1/1	0.89	0.13	-	73,73,73,73	0
87	MG	A2	2197	1/1	0.75	0.25	-	80,80,80,80	0
87	MG	A2	2097	1/1	0.75	0.22	-	78,78,78,78	0
87	MG	A4	233	1/1	0.83	0.20	-	57,57,57,57	0
87	MG	A6	2191	1/1	0.92	0.34	-	84,84,84,84	0
86	OHX	A2	2016	7/7	0.95	0.15	-	156,156,156,156	7
87	MG	A5	3939	1/1	0.91	0.39	-	42,42,42,42	0
87	MG	BP	211	1/1	0.71	0.73	-	123,123,123,123	0

Continued on next page...

Continued from previous page...

Mol	Type	Chain	Res	Atoms	RSCC	RSR	LLDF	B-factors(\AA^2)	Q<0.9
87	MG	BA	302	1/1	0.59	0.40	-	63,63,63,63	0
87	MG	A5	3965	1/1	0.66	0.38	-	64,64,64,64	0
87	MG	DP	205	1/1	0.93	0.20	-	56,56,56,56	0
87	MG	A5	4282	1/1	0.92	0.40	-	52,52,52,52	0
87	MG	A5	4258	1/1	0.79	0.32	-	70,70,70,70	0
87	MG	A1	4343	1/1	0.77	0.39	-	78,78,78,78	0
87	MG	A5	3844	1/1	0.97	0.18	-	59,59,59,59	0
87	MG	A5	3952	1/1	0.97	0.42	-	43,43,43,43	0
87	MG	A5	4285	1/1	0.69	0.57	-	68,68,68,68	0
86	OHX	A5	3815	7/7	0.93	0.26	-	221,221,221,221	7
86	OHX	A6	2066	7/7	0.92	0.24	-	119,119,119,119	7
87	MG	A1	4128	1/1	0.89	0.28	-	63,63,63,63	0
87	MG	A2	2228	1/1	0.90	0.13	-	85,85,85,85	0
87	MG	A6	2206	1/1	0.87	0.20	-	63,63,63,63	0
87	MG	A1	4423	1/1	0.81	0.57	-	85,85,85,85	0
87	MG	A2	2133	1/1	0.78	0.17	-	72,72,72,72	0
86	OHX	A5	3585	7/7	0.90	0.21	-	163,163,163,163	7
86	OHX	A6	2089	7/7	0.84	0.21	-	212,212,212,212	7
87	MG	A5	4210	1/1	0.83	0.26	-	79,79,79,79	0
87	MG	A5	4078	1/1	0.66	0.30	-	49,49,49,49	0
87	MG	A3	231	1/1	0.68	0.34	-	92,92,92,92	0
86	OHX	A2	1968	7/7	0.95	0.18	-	134,134,134,134	7
87	MG	A1	4322	1/1	0.89	0.26	-	74,74,74,74	0
86	OHX	A5	3784	7/7	0.89	0.21	-	173,173,173,173	7
87	MG	A2	2104	1/1	0.93	0.28	-	63,63,63,63	0
87	MG	DD	308	1/1	0.94	1.18	-	70,70,70,70	0
87	MG	A6	2297	1/1	0.89	0.86	-	68,68,68,68	0
87	MG	A5	3837	1/1	0.90	0.33	-	58,58,58,58	0
87	MG	A5	4030	1/1	0.95	0.45	-	39,39,39,39	0
87	MG	A6	2129	1/1	0.46	0.28	-	66,66,66,66	0
87	MG	A2	2155	1/1	0.72	0.29	-	86,86,86,86	0
87	MG	A1	4386	1/1	0.93	0.70	-	78,78,78,78	0
87	MG	A1	3955	1/1	0.96	0.39	-	42,42,42,42	0
86	OHX	A1	3460	7/7	0.98	0.18	-	111,111,111,111	0
87	MG	A5	4406	1/1	0.91	0.65	-	75,75,75,75	0
86	OHX	A5	3586	7/7	0.97	0.19	-	112,112,112,112	7
87	MG	A3	222	1/1	0.76	0.17	-	66,66,66,66	0
87	MG	DB	415	1/1	0.73	0.29	-	91,91,91,91	0
87	MG	A2	2114	1/1	0.86	0.41	-	84,84,84,84	0
87	MG	A1	4153	1/1	0.55	0.24	-	96,96,96,96	0
86	OHX	A1	3530	7/7	0.97	0.17	-	125,125,125,125	7
87	MG	Ad	103	1/1	0.90	0.14	-	67,67,67,67	0

Continued on next page...

Continued from previous page...

Mol	Type	Chain	Res	Atoms	RSCC	RSR	LLDF	B-factors(\AA^2)	Q<0.9
87	MG	A2	2188	1/1	0.68	0.20	-	82,82,82,82	0
87	MG	A5	4389	1/1	0.85	0.82	-	66,66,66,66	0
87	MG	A6	2169	1/1	0.60	0.33	-	77,77,77,77	0
87	MG	A6	2186	1/1	0.87	0.72	-	104,104,104,104	0
86	OHX	A1	3465	7/7	0.99	0.18	-	94,94,94,94	7
87	MG	A5	4402	1/1	0.68	0.68	-	91,91,91,91	0
87	MG	A5	4189	1/1	0.73	0.37	-	96,96,96,96	0
86	OHX	A6	2077	7/7	0.85	0.17	-	197,197,197,197	7
87	MG	A1	4485	1/1	0.86	0.14	-	93,93,93,93	0
87	MG	A5	3950	1/1	0.94	0.43	-	38,38,38,38	0
87	MG	A5	4070	1/1	0.94	0.33	-	56,56,56,56	0
87	MG	A1	4108	1/1	0.74	0.23	-	60,60,60,60	0
87	MG	A1	4489	1/1	0.53	0.31	-	94,94,94,94	0
86	OHX	A2	1954	7/7	0.93	0.23	-	162,162,162,162	7
87	MG	A5	4559	1/1	0.97	0.27	-	74,74,74,74	0
87	MG	A6	2296	1/1	0.55	2.17	-	119,119,119,119	0
86	OHX	A5	3676	7/7	0.92	0.17	-	155,155,155,155	7
87	MG	A1	4449	1/1	0.92	0.14	-	98,98,98,98	0
87	MG	A1	3832	1/1	0.91	0.19	-	65,65,65,65	0
87	MG	A4	219	1/1	0.89	0.26	-	59,59,59,59	0
87	MG	A6	2306	1/1	0.77	0.16	-	103,103,103,103	0
87	MG	A5	4545	1/1	0.51	0.39	-	94,94,94,94	0
87	MG	A5	4451	1/1	0.76	0.31	-	80,80,80,80	0
87	MG	A1	4320	1/1	0.90	0.25	-	59,59,59,59	0
87	MG	A5	3827	1/1	0.86	0.40	-	67,67,67,67	0
87	MG	A5	3985	1/1	0.92	0.45	-	51,51,51,51	0
87	MG	A1	4336	1/1	0.85	0.20	-	80,80,80,80	0
86	OHX	DC	402	7/7	0.93	0.27	-	145,145,145,145	7
87	MG	A5	4230	1/1	0.39	0.30	-	78,78,78,78	0
87	MG	A1	4007	1/1	0.96	0.22	-	29,29,29,29	0
87	MG	A1	3959	1/1	0.98	0.43	-	43,43,43,43	0
87	MG	A1	4044	1/1	0.93	0.27	-	44,44,44,44	0
87	MG	A2	2136	1/1	0.88	0.15	-	70,70,70,70	0
86	OHX	A2	2073	7/7	0.90	0.25	-	147,147,147,147	7
86	OHX	A5	3525	7/7	0.98	0.18	-	112,112,112,112	7
87	MG	A2	2161	1/1	0.85	0.23	-	58,58,58,58	0
87	MG	DA	301	1/1	0.74	0.23	-	86,86,86,86	0
87	MG	A5	4241	1/1	0.56	0.34	-	106,106,106,106	0
87	MG	A5	3915	1/1	0.77	0.26	-	78,78,78,78	0
87	MG	A5	3925	1/1	0.78	0.23	-	57,57,57,57	0
86	OHX	A2	1961	7/7	0.96	0.15	-	150,150,150,150	7
86	OHX	A2	1957	7/7	0.98	0.18	-	101,101,101,101	7

Continued on next page...

Continued from previous page...

Mol	Type	Chain	Res	Atoms	RSCC	RSR	LLDF	B-factors(\AA^2)	Q<0.9
87	MG	A2	2230	1/1	0.83	0.15	-	94,94,94,94	0
87	MG	A6	2250	1/1	0.10	0.46	-	96,96,96,96	0
87	MG	A5	4374	1/1	0.79	0.42	-	95,95,95,95	0
87	MG	A5	4463	1/1	0.84	0.10	-	89,89,89,89	0
86	OHX	A1	3779	7/7	0.63	0.45	-	164,164,164,164	7
86	OHX	A1	3791	7/7	0.88	0.18	-	149,149,149,149	7
87	MG	A1	4130	1/1	0.95	0.28	-	69,69,69,69	0
87	MG	A6	2172	1/1	0.92	0.31	-	66,66,66,66	0
86	OHX	A1	3554	7/7	0.90	0.20	-	159,159,159,159	7
87	MG	A5	4253	1/1	0.64	0.28	-	75,75,75,75	0
87	MG	A1	4137	1/1	0.53	0.33	-	84,84,84,84	0
87	MG	A1	4447	1/1	0.64	0.58	-	104,104,104,104	0
86	OHX	A6	2099	7/7	0.80	0.35	-	184,184,184,184	7
86	OHX	A5	3689	7/7	0.92	0.20	-	134,134,134,134	7
87	MG	A2	2092	1/1	0.47	0.25	-	69,69,69,69	0
87	MG	A5	3870	1/1	0.76	0.34	-	56,56,56,56	0
87	MG	A5	3873	1/1	0.90	0.34	-	60,60,60,60	0
87	MG	A1	4076	1/1	0.89	0.29	-	64,64,64,64	0
87	MG	A5	3917	1/1	0.85	0.36	-	44,44,44,44	0
86	OHX	A5	3561	7/7	0.97	0.17	-	121,121,121,121	7
86	OHX	A6	2088	7/7	0.91	0.23	-	160,160,160,160	7
86	OHX	A5	3630	7/7	0.94	0.21	-	128,128,128,128	7
87	MG	A1	4226	1/1	0.73	0.83	-	63,63,63,63	0
87	MG	A6	2277	1/1	0.82	0.26	-	79,79,79,79	0
87	MG	A5	4119	1/1	0.93	0.27	-	65,65,65,65	0
87	MG	A5	4068	1/1	0.94	0.23	-	72,72,72,72	0
87	MG	A2	2224	1/1	0.68	0.20	-	77,77,77,77	0
87	MG	A6	2171	1/1	0.86	0.21	-	77,77,77,77	0
87	MG	A6	2309	1/1	0.82	0.39	-	105,105,105,105	0
87	MG	A6	2275	1/1	0.67	0.18	-	63,63,63,63	0
87	MG	A1	4088	1/1	0.48	0.29	-	90,90,90,90	0
87	MG	A1	4262	1/1	0.95	0.21	-	70,70,70,70	0

6.5 Other polymers ⓘ

There are no such residues in this entry.