



Full wwPDB X-ray Structure Validation Report ⓘ

Feb 1, 2016 – 09:47 PM GMT

PDB ID : 4V8Q
Title : COMPLEX OF SMPB, A TMRNA FRAGMENT AND EF-TU-GDP-KIRROMYCIN WITH THE 70S RIBOSOME
Authors : Neubauer, C.; Gillet, R.; Kelley, A.C.; Ramakrishnan, V.
Deposited on : 2011-12-10
Resolution : 3.10 Å(reported)

This is a Full wwPDB X-ray Structure Validation Report for a publicly released PDB entry.
We welcome your comments at validation@mail.wwpdb.org
A user guide is available at
<http://wwpdb.org/validation/2016/XrayValidationReportHelp>
with specific help available everywhere you see the ⓘ symbol.

The following versions of software and data (see [references ⓘ](#)) were used in the production of this report:

MolProbity : 4.02b-467
Mogul : 1.7 (RC4), CSD as536be (2015)
Xtriage (Phenix) : 1.9-1692
EDS : rb-20026688
Percentile statistics : 20151230.v01 (using entries in the PDB archive December 30th 2015)
Refmac : 5.8.0135
CCP4 : 6.5.0
Ideal geometry (proteins) : Engh & Huber (2001)
Ideal geometry (DNA, RNA) : Parkinson et al. (1996)
Validation Pipeline (wwPDB-VP) : trunk26865

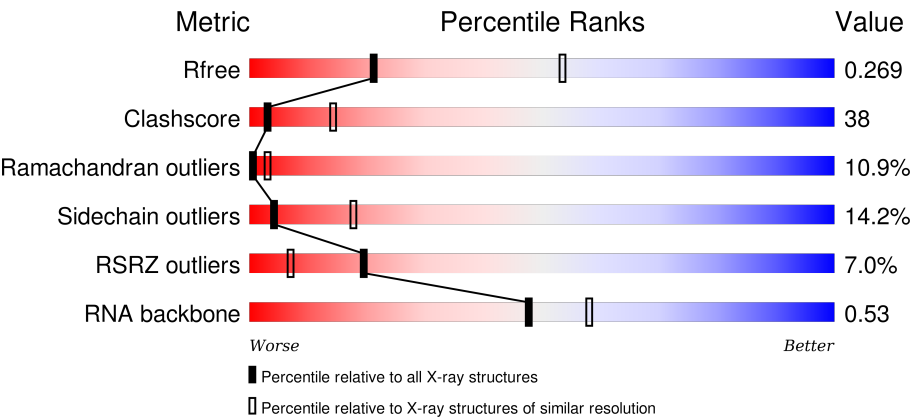
1 Overall quality at a glance i

The following experimental techniques were used to determine the structure:

X-RAY DIFFRACTION

The reported resolution of this entry is 3.10 Å.

Percentile scores (ranging between 0-100) for global validation metrics of the entry are shown in the following graphic. The table shows the number of entries on which the scores are based.



Metric	Whole archive (#Entries)	Similar resolution (#Entries, resolution range(Å))
R _{free}	91344	1114 (3.14-3.06)
Clashscore	102246	1222 (3.14-3.06)
Ramachandran outliers	100387	1174 (3.14-3.06)
Sidechain outliers	100360	1174 (3.14-3.06)
RSRZ outliers	91569	1119 (3.14-3.06)
RNA backbone	2183	1010 (3.52-2.68)

The table below summarises the geometric issues observed across the polymeric chains and their fit to the electron density. The red, orange, yellow and green segments on the lower bar indicate the fraction of residues that contain outliers for ≥ 3 , 2, 1 and 0 types of geometric quality criteria. A grey segment represents the fraction of residues that are not modelled. The numeric value for each fraction is indicated below the corresponding segment, with a dot representing fractions $\leq 5\%$. The upper red bar (where present) indicates the fraction of residues that have poor fit to the electron density. The numeric value is given above the bar.

Mol	Chain	Length	Quality of chain
1	A0	85	<div><div>11%</div><div>27%61%8%..</div></div>
2	A1	98	<div><div>2%</div><div>38%45%12%..</div></div>
3	A2	72	<div><div>3%</div><div>18%64%17%. </div></div>
4	A3	60	<div><div>2%</div><div>37%55%7%. </div></div>

Continued on next page...

Continued from previous page...

Mol	Chain	Length	Quality of chain
5	A4	71	
6	A5	60	
7	A6	54	
8	A7	49	
9	A8	65	
10	A9	37	
11	AA	2915	
12	AB	122	
13	AC	229	
14	AD	276	
15	AE	206	
16	AF	210	
17	AG	182	
18	AH	180	
19	AJ	130	
20	AK	140	
21	AN	140	
22	AO	122	
23	AP	150	
24	AQ	141	
25	AR	118	
26	AS	112	
27	AT	146	
28	AU	118	
29	AV	101	

Continued on next page...

Continued from previous page...

Mol	Chain	Length	Quality of chain
30	AW	113	
31	AX	96	
32	AY	110	
33	AZ	206	
34	B2	144	
35	BA	1522	
36	BB	256	
37	BC	239	
38	BD	209	
39	BE	162	
40	BF	101	
41	BG	156	
42	BH	138	
43	BI	128	
44	BJ	105	
45	BK	129	
46	BL	135	
47	BM	126	
48	BN	61	
49	BO	89	
50	BP	88	
51	BQ	105	
52	BR	88	
53	BS	93	
54	BT	106	

Continued on next page...

Continued from previous page...

Mol	Chain	Length	Quality of chain
55	BU	27	<div><div></div><div>4%</div><div>52%</div><div>26%</div><div>11%</div><div>7%</div></div>
56	BV	77	<div><div></div><div>3%</div><div>38%</div><div>48%</div><div>13%</div></div>
56	BW	77	<div><div></div><div>27%</div><div>87%</div><div>58%</div><div>10%</div></div>
57	BX	19	<div><div></div><div>5%</div><div>16%</div><div>5%</div><div>74%</div></div>
58	BY	90	<div><div></div><div>7%</div><div>32%</div><div>23%</div><div>7%</div><div>31%</div></div>
59	BZ	405	<div><div></div><div>2%</div><div>32%</div><div>50%</div><div>10%</div><div>7%</div></div>

2 Entry composition

There are 63 unique types of molecules in this entry. The entry contains 154206 atoms, of which 0 are hydrogens and 0 are deuteriums.

In the tables below, the ZeroOcc column contains the number of atoms modelled with zero occupancy, the AltConf column contains the number of residues with at least one atom in alternate conformation and the Trace column contains the number of residues modelled with at most 2 atoms.

- Molecule 1 is a protein called 50S RIBOSOMAL PROTEIN L27.

Mol	Chain	Residues	Atoms					ZeroOcc	AltConf	Trace
1	A0	84	Total	C	N	O	S	0	0	0
			662	410	140	111	1			

- Molecule 2 is a protein called 50S RIBOSOMAL PROTEIN L28.

Mol	Chain	Residues	Atoms					ZeroOcc	AltConf	Trace
2	A1	94	Total	C	N	O	S	0	0	1
			732	460	146	125	1			

- Molecule 3 is a protein called 50S RIBOSOMAL PROTEIN L29.

Mol	Chain	Residues	Atoms					ZeroOcc	AltConf	Trace
3	A2	71	Total	C	N	O	S	0	0	0
			598	370	121	106	1			

- Molecule 4 is a protein called 50S RIBOSOMAL PROTEIN L30.

Mol	Chain	Residues	Atoms					ZeroOcc	AltConf	Trace
4	A3	60	Total	C	N	O	S	0	0	1
			468	298	91	78	1			

- Molecule 5 is a protein called 50S RIBOSOMAL PROTEIN L31.

Mol	Chain	Residues	Atoms					ZeroOcc	AltConf	Trace
5	A4	45	Total	C	N	O	S	0	0	1
			341	218	58	61	4			

- Molecule 6 is a protein called 50S RIBOSOMAL PROTEIN L32.

Mol	Chain	Residues	Atoms					ZeroOcc	AltConf	Trace
6	A5	59	Total	C	N	O	S	0	0	0
			459	288	90	76	5			

- Molecule 7 is a protein called 50S RIBOSOMAL PROTEIN L33.

Mol	Chain	Residues	Atoms					ZeroOcc	AltConf	Trace
7	A6	50	Total	C	N	O	S	0	0	0
			433	270	88	71	4			

- Molecule 8 is a protein called 50S RIBOSOMAL PROTEIN L34.

Mol	Chain	Residues	Atoms					ZeroOcc	AltConf	Trace
8	A7	49	Total	C	N	O	S	0	0	1
			419	257	105	55	2			

- Molecule 9 is a protein called 50S RIBOSOMAL PROTEIN L35.

Mol	Chain	Residues	Atoms					ZeroOcc	AltConf	Trace
9	A8	64	Total	C	N	O	S	0	0	1
			508	326	102	78	2			

- Molecule 10 is a protein called 50S RIBOSOMAL PROTEIN L36.

Mol	Chain	Residues	Atoms					ZeroOcc	AltConf	Trace
10	A9	37	Total	C	N	O	S	0	0	0
			307	188	68	47	4			

- Molecule 11 is a RNA chain called 23S RIBOSOMAL RNA.

Mol	Chain	Residues	Atoms					ZeroOcc	AltConf	Trace
11	AA	2901	Total	C	N	O	P	0	0	0
			62479	27808	11685	20086	2900			

- Molecule 12 is a RNA chain called 5S RIBOSOMAL RNA.

Mol	Chain	Residues	Atoms					ZeroOcc	AltConf	Trace
12	AB	119	Total	C	N	O	P	0	0	0
			2551	1136	471	826	118			

- Molecule 13 is a protein called 50S RIBOSOMAL PROTEIN L1.

Mol	Chain	Residues	Atoms					ZeroOcc	AltConf	Trace
13	AC	228	Total	C	N	O	S	0	0	0
			1742	1101	318	319	4			

There are 3 discrepancies between the modelled and reference sequences:

Chain	Residue	Modelled	Actual	Comment	Reference
AC	19	ILE	VAL	CONFLICT	UNP Q5SLP7
AC	27	HIS	ARG	CONFLICT	UNP Q5SLP7
AC	127	MET	LEU	CONFLICT	UNP Q5SLP7

- Molecule 14 is a protein called 50S RIBOSOMAL PROTEIN L2.

Mol	Chain	Residues	Atoms					ZeroOcc	AltConf	Trace
14	AD	275	Total	C	N	O	S	0	0	0
			2145	1353	428	361	3			

- Molecule 15 is a protein called 50S RIBOSOMAL PROTEIN L3.

Mol	Chain	Residues	Atoms					ZeroOcc	AltConf	Trace
15	AE	205	Total	C	N	O	S	0	0	1
			1564	988	300	270	6			

- Molecule 16 is a protein called 50S RIBOSOMAL PROTEIN L4.

Mol	Chain	Residues	Atoms					ZeroOcc	AltConf	Trace
16	AF	208	Total	C	N	O	S	0	0	1
			1624	1035	304	282	3			

- Molecule 17 is a protein called 50S RIBOSOMAL PROTEIN L5.

Mol	Chain	Residues	Atoms					ZeroOcc	AltConf	Trace
17	AG	181	Total	C	N	O	S	0	0	0
			1474	942	268	260	4			

- Molecule 18 is a protein called 50S RIBOSOMAL PROTEIN L6.

Mol	Chain	Residues	Atoms					ZeroOcc	AltConf	Trace
18	AH	160	Total	C	N	O	S	0	0	1
			1223	773	229	220	1			

- Molecule 19 is a protein called 50S RIBOSOMAL PROTEIN L10.

Mol	Chain	Residues	Atoms					ZeroOcc	AltConf	Trace
19	AJ	130	Total	C	N	O		0	0	0
			654	393	130	131				

- Molecule 20 is a protein called 50S RIBOSOMAL PROTEIN L11.

Mol	Chain	Residues	Atoms				ZeroOcc	AltConf	Trace
20	AK	140	Total	C	N	O	0	0	0
			701	420	140	141			

- Molecule 21 is a protein called 50S RIBOSOMAL PROTEIN L13.

Mol	Chain	Residues	Atoms					ZeroOcc	AltConf	Trace
21	AN	139	Total	C	N	O	S	0	0	1
			1105	712	207	182	4			

- Molecule 22 is a protein called 50S RIBOSOMAL PROTEIN L14.

Mol	Chain	Residues	Atoms					ZeroOcc	AltConf	Trace
22	AO	122	Total	C	N	O	S	0	0	0
			933	588	171	170	4			

- Molecule 23 is a protein called 50S RIBOSOMAL PROTEIN L15.

Mol	Chain	Residues	Atoms					ZeroOcc	AltConf	Trace
23	AP	146	Total	C	N	O	S	0	0	0
			1114	692	227	193	2			

- Molecule 24 is a protein called 50S RIBOSOMAL PROTEIN L16.

Mol	Chain	Residues	Atoms					ZeroOcc	AltConf	Trace
24	AQ	141	Total	C	N	O	S	0	0	0
			1122	715	212	188	7			

- Molecule 25 is a protein called 50S RIBOSOMAL PROTEIN L17.

Mol	Chain	Residues	Atoms				ZeroOcc	AltConf	Trace
25	AR	117	Total	C	N	O	0	0	0
			960	599	202	159			

- Molecule 26 is a protein called 50S RIBOSOMAL PROTEIN L18.

Mol	Chain	Residues	Atoms				ZeroOcc	AltConf	Trace
26	AS	99	Total	C	N	O	0	0	1
			771	486	155	130			

- Molecule 27 is a protein called 50S RIBOSOMAL PROTEIN L19.

Mol	Chain	Residues	Atoms					ZeroOcc	AltConf	Trace
27	AT	138	Total	C	N	O	S	0	0	1
			1142	710	235	196	1			

- Molecule 28 is a protein called 50S RIBOSOMAL PROTEIN L20.

Mol	Chain	Residues	Atoms					ZeroOcc	AltConf	Trace
28	AU	117	Total	C	N	O	S	0	0	0
			958	604	202	151	1			

- Molecule 29 is a protein called 50S RIBOSOMAL PROTEIN L21.

Mol	Chain	Residues	Atoms					ZeroOcc	AltConf	Trace
29	AV	101	Total	C	N	O	S	0	0	0
			779	501	142	135	1			

- Molecule 30 is a protein called 50S RIBOSOMAL PROTEIN L22.

Mol	Chain	Residues	Atoms					ZeroOcc	AltConf	Trace
30	AW	113	Total	C	N	O	S	0	0	0
			896	563	176	155	2			

- Molecule 31 is a protein called 50S RIBOSOMAL PROTEIN L23.

Mol	Chain	Residues	Atoms				ZeroOcc	AltConf	Trace
31	AX	93	Total	C	N	O	0	0	1
			726	471	132	123			

- Molecule 32 is a protein called 50S RIBOSOMAL PROTEIN L24.

Mol	Chain	Residues	Atoms					ZeroOcc	AltConf	Trace
32	AY	101	Total	C	N	O	S	0	0	1
			776	500	149	123	4			

- Molecule 33 is a protein called 50S RIBOSOMAL PROTEIN L25.

Mol	Chain	Residues	Atoms					ZeroOcc	AltConf	Trace
33	AZ	184	Total	C	N	O	S	0	0	1
			1460	932	261	265	2			

- Molecule 34 is a protein called SMALL PROTEIN B SMPB.

Mol	Chain	Residues	Atoms					ZeroOcc	AltConf	Trace
34	B2	144	Total	C	N	O	S	0	0	0
			1184	754	219	210	1			

- Molecule 35 is a RNA chain called 16S RRNA.

Mol	Chain	Residues	Atoms					ZeroOcc	AltConf	Trace
35	BA	1504	Total	C	N	O	P	0	0	0
			32330	14391	5994	10442	1503			

There are 2 discrepancies between the modelled and reference sequences:

Chain	Residue	Modelled	Actual	Comment	Reference
BA	1489	A	G	CONFLICT	GB NC_006461
BA	1490	A	C	CONFLICT	GB NC_006461

- Molecule 36 is a protein called 30S RIBOSOMAL PROTEIN S2.

Mol	Chain	Residues	Atoms					ZeroOcc	AltConf	Trace
36	BB	235	Total	C	N	O	S	0	0	1
			1901	1213	342	341	5			

- Molecule 37 is a protein called 30S RIBOSOMAL PROTEIN S3.

Mol	Chain	Residues	Atoms					ZeroOcc	AltConf	Trace
37	BC	207	Total	C	N	O	S	0	0	1
			1613	1016	315	281	1			

- Molecule 38 is a protein called 30S RIBOSOMAL PROTEIN S4.

Mol	Chain	Residues	Atoms					ZeroOcc	AltConf	Trace
38	BD	208	Total	C	N	O	S	0	0	0
			1703	1066	339	291	7			

- Molecule 39 is a protein called 30S RIBOSOMAL PROTEIN S5.

Mol	Chain	Residues	Atoms					ZeroOcc	AltConf	Trace
39	BE	151	Total	C	N	O	S	0	0	1
			1147	724	218	201	4			

- Molecule 40 is a protein called 30S RIBOSOMAL PROTEIN S6.

Mol	Chain	Residues	Atoms					ZeroOcc	AltConf	Trace
40	BF	101	Total	C	N	O	S	0	0	0
			843	531	155	154	3			

- Molecule 41 is a protein called 30S RIBOSOMAL PROTEIN S7.

Mol	Chain	Residues	Atoms					ZeroOcc	AltConf	Trace
41	BG	155	Total	C	N	O	S	0	0	0
			1257	781	252	218	6			

- Molecule 42 is a protein called 30S RIBOSOMAL PROTEIN S8.

Mol	Chain	Residues	Atoms					ZeroOcc	AltConf	Trace
42	BH	138	Total	C	N	O	S	0	0	0
			1116	705	215	193	3			

- Molecule 43 is a protein called 30S RIBOSOMAL PROTEIN S9.

Mol	Chain	Residues	Atoms					ZeroOcc	AltConf	Trace
43	BI	127	Total	C	N	O	S	0	0	0
			1011	639	198	174				

- Molecule 44 is a protein called 30S RIBOSOMAL PROTEIN S10.

Mol	Chain	Residues	Atoms					ZeroOcc	AltConf	Trace
44	BJ	99	Total	C	N	O	S	0	0	1
			795	499	157	138	1			

- Molecule 45 is a protein called 30S RIBOSOMAL PROTEIN S11.

Mol	Chain	Residues	Atoms					ZeroOcc	AltConf	Trace
45	BK	119	Total	C	N	O	S	0	0	0
			885	549	168	165	3			

- Molecule 46 is a protein called 30S RIBOSOMAL PROTEIN S12.

Mol	Chain	Residues	Atoms					ZeroOcc	AltConf	Trace
46	BL	125	Total	C	N	O	S	0	0	1
			971	611	196	163	1			

There are 4 discrepancies between the modelled and reference sequences:

Chain	Residue	Modelled	Actual	Comment	Reference
BL	1	MET	-	EXPRESSION TAG	UNP Q5SHN3
BL	2	VAL	-	EXPRESSION TAG	UNP Q5SHN3
BL	3	ALA	-	EXPRESSION TAG	UNP Q5SHN3
BL	4	LEU	-	EXPRESSION TAG	UNP Q5SHN3

- Molecule 47 is a protein called 30S RIBOSOMAL PROTEIN S13.

Mol	Chain	Residues	Atoms					ZeroOcc	AltConf	Trace
47	BM	125	Total	C	N	O	S	0	0	1
			988	611	206	169	2			

- Molecule 48 is a protein called 30S RIBOSOMAL PROTEIN S14.

Mol	Chain	Residues	Atoms					ZeroOcc	AltConf	Trace
48	BN	60	Total	C	N	O	S	0	0	0
			492	312	104	72	4			

- Molecule 49 is a protein called 30S RIBOSOMAL PROTEIN S15.

Mol	Chain	Residues	Atoms					ZeroOcc	AltConf	Trace
49	BO	88	Total	C	N	O	S	0	0	0
			734	459	147	126	2			

- Molecule 50 is a protein called 30S RIBOSOMAL PROTEIN S16.

Mol	Chain	Residues	Atoms					ZeroOcc	AltConf	Trace
50	BP	84	Total	C	N	O	S	0	0	1
			701	443	140	117	1			

- Molecule 51 is a protein called 30S RIBOSOMAL PROTEIN S17.

Mol	Chain	Residues	Atoms					ZeroOcc	AltConf	Trace
51	BQ	100	Total	C	N	O	S	0	0	1
			824	528	152	142	2			

- Molecule 52 is a protein called 30S RIBOSOMAL PROTEIN S18.

Mol	Chain	Residues	Atoms				ZeroOcc	AltConf	Trace
52	BR	70	Total	C	N	O	0	0	0
			574	367	112	95			

- Molecule 53 is a protein called 30S RIBOSOMAL PROTEIN S19.

Mol	Chain	Residues	Atoms					ZeroOcc	AltConf	Trace
53	BS	79	Total	C	N	O	S	0	0	1
			630	403	115	110	2			

- Molecule 54 is a protein called 30S RIBOSOMAL PROTEIN S20.

Mol	Chain	Residues	Atoms					ZeroOcc	AltConf	Trace
54	BT	99	Total	C	N	O	S	0	0	0
			763	470	162	129	2			

- Molecule 55 is a protein called 30S RIBOSOMAL PROTEIN THX.

Mol	Chain	Residues	Atoms				ZeroOcc	AltConf	Trace
55	BU	25	Total	C	N	O	0	0	1
			209	128	51	30			

- Molecule 56 is a RNA chain called E-SITE TRNA FMET OR P-SITE TRNA FMET.

Mol	Chain	Residues	Atoms					ZeroOcc	AltConf	Trace
56	BV	77	Total	C	N	O	P	0	0	0
			1640	732	297	535	76			
56	BW	77	Total	C	N	O	P	0	0	0
			1640	732	297	535	76			

- Molecule 57 is a RNA chain called MRNA.

Mol	Chain	Residues	Atoms					ZeroOcc	AltConf	Trace
57	BX	5	Total	C	N	O	P	0	0	0
			104	48	19	33	4			

- Molecule 58 is a RNA chain called TMRNA DELA.

Mol	Chain	Residues	Atoms					ZeroOcc	AltConf	Trace
58	BY	62	Total	C	N	O	P	0	0	0
			1306	582	233	430	61			

- Molecule 59 is a protein called ELONGATION FACTOR TU.

Mol	Chain	Residues	Atoms					ZeroOcc	AltConf	Trace
59	BZ	378	Total	C	N	O	S	0	0	1
			2929	1854	510	553	12			

There are 9 discrepancies between the modelled and reference sequences:

Chain	Residue	Modelled	Actual	Comment	Reference
BZ	181	GLU	GLN	CONFLICT	UNP Q5SHN6
BZ	184	LYS	ARG	CONFLICT	UNP Q5SHN6
BZ	189	LYS	ARG	CONFLICT	UNP Q5SHN6
BZ	264	LYS	ARG	CONFLICT	UNP Q5SHN6
BZ	288	LEU	VAL	CONFLICT	UNP Q5SHN6
BZ	322	ILE	VAL	CONFLICT	UNP Q5SHN6
BZ	336	THR	SER	CONFLICT	UNP Q5SHN6
BZ	354	ARG	GLN	CONFLICT	UNP Q5SHN6
BZ	357	GLN	PRO	CONFLICT	UNP Q5SHN6

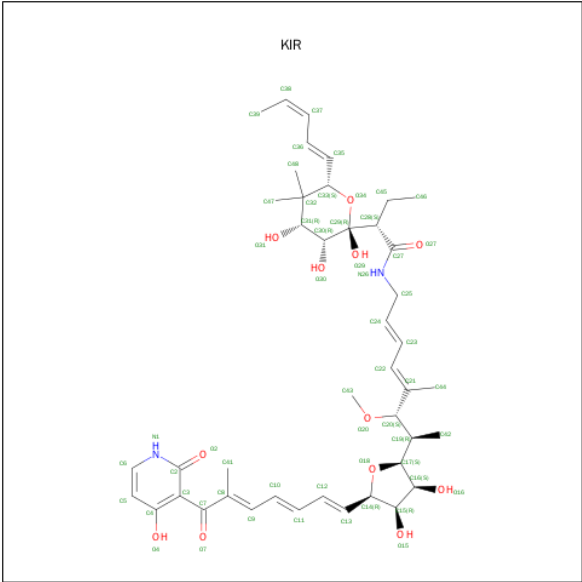
- Molecule 60 is ZINC ION (three-letter code: ZN) (formula: Zn).

Mol	Chain	Residues	Atoms	ZeroOcc	AltConf
60	A9	1	Total Zn 1 1	0	0
60	BN	1	Total Zn 1 1	0	0
60	BD	1	Total Zn 1 1	0	0

- Molecule 61 is MAGNESIUM ION (three-letter code: MG) (formula: Mg).

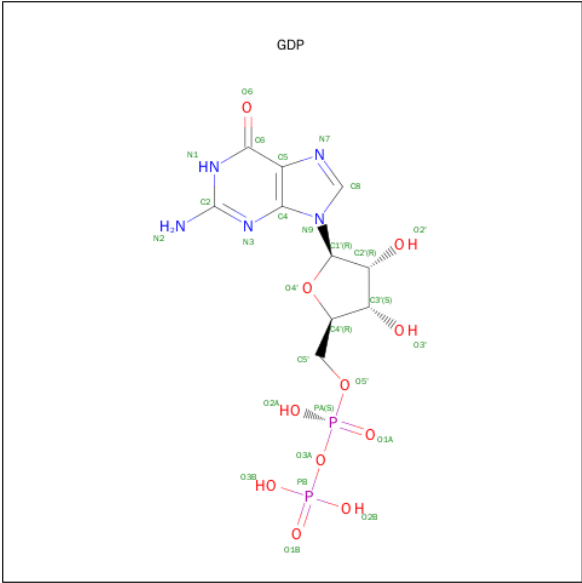
Mol	Chain	Residues	Atoms	ZeroOcc	AltConf
61	BZ	1	Total Mg 1 1	0	0
61	AA	1	Total Mg 1 1	0	0

- Molecule 62 is KIRROMYCIN (three-letter code: KIR) (formula: C₄₃H₆₀N₂O₁₂).



Mol	Chain	Residues	Atoms				ZeroOcc	AltConf
62	BZ	1	Total	C	N	O	0	0
			57	43	2	12		

- Molecule 63 is GUANOSINE-5'-DIPHOSPHATE (three-letter code: GDP) (formula: $C_{10}H_{15}N_5O_{11}P_2$).

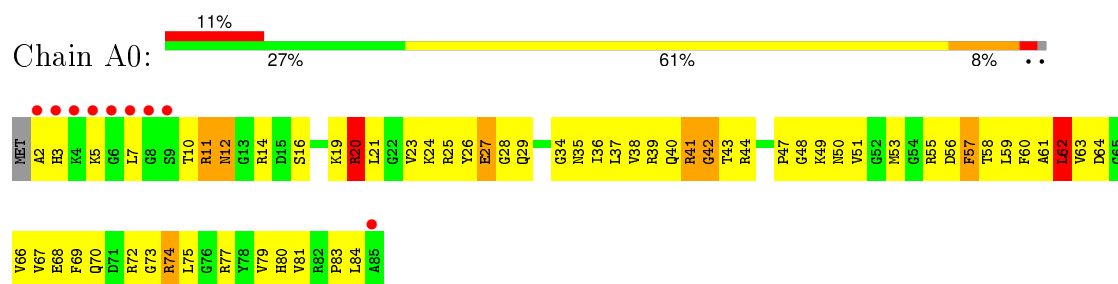


Mol	Chain	Residues	Atoms					ZeroOcc	AltConf
63	BZ	1	Total	C	N	O	P	0	0
			28	10	5	11	2		

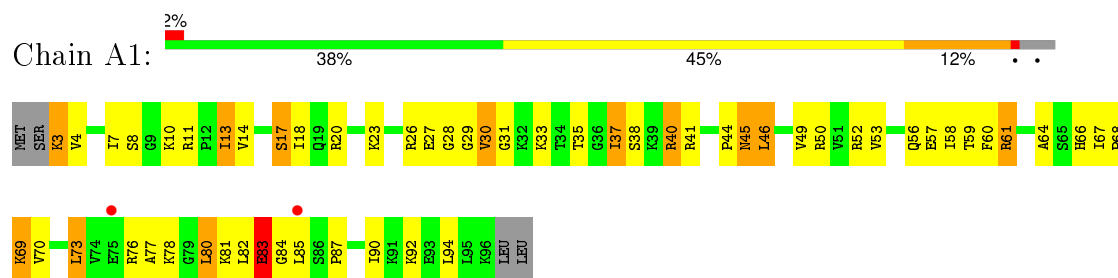
3 Residue-property plots

These plots are drawn for all protein, RNA and DNA chains in the entry. The first graphic for a chain summarises the proportions of errors displayed in the second graphic. The second graphic shows the sequence view annotated by issues in geometry and electron density. Residues are color-coded according to the number of geometric quality criteria for which they contain at least one outlier: green = 0, yellow = 1, orange = 2 and red = 3 or more. A red dot above a residue indicates a poor fit to the electron density ($RSRZ > 2$). Stretches of 2 or more consecutive residues without any outlier are shown as a green connector. Residues present in the sample, but not in the model, are shown in grey.

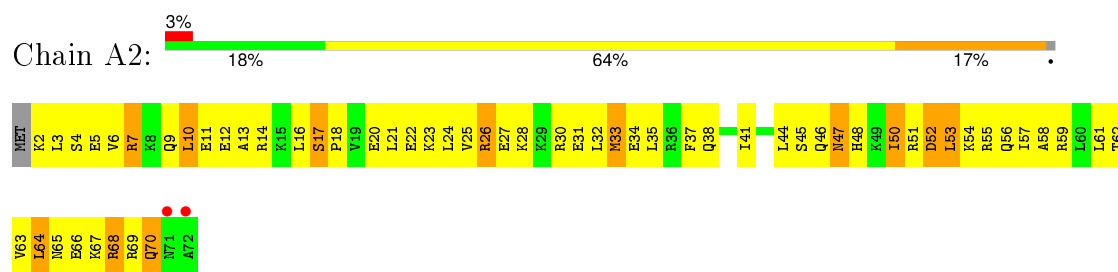
• Molecule 1: 50S RIBOSOMAL PROTEIN L27



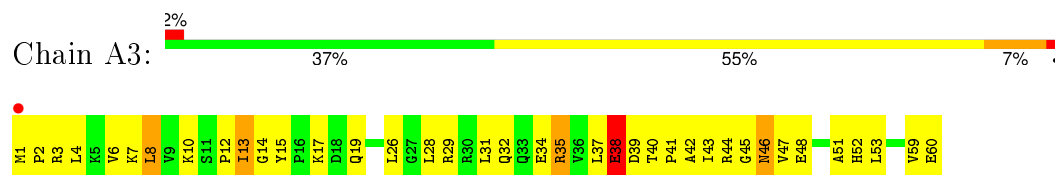
• Molecule 2: 50S RIBOSOMAL PROTEIN L28



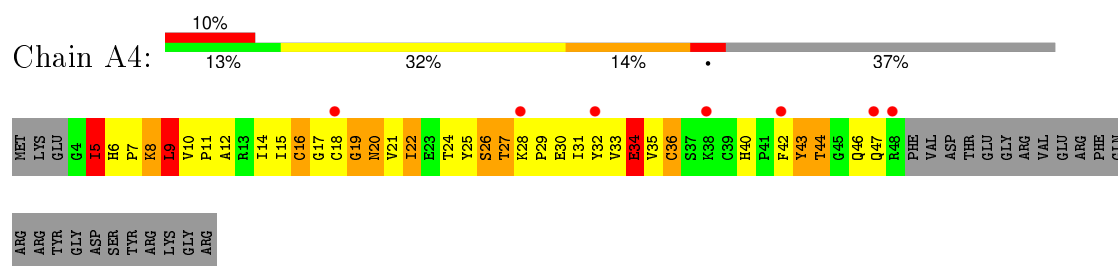
• Molecule 3: 50S RIBOSOMAL PROTEIN L29



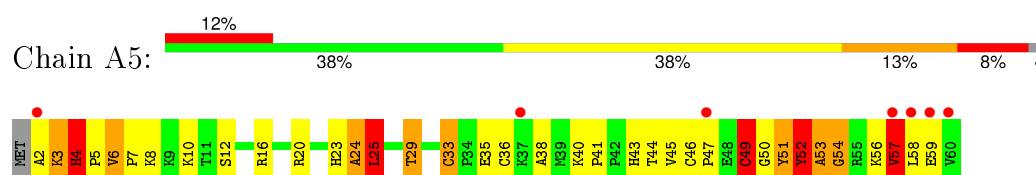
• Molecule 4: 50S RIBOSOMAL PROTEIN L30



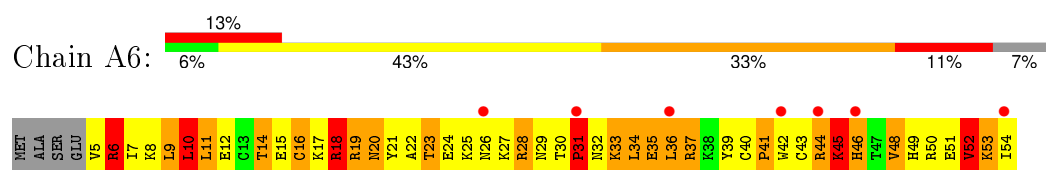
• Molecule 5: 50S RIBOSOMAL PROTEIN L31



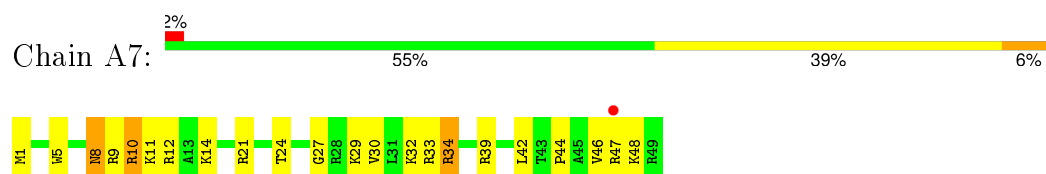
• Molecule 6: 50S RIBOSOMAL PROTEIN L32



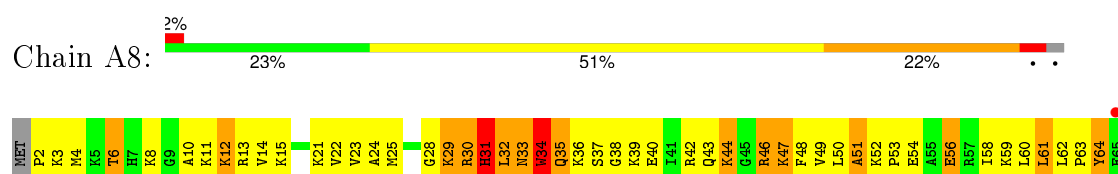
• Molecule 7: 50S RIBOSOMAL PROTEIN L33



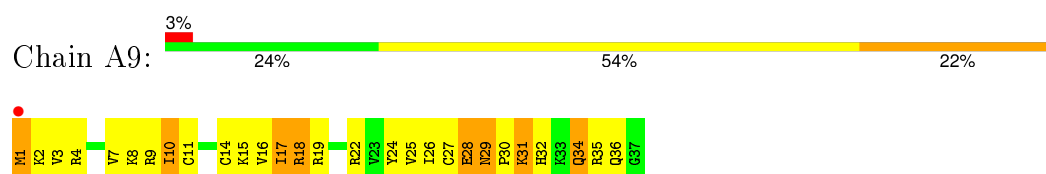
• Molecule 8: 50S RIBOSOMAL PROTEIN L34



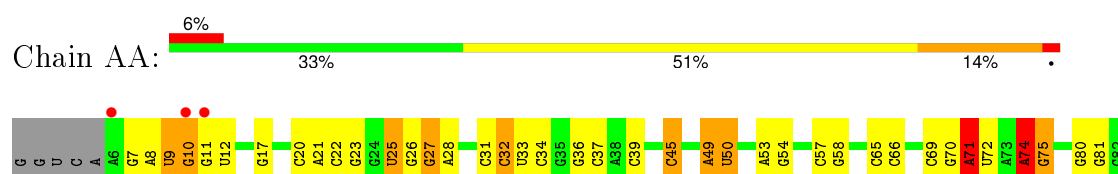
• Molecule 9: 50S RIBOSOMAL PROTEIN L35



• Molecule 10: 50S RIBOSOMAL PROTEIN L36

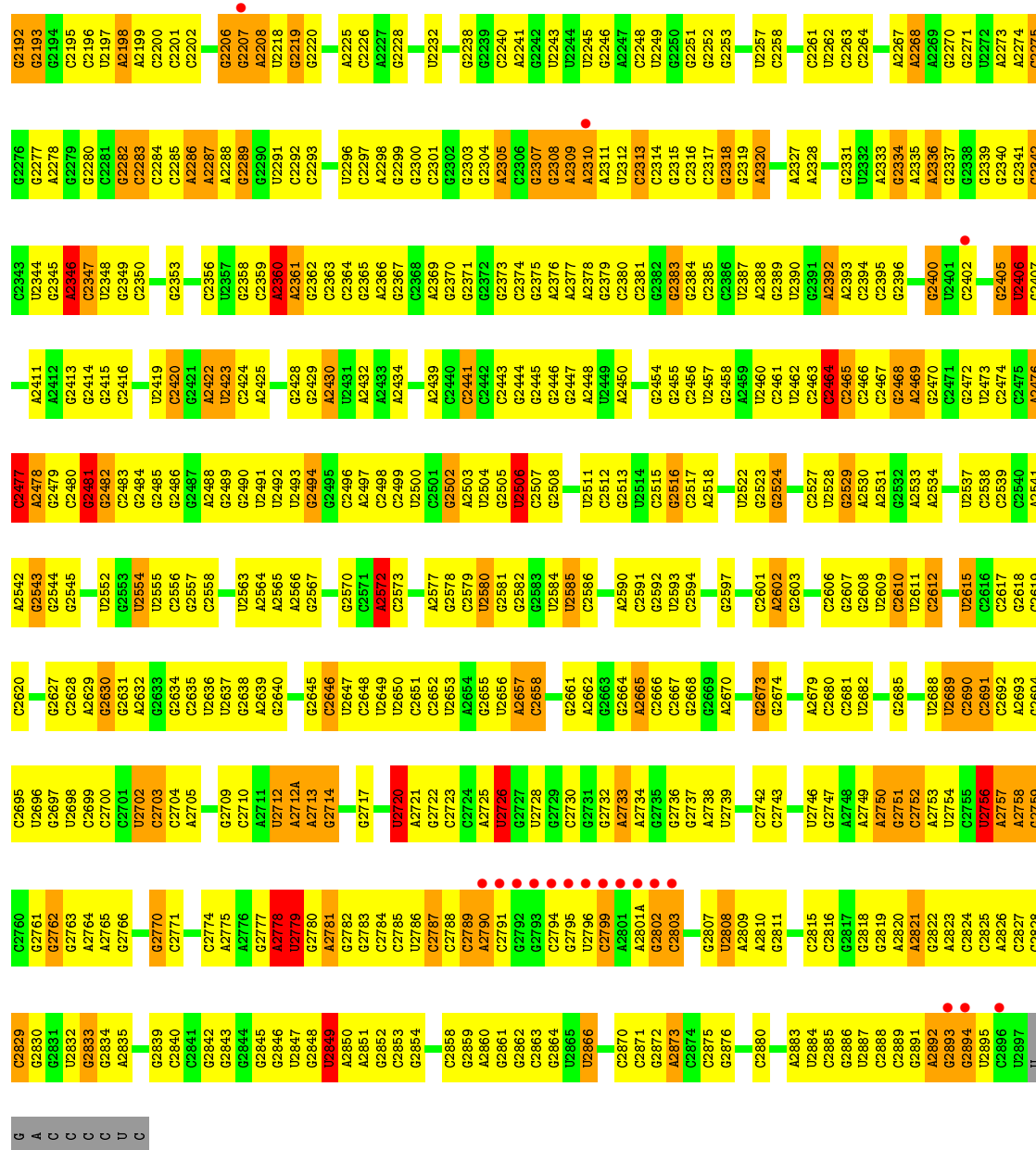


• Molecule 11: 23S RIBOSOMAL RNA



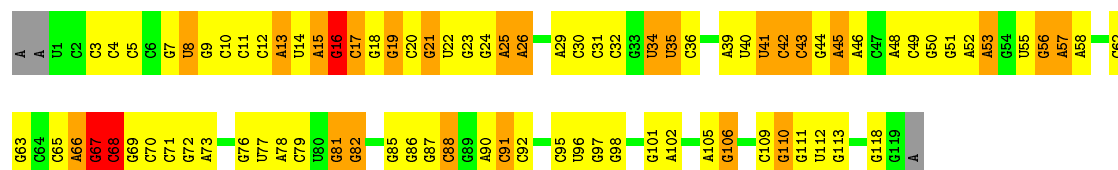
A1032	C961	A819	G741	A654V	A614C	G549	A473	U405	A331	G271X	U235	U157	G83
U1033	G962	G888	G744	A655	G615	G551	A478	G406	A332	U271Y	C236	U158	A84
U1035	C963	A824	G745	G856	G616	U554	A479	C409	G334	U272A	C237	G171	G88
G1038	C965	A825	G746	U857	G618	U555	A480	G410	C335	G272B	U239	G172	G89
G1039	U869	U826	U747	C658	G619	G556	A481	G411	C336	G272C	G240	G173	U90
G1040	C970	U828	G748	G660	A621	U557	A482	A412	C337	G272D	A341	G175	C174
G1041	G971	A829	G749	C661	G622	G558	A483	C413	A340	C272H	G242	G176	A92
G1042	C972	G830	U752	G662	G623	U562	A484	A414	G341	U272I	G243	G177	G93
G1043	C973	G831	C763	C671	G624	G563	A485	A415	G342	U272J	A244	G178	C94
G1044	C974	G832	C764	C672	U626	C564	A486	G418	G343	G274	C246	A181	G95
G1045	C975	U833	C765	C673	U627	C565	A487	G419	G344	G275	C247	G96	C97
A1046	G976	U834	C766	C674	G628	U566	A488	C420	G345	G276	G248	G98	G99
A1047	G977	U835	C767	A675	G629	A567	G491	U421	G346	G277	C249	U99	G100
A1048	G978	U836	C768	A676	G630	U568	G492	A422	G347	G278	G250	G186	G101
A1049	U907	U837	C769	A677	G631	U569	G493	G423	G348	C279	A251	G187	G102
A1050	C903	C840	U760	G680	A631	U569	G494	G424	G349	C280	G252	G188	A103
A1051	C904	A841	A761	G681	A632	A571	G495	G425	G350	G281	C253	G189	U104
A1052	G906	G843	G765	G685	A633	A572	G496	G426	G351	U284	G254	A190	C105
A1053	U907	C844	C766	C686	A634	A573	G497	U427	G352	C285	A256	A191	C106
A1054	A910	G845	C767	C687	C635	A574	G498	G428	G353	C286	A257	C107	U108
A1055	A911	C846	C768	C688	C636	A575	G499	A428	G354	C287	G258	G194	G109
A1056	A912	U847	C769	U888	G637	U575	A502	C435	G355	C288	G259	A195	G110
A1057	A913	G848	G771	G689	A638	A576	A503	G436	G356	C291	G261	A196	A111
A1058	A914	C849	G772	C690	A639	A577	A504	G437	G357	C292	A262	C198	U112
A1059	G916	G850	U773	C691	A640	A578	A505	G438	G358	U293	G263	A199	G113
A1060	A917	C851	A774	C692	A641	G579	A506	G439	G359	C296	C264	C203	C116
A1061	U922	G852	C775	C693	A642	G580	A507	G440	G360	C297	A265	G117	G117
A1062	G997	C853	C776	C694	A643	C581	G508	G441	G361	C298	G266	A118	A118
A1063	C923	C854	A782	U694	A644	G582	C509	G442	G362	U206	G267	A205	A119
A1064	G924	C855	A783	U695	A645	G583	G512	G443	G363	C268	A268	U120	U120
A1065	C925	U858	G784	U703	A646	A586	C517	G444	G364	A300	G269	G121	G121
A1066	A926	G859	C785	G704	G647	C587	G518	C444	A371	G301	A270	C208	G122
A1067	G927	U860	G786	A705	G648	C588	G519	C445	G372	C302	A271	G123	G123
A1068	G928	A861	U787	U788	G649	U588	G520	G446	G373	U303	A271A	G124	G124
A1069	G929	C857	C788	C708	G650	C589	G521	G447	G374	A300	A271	G135	G135
A1070	C932	G862	A789	U709	G651	A590	C523	U448	G375	G302	A271	G136	G136
A1071	A933	C863	C790	G710	C652	C591	G524	C451	G376	C303	A271	G137	G137
A1072	G940	U865	C791	G654	A654	G592	G525	C452	G377	U306	A271	G214	G214
A1073	A941	C867	C792	U718	C654B	G593	A526	C453	G378	G307	A271	G215	G215
A1076	G942	U868	C795	C719	G654C	U597	A528	C454	G379	G308	A271	G216	G216
A1077	U943	G869	C796	C720	G654D	G598	A529	C455	G380	G309	A271	G217	G217
A1078	G944	A870	C797	C721	G654E	G599	G530	C456	G381	A310	C271G	G218	G218
A1079	A945	U871	A722	A722	C654F	G600	C531	G457	G382	A311	G271H	G219	G219
A1080	G946	A872	U802	G725	C654G	A602	A532	U459	G383	A314	C271I	A218	A218
A1081	G947	G873	U803	G726	G654H	G603	A533	C463	G384	G315	C271J	A219	A219
A1082	G948	G874	A804	C727	C654I	G604	U534	U464	G385	U271K	A221	G143	G143
A1083	C949	G875	G805	A727	A654J	C605	C535	G465	G386	U271L	A222	G144	G144
A1084	G950	C876	C806	G728	C654K	U606	A536	G466	G387	G271M	G146	G145	G145
A1085	C951	U877	U807	G729	G654L	U607	G537	A467	G388	A320	U271N	G146	G146
A1086	G952	A878	G808	C730	C654M	A608	G538	G468	G389	G321	C271O	A225	A225
A1087	A953	G879	G809	U609	C654N	A609	G539	G469	A394	A322	C271P	G226	G226
A1088	G954	U810	U810	G733	G654O	G610	C540	G470	G395	G324	G271Q	A227	A227
A1089	C955	G881	U811	A734	C654P	G611	C541	A471	G396	A324	G271R	A228	A228
A1090	G956	C882	C812	A735	C654Q	C612	C542	A472	G397	G325	G271S	A229	A229
A1091	A957	G883	U813	C736	C654R	G613	C543	A473	G398	G327	C271T	C231	C231
A1092	U958	C884	C815	C737	C654S	U614	C544	G474	A402	U328	G271U	G232	G232
A1093	A960	C886	C816	U740	G654T	U614A	A547	G475	C404	A330	G271V	A233	A233
G1093					A654U	G614B	A548	G476			G271W	C234	C234





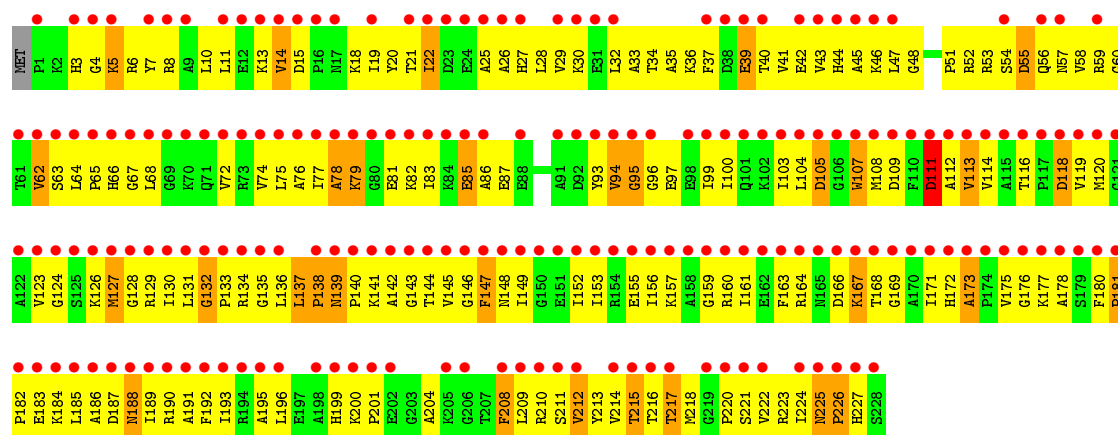
• Molecule 12: 5S RIBOSOMAL RNA

Chain AB: 27% 48% 20% . .




• Molecule 13: 50S RIBOSOMAL PROTEIN L1

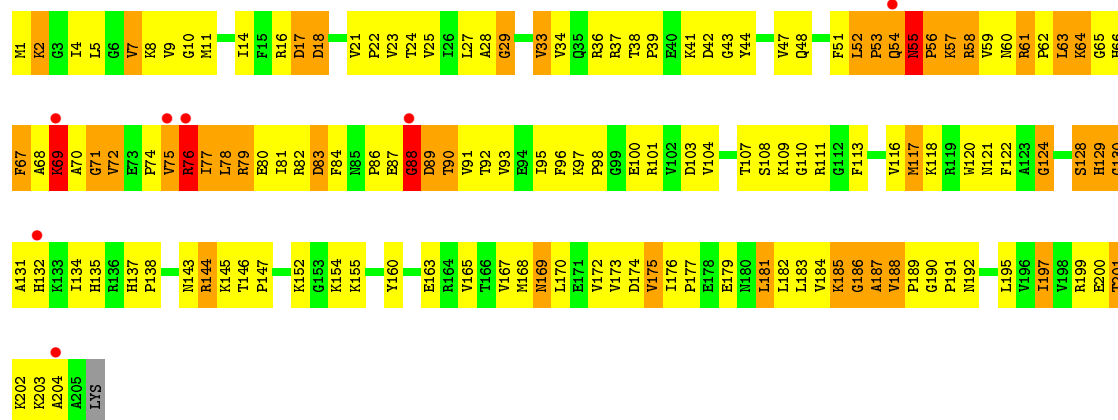
Chain AC: 23% 86% 62% 14%



• Molecule 14: 50S RIBOSOMAL PROTEIN L2




• Molecule 15: 50S RIBOSOMAL PROTEIN L3

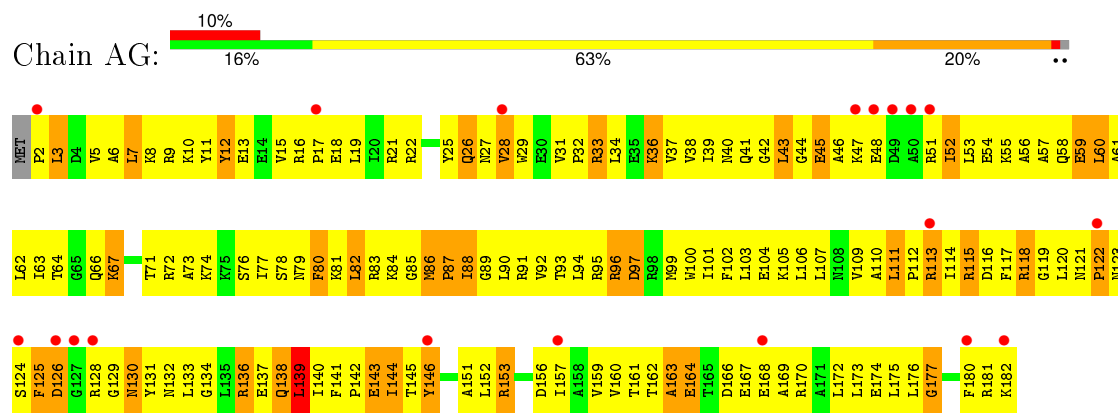


• Molecule 16: 50S RIBOSOMAL PROTEIN L4

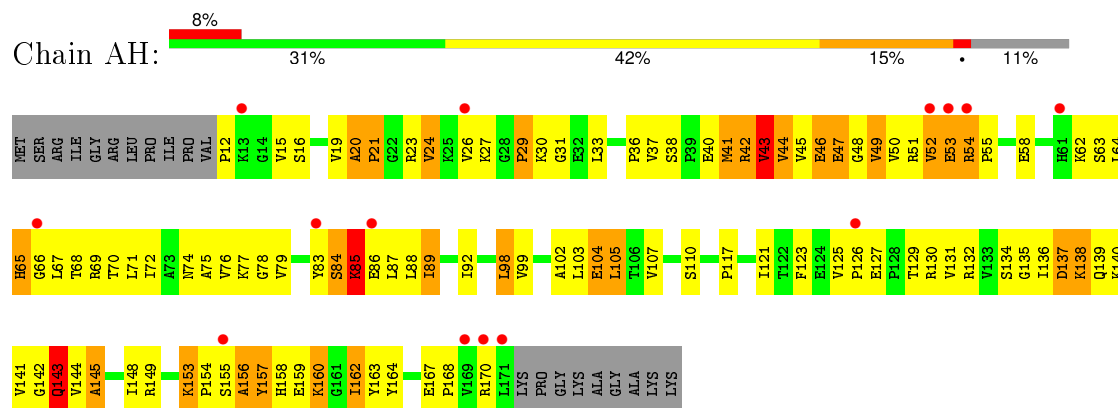




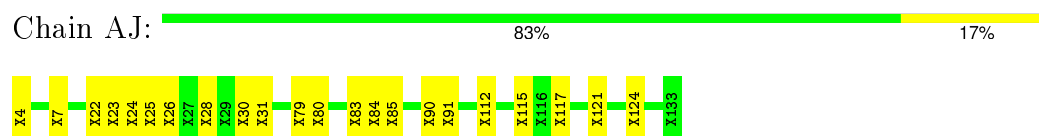
- Molecule 17: 50S RIBOSOMAL PROTEIN L5



- Molecule 18: 50S RIBOSOMAL PROTEIN L6

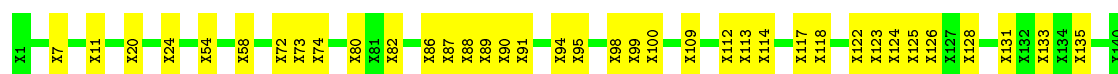


- Molecule 19: 50S RIBOSOMAL PROTEIN L10

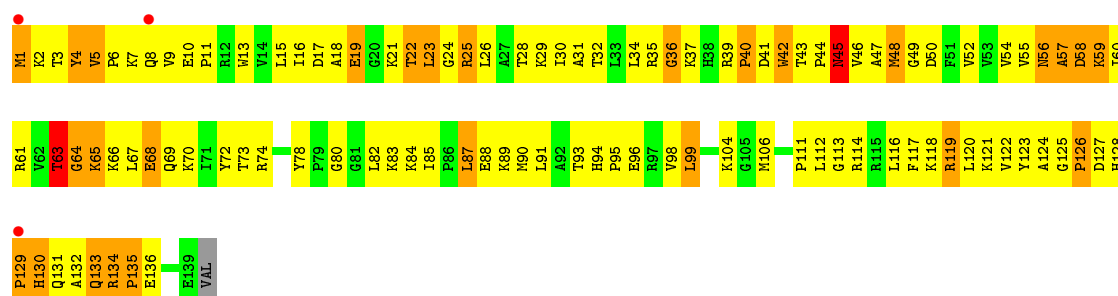


• Molecule 20: 50S RIBOSOMAL PROTEIN L11

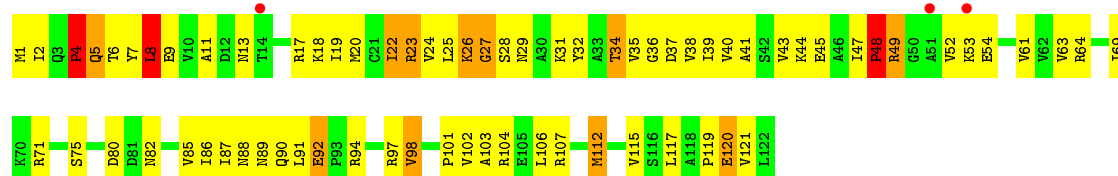




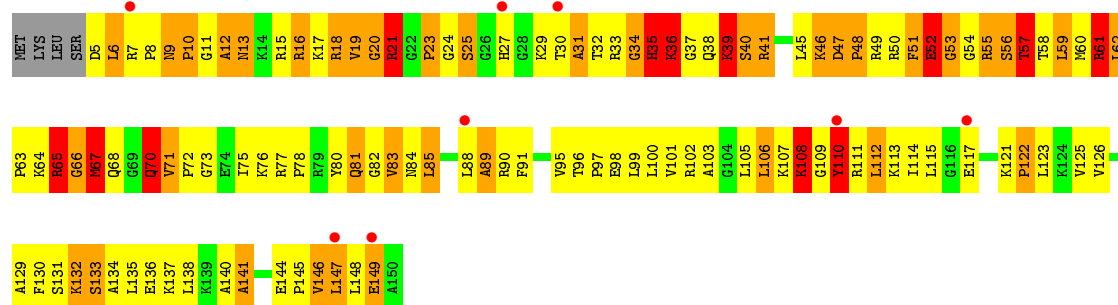
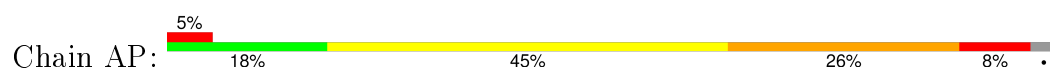
• Molecule 21: 50S RIBOSOMAL PROTEIN L13



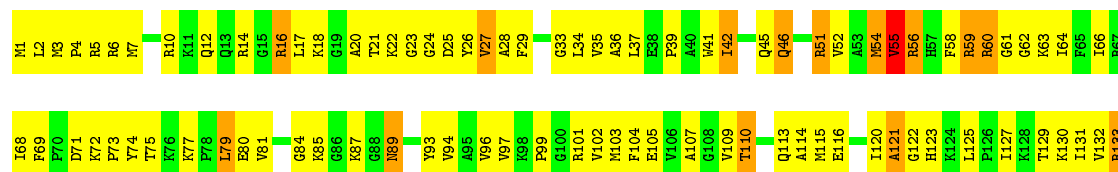
• Molecule 22: 50S RIBOSOMAL PROTEIN L14



• Molecule 23: 50S RIBOSOMAL PROTEIN L15



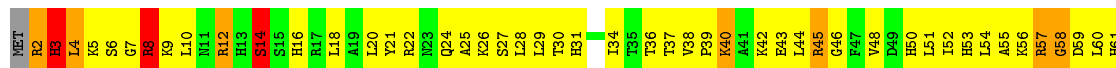
• Molecule 24: 50S RIBOSOMAL PROTEIN L16





• Molecule 25: 50S RIBOSOMAL PROTEIN L17

Chain AR: 24% 59% 14%



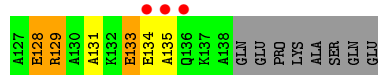

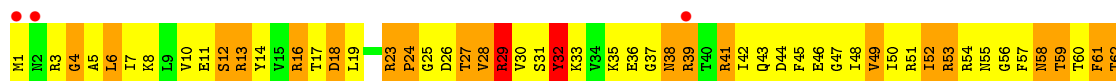
• Molecule 26: 50S RIBOSOMAL PROTEIN L18

Chain AS: 4% 24% 44% 17% 12%



• Molecule 27: 50S RIBOSOMAL PROTEIN L19

Chain AT: 5% 18% 47% 26% 5%



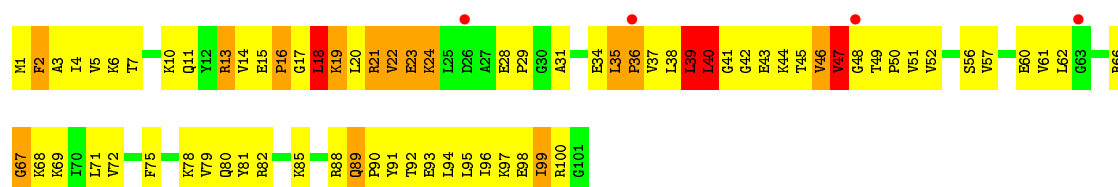
• Molecule 28: 50S RIBOSOMAL PROTEIN L20

Chain AU: 2% 42% 44% 10% 2%

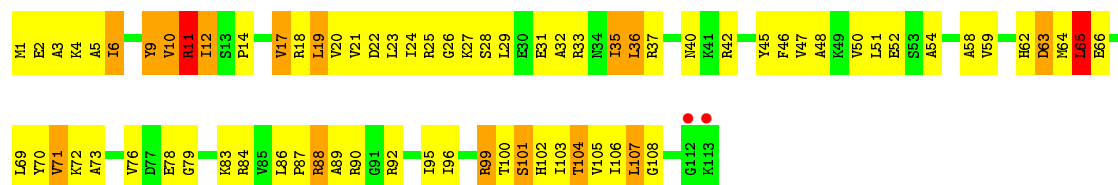


• Molecule 29: 50S RIBOSOMAL PROTEIN L21

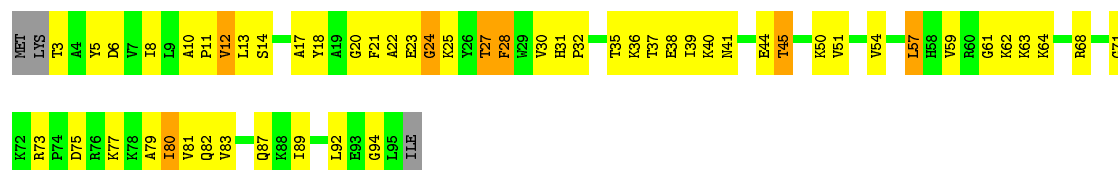
Chain AV: 4% 27% 55% 14% 1%



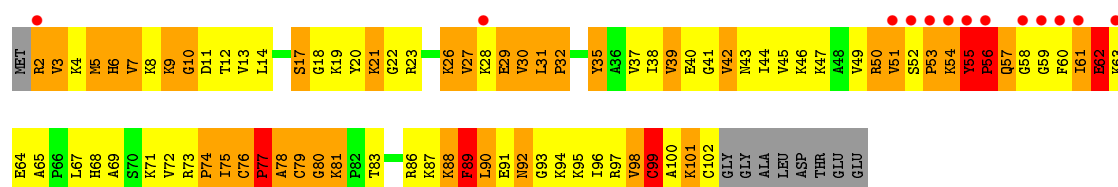
- Molecule 30: 50S RIBOSOMAL PROTEIN L22



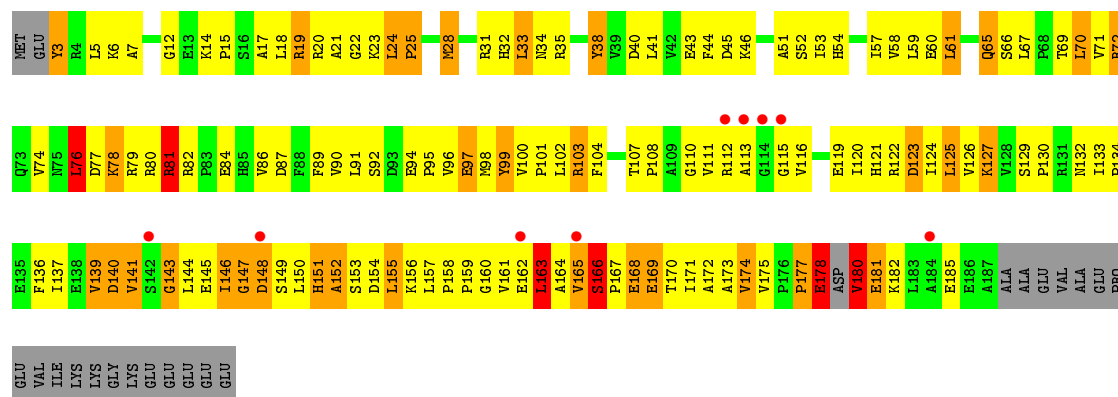
- Molecule 31: 50S RIBOSOMAL PROTEIN L23



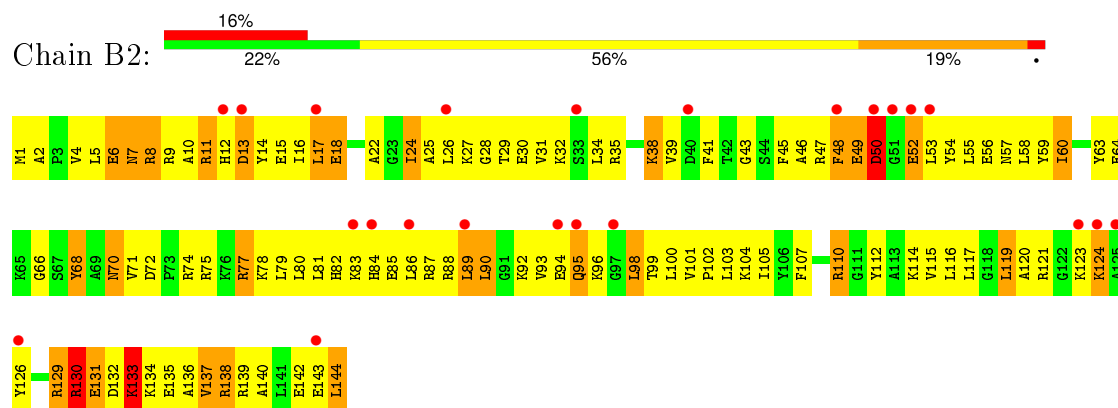
● Molecule 32: 50S RIBOSOMAL PROTEIN L24



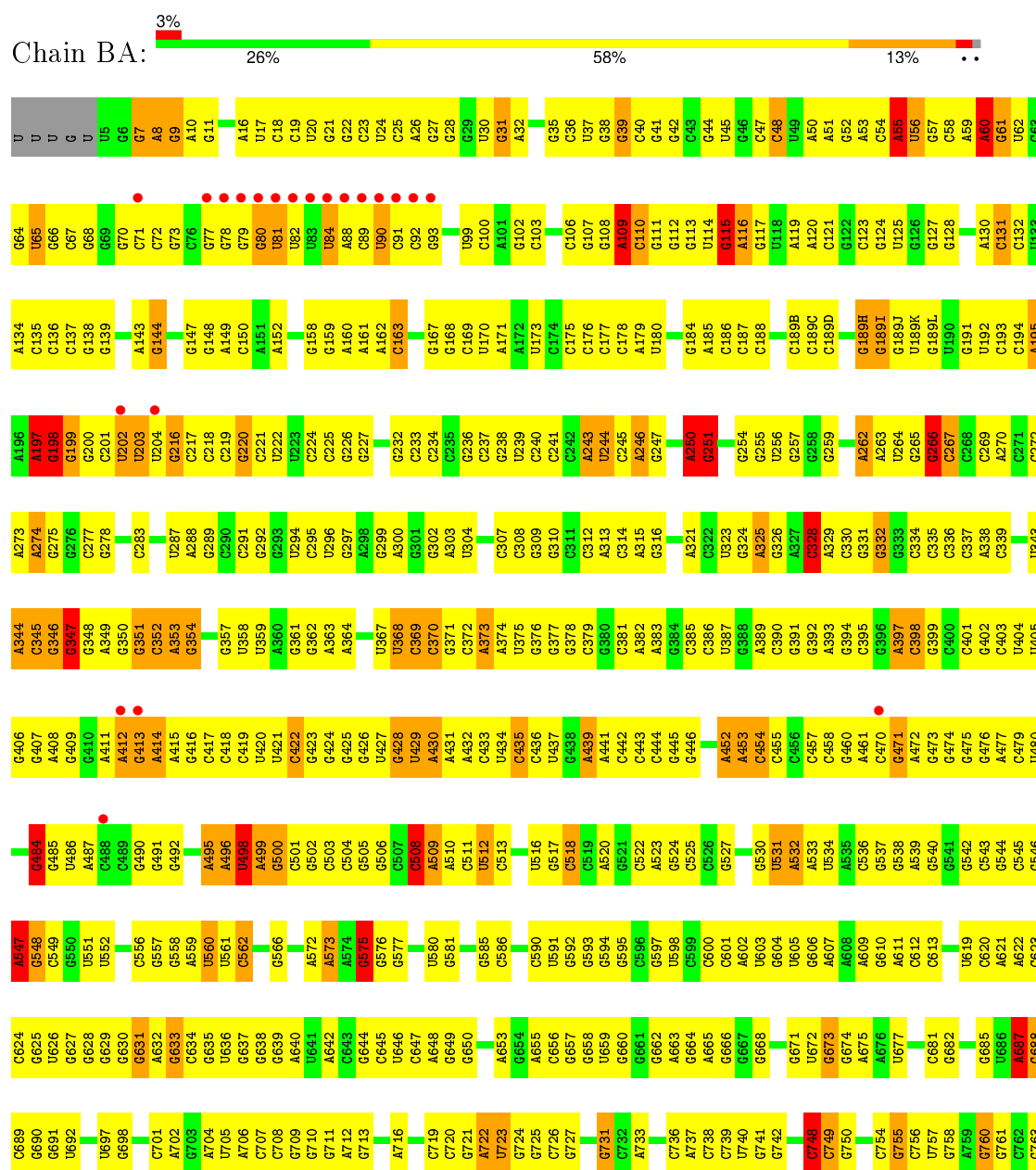
• Molecule 33: 50S RIBOSOMAL PROTEIN L25

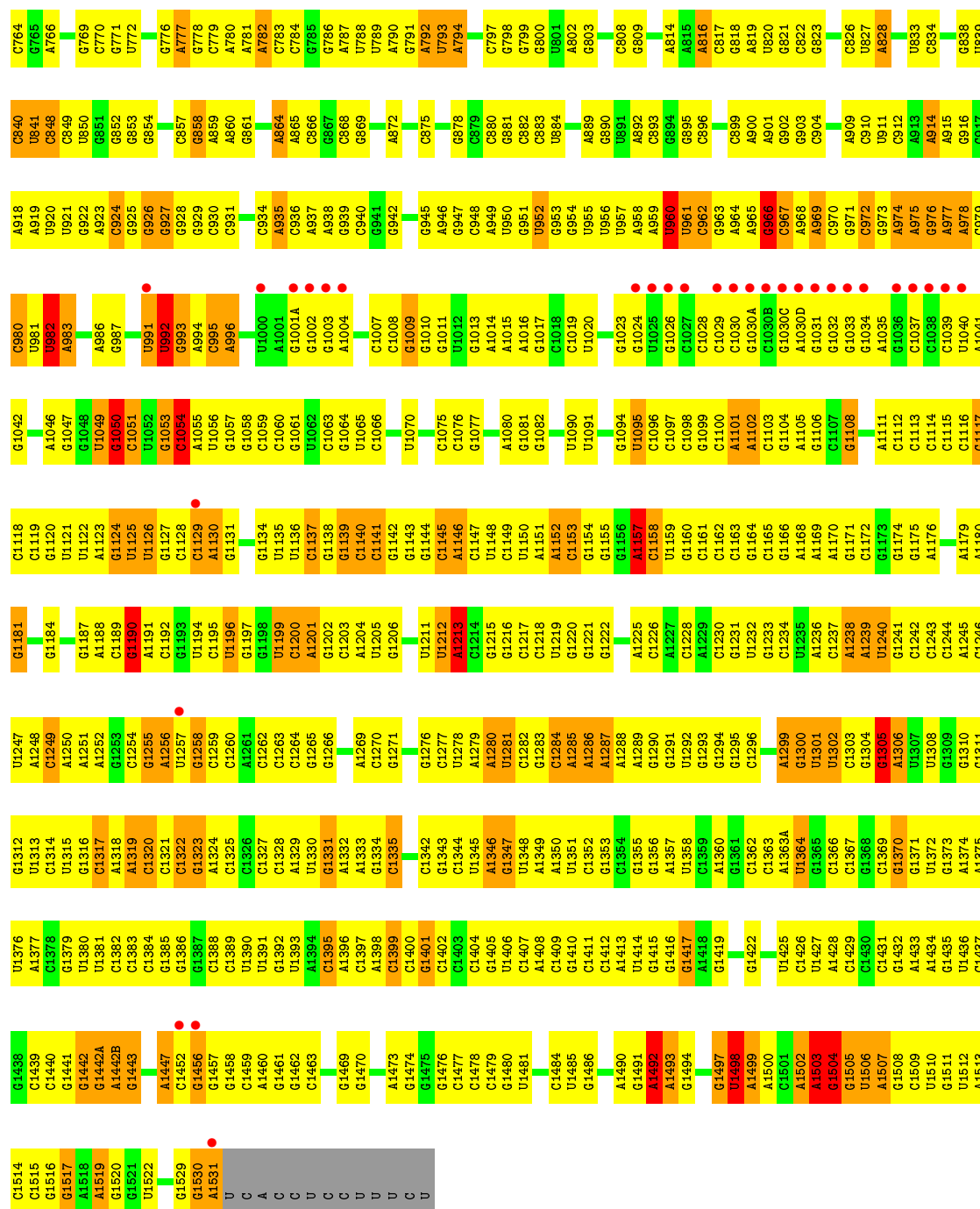


● Molecule 34: SMALL PROTEIN B SMPB



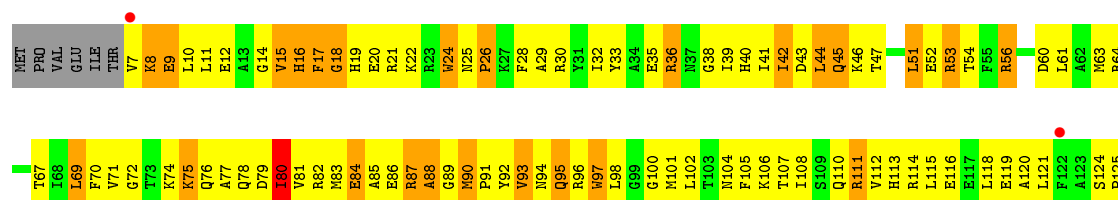
● Molecule 35: 16S RRNA

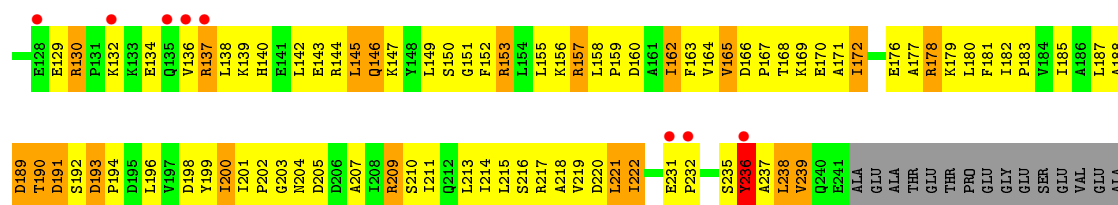




• Molecule 36: 30S RIBOSOMAL PROTEIN S2

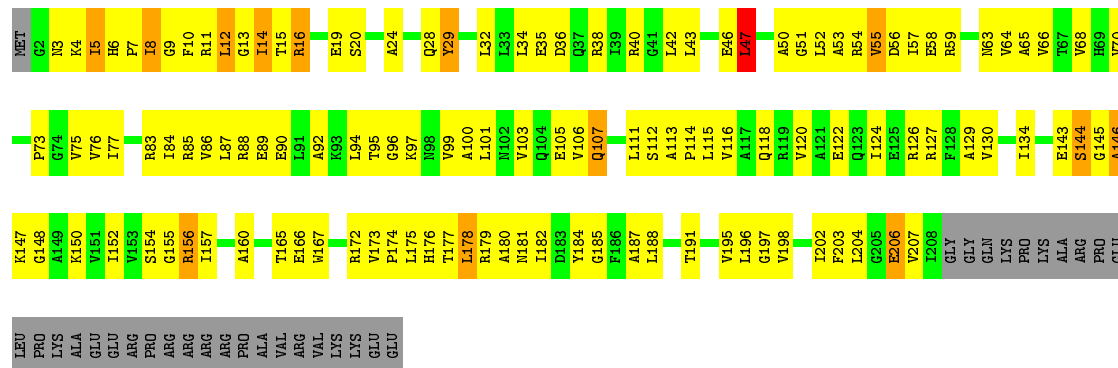
Chain BB: 4% 22% 52% 18% 8%





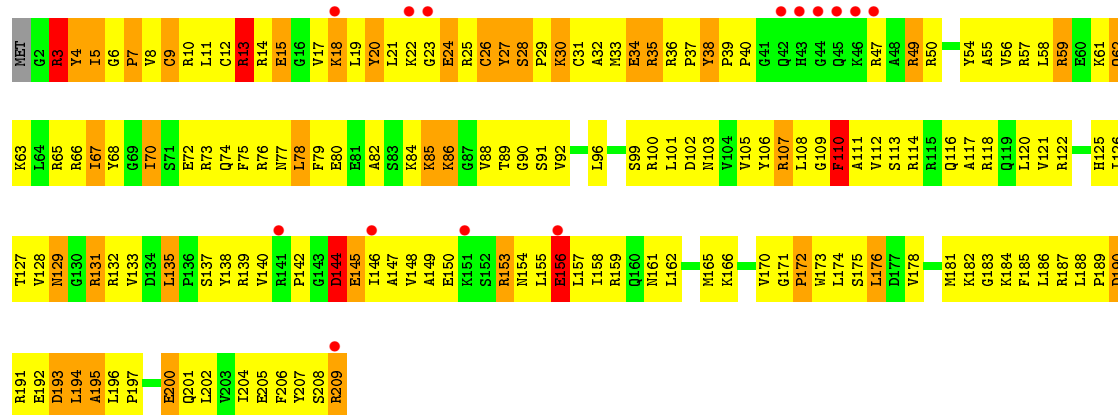
• Molecule 37: 30S RIBOSOMAL PROTEIN S3

Chain BC: 34% 46% 5% 13%



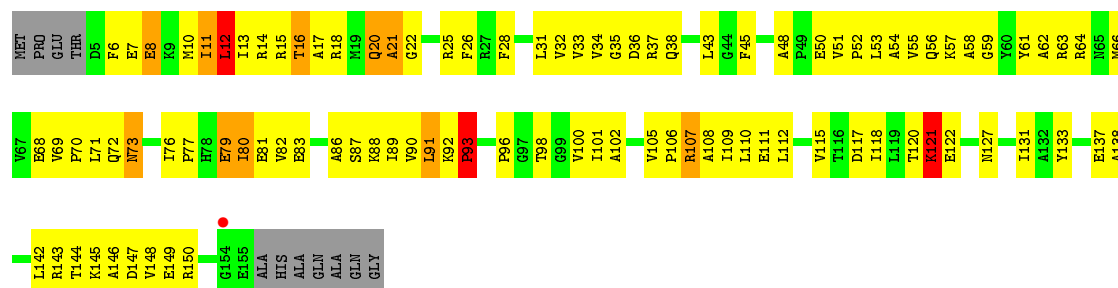
• Molecule 38: 30S RIBOSOMAL PROTEIN S4

Chain BD: 7% 23% 56% 18%

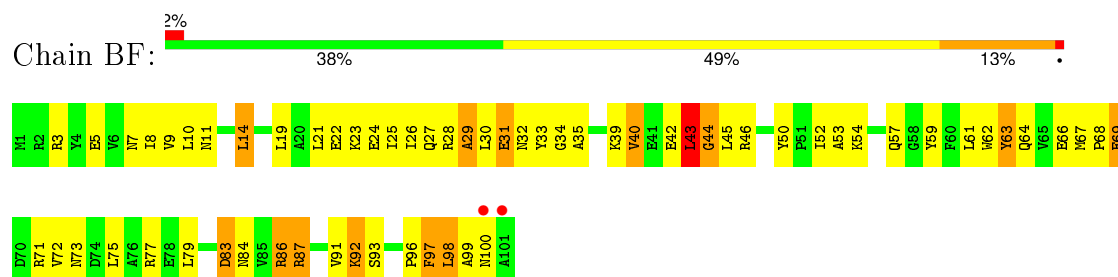


• Molecule 39: 30S RIBOSOMAL PROTEIN S5

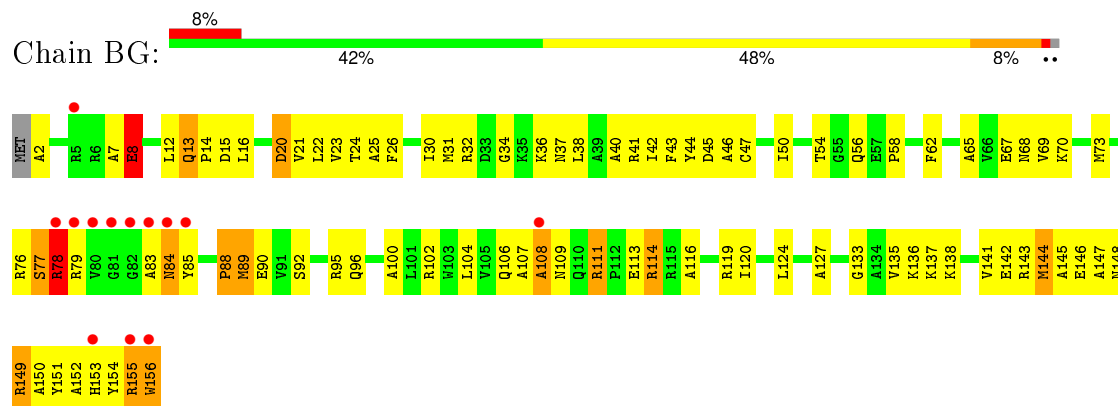
Chain BE: 33% 52% 6% 7%




- Molecule 40: 30S RIBOSOMAL PROTEIN S6



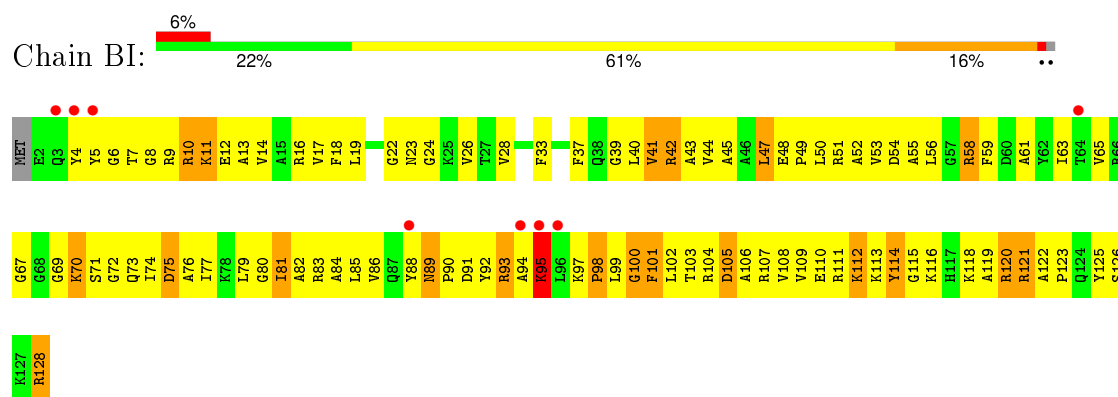
- Molecule 41: 30S RIBOSOMAL PROTEIN S7



- Molecule 42: 30S RIBOSOMAL PROTEIN S8

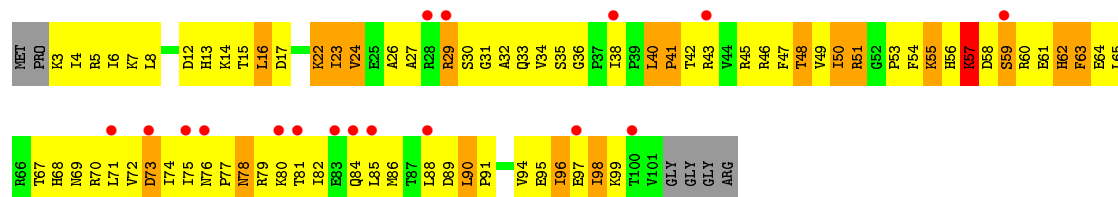


- Molecule 43: 30S RIBOSOMAL PROTEIN S9

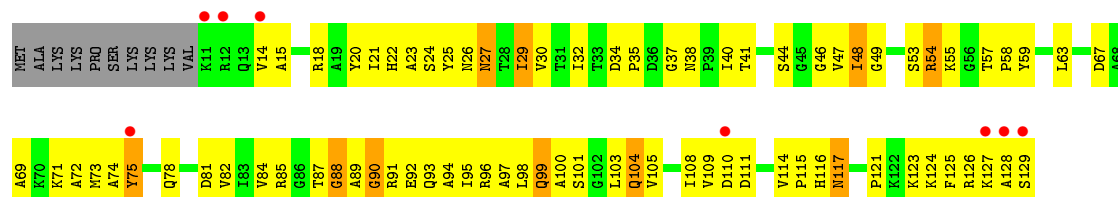


- Molecule 44: 30S RIBOSOMAL PROTEIN S10

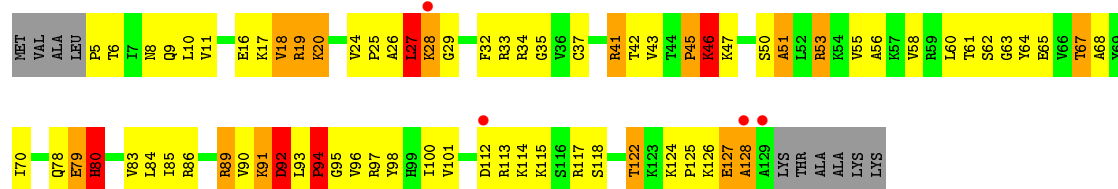




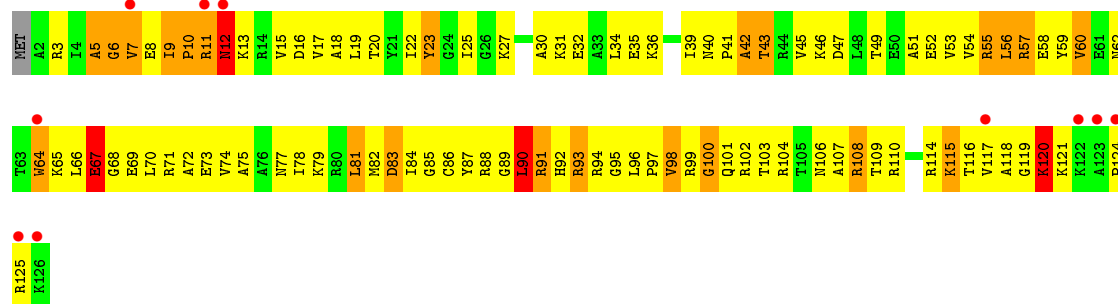
• Molecule 45: 30S RIBOSOMAL PROTEIN S11



• Molecule 46: 30S RIBOSOMAL PROTEIN S12



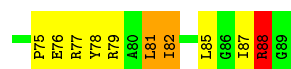
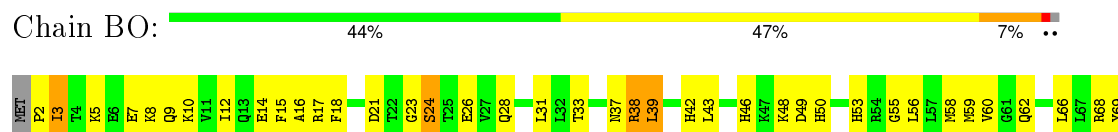
• Molecule 47: 30S RIBOSOMAL PROTEIN S13



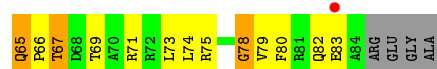
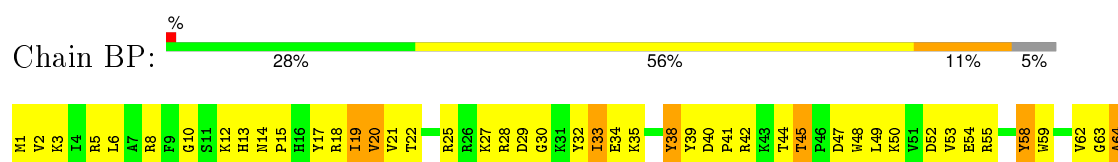
• Molecule 48: 30S RIBOSOMAL PROTEIN S14




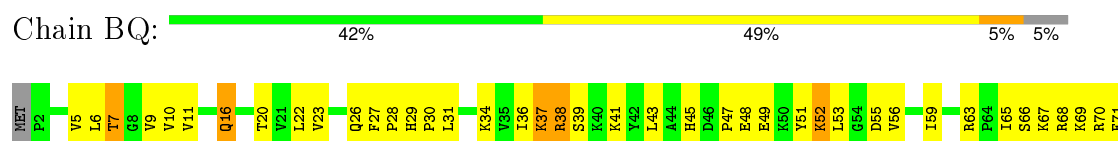
• Molecule 49: 30S RIBOSOMAL PROTEIN S15



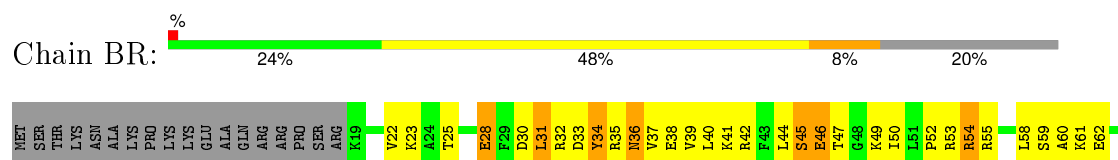
• Molecule 50: 30S RIBOSOMAL PROTEIN S16




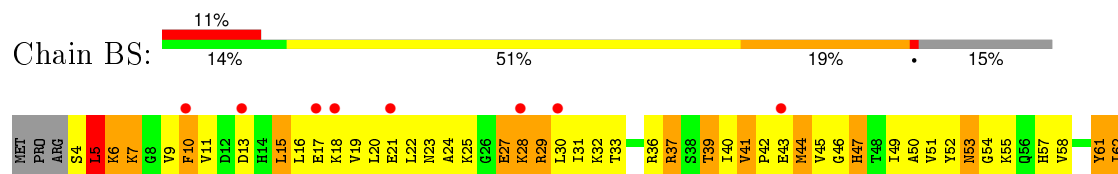
• Molecule 51: 30S RIBOSOMAL PROTEIN S17



• Molecule 52: 30S RIBOSOMAL PROTEIN S18




• Molecule 53: 30S RIBOSOMAL PROTEIN S19

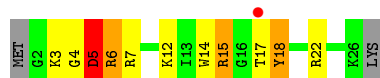


• Molecule 54: 30S RIBOSOMAL PROTEIN S20

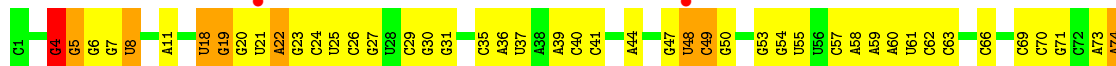




- Molecule 55: 30S RIBOSOMAL PROTEIN THX



- Molecule 56: E-SITE TRNA FMET OR P-SITE TRNA FMET



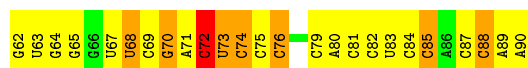
- Molecule 56: E-SITE TRNA FMET OR P-SITE TRNA FMET



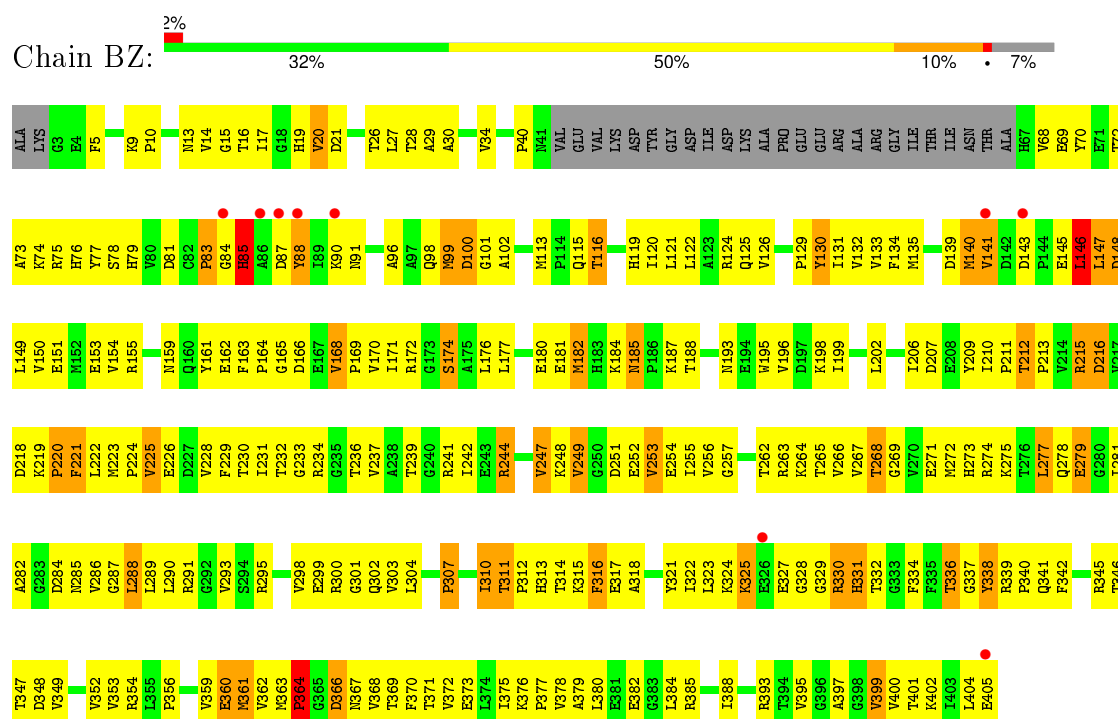
- Molecule 57: MRNA



- Molecule 58: TMRNA DELA



- Molecule 59: ELONGATION FACTOR TU



4 Data and refinement statistics

Property	Value	Source
Space group	P 1 21 1	Depositor
Cell constants a, b, c, α , β , γ	202.17Å 290.76Å 250.65Å 90.00° 97.63° 90.00°	Depositor
Resolution (Å)	50.00 – 3.10 49.68 – 3.10	Depositor EDS
% Data completeness (in resolution range)	97.9 (50.00-3.10) 97.4 (49.68-3.10)	Depositor EDS
R_{merge}	0.24	Depositor
R_{sym}	(Not available)	Depositor
$\langle I/\sigma(I) \rangle$ ¹	1.94 (at 3.12Å)	Xtriage
Refinement program	CNS 1.2	Depositor
R, R_{free}	0.230 , 0.270 0.229 , 0.269	Depositor DCC
R_{free} test set	24443 reflections (5.10%)	DCC
Wilson B-factor (Å ²)	44.8	Xtriage
Anisotropy	0.304	Xtriage
Bulk solvent k_{sol} (e/Å ³), B_{sol} (Å ²)	0.29 , 58.5	EDS
Estimated twinning fraction	No twinning to report.	Xtriage
L-test for twinning ²	$\langle L \rangle = 0.46$, $\langle L^2 \rangle = 0.29$	Xtriage
Outliers	0 of 503945 reflections	Xtriage
F_o, F_c correlation	0.88	EDS
Total number of atoms	154206	wwPDB-VP
Average B, all atoms (Å ²)	58.0	wwPDB-VP

Xtriage's analysis on translational NCS is as follows: *The largest off-origin peak in the Patterson function is 1.67% of the height of the origin peak. No significant pseudotranslation is detected.*

¹Intensities estimated from amplitudes.

²Theoretical values of $\langle |L| \rangle$, $\langle L^2 \rangle$ for acentric reflections are 0.5, 0.375 respectively for untwinned datasets, and 0.333, 0.2 for perfectly twinned datasets.

5 Model quality ⓘ

5.1 Standard geometry ⓘ

Bond lengths and bond angles in the following residue types are not validated in this section: GDP, KIR, ZN, MG

The Z score for a bond length (or angle) is the number of standard deviations the observed value is removed from the expected value. A bond length (or angle) with $|Z| > 5$ is considered an outlier worth inspection. RMSZ is the root-mean-square of all Z scores of the bond lengths (or angles).

Mol	Chain	Bond lengths		Bond angles	
		RMSZ	# $ Z > 5$	RMSZ	# $ Z > 5$
1	A0	0.46	0/671	0.72	1/892 (0.1%)
2	A1	0.46	0/739	0.74	0/983
3	A2	0.43	0/600	0.73	0/793
4	A3	0.45	0/473	0.70	0/636
5	A4	0.47	0/350	0.62	0/476
6	A5	0.53	0/473	0.86	1/639 (0.2%)
7	A6	0.69	0/440	0.99	1/586 (0.2%)
8	A7	0.49	0/427	0.69	0/563
9	A8	0.59	0/516	0.94	1/681 (0.1%)
10	A9	0.48	0/310	0.75	0/407
11	AA	0.57	5/69979 (0.0%)	0.81	83/109249 (0.1%)
12	AB	0.44	0/2853	0.79	2/4451 (0.0%)
13	AC	0.46	1/1775 (0.1%)	0.65	0/2392
14	AD	0.53	0/2195	0.83	2/2955 (0.1%)
15	AE	0.54	0/1597	0.84	1/2155 (0.0%)
16	AF	0.45	0/1659	0.78	1/2246 (0.0%)
17	AG	0.38	0/1499	0.69	1/2016 (0.0%)
18	AH	0.44	0/1246	0.77	0/1684
21	AN	0.49	0/1132	0.82	0/1527
22	AO	0.50	0/943	0.77	1/1269 (0.1%)
23	AP	0.54	0/1131	1.06	6/1504 (0.4%)
24	AQ	0.51	0/1143	0.74	0/1527
25	AR	0.45	0/974	0.82	1/1302 (0.1%)
26	AS	0.43	0/779	0.75	0/1038
27	AT	0.54	0/1156	0.88	2/1544 (0.1%)
28	AU	0.56	0/975	0.80	0/1297
29	AV	0.49	0/790	0.86	1/1057 (0.1%)
30	AW	0.54	0/907	0.83	2/1216 (0.2%)
31	AX	0.52	0/740	0.74	0/995
32	AY	0.59	0/789	0.95	3/1053 (0.3%)
33	AZ	0.47	0/1492	0.76	0/2026
34	B2	0.49	0/1203	0.71	1/1606 (0.1%)

Mol	Chain	Bond lengths		Bond angles	
		RMSZ	# Z >5	RMSZ	# Z >5
35	BA	0.48	1/36192 (0.0%)	0.78	39/56489 (0.1%)
36	BB	0.46	0/1936	0.72	0/2611
37	BC	0.43	0/1637	0.69	0/2207
38	BD	0.40	0/1733	0.68	0/2318
39	BE	0.49	0/1163	0.72	0/1566
40	BF	0.43	0/856	0.68	1/1154 (0.1%)
41	BG	0.36	0/1276	0.61	0/1709
42	BH	0.45	0/1136	0.75	0/1527
43	BI	0.41	0/1029	0.67	0/1378
44	BJ	0.42	0/808	0.69	0/1087
45	BK	0.39	0/900	0.65	0/1213
46	BL	0.45	0/987	0.74	0/1322
47	BM	0.38	0/999	0.71	0/1338
48	BN	0.45	0/501	0.75	0/664
49	BO	0.45	0/745	0.70	0/992
50	BP	0.42	0/717	0.65	0/965
51	BQ	0.42	0/837	0.67	0/1119
52	BR	0.42	0/579	0.70	0/768
53	BS	0.45	0/643	0.67	1/867 (0.1%)
54	BT	0.37	0/765	0.65	0/1007
55	BU	0.48	0/213	0.63	0/279
56	BV	0.45	0/1832	0.79	1/2855 (0.0%)
56	BW	0.45	0/1832	0.81	3/2855 (0.1%)
57	BX	0.71	0/116	0.89	0/179
58	BY	0.82	5/1455 (0.3%)	0.97	5/2258 (0.2%)
59	BZ	0.42	0/2986	0.69	0/4050
All	All	0.52	12/165829 (0.0%)	0.79	161/247542 (0.1%)

Chiral center outliers are detected by calculating the chiral volume of a chiral center and verifying if the center is modelled as a planar moiety or with the opposite hand. A planarity outlier is detected by checking planarity of atoms in a peptide group, atoms in a mainchain group or atoms of a sidechain that are expected to be planar.

Mol	Chain	#Chirality outliers	#Planarity outliers
11	AA	9	95
12	AB	0	3
14	AD	0	1
30	AW	0	1
33	AZ	0	1
35	BA	4	40
56	BV	0	1
56	BW	0	3

Continued on next page...

Continued from previous page...

Mol	Chain	#Chirality outliers	#Planarity outliers
58	BY	0	3
All	All	13	148

All (12) bond length outliers are listed below:

Mol	Chain	Res	Type	Atoms	Z	Observed(Å)	Ideal(Å)
58	BY	12	G	C2-N2	-13.61	1.21	1.34
11	AA	761	A	C5-C6	-11.47	1.30	1.41
58	BY	40	C	OP3-P	-6.93	1.52	1.61
58	BY	1	G	OP3-P	-6.81	1.52	1.61
11	AA	761	A	C6-N6	-6.64	1.28	1.33
11	AA	1332	G	N9-C4	-6.30	1.32	1.38
11	AA	2506	U	N1-C2	5.75	1.43	1.38
58	BY	12	G	N9-C4	5.51	1.42	1.38
13	AC	127	MET	CG-SD	5.42	1.95	1.81
11	AA	568	U	C4-O4	5.31	1.27	1.23
58	BY	12	G	N3-C4	5.17	1.39	1.35
35	BA	893	C	N1-C2	5.09	1.45	1.40

All (161) bond angle outliers are listed below:

Mol	Chain	Res	Type	Atoms	Z	Observed(°)	Ideal(°)
11	AA	1992	G	C2'-C3'-O3'	10.04	131.59	109.50
35	BA	115	G	C2'-C3'-O3'	9.61	130.64	109.50
11	AA	1786	A	N9-C1'-C2'	9.57	126.44	114.00
11	AA	527	C	O4'-C1'-N1	9.54	115.83	108.20
35	BA	966	G	N9-C1'-C2'	-9.47	101.58	112.00
35	BA	1498	U	C2'-C3'-O3'	9.43	130.25	109.50
11	AA	1820	U	C2'-C3'-O3'	9.37	130.12	109.50
11	AA	1799	G	C2'-C3'-O3'	9.27	129.90	109.50
11	AA	614(C)	A	C2'-C3'-O3'	9.14	129.62	109.50
11	AA	1653	G	C2'-C3'-O3'	9.09	129.50	109.50
35	BA	575	G	C2'-C3'-O3'	8.98	129.25	109.50
11	AA	1427	A	C2'-C3'-O3'	8.74	128.73	109.50
56	BV	4	G	N9-C1'-C2'	-8.74	102.39	112.00
11	AA	1300	U	C2'-C3'-O3'	8.58	128.38	109.50
35	BA	1399	C	C2'-C3'-O3'	8.55	128.31	109.50
11	AA	1819	A	C2'-C3'-O3'	8.50	128.21	109.50
23	AP	53	GLY	N-CA-C	-8.31	92.33	113.10
11	AA	527	C	N1-C1'-C2'	8.26	124.74	114.00
11	AA	2360	A	N9-C1'-C2'	-8.23	102.94	112.00
11	AA	2610	C	C2'-C3'-O3'	8.18	127.48	109.50

Continued on next page...

Continued from previous page...

Mol	Chain	Res	Type	Atoms	Z	Observed(°)	Ideal(°)
11	AA	2286	A	N9-C1'-C2'	8.13	124.57	114.00
11	AA	1210	A	C2'-C3'-O3'	8.08	127.27	109.50
23	AP	41	ARG	N-CA-C	-8.07	89.22	111.00
11	AA	387	U	C2'-C3'-O3'	8.06	127.23	109.50
35	BA	1190	G	C2'-C3'-O3'	7.65	126.33	109.50
11	AA	74	A	C2'-C3'-O3'	7.59	126.19	109.50
11	AA	2756	U	C2'-C3'-O3'	7.51	126.02	109.50
16	AF	82	ILE	N-CA-C	-7.43	90.94	111.00
23	AP	52	GLU	N-CA-C	7.36	130.88	111.00
11	AA	1378	A	C2'-C3'-O3'	7.35	125.68	109.50
11	AA	856	C	C2'-C3'-O3'	7.34	125.64	109.50
11	AA	49	A	C2'-C3'-O3'	7.23	125.41	109.50
11	AA	958	U	N1-C1'-C2'	7.15	123.30	114.00
11	AA	331	A	C2'-C3'-O3'	7.05	125.01	109.50
58	BY	60	A	C2'-C3'-O3'	7.03	124.97	109.50
35	BA	56	U	N1-C1'-C2'	7.03	123.13	114.00
35	BA	1504	G	C2'-C3'-O3'	7.02	124.95	109.50
11	AA	1970	A	C5'-C4'-O4'	6.98	117.47	109.10
11	AA	975	C	N1-C1'-C2'	6.93	123.02	114.00
35	BA	1504	G	C4'-C3'-O3'	6.92	126.84	113.00
11	AA	1558	A	C2'-C3'-O3'	6.78	124.54	113.70
11	AA	90	U	N1-C1'-C2'	6.74	122.77	114.00
35	BA	498	U	N1-C1'-C2'	-6.73	104.59	112.00
35	BA	109	A	C2'-C3'-O3'	6.68	124.38	113.70
35	BA	687	A	C2'-C3'-O3'	6.64	124.32	113.70
11	AA	1379	A	N9-C1'-C2'	6.63	122.62	114.00
11	AA	1667	G	C5'-C4'-C3'	-6.60	105.44	116.00
11	AA	603	A	C2'-C3'-O3'	6.60	124.25	113.70
11	AA	1914	A	C5'-C4'-O4'	-6.58	101.21	109.10
35	BA	328	C	N1-C1'-C2'	6.54	122.51	114.00
35	BA	1050	G	N9-C1'-C2'	-6.51	104.84	112.00
35	BA	484	G	N9-C1'-C2'	6.50	122.45	114.00
11	AA	2610	C	C4'-C3'-O3'	6.49	125.98	113.00
11	AA	1913	A	C2'-C3'-O3'	6.44	124.01	113.70
35	BA	266	G	C2'-C3'-O3'	6.42	123.97	113.70
11	AA	1378	A	C4'-C3'-O3'	6.41	125.83	113.00
32	AY	54	LYS	N-CA-C	-6.38	93.78	111.00
27	AT	80	SER	N-CA-C	6.35	128.15	111.00
32	AY	55	TYR	N-CA-C	-6.34	93.87	111.00
12	AB	16	G	N9-C1'-C2'	-6.26	105.11	112.00
11	AA	1294	U	C2'-C3'-O3'	6.26	123.71	113.70
35	BA	60	A	C2'-C3'-O3'	6.11	123.48	113.70

Continued on next page...

Continued from previous page...

Mol	Chain	Res	Type	Atoms	Z	Observed(°)	Ideal(°)
22	AO	8	LEU	CA-CB-CG	6.01	129.13	115.30
56	BW	18	U	N1-C1'-C2'	6.01	121.82	114.00
14	AD	244	ARG	C-N-CD	-5.97	107.47	120.60
11	AA	2464	C	N1-C1'-C2'	-5.95	105.45	112.00
27	AT	29	ARG	N-CA-C	5.90	126.92	111.00
35	BA	109	A	C4'-C3'-C2'	5.88	108.48	102.60
11	AA	1819	A	C4'-C3'-O3'	5.87	124.75	113.00
58	BY	61	C	C2'-C3'-O3'	5.81	122.99	113.70
35	BA	960	U	N1-C1'-C2'	5.79	121.53	114.00
58	BY	14	U	C2'-C3'-O3'	5.79	122.96	113.70
11	AA	1970	A	C5'-C4'-C3'	5.77	125.23	116.00
25	AR	12	ARG	N-CA-C	-5.75	95.47	111.00
35	BA	1399	C	C4'-C3'-O3'	5.75	124.50	113.00
11	AA	1753	G	C2'-C3'-O3'	5.75	122.89	113.70
12	AB	102	A	C2'-C3'-O3'	5.74	122.88	113.70
32	AY	99	CYS	CA-CB-SG	5.74	124.33	114.00
30	AW	65	LEU	CA-CB-CG	5.74	128.49	115.30
7	A6	10	LEU	CA-CB-CG	5.72	128.47	115.30
11	AA	915	C	C5'-C4'-C3'	5.71	125.14	116.00
35	BA	547	A	N9-C1'-C2'	5.71	121.42	114.00
58	BY	40	C	C2'-C3'-O3'	5.70	122.82	113.70
11	AA	2720	U	C5'-C4'-C3'	-5.70	106.88	116.00
35	BA	55	A	N9-C1'-C2'	5.69	121.40	114.00
11	AA	1913	A	C5'-C4'-O4'	5.69	115.93	109.10
35	BA	1213	A	N9-C1'-C2'	5.68	121.38	114.00
11	AA	1955	U	N1-C1'-C2'	5.67	121.37	114.00
11	AA	1517	G	C5'-C4'-O4'	-5.59	102.39	109.10
35	BA	1335	C	N1-C1'-C2'	5.59	121.26	114.00
58	BY	72	C	C2'-C3'-O3'	5.58	122.62	113.70
11	AA	1495	A	N9-C1'-C2'	5.57	121.24	114.00
35	BA	508	C	N1-C1'-C2'	5.57	121.23	114.00
11	AA	1300	U	C4'-C3'-O3'	5.56	124.13	113.00
35	BA	1503	A	N9-C1'-C2'	5.56	121.23	114.00
23	AP	66	GLY	N-CA-C	-5.54	99.25	113.10
11	AA	975	C	O4'-C1'-N1	5.54	112.63	108.20
11	AA	1060	U	C2'-C3'-O3'	5.53	122.55	113.70
11	AA	193	U	C5'-C4'-C3'	-5.52	107.17	116.00
6	A5	52	TYR	N-CA-C	-5.51	96.12	111.00
11	AA	394	A	C5'-C4'-C3'	-5.51	107.18	116.00
35	BA	1305	G	N9-C1'-C2'	5.50	121.16	114.00
11	AA	1948	G	C5'-C4'-O4'	-5.50	102.50	109.10
35	BA	198	G	N9-C1'-C2'	-5.50	105.95	112.00

Continued on next page...

Continued from previous page...

Mol	Chain	Res	Type	Atoms	Z	Observed(°)	Ideal(°)
35	BA	772	U	C5'-C4'-C3'	-5.49	107.21	116.00
11	AA	2714	G	C5'-C4'-C3'	-5.48	107.22	116.00
9	A8	34	TRP	N-CA-C	-5.47	96.23	111.00
40	BF	97	PHE	N-CA-C	-5.45	96.29	111.00
1	A0	62	LEU	CA-CB-CG	5.44	127.81	115.30
56	BW	20	G	C2'-C3'-O3'	5.43	122.39	113.70
11	AA	49	A	C4'-C3'-O3'	5.43	123.86	113.00
35	BA	7	G	N9-C1'-C2'	5.43	121.06	114.00
11	AA	1987	G	C5'-C4'-C3'	-5.42	107.33	116.00
11	AA	729	G	N9-C1'-C2'	5.41	121.03	114.00
17	AG	88	ILE	N-CA-C	5.40	125.58	111.00
35	BA	1502	A	N9-C1'-C2'	5.40	121.02	114.00
11	AA	1698	A	O4'-C1'-N9	5.40	112.52	108.20
11	AA	71	A	C2'-C3'-O3'	5.38	122.31	113.70
11	AA	1208	C	C5'-C4'-C3'	-5.37	107.41	116.00
34	B2	130	ARG	N-CA-C	5.36	125.48	111.00
35	BA	508	C	C2'-C3'-O3'	5.34	122.25	113.70
35	BA	1492	A	C2'-C3'-O3'	5.32	122.22	113.70
35	BA	1157	A	N9-C1'-C2'	5.30	120.89	114.00
11	AA	2481	G	C2'-C3'-O3'	5.28	122.15	113.70
11	AA	1294	U	C5'-C4'-C3'	-5.28	107.56	116.00
15	AE	88	GLY	N-CA-C	5.21	126.12	113.10
11	AA	1970	A	C1'-O4'-C4'	-5.20	105.74	109.90
35	BA	1200	C	C2'-C3'-O3'	5.20	122.02	113.70
11	AA	1493	C	N1-C1'-C2'	5.19	120.75	114.00
35	BA	484	G	C2'-C3'-O3'	5.18	121.99	113.70
56	BW	18	U	C2'-C3'-O3'	5.17	121.98	113.70
11	AA	614(C)	A	C4'-C3'-O3'	5.16	123.32	113.00
53	BS	5	LEU	CA-CB-CG	5.16	127.17	115.30
11	AA	2730	C	C2'-C3'-O3'	5.16	121.95	113.70
11	AA	2477	C	C5'-C4'-O4'	-5.15	102.92	109.10
11	AA	494	G	C5'-C4'-C3'	-5.15	107.77	116.00
11	AA	543	C	C2'-C3'-O3'	5.13	121.91	113.70
23	AP	54	GLY	N-CA-C	-5.13	100.27	113.10
11	AA	2572	A	OP2-P-O3'	5.13	116.48	105.20
23	AP	35	HIS	N-CA-C	-5.12	97.17	111.00
30	AW	12	ILE	N-CA-C	-5.12	97.19	111.00
11	AA	1155	A	C5'-C4'-O4'	-5.11	102.97	109.10
11	AA	1321	A	C2'-C3'-O3'	5.11	121.88	113.70
35	BA	872	A	N9-C1'-C2'	5.11	120.64	114.00
11	AA	1505	C	N1-C1'-C2'	5.10	120.62	114.00
11	AA	2481	G	N9-C1'-C2'	5.10	120.62	114.00

Continued on next page...

Continued from previous page...

Mol	Chain	Res	Type	Atoms	Z	Observed(°)	Ideal(°)
29	AV	39	LEU	CA-CB-CG	5.09	127.01	115.30
11	AA	624	C	C5'-C4'-C3'	-5.09	107.86	116.00
11	AA	1210	A	C4'-C3'-C2'	5.08	107.68	102.60
11	AA	2346	A	O4'-C1'-N9	5.08	112.27	108.20
11	AA	2527	C	C5'-C4'-C3'	-5.08	107.87	116.00
11	AA	1208	C	C2'-C3'-O3'	5.08	121.82	113.70
35	BA	772	U	C2'-C3'-O3'	5.07	121.81	113.70
11	AA	2527	C	C2'-C3'-O3'	5.06	121.79	113.70
11	AA	2778	A	C5'-C4'-C3'	-5.05	107.92	116.00
11	AA	1799	G	C4'-C3'-O3'	5.05	123.10	113.00
11	AA	2464	C	C4'-C3'-O3'	5.04	123.08	113.00
11	AA	945	A	N9-C1'-C2'	5.04	120.55	114.00
35	BA	748	C	C2'-C3'-O3'	5.02	121.73	113.70
14	AD	259	THR	N-CA-C	5.02	124.55	111.00
11	AA	1407	C	C2'-C3'-O3'	5.00	121.71	113.70

All (13) chirality outliers are listed below:

Mol	Chain	Res	Type	Atom
11	AA	614(C)	A	C3'
11	AA	1300	U	C3'
11	AA	1378	A	C3'
11	AA	1427	A	C3'
11	AA	1799	G	C3'
11	AA	1819	A	C3'
11	AA	1820	U	C3'
11	AA	1992	G	C3'
11	AA	2610	C	C3'
35	BA	115	G	C3'
35	BA	1399	C	C3'
35	BA	1498	U	C3'
35	BA	1504	G	C3'

All (148) planarity outliers are listed below:

Mol	Chain	Res	Type	Group
11	AA	1025	G	Sidechain
11	AA	1026	U	Sidechain
11	AA	1128	A	Sidechain
11	AA	1151	G	Sidechain
11	AA	1215	G	Sidechain
11	AA	122	G	Sidechain

Continued on next page...

Continued from previous page...

Mol	Chain	Res	Type	Group
11	AA	1223	G	Sidechain
11	AA	1225	G	Sidechain
11	AA	1234	U	Sidechain
11	AA	1352	U	Sidechain
11	AA	1378	A	Sidechain
11	AA	1379	A	Sidechain
11	AA	1399	C	Sidechain
11	AA	1416	G	Sidechain
11	AA	1440	G	Sidechain
11	AA	1570	A	Sidechain
11	AA	1619	G	Sidechain
11	AA	1633	G	Sidechain
11	AA	1673	U	Sidechain
11	AA	176	G	Sidechain
11	AA	1768	U	Sidechain
11	AA	1772	G	Sidechain
11	AA	1774	C	Sidechain
11	AA	178	G	Sidechain
11	AA	1801	G	Sidechain
11	AA	1807	G	Sidechain
11	AA	1820	U	Sidechain
11	AA	1938	A	Sidechain
11	AA	1985	G	Sidechain
11	AA	1991	U	Sidechain
11	AA	1992	G	Sidechain
11	AA	2020	A	Sidechain
11	AA	2029	G	Sidechain
11	AA	2034	U	Sidechain
11	AA	2053	G	Sidechain
11	AA	2059	A	Sidechain
11	AA	2074	U	Sidechain
11	AA	2189	U	Sidechain
11	AA	2360	A	Sidechain
11	AA	2406	U	Sidechain
11	AA	2420	C	Sidechain
11	AA	2460	U	Sidechain
11	AA	2464	C	Sidechain
11	AA	25	U	Sidechain
11	AA	250	G	Sidechain
11	AA	2500	U	Sidechain
11	AA	2504	U	Sidechain
11	AA	2506	U	Sidechain

Continued on next page...

Continued from previous page...

Mol	Chain	Res	Type	Group
11	AA	2508	G	Sidechain
11	AA	2516	G	Sidechain
11	AA	2522	U	Sidechain
11	AA	2580	U	Sidechain
11	AA	2597	G	Sidechain
11	AA	2638	G	Sidechain
11	AA	2665	A	Sidechain
11	AA	27	G	Sidechain
11	AA	271(W)	G	Sidechain
11	AA	271(Y)	U	Sidechain
11	AA	2726	U	Sidechain
11	AA	2758	A	Sidechain
11	AA	2779	U	Sidechain
11	AA	2829	C	Sidechain
11	AA	2849	U	Sidechain
11	AA	2866	U	Sidechain
11	AA	2892	A	Sidechain
11	AA	308	G	Sidechain
11	AA	371	A	Sidechain
11	AA	411	G	Sidechain
11	AA	452	G	Sidechain
11	AA	463	G	Sidechain
11	AA	464	U	Sidechain
11	AA	465	G	Sidechain
11	AA	467	G	Sidechain
11	AA	50	U	Sidechain
11	AA	525	U	Sidechain
11	AA	562	U	Sidechain
11	AA	571	A	Sidechain
11	AA	578	A	Sidechain
11	AA	597	U	Sidechain
11	AA	599	G	Sidechain
11	AA	675	A	Sidechain
11	AA	686	G	Sidechain
11	AA	688	U	Sidechain
11	AA	704	G	Sidechain
11	AA	733	G	Sidechain
11	AA	760	G	Sidechain
11	AA	761	A	Sidechain
11	AA	772	C	Sidechain
11	AA	792	G	Sidechain
11	AA	805	G	Sidechain

Continued on next page...

Continued from previous page...

Mol	Chain	Res	Type	Group
11	AA	826	U	Sidechain
11	AA	827	U	Sidechain
11	AA	90	U	Sidechain
11	AA	946	G	Sidechain
11	AA	958	U	Sidechain
12	AB	16	G	Sidechain
12	AB	67	G	Sidechain
12	AB	68	C	Sidechain
14	AD	172	TYR	Sidechain
30	AW	9	TYR	Sidechain
33	AZ	99	TYR	Sidechain
35	BA	1050	G	Sidechain
35	BA	1054	C	Sidechain
35	BA	1077	G	Sidechain
35	BA	1153	C	Sidechain
35	BA	1181	G	Sidechain
35	BA	1213	A	Sidechain
35	BA	1370	G	Sidechain
35	BA	1393	U	Sidechain
35	BA	1395	C	Sidechain
35	BA	1401	G	Sidechain
35	BA	1417	G	Sidechain
35	BA	1498	U	Sidechain
35	BA	1503	A	Sidechain
35	BA	1517	G	Sidechain
35	BA	197	A	Sidechain
35	BA	198	G	Sidechain
35	BA	245	C	Sidechain
35	BA	250	A	Sidechain
35	BA	251	G	Sidechain
35	BA	262	A	Sidechain
35	BA	274	A	Sidechain
35	BA	325	A	Sidechain
35	BA	347	G	Sidechain
35	BA	362	G	Sidechain
35	BA	368	U	Sidechain
35	BA	484	G	Sidechain
35	BA	498	U	Sidechain
35	BA	575	G	Sidechain
35	BA	727	G	Sidechain
35	BA	733	A	Sidechain
35	BA	760	G	Sidechain

Continued on next page...

Continued from previous page...

Mol	Chain	Res	Type	Group
35	BA	776	G	Sidechain
35	BA	782	A	Sidechain
35	BA	924	C	Sidechain
35	BA	952	U	Sidechain
35	BA	961	U	Sidechain
35	BA	966	G	Sidechain
35	BA	982	U	Sidechain
35	BA	992	U	Sidechain
35	BA	995	C	Sidechain
56	BV	4	G	Sidechain
56	BW	18	U	Sidechain
56	BW	20	G	Sidechain
56	BW	57	C	Sidechain
58	BY	12	G	Sidechain
58	BY	70	G	Sidechain
58	BY	74	C	Sidechain

5.2 Too-close contacts

In the following table, the Non-H and H(model) columns list the number of non-hydrogen atoms and hydrogen atoms in the chain respectively. The H(added) column lists the number of hydrogen atoms added and optimized by MolProbity. The Clashes column lists the number of clashes within the asymmetric unit, whereas Symm-Clashes lists symmetry related clashes.

Mol	Chain	Non-H	H(model)	H(added)	Clashes	Symm-Clashes
1	A0	662	0	688	113	0
2	A1	732	0	808	72	0
3	A2	598	0	653	74	0
4	A3	468	0	523	35	0
5	A4	341	0	339	67	0
6	A5	459	0	480	71	0
7	A6	433	0	461	148	0
8	A7	419	0	467	30	0
9	A8	508	0	576	97	0
10	A9	307	0	335	40	0
11	AA	62479	0	31495	2217	0
12	AB	2551	0	1295	109	0
13	AC	1742	0	1794	315	0
14	AD	2145	0	2234	279	0
15	AE	1564	0	1629	224	0
16	AF	1624	0	1677	194	0
17	AG	1474	0	1535	276	0

Continued on next page...

Continued from previous page...

Mol	Chain	Non-H	H(model)	H(added)	Clashes	Symm-Clashes
18	AH	1223	0	1282	159	0
19	AJ	654	0	142	11	0
20	AK	701	0	163	25	0
21	AN	1105	0	1180	160	0
22	AO	933	0	996	95	0
23	AP	1114	0	1187	270	0
24	AQ	1122	0	1179	154	0
25	AR	960	0	1021	136	0
26	AS	771	0	832	122	0
27	AT	1142	0	1202	267	0
28	AU	958	0	1015	128	0
29	AV	779	0	852	147	0
30	AW	896	0	953	83	0
31	AX	726	0	778	77	0
32	AY	776	0	870	193	0
33	AZ	1460	0	1488	183	0
34	B2	1184	0	1235	205	0
35	BA	32330	0	16318	1298	0
36	BB	1901	0	1951	255	0
37	BC	1613	0	1677	152	0
38	BD	1703	0	1764	264	0
39	BE	1147	0	1207	135	0
40	BF	843	0	857	69	0
41	BG	1257	0	1296	103	0
42	BH	1116	0	1177	77	0
43	BI	1011	0	1043	155	0
44	BJ	795	0	840	176	0
45	BK	885	0	904	83	0
46	BL	971	0	1057	105	0
47	BM	988	0	1059	186	0
48	BN	492	0	529	90	0
49	BO	734	0	771	61	0
50	BP	701	0	720	70	0
51	BQ	824	0	891	54	0
52	BR	574	0	644	62	0
53	BS	630	0	652	103	0
54	BT	763	0	861	83	0
55	BU	209	0	221	14	0
56	BV	1640	0	837	44	0
56	BW	1640	0	837	161	0
57	BX	104	0	55	4	0
58	BY	1306	0	663	88	0

Continued on next page...

Continued from previous page...

Mol	Chain	Non-H	H(model)	H(added)	Clashes	Symm-Clashes
59	BZ	2929	0	2941	341	0
60	A9	1	0	0	0	0
60	BD	1	0	0	0	0
60	BN	1	0	0	0	0
61	AA	1	0	0	0	0
61	BZ	1	0	0	0	0
62	BZ	57	0	58	7	0
63	BZ	28	0	12	2	0
All	All	154206	0	105206	9942	0

The all-atom clashscore is defined as the number of clashes found per 1000 atoms (including hydrogen atoms). The all-atom clashscore for this structure is 38.

All (9942) close contacts within the same asymmetric unit are listed below, sorted by their clash magnitude.

Atom-1	Atom-2	Interatomic distance (Å)	Clash overlap (Å)
38:BD:20:TYR:HA	38:BD:26:CYS:SG	1.82	1.19
14:AD:44:ASN:HB3	14:AD:49:ILE:HA	1.21	1.18
1:A0:40:GLN:HE22	1:A0:43:THR:HA	1.02	1.17
7:A6:11:LEU:HD22	7:A6:12:GLU:H	1.08	1.15
13:AC:167:LYS:HB2	56:BW:18:U:H5''	1.18	1.15
34:B2:129:ARG:HA	35:BA:1397:C:H42	1.06	1.15
18:AH:52:VAL:HB	18:AH:69:ARG:HD3	1.25	1.15
13:AC:167:LYS:CD	56:BW:18:U:H4'	1.77	1.14
59:BZ:101:GLY:HA3	59:BZ:210:ILE:HD11	1.25	1.14
11:AA:1914:A:C8	11:AA:1914:A:H5'	1.80	1.14
24:AQ:141:GLN:HE22	33:AZ:72:ARG:HA	1.13	1.14
59:BZ:315:LYS:HB2	59:BZ:405:GLU:HG2	1.30	1.13
11:AA:1747(A):G:H2'	11:AA:1748:G:H5''	1.14	1.13
6:A5:44:THR:HG21	25:AR:101:ALA:HB2	1.30	1.12
11:AA:2645:G:H3'	11:AA:2646:C:H5'	1.24	1.12
11:AA:655:A:H4'	11:AA:656:G:H5'	1.23	1.12
12:AB:20:C:H2'	12:AB:21:G:H5''	1.29	1.12
2:A1:23:LYS:HD3	2:A1:28:GLY:HA3	1.20	1.12
7:A6:5:VAL:HG11	11:AA:2283:C:H5'	1.29	1.11
16:AF:192:LEU:HD21	16:AF:194:MET:HG3	1.27	1.11
16:AF:24:LEU:HB3	16:AF:25:PRO:HD2	1.30	1.10
11:AA:612:C:H2'	11:AA:613:G:H5''	1.33	1.10
9:A8:62:LEU:HD13	11:AA:242:G:H5''	1.25	1.10
47:BM:12:ASN:HD21	47:BM:46:LYS:HB2	1.14	1.10
11:AA:1899:G:N2	11:AA:1902:C:H41	1.46	1.10

Continued on next page...

Continued from previous page...

Atom-1	Atom-2	Interatomic distance (Å)	Clash overlap (Å)
32:AY:95:LYS:HE3	32:AY:99:CYS:O	1.52	1.10
11:AA:1914:A:C2'	11:AA:1915:U:H5''	1.81	1.10
11:AA:1567:A:H5'	14:AD:58:HIS:HD2	1.10	1.09
2:A1:50:ARG:HG2	2:A1:59:THR:HG22	1.31	1.09
44:BJ:50:ILE:H	44:BJ:50:ILE:HD13	1.15	1.08
35:BA:979:C:H3'	35:BA:980:C:H5''	1.35	1.08
38:BD:189:PRO:HB2	38:BD:194:LEU:HD21	1.30	1.08
11:AA:1914:A:H5'	11:AA:1914:A:H8	1.06	1.08
11:AA:31:C:H2'	11:AA:32:C:H5''	1.13	1.08
36:BB:80:ILE:HD12	36:BB:80:ILE:H	1.13	1.08
11:AA:2187:G:H2'	11:AA:2188:C:H5'	1.33	1.08
11:AA:2092:U:H4'	11:AA:2093:G:H5''	1.08	1.08
6:A5:4:HIS:HB3	6:A5:5:PRO:HD3	1.35	1.08
23:AP:77:ARG:HD3	23:AP:78:PRO:HD2	1.33	1.08
32:AY:88:LYS:NZ	32:AY:93:GLY:HA3	1.68	1.08
16:AF:178:PRO:HB2	16:AF:201:VAL:HG11	1.29	1.08
36:BB:7:VAL:HA	36:BB:11:LEU:HG	1.35	1.08
3:A2:22:GLU:HG2	3:A2:64:LEU:HD11	1.18	1.07
23:AP:59:LEU:HA	23:AP:61:ARG:NE	1.68	1.07
43:BI:52:ALA:HB3	43:BI:95:LYS:HE2	1.31	1.07
44:BJ:4:ILE:HB	44:BJ:74:ILE:HD11	1.28	1.07
59:BZ:215:ARG:H	59:BZ:215:ARG:HD2	1.17	1.07
23:AP:47:ASP:HB3	23:AP:48:PRO:HA	1.15	1.07
24:AQ:141:GLN:HB2	33:AZ:99:TYR:CD1	1.88	1.07
32:AY:96:ILE:HG13	32:AY:99:CYS:HB2	1.32	1.07
37:BC:20:SER:HB2	37:BC:40:ARG:HH22	1.09	1.07
9:A8:61:LEU:HD12	9:A8:61:LEU:H	1.15	1.07
56:BV:48:U:H3'	56:BV:49:C:H5'	1.35	1.06
11:AA:2317:C:H2'	11:AA:2318:G:H5'	1.36	1.06
11:AA:31:C:C2'	11:AA:32:C:H5''	1.84	1.05
58:BY:13:G:O2'	58:BY:14:U:H5''	1.56	1.05
11:AA:1887:C:H2'	11:AA:1888:G:H5''	1.38	1.05
7:A6:33:LYS:HE2	7:A6:33:LYS:HA	1.35	1.05
11:AA:271(M):G:H2'	11:AA:271(N):U:H5''	1.36	1.05
27:AT:96:ARG:HB2	27:AT:96:ARG:NH1	1.72	1.05
16:AF:6:VAL:HG12	16:AF:7:TYR:H	1.22	1.05
59:BZ:363:MET:HG3	59:BZ:364:PRO:HD2	1.38	1.05
11:AA:2524:G:H5'	11:AA:2524:G:H8	1.14	1.05
58:BY:84:C:H2'	58:BY:85:C:H5''	1.35	1.05
35:BA:1003:G:H2'	35:BA:1004:A:H4'	1.38	1.05
34:B2:87:ARG:HA	34:B2:90:LEU:HD23	1.39	1.04

Continued on next page...

Continued from previous page...

Atom-1	Atom-2	Interatomic distance (Å)	Clash overlap (Å)
35:BA:1116:C:H2'	35:BA:1117:G:H5''	1.29	1.04
35:BA:1305:G:H5''	55:BU:4:GLY:HA3	1.34	1.04
12:AB:7:G:H3'	12:AB:8:U:H5''	1.32	1.04
27:AT:91:ARG:HA	27:AT:117:ASP:H	1.22	1.04
11:AA:1803:A:O3'	14:AD:259:THR:HG21	1.57	1.04
32:AY:7:VAL:HB	32:AY:8:LYS:HD2	1.39	1.04
29:AV:62:LEU:HD21	29:AV:95:LEU:HB2	1.31	1.04
7:A6:18:ARG:HG2	7:A6:18:ARG:HH11	0.92	1.04
11:AA:1567:A:H5'	14:AD:58:HIS:CD2	1.93	1.04
34:B2:55:LEU:HD11	34:B2:102:PRO:HG3	1.39	1.04
11:AA:2893:G:H5'	11:AA:2894:G:H5'	1.04	1.04
15:AE:57:LYS:HA	15:AE:57:LYS:HE3	1.31	1.03
23:AP:23:PRO:HB2	23:AP:33:ARG:HG3	1.39	1.03
59:BZ:143:ASP:HB3	59:BZ:146:LEU:HB2	1.40	1.03
13:AC:137:LEU:HD11	56:BW:56:U:O3'	1.58	1.03
24:AQ:133:ARG:HB2	24:AQ:133:ARG:HH11	1.20	1.03
13:AC:167:LYS:HD2	56:BW:18:U:H4'	1.03	1.03
26:AS:78:LEU:HD11	26:AS:103:GLU:HB2	1.39	1.03
18:AH:67:LEU:HG	18:AH:71:LEU:HD11	1.36	1.02
11:AA:1747(A):G:C2'	11:AA:1748:G:H5''	1.89	1.02
11:AA:1899:G:H22	11:AA:1902:C:N4	1.57	1.02
33:AZ:126:VAL:HG12	33:AZ:163:LEU:HB2	1.40	1.02
44:BJ:48:THR:HA	44:BJ:62:HIS:HB3	1.41	1.02
6:A5:2:ALA:HA	11:AA:2015:A:H1'	1.39	1.02
17:AG:43:LEU:HB3	17:AG:45:GLU:HG2	1.37	1.02
1:A0:7:LEU:HD22	24:AQ:85:LYS:HG3	1.37	1.02
31:AX:24:GLY:O	31:AX:82:GLN:HA	1.58	1.02
25:AR:2:ARG:N	25:AR:2:ARG:HH11	1.57	1.02
47:BM:108:ARG:HH11	47:BM:108:ARG:HG3	0.86	1.01
21:AN:133:GLN:HG2	21:AN:135:PRO:HD3	1.41	1.01
11:AA:389:G:H1	23:AP:71:VAL:HG12	1.21	1.01
35:BA:1053:G:H4'	35:BA:1054:C:H5'	1.42	1.01
23:AP:16:ARG:HH11	23:AP:16:ARG:HB2	1.24	1.01
13:AC:114:VAL:HB	13:AC:149:ILE:HD11	1.41	1.01
34:B2:104:LYS:HD2	34:B2:116:LEU:HD23	1.40	1.01
13:AC:128:GLY:HA2	56:BW:57:C:H2'	1.43	1.01
59:BZ:265:THR:HG22	59:BZ:266:VAL:H	1.22	1.01
11:AA:2477:C:H6	11:AA:2477:C:H5'	1.22	1.01
43:BI:53:VAL:HG13	43:BI:95:LYS:HE3	1.40	1.00
15:AE:77:ILE:HG22	15:AE:78:LEU:H	1.24	1.00
23:AP:16:ARG:HD3	23:AP:18:ARG:H	1.25	1.00

Continued on next page...

Continued from previous page...

Atom-1	Atom-2	Interatomic distance (Å)	Clash overlap (Å)
17:AG:52:ILE:HD13	17:AG:52:ILE:H	1.21	1.00
11:AA:1914:A:H2'	11:AA:1915:U:H5''	1.43	1.00
44:BJ:38:ILE:HD11	44:BJ:71:LEU:HD23	1.42	1.00
34:B2:48:PHE:HB3	34:B2:53:LEU:HA	1.39	1.00
35:BA:1149:C:H2'	35:BA:1150:U:H6	1.23	1.00
38:BD:3:ARG:HG2	38:BD:118:ARG:HE	1.26	1.00
53:BS:63:THR:HG22	53:BS:66:MET:HG2	1.40	1.00
7:A6:44:ARG:C	7:A6:45:LYS:HD2	1.82	1.00
16:AF:20:LEU:H	16:AF:24:LEU:HD21	1.25	1.00
11:AA:2801(A):A:H4'	11:AA:2802:G:H5'	1.43	1.00
31:AX:35:THR:HG22	31:AX:37:THR:H	1.22	0.99
16:AF:9:ILE:HG12	16:AF:14:PRO:HA	1.44	0.99
27:AT:85:LYS:NZ	27:AT:85:LYS:HB3	1.77	0.99
23:AP:47:ASP:HB3	23:AP:48:PRO:CA	1.91	0.99
26:AS:24:LEU:HD13	26:AS:41:ASP:HB2	1.42	0.99
6:A5:46:CYS:SG	6:A5:47:PRO:HD2	2.02	0.99
48:BN:12:ARG:NH1	48:BN:14:PRO:HG2	1.76	0.99
48:BN:12:ARG:HH11	48:BN:14:PRO:HG2	1.25	0.99
26:AS:15:ARG:HH11	26:AS:15:ARG:HB2	1.25	0.99
11:AA:1170:G:H1	11:AA:1179:C:H42	1.10	0.99
1:A0:27:GLU:CD	1:A0:27:GLU:H	1.66	0.99
32:AY:28:LYS:HZ2	32:AY:72:VAL:HG21	1.24	0.99
13:AC:94:VAL:HG12	13:AC:95:GLY:H	1.22	0.99
36:BB:185:ILE:HG22	36:BB:199:TYR:HB2	1.43	0.99
14:AD:43:ARG:NH1	14:AD:44:ASN:HD21	1.60	0.99
21:AN:73:THR:HG23	21:AN:82:LEU:HD11	1.44	0.99
11:AA:2491:U:H5'	11:AA:2570:G:H5''	1.43	0.99
26:AS:97:ARG:NH2	26:AS:98:VAL:HA	1.78	0.99
46:BL:18:VAL:HG23	46:BL:19:ARG:H	1.26	0.99
38:BD:105:VAL:HG22	38:BD:146:ILE:HG21	1.44	0.98
13:AC:129:ARG:HA	56:BW:20:G:N2	1.78	0.98
27:AT:82:LEU:H	27:AT:82:LEU:HD12	1.27	0.98
21:AN:70:LYS:HD3	21:AN:87:LEU:HD23	1.42	0.98
35:BA:975:A:H4'	35:BA:976:G:H5''	1.43	0.98
7:A6:11:LEU:HD22	7:A6:12:GLU:N	1.78	0.98
13:AC:171:ILE:HG12	13:AC:196:LEU:HD21	1.43	0.98
28:AU:90:VAL:HG12	28:AU:91:ASP:H	1.26	0.98
13:AC:22:ILE:HG12	13:AC:224:ILE:HD12	1.44	0.98
7:A6:15:GLU:CD	7:A6:18:ARG:CZ	2.32	0.98
27:AT:51:ARG:HG2	27:AT:62:THR:HG23	1.43	0.98
26:AS:17:ARG:HA	26:AS:20:ARG:NH1	1.79	0.98

Continued on next page...

Continued from previous page...

Atom-1	Atom-2	Interatomic distance (Å)	Clash overlap (Å)
11:AA:612:C:C2'	11:AA:613:G:H5''	1.93	0.98
34:B2:46:ALA:HB2	34:B2:55:LEU:HD12	1.45	0.98
47:BM:108:ARG:NH1	47:BM:108:ARG:HG3	1.65	0.98
38:BD:187:ARG:HB3	38:BD:187:ARG:HH11	1.29	0.97
11:AA:1947:C:C2'	11:AA:1948:G:H5''	1.94	0.97
5:A4:10:VAL:HG22	5:A4:11:PRO:HD2	1.41	0.97
14:AD:43:ARG:HH11	14:AD:44:ASN:HD21	1.00	0.97
38:BD:145:GLU:HG3	38:BD:184:LYS:HG2	1.43	0.97
11:AA:1528(A):A:H62	11:AA:1541:G:N2	1.61	0.97
35:BA:1116:C:C2'	35:BA:1117:G:H5''	1.94	0.97
16:AF:168:ARG:HG3	16:AF:175:THR:HG21	1.44	0.97
35:BA:1314:C:OP2	53:BS:6:LYS:HG3	1.65	0.97
38:BD:28:SER:HB3	38:BD:29:PRO:HD2	1.46	0.97
35:BA:1125:U:H3	44:BJ:5:ARG:NH2	1.63	0.97
35:BA:436:C:H4'	38:BD:157:LEU:HD13	1.47	0.97
59:BZ:224:PRO:HG3	59:BZ:345:ARG:HD3	1.44	0.97
11:AA:2317:C:C2'	11:AA:2318:G:H5'	1.95	0.96
6:A5:2:ALA:CA	11:AA:2015:A:H1'	1.93	0.96
17:AG:105:LYS:HD2	17:AG:142:PRO:HG3	1.46	0.96
11:AA:1069:A:H1'	11:AA:1070:A:OP2	1.65	0.96
44:BJ:34:VAL:HG22	44:BJ:74:ILE:HG22	1.46	0.96
14:AD:158:ALA:HB3	14:AD:161:THR:HG21	1.47	0.96
36:BB:204:ASN:ND2	36:BB:207:ALA:H	1.62	0.96
54:BT:10:LEU:HD12	54:BT:11:SER:N	1.80	0.96
13:AC:40:THR:HG22	13:AC:41:VAL:H	1.26	0.96
35:BA:1149:C:H2'	35:BA:1150:U:C6	2.01	0.96
43:BI:9:ARG:HB2	43:BI:104:ARG:HH12	1.29	0.96
25:AR:3:HIS:O	25:AR:5:LYS:N	1.97	0.96
47:BM:68:GLY:H	47:BM:71:ARG:HB3	1.31	0.96
1:A0:70:GLN:NE2	1:A0:80:HIS:HE2	1.62	0.96
13:AC:133:PRO:HD2	56:BW:20:G:C6	1.99	0.96
18:AH:16:SER:HB2	18:AH:27:LYS:HB2	1.45	0.96
32:AY:46:LYS:HG2	32:AY:47:LYS:H	1.30	0.96
11:AA:1902:C:O2'	14:AD:244:ARG:HB2	1.65	0.96
11:AA:1484:G:H2'	11:AA:1485:G:H5''	1.43	0.96
32:AY:95:LYS:HG3	32:AY:100:ALA:HA	1.45	0.96
36:BB:114:ARG:HH11	36:BB:118:LEU:HD21	1.28	0.96
11:AA:628:G:C2'	11:AA:629:G:H5''	1.96	0.96
37:BC:11:ARG:HH21	37:BC:180:ALA:HB3	1.28	0.96
27:AT:29:ARG:HE	27:AT:86:ILE:HG23	1.28	0.95
13:AC:167:LYS:HD2	56:BW:18:U:C4'	1.96	0.95

Continued on next page...

Continued from previous page...

Atom-1	Atom-2	Interatomic distance (Å)	Clash overlap (Å)
59:BZ:327:GLU:HA	62:BZ:1002:KIR:H101	1.48	0.95
26:AS:13:ARG:HG3	26:AS:14:VAL:H	1.27	0.95
27:AT:89:VAL:HG21	27:AT:91:ARG:HH21	1.31	0.95
36:BB:44:LEU:H	36:BB:44:LEU:HD12	1.31	0.95
35:BA:1442(A):G:H3'	35:BA:1442(B):A:H5''	1.48	0.95
31:AX:50:LYS:H	31:AX:87:GLN:HE22	1.00	0.95
44:BJ:50:ILE:HD11	48:BN:41:ARG:HD2	1.45	0.95
11:AA:2524:G:C8	11:AA:2524:G:H5'	2.01	0.95
11:AA:2422:A:H1'	56:BW:77:A:C2	2.02	0.95
36:BB:172:ILE:HD12	36:BB:172:ILE:H	1.32	0.95
4:A3:35:ARG:HH11	4:A3:35:ARG:HB2	1.31	0.95
37:BC:58:GLU:H	37:BC:65:ALA:HB3	1.28	0.95
17:AG:82:LEU:HD22	17:AG:87:PRO:HG3	1.44	0.95
6:A5:50:GLY:HA3	6:A5:56:LYS:HD3	1.47	0.94
22:AO:35:VAL:HG11	22:AO:103:ALA:HB3	1.49	0.94
11:AA:2287:A:H62	11:AA:2344:U:H3	1.13	0.94
13:AC:167:LYS:CB	56:BW:18:U:H5''	1.94	0.94
13:AC:167:LYS:HB2	56:BW:18:U:C5'	1.97	0.94
32:AY:88:LYS:HZ3	32:AY:93:GLY:HA3	1.32	0.94
58:BY:14:U:O2	58:BY:14:U:H5'	1.67	0.94
35:BA:954:G:H4'	47:BM:120:LYS:HD2	1.46	0.94
47:BM:108:ARG:HH11	47:BM:108:ARG:CG	1.80	0.94
11:AA:1301:A:O2'	11:AA:1302:A:H2'	1.68	0.94
28:AU:50:ARG:HH12	29:AV:72:VAL:HG12	1.32	0.94
41:BG:100:ALA:O	41:BG:104:LEU:HD23	1.67	0.94
1:A0:40:GLN:NE2	1:A0:43:THR:HA	1.82	0.94
15:AE:1:MET:HB3	15:AE:200:GLU:OE2	1.68	0.94
11:AA:628:G:H2'	11:AA:629:G:H5''	1.49	0.94
38:BD:108:LEU:HD11	38:BD:176:LEU:HD13	1.48	0.94
33:AZ:151:HIS:HA	33:AZ:171:ILE:HG12	1.49	0.94
43:BI:4:TYR:HB2	43:BI:19:LEU:HB2	1.49	0.93
48:BN:13:THR:N	48:BN:14:PRO:HD2	1.81	0.93
53:BS:58:VAL:HG11	53:BS:75:ALA:HB1	1.47	0.93
50:BP:15:PRO:HB2	50:BP:41:PRO:HG3	1.49	0.93
11:AA:271(H):G:HO2'	11:AA:271(I):G:H8	1.01	0.93
11:AA:2893:G:C5'	11:AA:2894:G:H5'	1.95	0.93
29:AV:39:LEU:HA	29:AV:47:VAL:HG13	1.50	0.93
11:AA:1947:C:H2'	11:AA:1948:G:H5''	1.50	0.93
59:BZ:159:ASN:ND2	59:BZ:165:GLY:HA3	1.83	0.93
38:BD:62:GLN:HA	38:BD:62:GLN:HE21	1.30	0.93
23:AP:58:THR:O	23:AP:61:ARG:NE	2.01	0.93

Continued on next page...

Continued from previous page...

Atom-1	Atom-2	Interatomic distance (Å)	Clash overlap (Å)
28:AU:112:ARG:HH12	29:AV:46:VAL:HG11	1.33	0.93
23:AP:6:LEU:HG	23:AP:9:ASN:HB2	1.48	0.93
56:BV:48:U:H3'	56:BV:49:C:C5'	1.98	0.93
34:B2:8:ARG:HD3	34:B2:8:ARG:N	1.83	0.93
7:A6:10:LEU:H	7:A6:10:LEU:HD22	1.33	0.93
16:AF:82:ILE:O	16:AF:83:PHE:HB2	1.63	0.93
12:AB:7:G:C3'	12:AB:8:U:H5''	1.98	0.93
35:BA:1502:A:H2	35:BA:1505:G:H1	1.17	0.93
14:AD:30:GLU:HG3	14:AD:63:ARG:NE	1.82	0.93
18:AH:153:LYS:HD3	18:AH:153:LYS:H	1.32	0.93
11:AA:259:G:H21	11:AA:621:A:H8	1.07	0.93
11:AA:676:A:H8	11:AA:2069:G:H21	1.11	0.92
11:AA:958:U:H5''	24:AQ:14:ARG:HD3	1.47	0.92
11:AA:2101:G:H2'	11:AA:2102:U:H5''	1.51	0.92
6:A5:3:LYS:HD3	11:AA:747:U:OP1	1.69	0.92
23:AP:34:GLY:O	23:AP:35:HIS:HB2	1.68	0.92
35:BA:1157:A:H1'	35:BA:1181:G:N2	1.83	0.92
26:AS:97:ARG:HH21	26:AS:98:VAL:HA	1.34	0.92
28:AU:8:VAL:HG23	28:AU:11:ARG:HH21	1.31	0.92
30:AW:37:ARG:HH11	30:AW:37:ARG:HG3	1.32	0.92
11:AA:886:C:H2'	11:AA:887:A:H4'	1.51	0.92
11:AA:654(H):G:H2'	11:AA:654(I):C:H5'	1.51	0.92
59:BZ:288:LEU:HD22	59:BZ:304:LEU:HD13	1.50	0.92
25:AR:2:ARG:NH1	25:AR:2:ARG:N	2.18	0.92
25:AR:4:LEU:O	25:AR:4:LEU:HG	1.70	0.92
59:BZ:99:MET:HE2	59:BZ:102:ALA:HB2	1.52	0.92
27:AT:65:LYS:HE3	27:AT:66:VAL:H	1.35	0.92
11:AA:1021:A:H62	11:AA:1141:U:H3	1.01	0.92
44:BJ:40:LEU:H	44:BJ:40:LEU:HD23	1.31	0.92
11:AA:2801(A):A:H5'	11:AA:2802:G:H8	1.34	0.92
33:AZ:130:PRO:HA	33:AZ:133:ILE:HD11	1.50	0.92
44:BJ:30:SER:HB2	44:BJ:84:GLN:HE22	1.34	0.92
27:AT:28:VAL:HG22	27:AT:46:GLU:HA	1.50	0.92
58:BY:65:G:H1	58:BY:75:C:H42	0.96	0.92
11:AA:2656:U:H3	11:AA:2665:A:H2	1.11	0.92
35:BA:973:G:H1'	44:BJ:55:LYS:CE	1.99	0.91
34:B2:129:ARG:HA	35:BA:1397:C:N4	1.85	0.91
11:AA:2092:U:C4'	11:AA:2093:G:H5''	1.99	0.91
28:AU:8:VAL:HG23	28:AU:11:ARG:NH2	1.85	0.91
14:AD:24:ILE:HG23	14:AD:25:THR:H	1.35	0.91
16:AF:160:ASN:HD21	16:AF:162:LEU:HD22	1.32	0.91

Continued on next page...

Continued from previous page...

Atom-1	Atom-2	Interatomic distance (Å)	Clash overlap (Å)
31:AX:54:VAL:HG22	31:AX:81:VAL:HG12	1.53	0.91
38:BD:12:CYS:HA	38:BD:19:LEU:HD13	1.51	0.91
11:AA:886:C:C2'	11:AA:887:A:H4'	2.00	0.91
15:AE:14:ILE:HD11	15:AE:173:VAL:HG11	1.50	0.91
36:BB:87:ARG:O	36:BB:87:ARG:HD2	1.70	0.91
2:A1:13:ILE:HD11	11:AA:396:G:O4'	1.70	0.91
11:AA:2219:G:O2'	11:AA:2220:G:H5'	1.71	0.91
18:AH:67:LEU:O	18:AH:71:LEU:HG	1.70	0.91
7:A6:18:ARG:HH11	7:A6:18:ARG:CG	1.83	0.91
32:AY:88:LYS:O	32:AY:89:PHE:HB2	1.68	0.91
31:AX:12:VAL:HB	31:AX:17:ALA:HB1	1.52	0.91
32:AY:96:ILE:CG1	32:AY:99:CYS:HB2	2.00	0.91
38:BD:34:GLU:O	38:BD:35:ARG:HB2	1.70	0.91
47:BM:22:ILE:HG21	47:BM:66:LEU:HD23	1.53	0.91
35:BA:84:U:H2'	35:BA:88:A:H5'	1.51	0.91
13:AC:10:LEU:HD12	13:AC:32:LEU:HD23	1.53	0.90
11:AA:2422:A:C1'	56:BW:77:A:C2	2.55	0.90
17:AG:15:VAL:HG12	17:AG:19:LEU:HD11	1.50	0.90
11:AA:1019:U:HO2'	11:AA:1021:A:H2	0.92	0.90
31:AX:41:ASN:O	31:AX:45:THR:HG23	1.70	0.90
34:B2:10:ALA:HA	34:B2:13:ASP:HB2	1.51	0.90
53:BS:78:ARG:HB2	53:BS:81:ARG:HH11	1.35	0.90
54:BT:72:LEU:HD11	54:BT:80:ARG:HE	1.37	0.90
22:AO:107:ARG:NH1	27:AT:35:LYS:HB2	1.84	0.90
59:BZ:327:GLU:HB3	62:BZ:1002:KIR:H121	1.52	0.90
36:BB:204:ASN:HD21	36:BB:207:ALA:H	1.14	0.90
23:AP:85:LEU:HD23	23:AP:85:LEU:H	1.35	0.90
7:A6:19:ARG:HG3	7:A6:20:ASN:H	1.36	0.90
48:BN:4:LYS:O	48:BN:7:ILE:HG12	1.70	0.90
30:AW:10:VAL:O	30:AW:11:ARG:HB2	1.70	0.90
35:BA:1305:G:N2	35:BA:1331:G:H2'	1.86	0.90
1:A0:11:ARG:HB2	1:A0:11:ARG:HH11	1.35	0.90
59:BZ:215:ARG:HD2	59:BZ:215:ARG:N	1.86	0.89
11:AA:2415:G:O3'	23:AP:66:GLY:HA3	1.70	0.89
11:AA:2756:U:H1'	11:AA:2757:A:H5''	1.54	0.89
11:AA:654(N):G:H2'	11:AA:654(O):G:O4'	1.70	0.89
34:B2:75:ARG:HD3	34:B2:77:ARG:HG3	1.51	0.89
11:AA:2893:G:H5'	11:AA:2894:G:C5'	1.99	0.89
27:AT:78:LEU:O	27:AT:79:HIS:HD2	1.54	0.89
30:AW:29:LEU:HD23	30:AW:33:ARG:HH11	1.35	0.89
56:BV:73:A:H2'	56:BV:74:A:H5''	1.52	0.89

Continued on next page...

Continued from previous page...

Atom-1	Atom-2	Interatomic distance (Å)	Clash overlap (Å)
36:BB:209:ARG:HD3	36:BB:239:VAL:HG11	1.51	0.89
10:A9:25:VAL:HB	10:A9:34:GLN:HB2	1.52	0.89
14:AD:43:ARG:HH11	14:AD:44:ASN:ND2	1.69	0.89
11:AA:2645:G:H3'	11:AA:2646:C:C5'	2.01	0.89
35:BA:1305:G:HO2'	35:BA:1306:A:H8	1.14	0.89
40:BF:67:MET:HB2	40:BF:68:PRO:HD2	1.53	0.89
9:A8:15:LYS:HD2	23:AP:65:ARG:HH22	1.37	0.89
35:BA:1203:C:H2'	35:BA:1204:A:H8	1.37	0.89
59:BZ:315:LYS:CB	59:BZ:405:GLU:HG2	2.02	0.89
23:AP:16:ARG:NH1	23:AP:16:ARG:HB2	1.88	0.89
27:AT:28:VAL:HG22	27:AT:47:GLY:N	1.86	0.89
47:BM:77:ASN:O	47:BM:81:LEU:HD23	1.71	0.89
36:BB:14:GLY:O	36:BB:15:VAL:HG22	1.73	0.89
35:BA:1502:A:H2	35:BA:1505:G:N1	1.69	0.89
14:AD:28:GLU:H	14:AD:29:PRO:HD2	1.37	0.89
11:AA:2511:U:H4'	15:AE:124:GLY:HA2	1.53	0.89
34:B2:32:LYS:HE2	34:B2:32:LYS:HA	1.54	0.89
11:AA:1516:C:C2'	11:AA:1517:G:H5''	2.02	0.89
56:BW:77:A:H8	56:BW:77:A:P	1.95	0.89
24:AQ:59:ARG:HD2	24:AQ:59:ARG:O	1.73	0.89
49:BO:17:ARG:HG3	49:BO:17:ARG:HH11	1.37	0.89
59:BZ:318:ALA:HB1	59:BZ:399:VAL:O	1.72	0.89
9:A8:30:ARG:HA	9:A8:30:ARG:HE	1.35	0.89
14:AD:35:LYS:HD2	14:AD:35:LYS:C	1.92	0.89
11:AA:2762:G:H5'	11:AA:2762:G:H8	1.38	0.89
59:BZ:19:HIS:HD2	59:BZ:115:GLN:H	1.20	0.89
38:BD:85:LYS:HD3	38:BD:92:VAL:HG11	1.54	0.89
11:AA:1771:C:HO2'	11:AA:1786:A:H8	1.17	0.88
23:AP:9:ASN:H	23:AP:10:PRO:HD2	1.37	0.88
11:AA:2681:C:H5	11:AA:2725:A:H62	1.18	0.88
30:AW:27:LYS:HD3	30:AW:31:GLU:HB3	1.52	0.88
23:AP:147:LEU:HG	23:AP:148:LEU:H	1.36	0.88
11:AA:2801(A):A:C4'	11:AA:2802:G:H5'	2.03	0.88
47:BM:49:THR:HG22	47:BM:51:ALA:H	1.36	0.88
58:BY:11:C:H4'	58:BY:12:G:OP1	1.72	0.88
47:BM:66:LEU:HA	47:BM:70:LEU:HD12	1.54	0.88
1:A0:10:THR:HG22	1:A0:12:ASN:H	1.38	0.88
59:BZ:81:ASP:O	59:BZ:83:PRO:HD3	1.72	0.88
18:AH:19:VAL:HG12	18:AH:20:ALA:H	1.37	0.88
23:AP:47:ASP:HB2	23:AP:51:PHE:HB2	1.56	0.88
35:BA:923:A:OP2	39:BE:21:ALA:HB2	1.73	0.88

Continued on next page...

Continued from previous page...

Atom-1	Atom-2	Interatomic distance (Å)	Clash overlap (Å)
11:AA:27:G:N2	11:AA:512:G:H2'	1.89	0.88
11:AA:2422:A:C1'	56:BW:77:A:H2	1.86	0.88
53:BS:78:ARG:HB2	53:BS:81:ARG:NH1	1.88	0.88
27:AT:91:ARG:HB3	27:AT:116:ALA:HA	1.55	0.87
7:A6:53:LYS:HD3	7:A6:54:ILE:H	1.38	0.87
35:BA:1305:G:H22	35:BA:1331:G:H2'	1.37	0.87
27:AT:85:LYS:HB3	27:AT:85:LYS:HZ2	1.37	0.87
14:AD:30:GLU:HG3	14:AD:63:ARG:CZ	2.04	0.87
14:AD:165:ILE:HD13	14:AD:175:LEU:HD21	1.55	0.87
36:BB:80:ILE:CD1	36:BB:80:ILE:H	1.87	0.87
15:AE:52:LEU:HB3	15:AE:76:ARG:HB2	1.56	0.87
17:AG:85:GLY:O	17:AG:86:MET:HB3	1.74	0.87
11:AA:2629:A:H1'	11:AA:2895:U:O4	1.73	0.87
22:AO:87:ILE:HG21	22:AO:91:LEU:HA	1.55	0.87
32:AY:86:ARG:HH21	32:AY:95:LYS:NZ	1.73	0.87
11:AA:2472:G:H5'	11:AA:2473:U:H5''	1.56	0.87
23:AP:101:VAL:HG12	23:AP:107:LYS:H	1.36	0.87
11:AA:259:G:N2	11:AA:621:A:H8	1.71	0.87
25:AR:96:ARG:HH22	25:AR:117:VAL:HG23	1.38	0.87
18:AH:23:ARG:O	18:AH:24:VAL:HG23	1.74	0.87
1:A0:19:LYS:NZ	1:A0:41:ARG:HH22	1.73	0.87
5:A4:35:VAL:HG23	47:BM:57:ARG:HH11	1.37	0.87
44:BJ:23:ILE:HG23	44:BJ:85:LEU:HD22	1.56	0.87
13:AC:83:ILE:HG12	13:AC:95:GLY:HA3	1.57	0.87
17:AG:44:GLY:CA	17:AG:88:ILE:HG21	2.05	0.87
32:AY:60:PHE:HA	32:AY:62:GLU:OE2	1.74	0.87
33:AZ:115:GLY:HA2	33:AZ:174:VAL:HG13	1.57	0.87
12:AB:68:C:H2'	12:AB:69:G:H8	1.40	0.87
26:AS:52:SER:HB2	26:AS:56:LEU:HB2	1.57	0.87
17:AG:44:GLY:HA2	17:AG:88:ILE:HG21	1.55	0.87
54:BT:73:HIS:HB3	54:BT:74:LYS:HD3	1.57	0.87
7:A6:41:PRO:HD2	7:A6:45:LYS:HA	1.56	0.87
11:AA:654(H):G:C2'	11:AA:654(I):C:H5'	2.04	0.87
35:BA:1321:C:H5''	35:BA:1322:C:H5''	1.57	0.87
43:BI:10:ARG:HD3	43:BI:75:ASP:HB3	1.56	0.86
23:AP:23:PRO:HB2	23:AP:33:ARG:CG	2.05	0.86
36:BB:116:GLU:HA	36:BB:119:GLU:HB2	1.57	0.86
11:AA:2300:G:H1	11:AA:2316:C:H42	1.23	0.86
36:BB:24:TRP:CZ3	36:BB:26:PRO:HA	2.09	0.86
38:BD:7:PRO:HB2	38:BD:10:ARG:HD2	1.57	0.86
16:AF:157:VAL:HG22	16:AF:194:MET:HG2	1.55	0.86

Continued on next page...

Continued from previous page...

Atom-1	Atom-2	Interatomic distance (Å)	Clash overlap (Å)
23:AP:59:LEU:HA	23:AP:61:ARG:HE	1.37	0.86
18:AH:85:LYS:HE3	18:AH:87:LEU:HG	1.57	0.86
11:AA:2875:C:H4'	27:AT:5:ALA:HB3	1.57	0.86
7:A6:27:LYS:HG3	7:A6:30:THR:HB	1.57	0.86
28:AU:112:ARG:NH1	29:AV:46:VAL:HG11	1.89	0.86
18:AH:12:PRO:HD2	18:AH:15:VAL:HG21	1.56	0.86
45:BK:92:GLU:HG3	45:BK:96:ARG:NH1	1.89	0.86
21:AN:133:GLN:HG2	21:AN:134:ARG:H	1.40	0.86
46:BL:20:LYS:N	46:BL:20:LYS:HD3	1.91	0.86
32:AY:87:LYS:O	32:AY:88:LYS:HB2	1.74	0.86
17:AG:64:THR:HG23	17:AG:66:GLN:H	1.39	0.86
14:AD:27:THR:HG23	14:AD:83:GLU:HG2	1.58	0.86
35:BA:452:A:O2'	35:BA:453:A:H5''	1.75	0.86
21:AN:67:LEU:O	21:AN:68:GLU:HB2	1.75	0.86
44:BJ:96:ILE:HD13	44:BJ:96:ILE:H	1.39	0.86
35:BA:265:G:H2'	35:BA:266:G:H5''	1.56	0.86
38:BD:148:VAL:HG12	38:BD:149:ALA:H	1.41	0.86
35:BA:973:G:O4'	44:BJ:55:LYS:HG3	1.74	0.86
13:AC:128:GLY:CA	56:BW:57:C:H2'	2.05	0.86
59:BZ:130:TYR:HB3	59:BZ:209:TYR:HE1	1.41	0.86
28:AU:101:ARG:O	28:AU:103:PRO:HD3	1.75	0.86
36:BB:136:VAL:O	36:BB:140:HIS:HB2	1.76	0.86
35:BA:437:U:H5''	38:BD:155:LEU:HD13	1.57	0.86
35:BA:979:C:C3'	35:BA:980:C:H5''	2.06	0.86
11:AA:2476:A:C2'	11:AA:2477:C:H5''	2.05	0.86
53:BS:62:ILE:HD12	53:BS:66:MET:HE2	1.58	0.86
11:AA:2713:A:OP1	25:AR:14:SER:HB3	1.75	0.86
16:AF:24:LEU:HB3	16:AF:25:PRO:CD	2.07	0.85
3:A2:22:GLU:CG	3:A2:64:LEU:HD11	2.04	0.85
5:A4:22:ILE:H	5:A4:22:ILE:HD12	1.39	0.85
7:A6:22:ALA:HB2	7:A6:39:TYR:CE2	2.11	0.85
11:AA:2298:A:H62	11:AA:2318:G:H8	1.19	0.85
11:AA:2126:A:H4'	11:AA:2127:G:O5'	1.76	0.85
11:AA:1169:G:H1	11:AA:1180:C:H42	1.25	0.85
37:BC:20:SER:HB2	37:BC:40:ARG:NH2	1.91	0.85
18:AH:153:LYS:N	18:AH:153:LYS:HD3	1.88	0.85
12:AB:3:C:H42	12:AB:118:G:H1	1.19	0.85
35:BA:1124:G:H5'	44:BJ:35:SER:HB2	1.58	0.85
35:BA:1305:G:C5'	55:BU:4:GLY:HA3	2.05	0.85
28:AU:95:LEU:HD12	29:AV:11:GLN:HG3	1.59	0.85
11:AA:1948:G:H8	11:AA:1948:G:H5'	1.39	0.85

Continued on next page...

Continued from previous page...

Atom-1	Atom-2	Interatomic distance (Å)	Clash overlap (Å)
22:AO:107:ARG:NH1	27:AT:36:GLU:HG3	1.92	0.85
40:BF:43:LEU:H	40:BF:43:LEU:HD22	1.41	0.85
46:BL:5:PRO:HG2	46:BL:10:LEU:HD21	1.57	0.85
7:A6:11:LEU:HD21	7:A6:51:GLU:HG2	1.58	0.85
11:AA:612:C:H2'	11:AA:613:G:C5'	2.05	0.85
11:AA:1887:C:C2'	11:AA:1888:G:H5''	2.07	0.85
15:AE:54:GLN:O	15:AE:75:VAL:HG23	1.77	0.85
28:AU:95:LEU:CD1	29:AV:11:GLN:HG3	2.07	0.85
32:AY:52:SER:O	32:AY:54:LYS:N	2.09	0.85
46:BL:55:VAL:HG23	46:BL:68:ALA:O	1.75	0.85
35:BA:858:G:C6	35:BA:869:G:N7	2.44	0.85
25:AR:100:LEU:HD11	25:AR:113:LEU:CD1	2.05	0.85
35:BA:1125:U:H3	44:BJ:5:ARG:CZ	1.90	0.85
5:A4:34:GLU:HG3	47:BM:57:ARG:HH22	1.40	0.85
7:A6:18:ARG:HG2	7:A6:18:ARG:NH1	1.72	0.85
23:AP:121:LYS:O	23:AP:123:LEU:HD23	1.76	0.85
17:AG:117:PHE:O	17:AG:118:ARG:HG3	1.77	0.85
17:AG:96:ARG:H	17:AG:99:MET:HE2	1.41	0.85
29:AV:19:LYS:HG2	29:AV:94:LEU:HB2	1.59	0.85
9:A8:50:LEU:HD12	9:A8:51:ALA:N	1.91	0.85
59:BZ:206:ILE:O	59:BZ:210:ILE:HG22	1.77	0.85
36:BB:77:ALA:HB2	36:BB:211:ILE:HD13	1.59	0.85
15:AE:24:THR:HG21	15:AE:188:VAL:CG1	2.07	0.85
11:AA:145:G:H2'	11:AA:146:G:H5''	1.59	0.85
11:AA:1348:G:H2'	11:AA:1349:A:H5''	1.57	0.85
18:AH:98:LEU:HD23	18:AH:125:VAL:HG23	1.57	0.85
11:AA:271(M):G:C2'	11:AA:271(N):U:H5''	2.07	0.84
31:AX:35:THR:HG22	31:AX:37:THR:N	1.92	0.84
27:AT:118:ARG:NH1	35:BA:1442(A):G:H5''	1.92	0.84
25:AR:72:ASP:HB2	25:AR:75:LEU:HB2	1.57	0.84
35:BA:539:A:H2'	35:BA:540:G:H8	1.39	0.84
24:AQ:63:LYS:HD2	33:AZ:175:VAL:HG21	1.59	0.84
47:BM:49:THR:HB	47:BM:52:GLU:HG3	1.56	0.84
14:AD:79:VAL:HG21	14:AD:111:LEU:HD11	1.59	0.84
29:AV:69:LYS:HB2	29:AV:88:ARG:HD3	1.58	0.84
25:AR:59:ASP:O	25:AR:61:HIS:N	2.10	0.84
7:A6:11:LEU:CD2	7:A6:51:GLU:HG2	2.06	0.84
11:AA:2187:G:C2'	11:AA:2188:C:H5'	2.06	0.84
46:BL:45:PRO:HG3	46:BL:53:ARG:HD3	1.56	0.84
27:AT:30:VAL:HG21	27:AT:84:GLN:HG2	1.59	0.84
42:BH:83:ILE:HD12	42:BH:137:VAL:HG22	1.58	0.84

Continued on next page...

Continued from previous page...

Atom-1	Atom-2	Interatomic distance (Å)	Clash overlap (Å)
52:BR:45:SER:O	52:BR:46:GLU:HB2	1.76	0.84
18:AH:54:ARG:HH12	18:AH:62:LYS:HG3	1.42	0.84
7:A6:6:ARG:NH1	7:A6:6:ARG:HB3	1.92	0.84
38:BD:187:ARG:HB3	38:BD:187:ARG:NH1	1.92	0.84
34:B2:86:LEU:HA	34:B2:89:LEU:HD21	1.56	0.84
9:A8:32:LEU:HD12	9:A8:36:LYS:NZ	1.92	0.84
11:AA:1864:U:H2'	11:AA:1865:G:H5''	1.58	0.84
11:AA:141:A:H8	11:AA:1408:C:HO2'	0.88	0.84
28:AU:50:ARG:NH1	29:AV:72:VAL:HG12	1.92	0.84
45:BK:92:GLU:HG3	45:BK:96:ARG:HH11	1.43	0.84
2:A1:80:LEU:HD23	2:A1:81:LYS:H	1.41	0.84
24:AQ:134:ARG:HD2	33:AZ:122:ARG:HH21	1.42	0.84
28:AU:92:ARG:HD3	28:AU:94:ASN:HB3	1.59	0.84
1:A0:11:ARG:CB	1:A0:11:ARG:HH11	1.90	0.84
10:A9:7:VAL:HG13	10:A9:34:GLN:HG2	1.58	0.84
22:AO:13:ASN:ND2	22:AO:97:ARG:HB2	1.93	0.84
26:AS:40:ILE:HG22	26:AS:47:THR:HG23	1.58	0.84
11:AA:2781:A:H5''	11:AA:2782:G:H5'	1.60	0.84
35:BA:1199:U:H4'	44:BJ:54:PHE:CE1	2.12	0.84
56:BW:76:C:O3'	56:BW:77:A:C8	2.30	0.84
2:A1:46:LEU:HD12	2:A1:61:ARG:HD2	1.60	0.84
30:AW:4:LYS:HA	30:AW:106:ILE:HG22	1.58	0.84
59:BZ:185:ASN:HD21	59:BZ:187:LYS:HB2	1.42	0.84
32:AY:63:LYS:HG2	32:AY:64:GLU:H	1.42	0.84
11:AA:1434:A:H61	11:AA:1558:A:H62	1.25	0.84
6:A5:33:CYS:HB2	6:A5:40:LYS:HE3	1.59	0.84
11:AA:2422:A:H1'	56:BW:77:A:N1	1.92	0.84
11:AA:528:A:C2	11:AA:2042:A:H2'	2.11	0.84
27:AT:54:ARG:HA	27:AT:59:THR:HB	1.59	0.84
50:BP:34:GLU:OE2	50:BP:55:ARG:HD3	1.78	0.84
32:AY:7:VAL:HB	32:AY:8:LYS:CD	2.07	0.83
15:AE:69:LYS:N	15:AE:69:LYS:HE2	1.93	0.83
54:BT:48:LYS:HB3	54:BT:51:GLU:HG3	1.59	0.83
44:BJ:50:ILE:H	44:BJ:50:ILE:CD1	1.91	0.83
16:AF:7:TYR:HD2	16:AF:16:GLY:HA3	1.43	0.83
31:AX:50:LYS:H	31:AX:87:GLN:NE2	1.76	0.83
34:B2:39:VAL:HG11	34:B2:60:ILE:HG13	1.58	0.83
13:AC:128:GLY:HA2	56:BW:57:C:C2'	2.09	0.83
16:AF:22:ALA:HB1	16:AF:26:ALA:HB2	1.59	0.83
44:BJ:63:PHE:HZ	48:BN:45:ARG:HG3	1.43	0.83
23:AP:148:LEU:O	23:AP:149:GLU:HB2	1.78	0.83

Continued on next page...

Continued from previous page...

Atom-1	Atom-2	Interatomic distance (Å)	Clash overlap (Å)
47:BM:3:ARG:HH21	47:BM:7:VAL:HG13	1.43	0.83
59:BZ:254:GLU:HG3	59:BZ:307:PRO:HG3	1.60	0.83
11:AA:2511:U:H4'	15:AE:124:GLY:CA	2.08	0.83
30:AW:73:ALA:HB3	30:AW:106:ILE:HD11	1.58	0.83
43:BI:9:ARG:CB	43:BI:104:ARG:HH12	1.92	0.83
35:BA:78:G:H22	35:BA:91:C:H42	1.22	0.83
35:BA:1363(A):A:H4'	35:BA:1364:U:H5''	1.57	0.83
35:BA:1410:G:H2'	35:BA:1411:C:H6	1.42	0.83
23:AP:23:PRO:CB	23:AP:33:ARG:HG3	2.09	0.83
33:AZ:145:GLU:HG3	33:AZ:146:ILE:HG12	1.58	0.83
36:BB:155:LEU:HD21	36:BB:159:PRO:HG3	1.59	0.83
50:BP:19:ILE:HD11	50:BP:73:LEU:HD13	1.59	0.83
34:B2:48:PHE:HD1	34:B2:48:PHE:N	1.75	0.83
41:BG:152:ALA:O	41:BG:155:ARG:HG3	1.77	0.83
35:BA:1171:G:H2'	35:BA:1172:C:O2	1.78	0.83
38:BD:109:GLY:O	38:BD:111:ALA:N	2.11	0.83
31:AX:50:LYS:N	31:AX:87:GLN:HE22	1.77	0.83
31:AX:12:VAL:HG23	31:AX:13:LEU:N	1.94	0.83
32:AY:42:VAL:HG21	32:AY:67:LEU:HD13	1.61	0.83
35:BA:218:C:H5'	35:BA:470:C:H42	1.40	0.83
28:AU:88:ILE:C	28:AU:90:VAL:H	1.79	0.83
59:BZ:19:HIS:CD2	59:BZ:115:GLN:HB2	2.14	0.83
11:AA:975:C:OP2	11:AA:975:C:H4'	1.79	0.83
11:AA:2584:U:H2'	11:AA:2585:U:H5'	1.60	0.83
35:BA:1410:G:H2'	35:BA:1411:C:C6	2.14	0.83
32:AY:101:LYS:HG2	32:AY:102:CYS:N	1.94	0.83
48:BN:29:ARG:HG3	48:BN:29:ARG:HH11	1.40	0.83
11:AA:1948:G:H5'	11:AA:1948:G:C8	2.13	0.82
22:AO:26:LYS:HD2	22:AO:37:ASP:OD1	1.79	0.82
11:AA:1697:G:H3'	11:AA:1698:A:H5''	1.58	0.82
11:AA:1639:U:C2'	11:AA:1640:C:H5''	2.09	0.82
45:BK:82:VAL:HG13	45:BK:108:ILE:HA	1.61	0.82
26:AS:15:ARG:HH11	26:AS:15:ARG:CB	1.91	0.82
26:AS:106:ARG:HH11	26:AS:107:GLU:N	1.77	0.82
17:AG:2:PRO:O	17:AG:3:LEU:HB2	1.80	0.82
35:BA:84:U:C2'	35:BA:88:A:H5'	2.07	0.82
18:AH:103:LEU:HB2	18:AH:123:PHE:CD2	2.14	0.82
11:AA:2192:G:H2'	11:AA:2193:G:H5''	1.61	0.82
47:BM:91:ARG:HD2	47:BM:97:PRO:O	1.80	0.82
56:BW:77:A:C8	56:BW:77:A:P	2.73	0.82
11:AA:2584:U:C2'	11:AA:2585:U:H5'	2.09	0.82

Continued on next page...

Continued from previous page...

Atom-1	Atom-2	Interatomic distance (Å)	Clash overlap (Å)
45:BK:48:ILE:HG22	45:BK:49:GLY:H	1.45	0.82
12:AB:65:C:H2'	12:AB:109:C:H41	1.42	0.82
16:AF:89:VAL:HG12	16:AF:90:PHE:N	1.94	0.82
59:BZ:252:GLU:HG3	59:BZ:265:THR:O	1.79	0.82
11:AA:888:C:H5'	47:BM:93:ARG:HG3	1.61	0.82
11:AA:1864:U:C2'	11:AA:1865:G:H5''	2.10	0.82
17:AG:122:PRO:HD3	17:AG:181:ARG:HB3	1.62	0.82
16:AF:139:PHE:HB2	16:AF:166:ALA:HB1	1.59	0.82
47:BM:12:ASN:HD21	47:BM:46:LYS:CB	1.92	0.82
56:BV:73:A:C2'	56:BV:74:A:H5''	2.09	0.82
42:BH:89:PRO:HA	42:BH:92:ARG:HH11	1.45	0.82
14:AD:239:ARG:HH11	14:AD:239:ARG:HG2	1.45	0.82
15:AE:51:PHE:O	15:AE:74:PRO:HB2	1.78	0.82
6:A5:2:ALA:N	11:AA:2015:A:H1'	1.95	0.82
11:AA:1517:G:H5'	11:AA:1517:G:H8	1.45	0.82
35:BA:1151:A:HO2'	35:BA:1152:A:H8	1.27	0.82
27:AT:33:LYS:HG3	27:AT:43:GLN:HB2	1.62	0.82
35:BA:1490:A:O2'	35:BA:1491:G:H5'	1.80	0.82
9:A8:62:LEU:HD13	11:AA:242:G:C5'	2.09	0.82
24:AQ:141:GLN:NE2	33:AZ:72:ARG:HA	1.94	0.81
11:AA:2183:C:H2'	11:AA:2184:G:H8	1.45	0.81
27:AT:89:VAL:CB	27:AT:91:ARG:HE	1.93	0.81
35:BA:1134:G:H2'	35:BA:1135:U:H5'	1.62	0.81
37:BC:34:LEU:HD21	37:BC:38:ARG:HE	1.45	0.81
40:BF:11:ASN:HB3	40:BF:14:LEU:HD23	1.61	0.81
39:BE:110:LEU:HD13	39:BE:118:ILE:HD13	1.62	0.81
34:B2:48:PHE:HE1	34:B2:93:VAL:HG11	1.45	0.81
24:AQ:133:ARG:CB	24:AQ:133:ARG:HH11	1.93	0.81
17:AG:39:ILE:HG22	17:AG:157:ILE:HG12	1.63	0.81
25:AR:2:ARG:HG2	25:AR:5:LYS:NZ	1.95	0.81
21:AN:131:GLN:NE2	21:AN:133:GLN:H	1.77	0.81
28:AU:88:ILE:O	28:AU:88:ILE:HG13	1.79	0.81
11:AA:1484:G:C2'	11:AA:1485:G:H5''	2.10	0.81
16:AF:132:VAL:HG13	16:AF:133:ASN:H	1.44	0.81
17:AG:8:LYS:O	17:AG:11:TYR:HB3	1.81	0.81
58:BY:10:A:H5'	58:BY:11:C:OP2	1.81	0.81
34:B2:130:ARG:HA	34:B2:130:ARG:HH11	1.42	0.81
21:AN:18:ALA:CB	21:AN:26:LEU:HD22	2.09	0.81
11:AA:1053:C:H2'	11:AA:1054:A:H8	1.45	0.81
13:AC:64:LEU:HD13	13:AC:175:VAL:HG13	1.61	0.81
19:AJ:26:UNK:HA	19:AJ:83:UNK:O	1.80	0.81

Continued on next page...

Continued from previous page...

Atom-1	Atom-2	Interatomic distance (Å)	Clash overlap (Å)
14:AD:70:TRP:CH2	14:AD:150:LYS:HA	2.16	0.81
35:BA:1054:C:O2'	35:BA:1055:A:H5''	1.81	0.81
43:BI:114:TYR:HE2	44:BJ:60:ARG:O	1.62	0.81
35:BA:1324:A:H4'	35:BA:1362:C:H4'	1.62	0.81
29:AV:39:LEU:HD12	29:AV:47:VAL:HG11	1.61	0.81
18:AH:12:PRO:HB2	18:AH:15:VAL:HG13	1.63	0.81
36:BB:115:LEU:HB2	36:BB:145:LEU:HD12	1.62	0.81
36:BB:21:ARG:HH21	36:BB:38:GLY:C	1.84	0.81
21:AN:3:THR:HG22	21:AN:4:TYR:H	1.46	0.81
12:AB:20:C:C2'	12:AB:21:G:H5''	2.11	0.81
53:BS:41:VAL:HG12	53:BS:42:PRO:HD2	1.62	0.81
36:BB:47:THR:HG22	36:BB:51:LEU:CD1	2.11	0.81
59:BZ:322:ILE:HD12	59:BZ:362:VAL:HG11	1.62	0.81
11:AA:1536:C:H2'	11:AA:1537:G:H4'	1.62	0.81
34:B2:95:GLN:HA	34:B2:95:GLN:HE21	1.42	0.81
36:BB:165:VAL:HG23	36:BB:166:ASP:H	1.45	0.81
5:A4:34:GLU:HG3	47:BM:57:ARG:HH12	1.43	0.81
30:AW:9:TYR:H	30:AW:102:HIS:CD2	1.99	0.81
58:BY:40:C:H2'	58:BY:54:C:C6	2.15	0.81
28:AU:91:ASP:OD1	28:AU:96:ALA:HB2	1.80	0.81
11:AA:1718:G:H8	11:AA:1718:G:H5'	1.46	0.81
11:AA:1826:G:H4'	14:AD:242:ARG:NH2	1.96	0.81
11:AA:271(L):U:H5''	11:AA:271(M):G:H5'	1.63	0.81
27:AT:96:ARG:HB2	27:AT:96:ARG:HH11	1.42	0.81
14:AD:24:ILE:HD13	14:AD:25:THR:N	1.95	0.81
35:BA:1305:G:O2'	35:BA:1306:A:H8	1.63	0.81
32:AY:47:LYS:HG2	32:AY:60:PHE:CZ	2.16	0.81
18:AH:85:LYS:NZ	18:AH:132:ARG:HA	1.96	0.81
36:BB:30:ARG:HH21	36:BB:194:PRO:HG2	1.46	0.81
11:AA:141:A:H8	11:AA:1408:C:O2'	1.63	0.81
17:AG:67:LYS:N	17:AG:67:LYS:HD3	1.96	0.81
11:AA:2580:U:H5'	15:AE:131:ALA:HB2	1.61	0.81
23:AP:144:GLU:N	23:AP:145:PRO:HD3	1.97	0.80
17:AG:46:ALA:CB	17:AG:88:ILE:HD11	2.12	0.80
27:AT:66:VAL:HA	27:AT:71:GLY:HA2	1.62	0.80
5:A4:16:CYS:HB3	5:A4:20:ASN:O	1.80	0.80
5:A4:34:GLU:HG3	47:BM:57:ARG:NH2	1.95	0.80
25:AR:58:GLY:HA2	25:AR:80:PHE:HE2	1.46	0.80
34:B2:129:ARG:CA	35:BA:1397:C:H42	1.91	0.80
34:B2:48:PHE:H	34:B2:48:PHE:HD1	1.28	0.80
14:AD:35:LYS:N	14:AD:36:PRO:HD2	1.95	0.80

Continued on next page...

Continued from previous page...

Atom-1	Atom-2	Interatomic distance (Å)	Clash overlap (Å)
11:AA:1106:G:H2'	11:AA:1107:G:O4'	1.81	0.80
34:B2:86:LEU:HA	34:B2:89:LEU:CD2	2.11	0.80
23:AP:24:GLY:HA2	23:AP:33:ARG:NH1	1.97	0.80
11:AA:2477:C:H5'	11:AA:2477:C:C6	2.13	0.80
27:AT:61:PHE:CE1	27:AT:76:PHE:HB2	2.16	0.80
36:BB:200:ILE:H	36:BB:200:ILE:HD12	1.45	0.80
35:BA:573:A:H8	35:BA:573:A:H5'	1.45	0.80
44:BJ:50:ILE:CD1	48:BN:41:ARG:HD2	2.11	0.80
23:AP:101:VAL:HG13	23:AP:106:LEU:HD23	1.64	0.80
32:AY:10:GLY:HA2	32:AY:27:VAL:HG13	1.63	0.80
15:AE:197:ILE:HD11	15:AE:199:ARG:NH2	1.95	0.80
13:AC:124:GLY:HA2	56:BW:57:C:O2'	1.80	0.80
15:AE:38:THR:HB	15:AE:41:LYS:HG2	1.63	0.80
18:AH:42:ARG:O	18:AH:43:VAL:HG13	1.81	0.80
47:BM:10:PRO:O	47:BM:11:ARG:HB2	1.81	0.80
21:AN:55:VAL:HG22	21:AN:126:PRO:HA	1.63	0.80
1:A0:38:VAL:HG12	1:A0:40:GLN:H	1.46	0.80
11:AA:1543:C:H3'	11:AA:1544:A:C5'	2.12	0.80
11:AA:1970:A:H5''	11:AA:1971:A:OP2	1.82	0.80
34:B2:139:ARG:HG3	34:B2:140:ALA:N	1.95	0.80
59:BZ:228:VAL:HG11	59:BZ:298:VAL:HB	1.62	0.80
5:A4:34:GLU:HG3	47:BM:57:ARG:NH1	1.97	0.80
11:AA:528:A:N1	11:AA:2042:A:H2'	1.97	0.80
27:AT:80:SER:HB3	27:AT:81:PRO:HD3	1.61	0.80
16:AF:28:ILE:HD13	16:AF:28:ILE:H	1.45	0.80
11:AA:674:G:H1'	16:AF:74:ARG:HD3	1.64	0.80
40:BF:87:ARG:HG2	40:BF:87:ARG:HH11	1.44	0.80
35:BA:240:C:H2'	35:BA:241:C:H6	1.45	0.80
35:BA:368:U:OP1	59:BZ:291:ARG:HD3	1.81	0.80
15:AE:154:LYS:HG3	15:AE:154:LYS:O	1.81	0.80
23:AP:83:VAL:HA	23:AP:105:LEU:HD22	1.64	0.80
23:AP:16:ARG:CD	23:AP:18:ARG:H	1.95	0.80
32:AY:54:LYS:O	32:AY:55:TYR:HB2	1.80	0.80
3:A2:25:VAL:HG11	3:A2:61:LEU:HD21	1.62	0.80
16:AF:184:TYR:O	16:AF:188:ARG:HG2	1.80	0.80
11:AA:1240:U:O2'	11:AA:1241:A:H5'	1.82	0.80
9:A8:25:MET:HG3	23:AP:64:LYS:HB2	1.62	0.80
14:AD:71:ASP:HB2	14:AD:103:ARG:HH22	1.47	0.80
38:BD:59:ARG:HE	38:BD:59:ARG:HA	1.46	0.80
44:BJ:54:PHE:CE2	44:BJ:55:LYS:HD2	2.16	0.79
11:AA:1066:U:C5	58:BY:56:U:H5''	2.17	0.79

Continued on next page...

Continued from previous page...

Atom-1	Atom-2	Interatomic distance (Å)	Clash overlap (Å)
11:AA:139(A):G:H3'	11:AA:140:G:H8	1.48	0.79
28:AU:70:ARG:HA	28:AU:74:LEU:O	1.82	0.79
15:AE:103:ASP:CG	15:AE:168:MET:HB2	2.02	0.79
29:AV:39:LEU:HA	29:AV:47:VAL:CG1	2.12	0.79
17:AG:6:ALA:O	17:AG:10:LYS:HB2	1.83	0.79
7:A6:15:GLU:O	7:A6:17:LYS:N	2.16	0.79
7:A6:6:ARG:CZ	7:A6:6:ARG:HB3	2.11	0.79
13:AC:131:LEU:HD22	13:AC:136:LEU:HD12	1.64	0.79
56:BW:63:C:H2'	56:BW:64:G:C8	2.17	0.79
11:AA:1024:G:H3'	11:AA:1025:G:H5''	1.62	0.79
11:AA:2068:U:H3	11:AA:2430:A:H2	1.29	0.79
11:AA:1805:U:O2	14:AD:50:THR:HB	1.82	0.79
58:BY:84:C:C2'	58:BY:85:C:H5''	2.12	0.79
35:BA:1003:G:C2'	35:BA:1004:A:H4'	2.10	0.79
28:AU:90:VAL:HG12	28:AU:91:ASP:N	1.98	0.79
17:AG:73:ALA:HB3	17:AG:85:GLY:HA2	1.63	0.79
4:A3:8:LEU:HD22	4:A3:31:LEU:HD23	1.64	0.79
32:AY:88:LYS:HZ2	32:AY:93:GLY:HA3	1.44	0.79
56:BW:55:U:C3'	56:BW:56:U:H5''	2.12	0.79
56:BW:55:U:H3'	56:BW:56:U:H5''	1.65	0.79
33:AZ:28:MET:CE	33:AZ:59:LEU:HD12	2.13	0.79
24:AQ:66:ILE:HG22	24:AQ:104:PHE:HD1	1.46	0.79
11:AA:1747(A):G:H2'	11:AA:1748:G:C5'	2.05	0.79
6:A5:3:LYS:HB2	11:AA:747:U:H3	1.46	0.79
23:AP:146:VAL:HG22	23:AP:147:LEU:H	1.44	0.79
9:A8:13:ARG:HD2	23:AP:61:ARG:HD2	1.63	0.79
32:AY:28:LYS:NZ	32:AY:72:VAL:HG21	1.96	0.79
1:A0:27:GLU:HB3	1:A0:68:GLU:HA	1.64	0.79
11:AA:1516:C:H2'	11:AA:1517:G:H5''	1.64	0.79
5:A4:35:VAL:HG23	47:BM:57:ARG:NH1	1.98	0.79
3:A2:38:GLN:OE1	3:A2:44:LEU:HD13	1.83	0.79
11:AA:1766:U:H2'	11:AA:1767:C:H6	1.48	0.79
35:BA:299:G:H2'	35:BA:300:A:C8	2.17	0.79
21:AN:45:ASN:HD22	21:AN:45:ASN:N	1.81	0.79
6:A5:4:HIS:HB3	6:A5:5:PRO:CD	2.10	0.79
13:AC:129:ARG:HA	56:BW:20:G:H21	1.46	0.79
38:BD:100:ARG:NH1	38:BD:137:SER:HA	1.96	0.79
11:AA:94:C:H5'	11:AA:94(A):G:OP1	1.82	0.79
38:BD:28:SER:HB3	38:BD:29:PRO:CD	2.13	0.79
7:A6:45:LYS:O	7:A6:46:HIS:HB3	1.80	0.79
32:AY:86:ARG:NH2	32:AY:95:LYS:NZ	2.30	0.79

Continued on next page...

Continued from previous page...

Atom-1	Atom-2	Interatomic distance (Å)	Clash overlap (Å)
29:AV:72:VAL:CG2	29:AV:85:LYS:HB2	2.13	0.79
11:AA:654(M):C:H2'	11:AA:654(N):G:C8	2.17	0.79
15:AE:116:VAL:O	15:AE:117:MET:HB2	1.80	0.79
11:AA:2127:G:H21	11:AA:2173:A:H8	1.28	0.79
15:AE:60:ASN:OD1	15:AE:62:PRO:HD2	1.82	0.79
35:BA:1251:A:H2'	35:BA:1252:A:C8	2.17	0.79
13:AC:94:VAL:HG12	13:AC:95:GLY:N	1.98	0.79
13:AC:28:LEU:O	13:AC:28:LEU:HD23	1.82	0.79
23:AP:85:LEU:CD2	23:AP:85:LEU:H	1.96	0.79
44:BJ:6:ILE:HG13	44:BJ:72:VAL:HB	1.63	0.79
36:BB:163:PHE:HD1	36:BB:185:ILE:HG13	1.48	0.79
44:BJ:16:LEU:HD11	44:BJ:70:ARG:HG2	1.65	0.79
35:BA:1492:A:H1'	35:BA:1493:A:OP1	1.81	0.79
35:BA:512:U:H2'	35:BA:513:C:H6	1.46	0.79
35:BA:437:U:OP2	38:BD:155:LEU:HD22	1.83	0.78
13:AC:51:PRO:HA	13:AC:57:ASN:HD21	1.47	0.78
35:BA:973:G:H3'	35:BA:974:A:H5''	1.65	0.78
11:AA:2170:A:H5''	13:AC:134:ARG:HE	1.48	0.78
23:AP:17:LYS:O	23:AP:17:LYS:HG2	1.83	0.78
15:AE:36:ARG:HH21	15:AE:88:GLY:HA2	1.48	0.78
35:BA:1053:G:O6	35:BA:1199:U:H2'	1.83	0.78
1:A0:11:ARG:HB2	1:A0:11:ARG:NH1	1.98	0.78
36:BB:200:ILE:HD12	36:BB:200:ILE:N	1.97	0.78
47:BM:35:GLU:HG3	47:BM:36:LYS:H	1.48	0.78
29:AV:1:MET:SD	29:AV:43:GLU:HG2	2.23	0.78
45:BK:85:ARG:HG2	45:BK:111:ASP:O	1.83	0.78
58:BY:15:C:O2'	58:BY:16:U:H5'	1.84	0.78
5:A4:10:VAL:CG2	5:A4:11:PRO:HD2	2.13	0.78
59:BZ:159:ASN:HD21	59:BZ:165:GLY:HA3	1.48	0.78
39:BE:50:GLU:HG3	39:BE:52:PRO:HD2	1.65	0.78
29:AV:24:LYS:HA	29:AV:92:THR:CG2	2.13	0.78
6:A5:43:HIS:HD2	11:AA:2884:U:H5	1.31	0.78
11:AA:1359:A:N6	11:AA:1373:A:H1'	1.99	0.78
47:BM:12:ASN:ND2	47:BM:46:LYS:HB2	1.97	0.78
35:BA:1116:C:H2'	35:BA:1117:G:C5'	2.11	0.78
31:AX:12:VAL:CG2	31:AX:13:LEU:H	1.97	0.78
47:BM:99:ARG:O	47:BM:101:GLN:HG2	1.83	0.78
9:A8:50:LEU:HD12	9:A8:51:ALA:H	1.48	0.78
35:BA:1452:C:H5'	35:BA:1456:G:C2	2.19	0.78
59:BZ:15:GLY:H	59:BZ:99:MET:HE3	1.48	0.78
11:AA:1190:G:H5'	23:AP:35:HIS:H	1.48	0.78

Continued on next page...

Continued from previous page...

Atom-1	Atom-2	Interatomic distance (Å)	Clash overlap (Å)
11:AA:1864:U:C3'	11:AA:1865:G:H5''	2.14	0.78
47:BM:35:GLU:HG3	47:BM:36:LYS:N	1.95	0.78
35:BA:92:C:H2'	35:BA:93:G:H8	1.47	0.78
24:AQ:62:GLY:HA2	33:AZ:116:VAL:HG21	1.66	0.78
36:BB:30:ARG:HH21	36:BB:194:PRO:CG	1.97	0.78
52:BR:52:PRO:HB2	52:BR:54:ARG:HG3	1.66	0.78
11:AA:733:G:N7	11:AA:761:A:C6	2.51	0.78
56:BW:77:A:O5'	56:BW:77:A:H8	1.66	0.78
54:BT:50:GLU:HB2	54:BT:100:ILE:HD13	1.66	0.78
14:AD:6:PHE:HE1	14:AD:18:VAL:HG12	1.49	0.78
30:AW:92:ARG:NH1	30:AW:92:ARG:HB3	1.98	0.78
11:AA:1658:C:OP1	15:AE:132:HIS:ND1	2.17	0.78
11:AA:2312:U:H2'	11:AA:2313:C:H5'	1.66	0.78
1:A0:2:ALA:HB3	11:AA:2602:A:N1	1.99	0.78
11:AA:71:A:C8	11:AA:71:A:H5'	2.19	0.78
52:BR:25:THR:HG21	52:BR:42:ARG:HD3	1.65	0.78
11:AA:1066:U:H4'	11:AA:1067:A:O5'	1.84	0.78
27:AT:27:THR:HG23	27:AT:28:VAL:N	1.99	0.78
44:BJ:82:ILE:O	44:BJ:86:MET:HB3	1.83	0.78
35:BA:750:G:N3	49:BO:23:GLY:HA3	1.99	0.78
50:BP:20:VAL:HG21	50:BP:32:TYR:CG	2.19	0.78
37:BC:64:VAL:HG21	37:BC:99:VAL:HG12	1.65	0.78
8:A7:34:ARG:HD2	8:A7:39:ARG:HG3	1.65	0.78
11:AA:2032:G:H21	15:AE:146:THR:HG23	1.48	0.78
14:AD:44:ASN:ND2	14:AD:49:ILE:HG22	1.98	0.78
23:AP:106:LEU:O	23:AP:107:LYS:HG2	1.82	0.78
34:B2:48:PHE:HB3	34:B2:53:LEU:CA	2.14	0.78
34:B2:48:PHE:N	34:B2:48:PHE:CD1	2.47	0.78
59:BZ:325:LYS:HG3	59:BZ:331:HIS:HB2	1.64	0.78
47:BM:10:PRO:CB	47:BM:18:ALA:HB1	2.14	0.78
11:AA:1541:G:H1'	11:AA:1542:A:C4	2.19	0.78
37:BC:11:ARG:NH2	37:BC:180:ALA:HB3	1.98	0.78
11:AA:1063:G:H21	20:AK:89:UNK:HA	1.46	0.78
47:BM:84:ILE:HG13	53:BS:66:MET:SD	2.23	0.77
17:AG:111:LEU:O	17:AG:114:ILE:HG22	1.84	0.77
27:AT:83:ILE:O	27:AT:84:GLN:O	2.02	0.77
12:AB:30:C:H1'	12:AB:57:A:H61	1.48	0.77
35:BA:1391:U:H2'	35:BA:1392:G:C8	2.19	0.77
16:AF:152:GLU:OE1	16:AF:191:ARG:HD2	1.84	0.77
18:AH:44:VAL:HG12	18:AH:45:VAL:H	1.47	0.77
11:AA:925:C:H2'	11:AA:926:A:H5''	1.65	0.77

Continued on next page...

Continued from previous page...

Atom-1	Atom-2	Interatomic distance (Å)	Clash overlap (Å)
16:AF:198:ALA:O	16:AF:201:VAL:HG12	1.85	0.77
17:AG:39:ILE:HD11	17:AG:60:LEU:HD11	1.66	0.77
11:AA:2476:A:H2'	11:AA:2477:C:H5''	1.65	0.77
27:AT:29:ARG:HE	27:AT:86:ILE:CG2	1.96	0.77
35:BA:1277:C:HO2'	35:BA:1279:A:H8	1.32	0.77
15:AE:14:ILE:HD11	15:AE:173:VAL:CG1	2.13	0.77
25:AR:100:LEU:HD11	25:AR:113:LEU:HD13	1.64	0.77
36:BB:90:MET:HE2	36:BB:90:MET:HA	1.64	0.77
40:BF:98:LEU:H	40:BF:98:LEU:HD12	1.49	0.77
13:AC:124:GLY:O	56:BW:58:A:H5'	1.84	0.77
13:AC:131:LEU:HB2	56:BW:57:C:C4	2.19	0.77
37:BC:112:SER:HB3	37:BC:115:LEU:HD12	1.67	0.77
46:BL:25:PRO:C	46:BL:27:LEU:H	1.87	0.77
6:A5:20:ARG:HA	6:A5:23:HIS:ND1	1.99	0.77
34:B2:8:ARG:H	34:B2:8:ARG:CD	1.96	0.77
1:A0:27:GLU:OE1	11:AA:856:C:H1'	1.84	0.77
31:AX:12:VAL:HG23	31:AX:13:LEU:H	1.47	0.77
14:AD:109:ASP:O	14:AD:111:LEU:N	2.16	0.77
27:AT:28:VAL:HG22	27:AT:46:GLU:CA	2.15	0.77
35:BA:1190:G:OP1	37:BC:4:LYS:HA	1.83	0.77
59:BZ:172:ARG:O	59:BZ:198:LYS:HD2	1.84	0.77
39:BE:148:VAL:HG21	42:BH:107:LEU:HD13	1.66	0.77
59:BZ:315:LYS:HD3	59:BZ:354:ARG:HH12	1.50	0.77
17:AG:105:LYS:HE3	17:AG:143:GLU:OE2	1.84	0.77
22:AO:104:ARG:NH2	27:AT:33:LYS:HE3	1.99	0.77
34:B2:139:ARG:O	34:B2:143:GLU:HG2	1.85	0.77
14:AD:73:VAL:HG13	14:AD:120:GLY:HA2	1.66	0.77
17:AG:52:ILE:HB	17:AG:54:GLU:OE2	1.84	0.77
53:BS:16:LEU:C	53:BS:18:LYS:H	1.87	0.77
37:BC:66:VAL:O	37:BC:66:VAL:HG12	1.85	0.77
8:A7:34:ARG:HG3	8:A7:34:ARG:HH11	1.49	0.77
35:BA:562:C:H41	35:BA:884:U:H2'	1.48	0.77
41:BG:144:MET:O	41:BG:147:ALA:HB3	1.85	0.77
37:BC:46:GLU:O	37:BC:47:LEU:HB2	1.83	0.77
6:A5:3:LYS:HD3	11:AA:747:U:P	2.25	0.77
11:AA:2393:A:H4'	23:AP:61:ARG:O	1.85	0.77
35:BA:1016:A:H2'	35:BA:1017:G:O4'	1.85	0.77
35:BA:443:C:H2'	35:BA:444:C:H6	1.48	0.77
13:AC:137:LEU:HD22	56:BW:57:C:C2	2.19	0.77
9:A8:15:LYS:HD3	23:AP:65:ARG:HH12	1.49	0.77
35:BA:370:C:O2'	35:BA:371:G:H5'	1.84	0.77

Continued on next page...

Continued from previous page...

Atom-1	Atom-2	Interatomic distance (Å)	Clash overlap (Å)
35:BA:1443:G:H22	35:BA:1460:A:H1'	1.50	0.77
46:BL:32:PHE:HB3	46:BL:84:LEU:HD21	1.67	0.77
32:AY:8:LYS:HB2	32:AY:28:LYS:HZ1	1.51	0.77
23:AP:16:ARG:CZ	23:AP:18:ARG:HG2	2.14	0.77
38:BD:103:ASN:OD1	38:BD:114:ARG:NE	2.16	0.77
11:AA:1947:C:C3'	11:AA:1948:G:H5''	2.14	0.77
47:BM:40:ASN:HD22	47:BM:43:THR:HG23	1.50	0.77
29:AV:21:ARG:HB3	29:AV:91:TYR:HB2	1.66	0.77
43:BI:48:GLU:HB3	43:BI:101:PHE:HE2	1.47	0.77
14:AD:76:PRO:HG2	14:AD:98:VAL:HG21	1.67	0.77
11:AA:1222:C:H2'	11:AA:1223:G:H5''	1.65	0.77
11:AA:1779:U:H5	11:AA:1784:A:N7	1.82	0.77
14:AD:8:PRO:HB3	14:AD:14:ARG:HB3	1.65	0.77
25:AR:7:GLY:O	25:AR:8:ARG:HB2	1.85	0.77
7:A6:27:LYS:CG	7:A6:30:THR:HB	2.15	0.76
13:AC:212:VAL:O	13:AC:224:ILE:HG12	1.86	0.76
11:AA:1639:U:H2'	11:AA:1640:C:H5''	1.66	0.76
54:BT:45:GLN:HB3	54:BT:91:LEU:HD13	1.65	0.76
11:AA:774:A:H2	11:AA:787:U:HO2'	1.32	0.76
59:BZ:98:GLN:HE22	59:BZ:285:ASN:HD21	1.32	0.76
11:AA:747:U:O2'	30:AW:88:ARG:HG3	1.85	0.76
17:AG:142:PRO:HG2	17:AG:143:GLU:HG2	1.66	0.76
59:BZ:254:GLU:O	59:BZ:256:VAL:HG23	1.84	0.76
14:AD:28:GLU:H	14:AD:29:PRO:CD	1.98	0.76
49:BO:56:LEU:O	49:BO:60:VAL:HG23	1.84	0.76
34:B2:138:ARG:HH21	35:BA:506:G:H4'	1.49	0.76
32:AY:46:LYS:HG2	32:AY:47:LYS:N	1.99	0.76
59:BZ:299:GLU:N	59:BZ:302:GLN:NE2	2.33	0.76
52:BR:58:LEU:HB3	52:BR:62:GLU:HB2	1.66	0.76
22:AO:47:ILE:HG23	22:AO:48:PRO:HD2	1.64	0.76
11:AA:1188:U:O2'	11:AA:1189:A:H5'	1.86	0.76
11:AA:613:G:H8	11:AA:613:G:H5'	1.51	0.76
35:BA:1054:C:H6	35:BA:1196:U:H3	1.33	0.76
34:B2:86:LEU:HD12	34:B2:89:LEU:HD21	1.66	0.76
37:BC:58:GLU:H	37:BC:65:ALA:CB	1.97	0.76
31:AX:10:ALA:HB1	31:AX:11:PRO:HD2	1.67	0.76
11:AA:2781:A:C5'	11:AA:2782:G:H5'	2.14	0.76
34:B2:138:ARG:NH2	35:BA:506:G:H4'	2.00	0.76
35:BA:189(H):G:HO2'	35:BA:189(I):G:H8	1.31	0.76
38:BD:23:GLY:O	38:BD:27:TYR:HB2	1.85	0.76
47:BM:23:TYR:HB3	47:BM:67:GLU:HB3	1.66	0.76

Continued on next page...

Continued from previous page...

Atom-1	Atom-2	Interatomic distance (Å)	Clash overlap (Å)
41:BG:151:TYR:OH	45:BK:54:ARG:HD3	1.85	0.76
30:AW:6:ILE:HG12	30:AW:104:THR:HB	1.66	0.76
16:AF:89:VAL:HG12	16:AF:90:PHE:H	1.51	0.76
11:AA:944:G:H5'	11:AA:945:A:O5'	1.84	0.76
32:AY:81:LYS:NZ	32:AY:99:CYS:SG	2.57	0.76
13:AC:75:LEU:HB3	13:AC:93:TYR:HD2	1.51	0.76
27:AT:30:VAL:HG12	27:AT:44:ASP:CG	2.05	0.76
21:AN:28:THR:HG23	21:AN:29:LYS:N	2.00	0.76
6:A5:24:ALA:O	6:A5:25:LEU:HB2	1.85	0.76
11:AA:195:A:OP1	23:AP:46:LYS:HE2	1.85	0.76
3:A2:45:SER:O	3:A2:46:GLN:NE2	2.19	0.76
11:AA:1494:A:C2'	11:AA:1495:A:H5''	2.14	0.76
2:A1:4:VAL:HG23	2:A1:11:ARG:HG2	1.67	0.76
34:B2:75:ARG:HG2	34:B2:77:ARG:CZ	2.15	0.76
47:BM:90:LEU:O	47:BM:92:HIS:N	2.18	0.76
11:AA:535:C:O2'	11:AA:536:A:H5'	1.86	0.76
11:AA:1087:G:H5'	11:AA:1088:A:OP2	1.86	0.76
41:BG:16:LEU:CD1	43:BI:42:ARG:HA	2.15	0.76
7:A6:8:LYS:O	7:A6:9:LEU:HB3	1.84	0.76
11:AA:1301:A:O2'	11:AA:1302:A:C2'	2.34	0.76
17:AG:122:PRO:CD	17:AG:181:ARG:HB3	2.15	0.76
11:AA:926:A:H8	11:AA:926:A:H5'	1.50	0.76
11:AA:1914:A:O2'	11:AA:1915:U:H5''	1.86	0.76
23:AP:59:LEU:CA	23:AP:61:ARG:HE	1.97	0.76
36:BB:44:LEU:N	36:BB:44:LEU:HD12	2.01	0.76
11:AA:2842:G:O2'	11:AA:2843:G:H5'	1.86	0.76
35:BA:433:C:H2'	35:BA:434:U:H6	1.50	0.75
35:BA:1002:G:H2'	35:BA:1003:G:C8	2.21	0.75
16:AF:132:VAL:HG13	16:AF:133:ASN:N	2.01	0.75
3:A2:55:ARG:HH21	11:AA:75:G:H4'	1.51	0.75
50:BP:5:ARG:HH12	50:BP:28:ARG:HA	1.49	0.75
13:AC:51:PRO:HG3	13:AC:168:THR:O	1.85	0.75
33:AZ:125:LEU:HD11	33:AZ:164:ALA:HB3	1.67	0.75
34:B2:48:PHE:CE1	34:B2:93:VAL:HG11	2.20	0.75
6:A5:2:ALA:HA	11:AA:2015:A:O2'	1.86	0.75
14:AD:24:ILE:O	14:AD:25:THR:O	2.03	0.75
22:AO:17:ARG:HE	22:AO:47:ILE:HD11	1.49	0.75
35:BA:189(D):C:H1'	35:BA:189(H):G:N1	2.01	0.75
59:BZ:314:THR:OG1	59:BZ:405:GLU:HG3	1.87	0.75
13:AC:54:SER:HB2	56:BW:63:C:H4'	1.68	0.75
25:AR:96:ARG:HD3	25:AR:98:LEU:HD11	1.68	0.75

Continued on next page...

Continued from previous page...

Atom-1	Atom-2	Interatomic distance (Å)	Clash overlap (Å)
46:BL:55:VAL:CG2	46:BL:67:THR:HG22	2.16	0.75
21:AN:30:ILE:O	21:AN:34:LEU:HB2	1.86	0.75
35:BA:294:U:H2'	35:BA:295:C:C6	2.21	0.75
42:BH:26:VAL:HG13	42:BH:59:LEU:HB2	1.68	0.75
17:AG:83:ARG:HB2	17:AG:84:LYS:HD2	1.68	0.75
32:AY:87:LYS:HG3	32:AY:88:LYS:H	1.51	0.75
11:AA:2312:U:H4'	17:AG:71:THR:CG2	2.17	0.75
27:AT:19:LEU:HD22	27:AT:85:LYS:CD	2.17	0.75
36:BB:163:PHE:HA	36:BB:185:ILE:HG13	1.67	0.75
28:AU:92:ARG:HD2	28:AU:95:LEU:HD12	1.68	0.75
9:A8:28:GLY:O	9:A8:32:LEU:HD23	1.86	0.75
11:AA:1434:A:H61	11:AA:1558:A:N6	1.85	0.75
6:A5:51:TYR:HB2	6:A5:54:GLY:HA3	1.68	0.75
17:AG:44:GLY:N	17:AG:88:ILE:HG21	2.02	0.75
2:A1:8:SER:OG	2:A1:10:LYS:HG3	1.87	0.75
36:BB:180:LEU:O	36:BB:181:PHE:HB2	1.86	0.75
33:AZ:17:ALA:HA	33:AZ:20:ARG:HG2	1.69	0.75
38:BD:148:VAL:HG12	38:BD:149:ALA:N	2.01	0.75
11:AA:2121:G:H1'	13:AC:167:LYS:NZ	2.02	0.75
36:BB:80:ILE:HD12	36:BB:80:ILE:N	1.96	0.75
35:BA:1152:A:O2'	35:BA:1153:C:H5'	1.86	0.75
17:AG:46:ALA:HB3	17:AG:88:ILE:HD11	1.69	0.75
28:AU:92:ARG:CZ	29:AV:11:GLN:H	1.99	0.75
30:AW:37:ARG:NH1	30:AW:37:ARG:HG3	2.00	0.75
25:AR:34:ILE:HB	25:AR:114:VAL:HG23	1.68	0.75
26:AS:101:LEU:HD12	26:AS:101:LEU:O	1.87	0.75
21:AN:89:LYS:O	21:AN:93:THR:HG22	1.86	0.75
27:AT:91:ARG:CB	27:AT:116:ALA:HA	2.15	0.75
15:AE:4:ILE:HD13	15:AE:28:ALA:HB1	1.69	0.75
27:AT:118:ARG:CZ	35:BA:1442(B):A:C2	2.70	0.75
11:AA:1023:U:H2'	11:AA:1024:G:H5'	1.68	0.75
11:AA:2631:G:N2	15:AE:61:ARG:HH12	1.85	0.75
17:AG:76:SER:CB	17:AG:83:ARG:HB3	2.17	0.75
25:AR:84:ALA:HB3	25:AR:85:PRO:HD3	1.69	0.75
14:AD:248:SER:HB2	14:AD:249:PRO:HD2	1.67	0.75
39:BE:96:PRO:HA	39:BE:117:ASP:OD2	1.87	0.75
47:BM:6:GLY:C	47:BM:8:GLU:H	1.90	0.75
11:AA:1021:A:N6	11:AA:1141:U:H3	1.80	0.75
11:AA:1222:C:C2'	11:AA:1223:G:H5''	2.15	0.75
50:BP:6:LEU:HD23	50:BP:17:TYR:CB	2.17	0.75
35:BA:294:U:H2'	35:BA:295:C:H6	1.52	0.75

Continued on next page...

Continued from previous page...

Atom-1	Atom-2	Interatomic distance (Å)	Clash overlap (Å)
14:AD:91:ARG:HG2	14:AD:91:ARG:HH11	1.51	0.75
44:BJ:64:GLU:O	48:BN:56:VAL:HA	1.85	0.75
39:BE:101:ILE:O	39:BE:120:THR:HB	1.86	0.75
38:BD:149:ALA:O	38:BD:153:ARG:HG3	1.86	0.74
23:AP:97:PRO:O	23:AP:98:GLU:HB3	1.86	0.74
32:AY:59:GLY:O	32:AY:60:PHE:HD1	1.68	0.74
14:AD:26:LYS:O	14:AD:27:THR:HG22	1.87	0.74
41:BG:26:PHE:O	41:BG:30:ILE:HG12	1.86	0.74
29:AV:47:VAL:HG12	29:AV:52:VAL:N	2.01	0.74
17:AG:113:ARG:HA	17:AG:113:ARG:HE	1.52	0.74
11:AA:2591:C:H2'	11:AA:2592:G:C8	2.22	0.74
11:AA:268:C:H42	11:AA:424:G:H1	1.35	0.74
11:AA:298:G:H5'	11:AA:299:A:OP1	1.87	0.74
12:AB:7:G:H3'	12:AB:8:U:C5'	2.14	0.74
32:AY:26:LYS:HG2	32:AY:27:VAL:H	1.51	0.74
23:AP:23:PRO:HB2	23:AP:33:ARG:CD	2.18	0.74
59:BZ:145:GLU:HG2	59:BZ:149:LEU:HB2	1.70	0.74
37:BC:58:GLU:HB2	37:BC:65:ALA:HB2	1.68	0.74
25:AR:87:TYR:O	25:AR:89:ASP:N	2.20	0.74
11:AA:590:A:H2'	11:AA:591:C:C6	2.22	0.74
51:BQ:27:PHE:CE1	51:BQ:36:ILE:HD11	2.22	0.74
35:BA:524:G:H2'	35:BA:525:C:C6	2.21	0.74
14:AD:43:ARG:HB3	14:AD:54:ARG:HB2	1.69	0.74
18:AH:67:LEU:HG	18:AH:71:LEU:CD1	2.17	0.74
11:AA:1066:U:H5	58:BY:56:U:H5''	1.51	0.74
48:BN:12:ARG:HH11	48:BN:12:ARG:CB	2.00	0.74
48:BN:12:ARG:HH11	48:BN:12:ARG:HB3	1.51	0.74
17:AG:15:VAL:O	17:AG:19:LEU:HG	1.85	0.74
23:AP:64:LYS:O	23:AP:66:GLY:N	2.20	0.74
10:A9:1:MET:HB2	10:A9:34:GLN:HE22	1.52	0.74
48:BN:22:THR:CB	48:BN:33:VAL:HG21	2.17	0.74
11:AA:1639:U:O2'	11:AA:1640:C:H5''	1.88	0.74
15:AE:36:ARG:NH2	15:AE:88:GLY:HA2	2.01	0.74
23:AP:62:LEU:HD23	23:AP:62:LEU:N	2.03	0.74
11:AA:1396:U:O2	11:AA:1396:U:H2'	1.86	0.74
37:BC:83:ARG:O	37:BC:87:LEU:HG	1.88	0.74
7:A6:35:GLU:HB3	7:A6:51:GLU:HG3	1.69	0.74
35:BA:1490:A:C2'	35:BA:1491:G:H5'	2.16	0.74
11:AA:2645:G:C3'	11:AA:2646:C:H5'	2.13	0.74
35:BA:973:G:H1'	44:BJ:55:LYS:HE2	1.70	0.74
27:AT:28:VAL:HG13	27:AT:46:GLU:HA	1.69	0.74

Continued on next page...

Continued from previous page...

Atom-1	Atom-2	Interatomic distance (Å)	Clash overlap (Å)
13:AC:13:LYS:O	13:AC:28:LEU:HD11	1.87	0.74
14:AD:158:ALA:HB3	14:AD:161:THR:CG2	2.18	0.74
32:AY:49:VAL:O	32:AY:50:ARG:HB2	1.87	0.74
11:AA:27:G:H22	11:AA:512:G:H2'	1.50	0.74
21:AN:55:VAL:HG22	21:AN:56:ASN:H	1.52	0.74
35:BA:1301:U:H3'	35:BA:1302:U:H5''	1.69	0.74
33:AZ:155:LEU:N	33:AZ:155:LEU:HD23	2.03	0.74
38:BD:170:VAL:HG21	38:BD:176:LEU:HD22	1.70	0.74
17:AG:102:PHE:CE2	17:AG:106:LEU:HD22	2.23	0.74
11:AA:1047:G:H2'	11:AA:1110:G:H21	1.51	0.74
11:AA:332:A:O2'	11:AA:334:C:OP2	2.05	0.74
3:A2:65:ASN:HB3	3:A2:69:ARG:NH2	2.03	0.74
35:BA:436:C:O2'	38:BD:157:LEU:HD22	1.88	0.74
11:AA:2110:G:N2	11:AA:2178:C:H41	1.85	0.74
11:AA:633:A:H5''	23:AP:77:ARG:NH1	2.03	0.74
27:AT:50:ILE:HG23	27:AT:99:LEU:HD12	1.69	0.74
29:AV:38:LEU:O	29:AV:39:LEU:HD13	1.87	0.74
35:BA:78:G:H22	35:BA:91:C:N4	1.86	0.74
43:BI:122:ALA:HB1	43:BI:123:PRO:HD2	1.67	0.74
35:BA:991:U:H2'	35:BA:991:U:O2	1.88	0.74
11:AA:181:A:H5'	11:AA:181:A:H8	1.52	0.74
59:BZ:375:ILE:HD12	59:BZ:376:LYS:N	2.02	0.74
35:BA:1264:C:O2'	35:BA:1265:G:H5'	1.87	0.74
11:AA:2184:G:H2'	11:AA:2185:C:C1'	2.17	0.74
6:A5:4:HIS:CB	6:A5:5:PRO:HD3	2.15	0.74
11:AA:1654:A:P	25:AR:3:HIS:HB2	2.28	0.74
25:AR:2:ARG:HG2	25:AR:5:LYS:HZ1	1.50	0.74
14:AD:35:LYS:O	14:AD:37:LEU:N	2.20	0.74
43:BI:48:GLU:HB3	43:BI:101:PHE:CE2	2.22	0.74
4:A3:17:LYS:HG2	11:AA:969:U:OP1	1.88	0.74
36:BB:22:LYS:HA	36:BB:22:LYS:HE2	1.68	0.74
35:BA:134:A:H61	50:BP:25:ARG:HH12	1.34	0.74
35:BA:509:A:H5'	38:BD:54:TYR:HD2	1.52	0.74
36:BB:124:SER:OG	36:BB:125:PRO:HD2	1.88	0.74
16:AF:5:ALA:HB3	16:AF:18:ARG:O	1.87	0.74
23:AP:147:LEU:HG	23:AP:148:LEU:N	2.03	0.74
23:AP:146:VAL:O	23:AP:148:LEU:HG	1.87	0.74
21:AN:134:ARG:H	21:AN:135:PRO:HD3	1.53	0.74
27:AT:27:THR:HG23	27:AT:28:VAL:H	1.51	0.74
47:BM:19:LEU:HB3	47:BM:25:ILE:HG21	1.70	0.74
47:BM:3:ARG:HG2	47:BM:9:ILE:HG12	1.69	0.74

Continued on next page...

Continued from previous page...

Atom-1	Atom-2	Interatomic distance (Å)	Clash overlap (Å)
11:AA:958:U:H5''	24:AQ:14:ARG:CD	2.18	0.74
35:BA:1369:C:H2'	35:BA:1370:G:C8	2.23	0.74
16:AF:148:LEU:HD23	16:AF:191:ARG:NH1	2.02	0.74
1:A0:26:TYR:HE2	11:AA:857:C:H1'	1.51	0.74
11:AA:89:G:H3'	11:AA:90:U:C5'	2.18	0.74
7:A6:15:GLU:OE1	7:A6:18:ARG:NE	2.21	0.74
11:AA:2657:A:H2'	11:AA:2658:C:H5'	1.68	0.74
25:AR:96:ARG:NH2	25:AR:117:VAL:HG23	2.03	0.74
35:BA:375:U:OP1	50:BP:69:THR:HG21	1.88	0.74
18:AH:89:ILE:O	18:AH:89:ILE:HG13	1.87	0.74
27:AT:109:GLU:HG2	27:AT:112:ARG:CZ	2.18	0.74
27:AT:39:ARG:HD2	27:AT:39:ARG:H	1.53	0.74
32:AY:76:CYS:SG	32:AY:77:PRO:HD2	2.28	0.74
15:AE:4:ILE:HD11	15:AE:28:ALA:O	1.88	0.73
39:BE:33:VAL:HG12	39:BE:112:LEU:HD12	1.69	0.73
13:AC:215:THR:HB	13:AC:221:SER:HA	1.70	0.73
6:A5:2:ALA:HA	11:AA:2015:A:C1'	2.17	0.73
59:BZ:130:TYR:HB3	59:BZ:209:TYR:CE1	2.23	0.73
35:BA:1250:A:H2'	35:BA:1251:A:C8	2.22	0.73
17:AG:76:SER:HB3	17:AG:83:ARG:HB3	1.69	0.73
39:BE:147:ASP:HA	39:BE:150:ARG:HB3	1.69	0.73
11:AA:310:A:OP2	32:AY:17:SER:O	2.06	0.73
11:AA:2348:U:O2'	11:AA:2349:G:H5'	1.87	0.73
1:A0:43:THR:HG23	1:A0:43:THR:O	1.88	0.73
35:BA:979:C:H3'	35:BA:980:C:C5'	2.17	0.73
11:AA:389:G:N1	23:AP:71:VAL:HG12	2.00	0.73
36:BB:47:THR:HG22	36:BB:51:LEU:HD11	1.68	0.73
27:AT:32:TYR:CG	27:AT:81:PRO:HB2	2.23	0.73
36:BB:72:GLY:HA2	36:BB:165:VAL:HG22	1.69	0.73
46:BL:27:LEU:HD13	46:BL:28:LYS:H	1.53	0.73
14:AD:76:PRO:HG2	14:AD:98:VAL:CG2	2.18	0.73
11:AA:2461:C:H2'	11:AA:2462:U:H6	1.53	0.73
35:BA:1347:G:N2	35:BA:1373:G:H2'	2.03	0.73
7:A6:44:ARG:O	7:A6:45:LYS:HD2	1.87	0.73
35:BA:1324:A:C4'	35:BA:1362:C:H4'	2.18	0.73
11:AA:145:G:C2'	11:AA:146:G:H5''	2.17	0.73
50:BP:21:VAL:O	50:BP:33:ILE:HG12	1.89	0.73
2:A1:67:ILE:N	2:A1:68:PRO:HD2	2.04	0.73
35:BA:250:A:H4'	35:BA:251:G:O5'	1.87	0.73
11:AA:1902:C:H4'	14:AD:244:ARG:HA	1.71	0.73
35:BA:1058:G:H2'	35:BA:1059:C:C6	2.22	0.73

Continued on next page...

Continued from previous page...

Atom-1	Atom-2	Interatomic distance (Å)	Clash overlap (Å)
38:BD:3:ARG:O	38:BD:5:ILE:HG13	1.89	0.73
53:BS:61:TYR:O	53:BS:62:ILE:HB	1.87	0.73
17:AG:114:ILE:HG23	17:AG:114:ILE:O	1.89	0.73
26:AS:46:VAL:HG12	26:AS:47:THR:H	1.53	0.73
35:BA:633:G:H5'	35:BA:634:C:OP1	1.87	0.73
35:BA:1411:C:O2	35:BA:1490:A:H2	1.71	0.73
59:BZ:215:ARG:HG2	59:BZ:216:ASP:H	1.53	0.73
37:BC:15:THR:HG21	37:BC:181:ASN:HA	1.71	0.73
43:BI:40:LEU:HD11	43:BI:70:LYS:HG2	1.71	0.73
15:AE:34:VAL:HG13	15:AE:48:GLN:HG2	1.68	0.73
17:AG:56:ALA:HB2	17:AG:153:ARG:HH21	1.53	0.73
27:AT:28:VAL:CG2	27:AT:46:GLU:HA	2.18	0.73
22:AO:86:ILE:HG22	22:AO:94:ARG:HG3	1.70	0.73
27:AT:33:LYS:HZ1	27:AT:43:GLN:HE21	1.36	0.73
11:AA:71:A:H5'	11:AA:71:A:H8	1.52	0.73
11:AA:2461:C:H2'	11:AA:2462:U:C6	2.24	0.73
11:AA:2036:C:H5'	11:AA:2036:C:H6	1.54	0.73
34:B2:17:LEU:HD22	34:B2:17:LEU:N	2.04	0.73
21:AN:10:GLU:CD	21:AN:11:PRO:HD2	2.08	0.73
22:AO:4:PRO:O	22:AO:5:GLN:HB2	1.87	0.73
2:A1:29:GLY:O	2:A1:30:VAL:HG22	1.88	0.73
59:BZ:101:GLY:HA3	59:BZ:210:ILE:CD1	2.14	0.73
6:A5:40:LYS:HZ3	6:A5:46:CYS:H	1.34	0.73
27:AT:89:VAL:HB	27:AT:91:ARG:HE	1.53	0.73
29:AV:39:LEU:O	29:AV:40:LEU:HB2	1.88	0.73
12:AB:17:C:H42	12:AB:68:C:H42	1.36	0.73
35:BA:1452:C:H5'	35:BA:1456:G:N3	2.04	0.73
35:BA:508:C:P	38:BD:209:ARG:HH12	2.11	0.73
51:BQ:26:GLN:HE21	51:BQ:37:LYS:HE2	1.54	0.73
40:BF:3:ARG:HH12	40:BF:66:GLU:HB2	1.54	0.73
35:BA:1270:C:O2'	35:BA:1271:G:H5'	1.89	0.73
38:BD:155:LEU:HB2	38:BD:158:ILE:HG12	1.71	0.73
34:B2:39:VAL:CG1	34:B2:60:ILE:HG13	2.19	0.73
23:AP:30:THR:CG2	23:AP:31:ALA:N	2.52	0.73
11:AA:886:C:O2'	11:AA:887:A:H4'	1.88	0.73
3:A2:46:GLN:OE1	11:AA:95:G:H4'	1.89	0.73
35:BA:1346:A:N1	35:BA:1374:A:H5''	2.02	0.73
43:BI:47:LEU:HD12	43:BI:47:LEU:N	2.04	0.73
11:AA:2291:U:H3	11:AA:2341:G:H1	1.34	0.73
9:A8:29:LYS:HG2	9:A8:44:LYS:HG2	1.69	0.73
13:AC:187:ASP:HA	13:AC:190:ARG:NH1	2.04	0.73

Continued on next page...

Continued from previous page...

Atom-1	Atom-2	Interatomic distance (Å)	Clash overlap (Å)
38:BD:13:ARG:HD2	38:BD:38:TYR:O	1.89	0.73
33:AZ:126:VAL:HG12	33:AZ:163:LEU:CB	2.17	0.73
16:AF:125:LEU:H	16:AF:125:LEU:HD23	1.54	0.73
44:BJ:49:VAL:O	44:BJ:60:ARG:HB3	1.89	0.73
43:BI:53:VAL:HG11	43:BI:92:TYR:CE2	2.24	0.73
27:AT:50:ILE:HA	27:AT:99:LEU:CD1	2.19	0.73
17:AG:71:THR:HB	17:AG:89:GLY:C	2.08	0.73
54:BT:10:LEU:HD12	54:BT:11:SER:H	1.50	0.73
46:BL:55:VAL:HG21	46:BL:67:THR:HG22	1.70	0.73
17:AG:124:SER:HB3	17:AG:131:TYR:CE1	2.24	0.73
17:AG:161:THR:OG1	17:AG:163:ALA:HB2	1.88	0.73
23:AP:99:LEU:HD12	23:AP:102:ARG:NH2	2.04	0.73
11:AA:84:A:H5'	32:AY:9:LYS:HD2	1.71	0.73
6:A5:44:THR:HG21	25:AR:101:ALA:CB	2.13	0.72
32:AY:86:ARG:HD2	32:AY:88:LYS:HD2	1.71	0.72
11:AA:2312:U:H4'	17:AG:71:THR:HG21	1.70	0.72
59:BZ:239:THR:HG22	59:BZ:287:GLY:HA2	1.70	0.72
11:AA:761:A:O5'	11:AA:761:A:C8	2.42	0.72
15:AE:167:VAL:HG22	15:AE:170:LEU:HD11	1.68	0.72
40:BF:91:VAL:HG11	52:BR:72:ARG:NH1	2.04	0.72
11:AA:1884:A:H2'	11:AA:1885:A:H5''	1.68	0.72
22:AO:71:ARG:HG3	22:AO:71:ARG:HH11	1.54	0.72
1:A0:20:ARG:HD3	11:AA:2356:C:O3'	1.89	0.72
7:A6:15:GLU:OE1	7:A6:18:ARG:CZ	2.37	0.72
27:AT:19:LEU:HD22	27:AT:85:LYS:HD3	1.71	0.72
27:AT:28:VAL:HG21	27:AT:46:GLU:OE2	1.89	0.72
28:AU:92:ARG:NH2	29:AV:10:LYS:HA	2.03	0.72
11:AA:2779:U:H1'	11:AA:2781:A:C5	2.24	0.72
11:AA:197:A:H5'	11:AA:197:A:H8	1.54	0.72
16:AF:154:VAL:HG22	16:AF:191:ARG:HB3	1.71	0.72
56:BV:22:A:H61	56:BV:47:G:H2'	1.53	0.72
37:BC:86:VAL:O	37:BC:89:GLU:HB3	1.90	0.72
49:BO:82:ILE:HG12	49:BO:87:ILE:HB	1.71	0.72
11:AA:848:G:H2'	11:AA:849:A:C8	2.24	0.72
11:AA:31:C:H2'	11:AA:32:C:C5'	2.08	0.72
13:AC:138:PRO:HD3	56:BW:57:C:C5	2.23	0.72
13:AC:54:SER:HB2	56:BW:63:C:C5'	2.18	0.72
11:AA:1141:U:H2'	21:AN:63:THR:CG2	2.19	0.72
21:AN:25:ARG:HG2	21:AN:25:ARG:HH11	1.54	0.72
41:BG:113:GLU:HB2	41:BG:119:ARG:HG2	1.70	0.72
32:AY:86:ARG:NH2	32:AY:95:LYS:HZ3	1.87	0.72

Continued on next page...

Continued from previous page...

Atom-1	Atom-2	Interatomic distance (Å)	Clash overlap (Å)
44:BJ:4:ILE:CB	44:BJ:74:ILE:HD11	2.13	0.72
11:AA:1803:A:O3'	14:AD:259:THR:CG2	2.35	0.72
13:AC:138:PRO:HD3	56:BW:57:C:C6	2.24	0.72
9:A8:33:ASN:CG	9:A8:34:TRP:H	1.92	0.72
11:AA:1141:U:H2'	21:AN:63:THR:HG21	1.71	0.72
1:A0:56:ASP:O	1:A0:57:PHE:HB2	1.88	0.72
28:AU:90:VAL:HG21	29:AV:47:VAL:HG23	1.72	0.72
48:BN:4:LYS:HD2	48:BN:7:ILE:HD11	1.72	0.72
16:AF:8:GLN:HB3	16:AF:126:VAL:HA	1.72	0.72
51:BQ:86:GLU:O	51:BQ:90:ILE:HG12	1.89	0.72
20:AK:80:UNK:C	20:AK:82:UNK:H	2.02	0.72
11:AA:272(H):C:C2'	11:AA:272(I):U:H5''	2.20	0.72
28:AU:3:ARG:NH1	28:AU:5:LYS:HB3	2.03	0.72
15:AE:7:VAL:HG12	15:AE:51:PHE:HE2	1.55	0.72
11:AA:1543:C:H3'	11:AA:1544:A:H5''	1.70	0.72
53:BS:58:VAL:HG11	53:BS:75:ALA:CB	2.20	0.72
11:AA:654(O):G:H2'	11:AA:654(P):C:C6	2.25	0.72
36:BB:18:GLY:HA3	36:BB:41:ILE:HA	1.69	0.72
46:BL:33:ARG:HG2	46:BL:60:LEU:HD12	1.72	0.72
26:AS:42:ASP:O	26:AS:43:GLU:HB3	1.89	0.72
11:AA:2245:U:H5'	11:AA:2246:G:H5'	1.72	0.72
14:AD:131:LEU:HB2	14:AD:136:ILE:HD11	1.72	0.72
36:BB:95:GLN:HG3	36:BB:147:LYS:O	1.89	0.72
35:BA:677:U:H3	35:BA:713:G:H22	1.37	0.72
44:BJ:48:THR:HG23	44:BJ:62:HIS:ND1	2.04	0.72
23:AP:23:PRO:O	23:AP:33:ARG:HD2	1.89	0.72
28:AU:108:GLU:O	28:AU:112:ARG:HG2	1.89	0.72
27:AT:42:ILE:HD13	27:AT:83:ILE:HD11	1.72	0.72
36:BB:18:GLY:HA2	36:BB:42:ILE:HG22	1.70	0.72
29:AV:79:VAL:O	29:AV:80:GLN:HB2	1.89	0.72
11:AA:848:G:H5'	11:AA:848:G:H8	1.54	0.72
33:AZ:108:PRO:HA	33:AZ:141:VAL:CG1	2.20	0.72
11:AA:1192:G:O2'	11:AA:1193:G:H5'	1.89	0.72
11:AA:1367:A:H2'	11:AA:1368:G:H5'	1.69	0.72
11:AA:2110:G:H22	11:AA:2178:C:H41	1.36	0.72
35:BA:975:A:H8	35:BA:975:A:H5'	1.53	0.72
34:B2:24:ILE:HD12	34:B2:24:ILE:N	2.05	0.72
48:BN:19:ARG:O	48:BN:20:ALA:O	2.07	0.72
22:AO:104:ARG:NE	27:AT:33:LYS:HE3	2.04	0.72
35:BA:240:C:H2'	35:BA:241:C:C6	2.24	0.72
35:BA:512:U:H2'	35:BA:513:C:C6	2.24	0.72

Continued on next page...

Continued from previous page...

Atom-1	Atom-2	Interatomic distance (Å)	Clash overlap (Å)
6:A5:43:HIS:HD1	11:AA:2816:C:C4'	2.03	0.72
30:AW:12:ILE:HB	30:AW:42:ARG:HH12	1.55	0.72
6:A5:40:LYS:NZ	6:A5:46:CYS:H	1.87	0.72
56:BW:55:U:H3'	56:BW:56:U:C5'	2.19	0.72
58:BY:65:G:H1	58:BY:75:C:N4	1.81	0.72
11:AA:654(L):G:H2'	11:AA:654(M):C:H4'	1.71	0.72
12:AB:56:G:H4'	12:AB:57:A:O5'	1.89	0.72
11:AA:1494:A:H3'	11:AA:1494:A:N3	2.05	0.72
32:AY:39:VAL:HG12	32:AY:40:GLU:H	1.53	0.72
1:A0:23:VAL:HG22	1:A0:38:VAL:HG22	1.72	0.72
16:AF:3:GLU:O	16:AF:24:LEU:HG	1.90	0.72
27:AT:61:PHE:HE1	27:AT:76:PHE:HB2	1.52	0.72
26:AS:15:ARG:O	26:AS:18:ILE:HG13	1.88	0.72
28:AU:92:ARG:NH2	29:AV:11:GLN:H	1.88	0.72
1:A0:70:GLN:HE21	1:A0:80:HIS:HE2	1.34	0.72
59:BZ:222:LEU:HG	59:BZ:303:VAL:HG11	1.70	0.72
54:BT:89:ARG:HD2	54:BT:104:LEU:HD11	1.70	0.72
8:A7:11:LYS:HE2	11:AA:686:G:H5''	1.72	0.72
7:A6:16:CYS:SG	7:A6:48:VAL:HG22	2.29	0.72
11:AA:2833:G:H3'	11:AA:2834:G:H5'	1.70	0.72
27:AT:13:ARG:NE	27:AT:13:ARG:HA	2.05	0.72
13:AC:213:TYR:OH	13:AC:223:ARG:HD2	1.90	0.71
16:AF:22:ALA:HB1	16:AF:26:ALA:CB	2.18	0.71
58:BY:54:C:O2'	58:BY:55:U:H5'	1.90	0.71
11:AA:336:C:H5''	32:AY:7:VAL:HG11	1.71	0.71
47:BM:93:ARG:N	47:BM:93:ARG:HD2	2.03	0.71
38:BD:145:GLU:CG	38:BD:184:LYS:HG2	2.19	0.71
11:AA:1301:A:H4'	11:AA:1302:A:OP2	1.88	0.71
51:BQ:76:LEU:HD12	51:BQ:77:VAL:H	1.55	0.71
11:AA:1187:G:H5''	29:AV:81:TYR:CE2	2.25	0.71
38:BD:19:LEU:O	38:BD:26:CYS:SG	2.47	0.71
14:AD:43:ARG:NH1	14:AD:44:ASN:ND2	2.29	0.71
34:B2:85:GLU:O	34:B2:89:LEU:HD23	1.90	0.71
32:AY:69:ALA:O	32:AY:72:VAL:HG22	1.89	0.71
13:AC:45:ALA:HB2	13:AC:212:VAL:HA	1.72	0.71
48:BN:22:THR:HB	48:BN:33:VAL:HG21	1.72	0.71
13:AC:175:VAL:HG12	13:AC:188:ASN:HB3	1.72	0.71
48:BN:3:ARG:HG2	48:BN:3:ARG:O	1.90	0.71
51:BQ:59:ILE:CG2	51:BQ:71:PHE:HB3	2.20	0.71
44:BJ:63:PHE:N	44:BJ:63:PHE:CD1	2.58	0.71
35:BA:1316:G:H4'	48:BN:18:VAL:HG13	1.72	0.71

Continued on next page...

Continued from previous page...

Atom-1	Atom-2	Interatomic distance (Å)	Clash overlap (Å)
15:AE:103:ASP:OD2	15:AE:168:MET:HE2	1.89	0.71
35:BA:1203:C:H2'	35:BA:1204:A:C8	2.25	0.71
11:AA:1053:C:H2'	11:AA:1054:A:C8	2.25	0.71
45:BK:32:ILE:HD12	45:BK:72:ALA:HB2	1.72	0.71
46:BL:113:ARG:HB3	46:BL:122:THR:HG21	1.72	0.71
58:BY:82:C:H2'	58:BY:83:U:H6	1.53	0.71
11:AA:2379:G:H2'	11:AA:2380:C:C6	2.25	0.71
32:AY:7:VAL:CB	32:AY:8:LYS:HD2	2.19	0.71
27:AT:42:ILE:CD1	27:AT:83:ILE:HD11	2.20	0.71
56:BV:73:A:H2'	56:BV:74:A:C5'	2.20	0.71
11:AA:2512:C:H4'	15:AE:122:PHE:CE2	2.25	0.71
27:AT:23:ARG:O	27:AT:25:GLY:N	2.22	0.71
16:AF:25:PRO:HB3	16:AF:119:ARG:HB2	1.72	0.71
34:B2:24:ILE:HB	34:B2:26:LEU:CD2	2.20	0.71
13:AC:87:GLU:HG2	13:AC:94:VAL:HG21	1.71	0.71
11:AA:2305:A:H61	17:AG:43:LEU:HD13	1.55	0.71
48:BN:12:ARG:C	48:BN:14:PRO:HD2	2.11	0.71
21:AN:73:THR:HG23	21:AN:82:LEU:CD1	2.21	0.71
54:BT:72:LEU:CD1	54:BT:80:ARG:HE	2.03	0.71
30:AW:4:LYS:HD3	30:AW:6:ILE:HD11	1.70	0.71
14:AD:210:GLY:O	14:AD:211:ARG:HB3	1.90	0.71
38:BD:120:LEU:O	38:BD:126:ILE:HD13	1.91	0.71
11:AA:2189:U:H2'	11:AA:2190:G:O4'	1.91	0.71
44:BJ:23:ILE:O	44:BJ:23:ILE:HG22	1.90	0.71
59:BZ:215:ARG:HB3	59:BZ:215:ARG:NH1	2.04	0.71
32:AY:8:LYS:N	32:AY:8:LYS:HD2	2.04	0.71
44:BJ:6:ILE:CG1	44:BJ:72:VAL:HB	2.21	0.71
32:AY:50:ARG:HG3	32:AY:56:PRO:O	1.89	0.71
47:BM:120:LYS:HE3	47:BM:121:LYS:H	1.56	0.71
44:BJ:30:SER:HB2	44:BJ:84:GLN:NE2	2.04	0.71
39:BE:147:ASP:HA	39:BE:150:ARG:HH11	1.54	0.71
34:B2:17:LEU:HD22	34:B2:17:LEU:H	1.55	0.71
27:AT:129:ARG:CZ	27:AT:131:ALA:HB3	2.21	0.71
54:BT:86:ARG:O	54:BT:90:GLN:HG2	1.89	0.71
38:BD:107:ARG:HH21	38:BD:194:LEU:HD12	1.56	0.71
23:AP:58:THR:C	23:AP:61:ARG:HE	1.93	0.71
35:BA:1003:G:H2'	35:BA:1004:A:C4'	2.17	0.71
36:BB:114:ARG:O	36:BB:118:LEU:HG	1.89	0.71
43:BI:83:ARG:O	43:BI:86:VAL:HG12	1.89	0.71
38:BD:36:ARG:HA	38:BD:38:TYR:CE1	2.26	0.71
32:AY:86:ARG:HH21	32:AY:95:LYS:HZ3	1.38	0.71

Continued on next page...

Continued from previous page...

Atom-1	Atom-2	Interatomic distance (Å)	Clash overlap (Å)
59:BZ:215:ARG:HH11	59:BZ:215:ARG:HB3	1.55	0.71
32:AY:10:GLY:CA	32:AY:27:VAL:HG13	2.20	0.71
11:AA:2314:C:O2'	11:AA:2315:G:H5'	1.90	0.71
13:AC:185:LEU:O	13:AC:189:ILE:HG13	1.89	0.71
32:AY:46:LYS:H	32:AY:62:GLU:HG2	1.54	0.71
9:A8:52:LYS:N	9:A8:53:PRO:HD2	2.05	0.71
37:BC:76:VAL:HG23	37:BC:77:ILE:HG13	1.73	0.71
59:BZ:27:LEU:O	59:BZ:30:ALA:HB3	1.91	0.71
43:BI:52:ALA:HB1	43:BI:95:LYS:HB2	1.73	0.71
34:B2:46:ALA:HB2	34:B2:55:LEU:CD1	2.21	0.71
27:AT:91:ARG:HA	27:AT:117:ASP:N	2.03	0.71
15:AE:55:ASN:ND2	15:AE:58:ARG:HH11	1.88	0.71
13:AC:68:LEU:O	13:AC:177:LYS:HG2	1.90	0.71
9:A8:33:ASN:HD22	11:AA:2419:U:H5''	1.56	0.71
58:BY:73:U:H5''	58:BY:74:C:H5	1.56	0.71
33:AZ:146:ILE:HA	33:AZ:174:VAL:HG12	1.71	0.71
11:AA:744:G:OP2	15:AE:132:HIS:HB3	1.91	0.71
3:A2:11:GLU:C	3:A2:13:ALA:H	1.94	0.71
7:A6:19:ARG:CG	7:A6:20:ASN:H	2.03	0.71
23:AP:46:LYS:HB3	23:AP:52:GLU:HG2	1.73	0.71
15:AE:201:THR:OG1	15:AE:202:LYS:N	2.24	0.71
28:AU:90:VAL:HG21	29:AV:47:VAL:CG2	2.21	0.71
35:BA:1189:C:H5''	37:BC:5:ILE:HG21	1.73	0.71
11:AA:2219:G:C2'	11:AA:2220:G:H5'	2.21	0.71
17:AG:131:TYR:HB3	17:AG:159:VAL:CG1	2.20	0.71
28:AU:13:LYS:N	28:AU:13:LYS:HD3	2.05	0.71
17:AG:167:GLU:CD	17:AG:167:GLU:H	1.93	0.71
35:BA:1054:C:H6	35:BA:1196:U:N3	1.88	0.70
27:AT:91:ARG:O	27:AT:117:ASP:HB2	1.90	0.70
11:AA:888:C:C5'	47:BM:93:ARG:HG3	2.21	0.70
14:AD:161:THR:O	14:AD:196:VAL:HG23	1.91	0.70
31:AX:12:VAL:CB	31:AX:17:ALA:HB1	2.20	0.70
17:AG:9:ARG:NH1	17:AG:9:ARG:HB3	2.06	0.70
37:BC:64:VAL:HB	37:BC:99:VAL:HA	1.72	0.70
27:AT:39:ARG:CD	27:AT:39:ARG:H	2.04	0.70
11:AA:686:G:N2	11:AA:788:A:H61	1.89	0.70
5:A4:14:ILE:HG13	5:A4:31:ILE:HB	1.72	0.70
35:BA:405:U:H3'	35:BA:406:G:H5'	1.71	0.70
35:BA:882:C:O2'	35:BA:883:C:H5'	1.91	0.70
11:AA:1174:A:OP1	11:AA:1175:U:H5''	1.90	0.70
34:B2:52:GLU:HB2	34:B2:54:TYR:HE1	1.55	0.70

Continued on next page...

Continued from previous page...

Atom-1	Atom-2	Interatomic distance (Å)	Clash overlap (Å)
40:BF:97:PHE:O	52:BR:31:LEU:HD23	1.91	0.70
24:AQ:133:ARG:HG2	24:AQ:134:ARG:N	2.06	0.70
13:AC:40:THR:HG22	13:AC:41:VAL:N	2.03	0.70
35:BA:539:A:H2'	35:BA:540:G:C8	2.24	0.70
13:AC:100:ILE:HG23	13:AC:127:MET:HG3	1.74	0.70
35:BA:1498:U:H4'	35:BA:1519:A:C2	2.26	0.70
29:AV:31:ALA:O	29:AV:60:GLU:HG3	1.91	0.70
11:AA:1603:A:H5'	11:AA:1603:A:H8	1.55	0.70
59:BZ:315:LYS:HD3	59:BZ:354:ARG:NH1	2.06	0.70
11:AA:655:A:C4'	11:AA:656:G:H5'	2.14	0.70
35:BA:1059:C:H2'	35:BA:1060:C:H6	1.56	0.70
11:AA:2184:G:H2'	11:AA:2185:C:H1'	1.71	0.70
16:AF:6:VAL:HG12	16:AF:7:TYR:N	2.02	0.70
28:AU:95:LEU:HD11	29:AV:11:GLN:O	1.91	0.70
36:BB:114:ARG:NH1	36:BB:118:LEU:HD21	2.05	0.70
50:BP:39:TYR:CZ	50:BP:41:PRO:HA	2.26	0.70
11:AA:142:A:H8	11:AA:1595:G:H21	1.38	0.70
22:AO:104:ARG:CZ	27:AT:33:LYS:HE3	2.21	0.70
27:AT:109:GLU:HG2	27:AT:112:ARG:NH2	2.06	0.70
49:BO:82:ILE:HD13	49:BO:82:ILE:C	2.11	0.70
6:A5:29:THR:HG21	11:AA:2815:C:H5'	1.73	0.70
59:BZ:327:GLU:CB	62:BZ:1002:KIR:H121	2.20	0.70
47:BM:88:ARG:HG3	47:BM:98:VAL:CG1	2.21	0.70
44:BJ:32:ALA:HB1	44:BJ:75:ILE:HG13	1.73	0.70
11:AA:914:C:H2'	11:AA:915:C:H5'	1.74	0.70
59:BZ:354:ARG:HB2	59:BZ:371:THR:HB	1.72	0.70
36:BB:118:LEU:HB2	36:BB:142:LEU:HD12	1.74	0.70
22:AO:104:ARG:HH21	27:AT:33:LYS:HE3	1.56	0.70
34:B2:130:ARG:HG3	34:B2:131:GLU:H	1.55	0.70
11:AA:1223:G:H5'	11:AA:1223:G:H8	1.56	0.70
21:AN:58:ASP:C	21:AN:60:ILE:H	1.93	0.70
39:BE:20:GLN:O	39:BE:22:GLY:N	2.24	0.70
35:BA:1030:C:H2'	35:BA:1030(A):G:H5'	1.71	0.70
11:AA:2179:C:H5''	11:AA:2180:U:OP1	1.90	0.70
50:BP:8:ARG:HG2	50:BP:8:ARG:HH11	1.55	0.70
59:BZ:323:LEU:CD1	59:BZ:323:LEU:H	2.05	0.70
1:A0:7:LEU:CD2	24:AQ:85:LYS:HG3	2.20	0.70
27:AT:27:THR:HA	27:AT:87:ASP:HB2	1.73	0.70
13:AC:47:LEU:HD11	13:AC:171:ILE:HG22	1.73	0.70
11:AA:2287:A:N6	11:AA:2344:U:H3	1.86	0.70
9:A8:30:ARG:O	9:A8:31:HIS:HB3	1.90	0.70

Continued on next page...

Continued from previous page...

Atom-1	Atom-2	Interatomic distance (Å)	Clash overlap (Å)
5:A4:34:GLU:HG3	47:BM:57:ARG:CZ	2.22	0.70
25:AR:100:LEU:HD22	25:AR:112:ALA:HA	1.73	0.70
35:BA:562:C:N4	35:BA:884:U:H2'	2.06	0.70
39:BE:87:SER:HB3	39:BE:131:ILE:HD13	1.73	0.70
27:AT:3:ARG:HH11	27:AT:6:LEU:HD13	1.56	0.70
41:BG:20:ASP:HB3	41:BG:23:VAL:HG23	1.74	0.70
35:BA:547:A:H4'	35:BA:548:G:O5'	1.91	0.70
21:AN:40:PRO:HB3	28:AU:68:ALA:HB2	1.73	0.70
11:AA:1332:G:N2	11:AA:1609:A:O2'	2.24	0.70
50:BP:40:ASP:HB3	50:BP:48:TRP:HB2	1.74	0.70
11:AA:1286:A:H2'	11:AA:1288:U:OP1	1.90	0.70
12:AB:40:U:H3'	12:AB:41:U:H5''	1.72	0.70
18:AH:52:VAL:HB	18:AH:69:ARG:CD	2.14	0.70
11:AA:1064:C:H2'	11:AA:1065:U:H5''	1.71	0.70
16:AF:9:ILE:HA	16:AF:13:SER:O	1.92	0.70
17:AG:112:PRO:C	17:AG:114:ILE:H	1.95	0.70
11:AA:622:G:O2'	11:AA:623:G:H5'	1.92	0.70
39:BE:120:THR:CG2	39:BE:121:LYS:N	2.54	0.70
11:AA:2146:C:H4'	11:AA:2147:G:C5	2.27	0.70
35:BA:64:G:H4'	35:BA:65:U:H5''	1.74	0.70
21:AN:65:LYS:NZ	21:AN:65:LYS:HB3	2.07	0.70
35:BA:982:U:H4'	35:BA:983:A:O5'	1.92	0.70
35:BA:973:G:O3'	48:BN:41:ARG:NH1	2.24	0.70
34:B2:59:TYR:HB2	34:B2:74:ARG:HH11	1.56	0.70
38:BD:4:TYR:O	38:BD:5:ILE:HB	1.91	0.70
11:AA:1598:C:H5'	31:AX:36:LYS:HG3	1.73	0.70
35:BA:1321:C:H3'	35:BA:1322:C:H5''	1.74	0.70
11:AA:1012:U:O4	21:AN:28:THR:HG21	1.91	0.70
4:A3:13:ILE:HG22	4:A3:13:ILE:O	1.91	0.70
35:BA:407:G:H2'	35:BA:408:A:H8	1.57	0.70
16:AF:157:VAL:CG2	16:AF:194:MET:HG2	2.22	0.70
11:AA:2298:A:H2'	11:AA:2299:G:O4'	1.91	0.70
43:BI:10:ARG:CD	43:BI:75:ASP:HB3	2.22	0.70
26:AS:30:ARG:HD3	26:AS:97:ARG:HG2	1.73	0.70
35:BA:1280:A:O4'	44:BJ:41:PRO:HG3	1.92	0.70
26:AS:56:LEU:O	26:AS:56:LEU:HD23	1.92	0.70
29:AV:19:LYS:NZ	29:AV:20:LEU:H	1.89	0.70
32:AY:39:VAL:HG12	32:AY:40:GLU:N	2.06	0.70
14:AD:13:ARG:NH1	14:AD:16:MET:SD	2.65	0.70
13:AC:100:ILE:O	13:AC:104:LEU:HD23	1.92	0.70
11:AA:614(A):U:H4'	11:AA:614(B):G:H5''	1.74	0.70

Continued on next page...

Continued from previous page...

Atom-1	Atom-2	Interatomic distance (Å)	Clash overlap (Å)
35:BA:1356:G:H2'	35:BA:1357:A:C8	2.26	0.70
16:AF:3:GLU:O	16:AF:19:GLU:HG3	1.91	0.70
27:AT:50:ILE:HG23	27:AT:99:LEU:O	1.91	0.70
27:AT:50:ILE:HD11	27:AT:64:ARG:CB	2.22	0.70
17:AG:39:ILE:CD1	17:AG:60:LEU:HD11	2.21	0.70
25:AR:4:LEU:HD12	25:AR:6:SER:O	1.90	0.70
9:A8:51:ALA:N	9:A8:53:PRO:HD2	2.07	0.70
11:AA:1047:G:N2	11:AA:1110:G:H2'	2.07	0.70
3:A2:35:LEU:CD1	3:A2:50:ILE:HG13	2.21	0.70
36:BB:61:LEU:O	36:BB:64:ARG:HG2	1.92	0.70
45:BK:59:TYR:CE2	45:BK:63:LEU:HD11	2.27	0.70
39:BE:34:VAL:HG12	39:BE:62:ALA:HB1	1.74	0.70
11:AA:649:G:H2'	11:AA:650:C:C6	2.27	0.70
32:AY:79:CYS:SG	32:AY:80:GLY:N	2.65	0.70
25:AR:2:ARG:HG3	25:AR:2:ARG:NH1	2.07	0.69
27:AT:60:THR:HG22	27:AT:77:PRO:HA	1.74	0.69
11:AA:1131:G:H21	21:AN:73:THR:HG21	1.57	0.69
17:AG:9:ARG:HH11	17:AG:9:ARG:HB3	1.57	0.69
24:AQ:55:VAL:HG22	24:AQ:56:ARG:N	2.06	0.69
12:AB:24:G:H4'	12:AB:25:A:C8	2.26	0.69
12:AB:34:U:H2'	12:AB:44:G:O6	1.92	0.69
56:BW:60:A:H2'	56:BW:61:U:H5'	1.74	0.69
43:BI:26:VAL:HG13	43:BI:61:ALA:HB3	1.72	0.69
35:BA:542:G:O2'	35:BA:543:C:H5'	1.91	0.69
35:BA:436:C:H4'	38:BD:157:LEU:CD1	2.22	0.69
43:BI:53:VAL:HG13	43:BI:95:LYS:CE	2.18	0.69
21:AN:70:LYS:HD3	21:AN:87:LEU:CD2	2.22	0.69
16:AF:168:ARG:HG3	16:AF:175:THR:CG2	2.19	0.69
28:AU:8:VAL:CG2	28:AU:11:ARG:HH21	2.03	0.69
35:BA:1282:C:O2'	35:BA:1283:G:H5'	1.92	0.69
22:AO:107:ARG:HH12	27:AT:35:LYS:HB2	1.56	0.69
46:BL:20:LYS:HD3	46:BL:20:LYS:H	1.54	0.69
34:B2:95:GLN:CA	34:B2:95:GLN:HE21	2.05	0.69
37:BC:114:PRO:O	37:BC:118:GLN:HG3	1.92	0.69
35:BA:377:G:OP2	50:BP:3:LYS:HD3	1.91	0.69
49:BO:87:ILE:HG22	49:BO:88:ARG:N	2.08	0.69
42:BH:116:LYS:HD2	42:BH:129:VAL:HG11	1.74	0.69
36:BB:98:LEU:O	36:BB:101:MET:HG3	1.91	0.69
5:A4:43:TYR:OH	5:A4:46:GLN:HB2	1.91	0.69
35:BA:722:A:H2'	35:BA:722:A:N3	2.07	0.69
17:AG:38:VAL:HG13	17:AG:93:THR:HA	1.73	0.69

Continued on next page...

Continued from previous page...

Atom-1	Atom-2	Interatomic distance (Å)	Clash overlap (Å)
35:BA:1258:G:O2'	35:BA:1259:C:H5'	1.92	0.69
9:A8:24:ALA:O	9:A8:46:ARG:HA	1.91	0.69
32:AY:7:VAL:HG11	32:AY:8:LYS:HZ2	1.57	0.69
35:BA:332:G:OP2	54:BT:10:LEU:HD23	1.92	0.69
50:BP:39:TYR:OH	50:BP:41:PRO:HA	1.91	0.69
11:AA:621:A:H2'	11:AA:622:G:H5'	1.74	0.69
36:BB:21:ARG:HB3	36:BB:39:ILE:HG23	1.73	0.69
4:A3:29:ARG:HH11	4:A3:29:ARG:HG3	1.57	0.69
16:AF:64:ILE:HG12	16:AF:65:TRP:CD1	2.27	0.69
46:BL:24:VAL:O	46:BL:24:VAL:HG12	1.92	0.69
59:BZ:68:VAL:HG23	59:BZ:79:HIS:HB3	1.72	0.69
36:BB:7:VAL:HG13	36:BB:11:LEU:HD12	1.74	0.69
3:A2:64:LEU:HD23	3:A2:64:LEU:O	1.91	0.69
11:AA:1065:U:O2'	11:AA:1066:U:H5''	1.92	0.69
11:AA:2491:U:C5'	11:AA:2570:G:H5''	2.21	0.69
11:AA:2472:G:H5'	11:AA:2473:U:C5'	2.22	0.69
14:AD:101:GLU:OE2	14:AD:103:ARG:HD3	1.90	0.69
15:AE:69:LYS:C	15:AE:71:GLY:H	1.96	0.69
27:AT:32:TYR:CD2	27:AT:81:PRO:HB2	2.27	0.69
11:AA:2884:U:H2'	11:AA:2885:C:H5'	1.74	0.69
35:BA:189(H):G:O2'	35:BA:189(I):G:H8	1.73	0.69
2:A1:41:ARG:HH22	11:AA:1365:A:H5''	1.57	0.69
11:AA:32:C:H5'	11:AA:32:C:H6	1.56	0.69
16:AF:28:ILE:HG21	16:AF:116:ASP:HB2	1.74	0.69
25:AR:48:VAL:O	25:AR:52:ILE:HG12	1.91	0.69
11:AA:2506:U:H5'	11:AA:2506:U:H6	1.58	0.69
35:BA:723:U:O2'	35:BA:724:G:H5'	1.92	0.69
23:AP:101:VAL:CG1	23:AP:106:LEU:HD23	2.21	0.69
32:AY:8:LYS:HB2	32:AY:28:LYS:NZ	2.08	0.69
11:AA:2807:G:H3'	11:AA:2808:U:H5''	1.73	0.69
35:BA:1256:A:H2	35:BA:1277:C:C4	2.11	0.69
48:BN:27:CYS:SG	48:BN:29:ARG:HB2	2.33	0.69
11:AA:1049:C:O2	11:AA:1113:U:H4'	1.93	0.69
39:BE:51:VAL:HB	39:BE:52:PRO:HD3	1.73	0.69
11:AA:1665:A:C2'	11:AA:1666:G:H5'	2.22	0.69
11:AA:2206:G:N2	11:AA:2207:G:H5'	2.07	0.69
25:AR:28:LEU:HD23	25:AR:28:LEU:C	2.13	0.69
11:AA:197:A:C8	11:AA:197:A:H5'	2.27	0.69
11:AA:2632:A:N3	15:AE:61:ARG:NH1	2.41	0.69
39:BE:12:LEU:CD1	39:BE:31:LEU:HB3	2.22	0.69
14:AD:181:GLU:HA	14:AD:272:ALA:O	1.92	0.69

Continued on next page...

Continued from previous page...

Atom-1	Atom-2	Interatomic distance (Å)	Clash overlap (Å)
11:AA:2691:C:H6	11:AA:2691:C:H5'	1.58	0.69
35:BA:1097:C:O2'	35:BA:1098:C:H5'	1.91	0.69
11:AA:1914:A:H2'	11:AA:1915:U:C5'	2.19	0.69
23:AP:84:ASN:HA	23:AP:115:LEU:O	1.93	0.69
13:AC:138:PRO:CD	56:BW:57:C:C6	2.75	0.69
17:AG:151:ALA:HB3	17:AG:153:ARG:NH1	2.07	0.69
41:BG:65:ALA:HB1	41:BG:127:ALA:HB3	1.75	0.69
9:A8:30:ARG:HA	9:A8:30:ARG:NE	2.06	0.69
11:AA:1019:U:O2'	11:AA:1021:A:H2	1.70	0.69
9:A8:15:LYS:CD	23:AP:65:ARG:HH12	2.05	0.69
22:AO:87:ILE:CG2	22:AO:91:LEU:HA	2.23	0.69
29:AV:19:LYS:HZ3	29:AV:20:LEU:H	1.40	0.69
34:B2:139:ARG:HG3	34:B2:140:ALA:H	1.56	0.69
11:AA:1062:G:N2	11:AA:1063:G:H1'	2.08	0.69
27:AT:10:VAL:O	27:AT:13:ARG:HG2	1.92	0.69
51:BQ:59:ILE:HG22	51:BQ:71:PHE:CD1	2.27	0.69
35:BA:664:G:H22	35:BA:741:G:H1	1.40	0.69
42:BH:120:THR:OG1	42:BH:123:GLU:HG3	1.92	0.69
42:BH:7:ALA:HB2	42:BH:85:ARG:HD3	1.75	0.69
11:AA:606:U:H4'	11:AA:658:C:H4'	1.73	0.69
11:AA:2892:A:N6	11:AA:2893:G:H21	1.90	0.69
27:AT:78:LEU:O	27:AT:79:HIS:CD2	2.44	0.69
17:AG:11:TYR:OH	17:AG:33:ARG:HB3	1.92	0.69
49:BO:17:ARG:HG3	49:BO:17:ARG:NH1	2.05	0.69
26:AS:46:VAL:HG12	26:AS:47:THR:N	2.08	0.69
2:A1:11:ARG:HB3	2:A1:11:ARG:NH1	2.08	0.69
13:AC:56:GLN:HA	13:AC:201:PRO:CB	2.23	0.69
11:AA:1270:C:H5''	11:AA:1271:G:H5'	1.74	0.69
27:AT:89:VAL:HG21	27:AT:91:ARG:NH2	2.08	0.69
17:AG:52:ILE:CD1	17:AG:52:ILE:H	1.99	0.69
11:AA:1540:U:H3'	11:AA:1541:G:H3'	1.74	0.69
21:AN:25:ARG:CG	21:AN:25:ARG:HH11	2.05	0.69
11:AA:2506:U:C6	11:AA:2506:U:H5'	2.28	0.69
22:AO:1:MET:HB3	22:AO:32:TYR:HD2	1.58	0.69
11:AA:1453:U:H5'	25:AR:63:ARG:NE	2.07	0.69
6:A5:44:THR:HG22	6:A5:45:VAL:N	2.09	0.68
48:BN:41:ARG:HG2	48:BN:42:ILE:N	2.08	0.68
32:AY:60:PHE:O	32:AY:61:ILE:HG13	1.93	0.68
46:BL:68:ALA:CB	46:BL:85:ILE:HD11	2.23	0.68
11:AA:2147:G:H2'	11:AA:2148:G:H5'	1.75	0.68
43:BI:110:GLU:HG2	43:BI:113:LYS:NZ	2.07	0.68

Continued on next page...

Continued from previous page...

Atom-1	Atom-2	Interatomic distance (Å)	Clash overlap (Å)
38:BD:73:ARG:O	38:BD:77:ASN:HB2	1.94	0.68
15:AE:81:ILE:O	15:AE:81:ILE:HG22	1.94	0.68
41:BG:7:ALA:O	41:BG:8:GLU:HB3	1.92	0.68
35:BA:197:A:C6	35:BA:221:C:H4'	2.28	0.68
16:AF:124:LEU:O	16:AF:193:VAL:HA	1.94	0.68
38:BD:176:LEU:HG	38:BD:178:VAL:HG22	1.74	0.68
11:AA:2789:C:H1'	11:AA:2892:A:C2	2.27	0.68
59:BZ:265:THR:HG22	59:BZ:266:VAL:N	2.02	0.68
30:AW:10:VAL:O	30:AW:11:ARG:CB	2.40	0.68
15:AE:116:VAL:HG22	15:AE:122:PHE:CG	2.29	0.68
11:AA:1516:C:H2'	11:AA:1517:G:C5'	2.23	0.68
11:AA:2875:C:H4'	27:AT:5:ALA:CB	2.22	0.68
59:BZ:322:ILE:HD12	59:BZ:362:VAL:CG1	2.23	0.68
33:AZ:28:MET:HE2	33:AZ:59:LEU:HD12	1.73	0.68
11:AA:925:C:C2'	11:AA:926:A:H5''	2.23	0.68
35:BA:194:C:H2'	35:BA:195:A:H5''	1.75	0.68
35:BA:382:A:H2'	35:BA:383:A:C8	2.28	0.68
11:AA:1038:C:H3'	11:AA:1039:G:H5''	1.75	0.68
41:BG:76:ARG:HH21	41:BG:156:TRP:HH2	1.42	0.68
46:BL:124:LYS:HD2	46:BL:125:PRO:HD2	1.75	0.68
13:AC:140:PRO:HD3	13:AC:145:VAL:HG21	1.74	0.68
11:AA:1899:G:N2	11:AA:1902:C:N4	2.27	0.68
11:AA:2476:A:O2'	11:AA:2477:C:H5''	1.93	0.68
35:BA:954:G:H4'	47:BM:120:LYS:CD	2.24	0.68
14:AD:34:VAL:HG23	14:AD:35:LYS:N	2.09	0.68
14:AD:27:THR:CG2	14:AD:83:GLU:HG2	2.24	0.68
36:BB:165:VAL:HG23	36:BB:166:ASP:N	2.07	0.68
35:BA:1010:G:H2'	35:BA:1011:G:H8	1.59	0.68
11:AA:598:G:H5'	23:AP:15:ARG:HB3	1.75	0.68
44:BJ:29:ARG:O	44:BJ:29:ARG:HG2	1.93	0.68
35:BA:424:G:H2'	35:BA:425:G:H8	1.58	0.68
11:AA:2563:U:H4'	22:AO:28:SER:HA	1.74	0.68
35:BA:619:U:N3	38:BD:135:LEU:HD11	2.08	0.68
43:BI:18:PHE:O	43:BI:19:LEU:HD23	1.93	0.68
43:BI:4:TYR:CD2	43:BI:88:TYR:HB2	2.28	0.68
35:BA:1117:G:O2'	43:BI:104:ARG:HD3	1.93	0.68
59:BZ:366:ASP:OD2	59:BZ:368:VAL:HG23	1.92	0.68
32:AY:44:ILE:N	32:AY:44:ILE:HD12	2.08	0.68
5:A4:5:ILE:HG12	5:A4:5:ILE:O	1.93	0.68
35:BA:226:G:O2'	35:BA:227:G:H5'	1.93	0.68
13:AC:19:ILE:H	13:AC:19:ILE:HD12	1.56	0.68

Continued on next page...

Continued from previous page...

Atom-1	Atom-2	Interatomic distance (Å)	Clash overlap (Å)
11:AA:2848:G:H8	27:AT:97:ALA:HB2	1.59	0.68
39:BE:80:ILE:HD11	39:BE:138:ALA:HA	1.76	0.68
11:AA:1405:U:H2'	11:AA:1406:U:C6	2.29	0.68
38:BD:25:ARG:NH1	38:BD:30:LYS:O	2.27	0.68
16:AF:17:ARG:HG3	16:AF:17:ARG:HH11	1.58	0.68
35:BA:1323:G:H2'	35:BA:1324:A:C8	2.28	0.68
38:BD:133:VAL:HG11	38:BD:138:TYR:HD2	1.57	0.68
59:BZ:168:VAL:HG22	59:BZ:169:PRO:HD2	1.75	0.68
59:BZ:239:THR:HG22	59:BZ:287:GLY:CA	2.23	0.68
24:AQ:60:ARG:HB3	24:AQ:60:ARG:NH1	2.09	0.68
14:AD:102:LYS:O	14:AD:103:ARG:HG2	1.93	0.68
11:AA:586:A:H5'	16:AF:89:VAL:HG21	1.75	0.68
40:BF:3:ARG:HD3	40:BF:64:GLN:NE2	2.09	0.68
27:AT:12:SER:C	27:AT:13:ARG:HE	1.97	0.68
42:BH:103:VAL:CG2	42:BH:110:ALA:HB2	2.23	0.68
11:AA:99:U:H4'	11:AA:102:G:H1'	1.75	0.68
11:AA:271(C):C:H2'	11:AA:271(D):G:H8	1.58	0.68
35:BA:720:C:H2'	35:BA:721:G:C8	2.28	0.68
23:AP:101:VAL:HG12	23:AP:106:LEU:HB3	1.75	0.68
25:AR:2:ARG:HG3	25:AR:2:ARG:HH11	1.58	0.68
11:AA:1021:A:H2'	11:AA:1023:U:H5''	1.75	0.68
22:AO:107:ARG:HH22	27:AT:35:LYS:HD2	1.59	0.68
14:AD:9:TYR:CD2	14:AD:10:THR:HG22	2.29	0.68
9:A8:21:LYS:HD3	9:A8:48:PHE:CZ	2.28	0.68
59:BZ:28:THR:HG23	59:BZ:79:HIS:ND1	2.09	0.68
11:AA:2185:C:H2'	11:AA:2186:G:C5'	2.23	0.68
34:B2:92:LYS:O	34:B2:98:LEU:HD11	1.92	0.68
59:BZ:17:ILE:HD12	59:BZ:119:HIS:HB3	1.75	0.68
53:BS:16:LEU:HA	53:BS:19:VAL:HB	1.74	0.68
11:AA:628:G:H2'	11:AA:629:G:C5'	2.24	0.68
10:A9:14:CYS:SG	10:A9:27:CYS:HB2	2.34	0.68
11:AA:2779:U:H1'	11:AA:2781:A:C6	2.29	0.68
45:BK:21:ILE:HG13	45:BK:30:VAL:HG12	1.75	0.68
30:AW:92:ARG:HH11	30:AW:92:ARG:HB3	1.57	0.68
18:AH:144:VAL:O	18:AH:148:ILE:HG12	1.93	0.68
35:BA:1143:G:H2'	35:BA:1144:G:C8	2.29	0.68
58:BY:90:ALA:N	59:BZ:272:MET:HA	2.09	0.68
14:AD:44:ASN:HB2	14:AD:48:ARG:O	1.93	0.68
34:B2:48:PHE:CZ	34:B2:90:LEU:HA	2.29	0.68
11:AA:1464:C:O2'	11:AA:1528:A:C8	2.46	0.68
11:AA:1528:A:C2	11:AA:1542:A:H2	2.12	0.68

Continued on next page...

Continued from previous page...

Atom-1	Atom-2	Interatomic distance (Å)	Clash overlap (Å)
11:AA:1484:G:H2'	11:AA:1485:G:C5'	2.21	0.68
59:BZ:254:GLU:OE1	59:BZ:307:PRO:HA	1.94	0.68
42:BH:4:ASP:OD2	42:BH:89:PRO:HD3	1.94	0.68
33:AZ:19:ARG:C	33:AZ:21:ALA:H	1.97	0.68
11:AA:329:G:H1	32:AY:19:LYS:HE3	1.59	0.68
11:AA:271(E):U:H2'	11:AA:271(F):C:C6	2.28	0.68
35:BA:351:G:H4'	35:BA:352:C:OP1	1.92	0.68
11:AA:1378:A:O2'	11:AA:1379:A:H5'	1.94	0.68
24:AQ:20:ALA:H	33:AZ:79:ARG:HH21	1.41	0.68
41:BG:79:ARG:HG3	41:BG:83:ALA:O	1.93	0.68
18:AH:40:GLU:O	18:AH:41:MET:HB2	1.92	0.68
11:AA:2189:U:H2'	11:AA:2190:G:C4'	2.24	0.68
11:AA:1066:U:H3	58:BY:14:U:H6	1.40	0.68
15:AE:52:LEU:CB	15:AE:76:ARG:HB2	2.23	0.68
13:AC:54:SER:CB	56:BW:63:C:H4'	2.23	0.68
17:AG:103:LEU:HD23	17:AG:106:LEU:HD23	1.76	0.68
9:A8:32:LEU:HD12	9:A8:36:LYS:HZ3	1.56	0.68
30:AW:28:SER:OG	30:AW:31:GLU:HG3	1.93	0.68
47:BM:94:ARG:HG2	53:BS:82:GLY:N	2.09	0.68
33:AZ:108:PRO:HA	33:AZ:141:VAL:HG12	1.76	0.68
54:BT:31:SER:HA	54:BT:34:LYS:HD2	1.75	0.68
27:AT:38:ASN:C	27:AT:38:ASN:HD22	1.97	0.68
39:BE:76:ILE:HD11	39:BE:93:PRO:HD3	1.74	0.68
23:AP:80:TYR:HA	23:AP:111:ARG:HB2	1.75	0.68
11:AA:2656:U:N3	11:AA:2665:A:H2	1.89	0.68
11:AA:1516:C:O2'	11:AA:1517:G:H5''	1.94	0.68
18:AH:103:LEU:HB2	18:AH:123:PHE:HD2	1.56	0.68
1:A0:26:TYR:CE2	11:AA:857:C:H1'	2.28	0.68
4:A3:43:ILE:O	4:A3:47:VAL:HG23	1.93	0.68
11:AA:1499:C:H5'	11:AA:1499:C:H6	1.58	0.68
43:BI:56:LEU:O	43:BI:56:LEU:HD23	1.93	0.68
14:AD:148:GLU:HB2	14:AD:151:LYS:HD2	1.75	0.68
11:AA:1915:U:H6	11:AA:1915:U:H5'	1.58	0.67
33:AZ:152:ALA:HB1	33:AZ:167:PRO:HB2	1.77	0.67
38:BD:175:SER:O	38:BD:176:LEU:HB2	1.93	0.67
23:AP:47:ASP:CB	23:AP:51:PHE:HB2	2.22	0.67
13:AC:133:PRO:HD3	56:BW:58:A:N1	2.09	0.67
23:AP:71:VAL:HG13	23:AP:72:PRO:HD3	1.76	0.67
27:AT:28:VAL:HG22	27:AT:46:GLU:C	2.14	0.67
11:AA:1257:C:H4'	16:AF:83:PHE:CD1	2.29	0.67
14:AD:35:LYS:HZ2	14:AD:35:LYS:HB3	1.58	0.67

Continued on next page...

Continued from previous page...

Atom-1	Atom-2	Interatomic distance (Å)	Clash overlap (Å)
30:AW:73:ALA:HB3	30:AW:106:ILE:CD1	2.24	0.67
35:BA:218:C:H5'	35:BA:470:C:N4	2.10	0.67
50:BP:20:VAL:HG23	50:BP:35:LYS:HA	1.74	0.67
21:AN:16:ILE:O	21:AN:54:VAL:HA	1.94	0.67
47:BM:27:LYS:HE2	47:BM:31:LYS:HE3	1.75	0.67
38:BD:12:CYS:CA	38:BD:19:LEU:HD13	2.24	0.67
59:BZ:72:THR:HG21	59:BZ:77:TYR:HE2	1.58	0.67
24:AQ:141:GLN:N	33:AZ:53:ILE:HD12	2.10	0.67
24:AQ:140:ALA:HA	33:AZ:99:TYR:CD2	2.28	0.67
16:AF:192:LEU:CD2	16:AF:194:MET:HG3	2.16	0.67
36:BB:7:VAL:HG13	36:BB:11:LEU:CD1	2.25	0.67
44:BJ:27:ALA:HB2	44:BJ:85:LEU:HD11	1.76	0.67
56:BW:55:U:C2'	56:BW:56:U:H5''	2.24	0.67
13:AC:47:LEU:HD11	13:AC:171:ILE:CG2	2.24	0.67
28:AU:92:ARG:NH1	28:AU:94:ASN:HD22	1.90	0.67
18:AH:12:PRO:O	18:AH:15:VAL:HG22	1.92	0.67
37:BC:8:ILE:HG23	37:BC:16:ARG:HG2	1.74	0.67
11:AA:2464:C:O2'	11:AA:2465:C:H6	1.78	0.67
11:AA:2126:A:N6	11:AA:2163:C:H4'	2.09	0.67
11:AA:92:A:H2'	11:AA:93:G:O4'	1.94	0.67
15:AE:132:HIS:HA	15:AE:135:HIS:CE1	2.29	0.67
11:AA:1494:A:H2'	11:AA:1495:A:H5''	1.76	0.67
33:AZ:15:PRO:HA	33:AZ:18:LEU:HD23	1.76	0.67
3:A2:35:LEU:HD11	3:A2:50:ILE:HG13	1.75	0.67
39:BE:82:VAL:HG21	39:BE:138:ALA:HA	1.76	0.67
11:AA:1681:G:O2'	11:AA:1762:A:H2'	1.93	0.67
33:AZ:69:THR:HG22	33:AZ:90:VAL:HA	1.75	0.67
11:AA:11:G:H2'	11:AA:12:U:C6	2.28	0.67
25:AR:111:LEU:HD12	25:AR:111:LEU:N	2.09	0.67
11:AA:2720:U:O2	11:AA:2720:U:H2'	1.94	0.67
29:AV:51:VAL:HG12	29:AV:52:VAL:N	2.08	0.67
17:AG:143:GLU:O	17:AG:144:ILE:HG22	1.95	0.67
3:A2:46:GLN:OE1	3:A2:46:GLN:HA	1.93	0.67
44:BJ:32:ALA:HB2	44:BJ:76:ASN:HB2	1.76	0.67
35:BA:189(D):C:H1'	35:BA:189(H):G:H1	1.58	0.67
2:A1:3:LYS:NZ	2:A1:3:LYS:HB3	2.09	0.67
22:AO:20:MET:HE3	22:AO:44:LYS:HE3	1.76	0.67
35:BA:219:C:H2'	35:BA:220:G:O4'	1.93	0.67
35:BA:532:A:N6	37:BC:156:ARG:HH12	1.92	0.67
1:A0:60:PHE:CE2	11:AA:2365:G:H4'	2.29	0.67
15:AE:111:ARG:HA	25:AR:2:ARG:HG3	1.76	0.67

Continued on next page...

Continued from previous page...

Atom-1	Atom-2	Interatomic distance (Å)	Clash overlap (Å)
46:BL:18:VAL:HG23	46:BL:19:ARG:N	2.05	0.67
9:A8:33:ASN:CG	9:A8:34:TRP:N	2.48	0.67
33:AZ:132:ASN:C	33:AZ:134:PRO:HD3	2.15	0.67
54:BT:72:LEU:HD11	54:BT:80:ARG:NE	2.09	0.67
11:AA:1517:G:C8	11:AA:1517:G:H5'	2.29	0.67
11:AA:1865:G:H5'	11:AA:1865:G:H8	1.59	0.67
36:BB:112:VAL:O	36:BB:115:LEU:HB3	1.95	0.67
37:BC:34:LEU:CD2	37:BC:38:ARG:HE	2.07	0.67
38:BD:55:ALA:O	38:BD:59:ARG:HG2	1.95	0.67
11:AA:272(H):C:H2'	11:AA:272(I):U:H5''	1.74	0.67
28:AU:6:THR:O	28:AU:9:VAL:HG22	1.94	0.67
23:AP:21:ARG:HH11	23:AP:29:LYS:HG2	1.60	0.67
8:A7:12:ARG:HG3	8:A7:12:ARG:HH11	1.58	0.67
56:BW:22:A:H4'	56:BW:23:G:C8	2.30	0.67
35:BA:1412:C:H2'	35:BA:1413:A:C8	2.29	0.67
35:BA:594:G:H2'	35:BA:595:G:H5'	1.76	0.67
11:AA:1058:G:H2'	11:AA:1059:G:C5'	2.24	0.67
11:AA:2852:G:H2'	11:AA:2853:C:C6	2.30	0.67
35:BA:627:G:H2'	35:BA:628:G:H8	1.58	0.67
35:BA:433:C:H2'	35:BA:434:U:C6	2.30	0.67
18:AH:52:VAL:HG21	18:AH:69:ARG:HB2	1.75	0.67
24:AQ:140:ALA:HB3	33:AZ:53:ILE:HD11	1.76	0.67
9:A8:4:MET:SD	9:A8:61:LEU:HD22	2.34	0.67
23:AP:83:VAL:HG13	23:AP:83:VAL:O	1.95	0.67
28:AU:91:ASP:O	28:AU:92:ARG:HB3	1.92	0.67
35:BA:1313:U:OP2	53:BS:6:LYS:HB3	1.94	0.67
14:AD:34:VAL:HG23	14:AD:35:LYS:H	1.59	0.67
25:AR:55:ALA:HB2	25:AR:79:LEU:HD11	1.75	0.67
37:BC:64:VAL:HG12	37:BC:66:VAL:HG23	1.77	0.67
21:AN:34:LEU:HD11	21:AN:116:LEU:O	1.95	0.67
11:AA:1665:A:O2'	11:AA:1666:G:H5'	1.94	0.67
35:BA:135:C:H2'	35:BA:136:C:H5'	1.76	0.67
22:AO:2:ILE:HD11	22:AO:82:ASN:ND2	2.09	0.67
38:BD:129:ASN:HD21	38:BD:144:ASP:HA	1.59	0.67
7:A6:20:ASN:O	7:A6:21:TYR:CG	2.48	0.67
18:AH:65:HIS:CE1	18:AH:69:ARG:NH2	2.62	0.67
6:A5:49:CYS:O	6:A5:56:LYS:HD2	1.95	0.67
34:B2:92:LYS:C	34:B2:98:LEU:HD11	2.15	0.67
32:AY:27:VAL:HG12	32:AY:29:GLU:OE1	1.94	0.67
32:AY:28:LYS:HB3	32:AY:37:VAL:HB	1.77	0.67
53:BS:32:LYS:HA	53:BS:50:ALA:HB3	1.77	0.67

Continued on next page...

Continued from previous page...

Atom-1	Atom-2	Interatomic distance (Å)	Clash overlap (Å)
27:AT:61:PHE:HD1	27:AT:61:PHE:H	1.42	0.67
11:AA:2286:A:H4'	11:AA:2287:A:O4'	1.94	0.67
30:AW:24:ILE:HG21	30:AW:36:LEU:HD22	1.75	0.67
33:AZ:95:PRO:HA	33:AZ:129:SER:HA	1.76	0.67
35:BA:1049:U:H4'	35:BA:1050:G:H5'	1.76	0.67
11:AA:2762:G:H5'	11:AA:2762:G:C8	2.25	0.67
34:B2:17:LEU:HD23	34:B2:119:LEU:HD12	1.77	0.67
35:BA:404:U:H2'	35:BA:405:U:C6	2.29	0.67
35:BA:1104:G:O5'	36:BB:111:ARG:HD2	1.94	0.67
21:AN:39:ARG:C	21:AN:41:ASP:H	1.96	0.67
35:BA:232:G:H1'	35:BA:262:A:N1	2.10	0.67
23:AP:108:LYS:C	23:AP:110:TYR:H	1.98	0.67
27:AT:29:ARG:HG2	27:AT:86:ILE:O	1.94	0.67
17:AG:111:LEU:HB2	17:AG:112:PRO:HD3	1.76	0.67
12:AB:68:C:H2'	12:AB:69:G:C8	2.26	0.67
26:AS:52:SER:HB3	26:AS:55:ALA:HB3	1.77	0.67
44:BJ:33:GLN:O	44:BJ:75:ILE:HG12	1.94	0.67
33:AZ:141:VAL:HA	33:AZ:144:LEU:HD23	1.76	0.67
41:BG:77:SER:HB3	41:BG:84:ASN:HD21	1.58	0.67
56:BV:60:A:C2'	56:BV:61:U:H5'	2.25	0.67
16:AF:192:LEU:C	16:AF:192:LEU:HD23	2.15	0.67
9:A8:4:MET:O	9:A8:62:LEU:HD11	1.95	0.67
43:BI:88:TYR:O	43:BI:89:ASN:HB2	1.94	0.67
56:BW:57:C:O2	56:BW:57:C:H2'	1.93	0.67
23:AP:16:ARG:HD3	23:AP:18:ARG:N	2.06	0.67
11:AA:1539:G:H2'	11:AA:1540:U:O4'	1.95	0.67
11:AA:2712:U:O2'	11:AA:2713:A:H5'	1.93	0.67
46:BL:62:SER:O	46:BL:64:TYR:HD1	1.78	0.67
39:BE:150:ARG:NH1	39:BE:150:ARG:HB2	2.09	0.67
8:A7:8:ASN:C	8:A7:8:ASN:HD22	1.94	0.67
56:BV:60:A:H2'	56:BV:61:U:H5'	1.74	0.67
1:A0:61:ALA:HB2	1:A0:81:VAL:HG21	1.75	0.67
17:AG:51:ARG:HD3	17:AG:53:LEU:HD21	1.77	0.67
11:AA:1915:U:C6	11:AA:1915:U:H5'	2.29	0.67
27:AT:50:ILE:HD11	27:AT:64:ARG:HB3	1.75	0.67
53:BS:62:ILE:HG23	53:BS:62:ILE:O	1.95	0.67
50:BP:14:ASN:OD1	50:BP:42:ARG:NH2	2.28	0.67
11:AA:139(A):G:N2	31:AX:44:GLU:OE1	2.20	0.67
42:BH:80:ILE:O	42:BH:80:ILE:HG22	1.94	0.67
50:BP:63:GLY:O	50:BP:64:ALA:HB2	1.95	0.67
32:AY:13:VAL:HG11	32:AY:28:LYS:HD2	1.76	0.67

Continued on next page...

Continued from previous page...

Atom-1	Atom-2	Interatomic distance (Å)	Clash overlap (Å)
32:AY:7:VAL:HB	32:AY:8:LYS:CE	2.24	0.67
28:AU:83:LEU:HG	28:AU:88:ILE:HD11	1.77	0.67
13:AC:25:ALA:O	13:AC:29:VAL:HG13	1.94	0.67
1:A0:70:GLN:NE2	1:A0:80:HIS:NE2	2.40	0.67
11:AA:2101:G:C2'	11:AA:2102:U:H5''	2.25	0.67
14:AD:239:ARG:NH1	14:AD:239:ARG:HG2	2.07	0.67
35:BA:1134:G:N2	35:BA:1141:C:C2	2.63	0.67
12:AB:40:U:O2	12:AB:43:C:H5''	1.95	0.67
12:AB:40:U:C2	12:AB:43:C:H5''	2.30	0.67
35:BA:80:G:H3'	35:BA:81:U:C5'	2.24	0.67
50:BP:45:THR:HG22	50:BP:47:ASP:H	1.60	0.67
35:BA:1101:A:H4'	35:BA:1102:A:O5'	1.95	0.67
14:AD:89:SER:HB2	14:AD:159:ALA:HB2	1.76	0.67
35:BA:1124:G:C5'	44:BJ:35:SER:HB2	2.25	0.66
34:B2:28:GLY:HA2	34:B2:31:VAL:HG23	1.77	0.66
34:B2:59:TYR:HB2	34:B2:74:ARG:NH1	2.09	0.66
56:BW:55:U:H2'	56:BW:56:U:H5''	1.76	0.66
27:AT:28:VAL:HG22	27:AT:47:GLY:H	1.57	0.66
37:BC:16:ARG:HB2	37:BC:16:ARG:NH1	2.10	0.66
46:BL:32:PHE:CB	46:BL:84:LEU:HD21	2.25	0.66
50:BP:6:LEU:HD23	50:BP:17:TYR:CG	2.30	0.66
29:AV:57:VAL:HG23	29:AV:99:ILE:HG23	1.77	0.66
11:AA:2099:U:H2'	11:AA:2100:G:C8	2.31	0.66
35:BA:160:A:H2'	35:BA:161:A:O4'	1.95	0.66
11:AA:654(R):C:H2'	11:AA:654(S):G:C8	2.29	0.66
56:BW:72:C:H2'	56:BW:73:A:C8	2.29	0.66
44:BJ:50:ILE:CG1	48:BN:41:ARG:HD2	2.24	0.66
38:BD:67:ILE:O	38:BD:67:ILE:CG2	2.42	0.66
11:AA:2873:A:C2	25:AR:6:SER:HB2	2.30	0.66
10:A9:1:MET:HB2	10:A9:34:GLN:NE2	2.09	0.66
17:AG:122:PRO:HB3	17:AG:180:PHE:HB3	1.75	0.66
11:AA:1048:A:H2	11:AA:1112:G:N3	1.92	0.66
36:BB:33:TYR:HB2	36:BB:43:ASP:HB2	1.77	0.66
18:AH:142:GLY:O	18:AH:145:ALA:HB3	1.95	0.66
11:AA:1782:C:H1'	11:AA:2609:U:H5''	1.76	0.66
42:BH:17:THR:HG22	42:BH:63:LEU:HG	1.77	0.66
59:BZ:356:PRO:HG2	59:BZ:359:VAL:CG2	2.25	0.66
51:BQ:45:HIS:HB2	51:BQ:65:ILE:HD12	1.78	0.66
11:AA:1842:G:H2'	11:AA:1843:C:C6	2.29	0.66
38:BD:12:CYS:SG	38:BD:19:LEU:O	2.53	0.66
59:BZ:324:LYS:HG3	59:BZ:364:PRO:HB3	1.77	0.66

Continued on next page...

Continued from previous page...

Atom-1	Atom-2	Interatomic distance (Å)	Clash overlap (Å)
11:AA:1502:C:H5''	11:AA:1502:C:H6	1.59	0.66
11:AA:2346:A:H5'	11:AA:2383:G:H1'	1.78	0.66
11:AA:2758:A:HO2'	11:AA:2759:G:H8	1.40	0.66
35:BA:1050:G:O2'	35:BA:1051:C:H6	1.78	0.66
11:AA:1373:A:H2'	11:AA:1374:G:O4'	1.95	0.66
11:AA:1151:G:H5''	28:AU:81:HIS:CE1	2.30	0.66
11:AA:2023:G:H5'	11:AA:2617:C:H4'	1.76	0.66
35:BA:501:C:H2'	35:BA:502:G:H8	1.61	0.66
24:AQ:72:LYS:HB3	24:AQ:94:VAL:HG23	1.75	0.66
7:A6:19:ARG:HD3	11:AA:2400:G:H4'	1.76	0.66
33:AZ:163:LEU:HG	33:AZ:165:VAL:HG23	1.75	0.66
11:AA:1899:G:H22	11:AA:1902:C:H41	0.72	0.66
38:BD:165:MET:HE3	38:BD:176:LEU:HD21	1.76	0.66
56:BW:54:G:O2'	56:BW:55:U:H5'	1.95	0.66
47:BM:81:LEU:HB3	47:BM:89:GLY:HA2	1.78	0.66
14:AD:28:GLU:N	14:AD:29:PRO:HD2	2.09	0.66
25:AR:58:GLY:HA2	25:AR:80:PHE:CE2	2.28	0.66
50:BP:5:ARG:NH1	50:BP:28:ARG:HA	2.10	0.66
36:BB:61:LEU:HA	36:BB:64:ARG:NE	2.11	0.66
18:AH:121:ILE:CD1	18:AH:144:VAL:HG21	2.25	0.66
11:AA:1499:C:H5'	11:AA:1499:C:C6	2.30	0.66
21:AN:16:ILE:HG23	21:AN:54:VAL:HG22	1.77	0.66
11:AA:2121:G:H1	11:AA:2176:A:H61	1.41	0.66
38:BD:162:LEU:HD13	38:BD:162:LEU:O	1.95	0.66
15:AE:53:PRO:O	15:AE:54:GLN:O	2.14	0.66
47:BM:120:LYS:HA	47:BM:120:LYS:CE	2.26	0.66
18:AH:85:LYS:CE	18:AH:87:LEU:HG	2.26	0.66
46:BL:5:PRO:CG	46:BL:10:LEU:HD21	2.25	0.66
38:BD:100:ARG:HG2	38:BD:102:ASP:OD1	1.94	0.66
35:BA:1030:C:C2'	35:BA:1030(A):G:H5'	2.25	0.66
21:AN:65:LYS:O	21:AN:69:GLN:HB2	1.95	0.66
41:BG:38:LEU:O	41:BG:42:ILE:HG13	1.95	0.66
11:AA:118:A:H5'	11:AA:119:A:H8	1.60	0.66
11:AA:212:G:O2'	11:AA:213:A:H5'	1.96	0.66
19:AJ:24:UNK:HA	19:AJ:85:UNK:O	1.95	0.66
18:AH:155:SER:O	18:AH:157:TYR:N	2.27	0.66
33:AZ:72:ARG:NH2	33:AZ:97:GLU:O	2.28	0.66
6:A5:46:CYS:SG	6:A5:47:PRO:CD	2.80	0.66
23:AP:146:VAL:HG22	23:AP:147:LEU:N	2.11	0.66
34:B2:39:VAL:HG12	34:B2:60:ILE:HA	1.76	0.66
11:AA:336:C:H4'	32:AY:7:VAL:HG21	1.76	0.66

Continued on next page...

Continued from previous page...

Atom-1	Atom-2	Interatomic distance (Å)	Clash overlap (Å)
47:BM:120:LYS:HE3	47:BM:120:LYS:HA	1.78	0.66
11:AA:1568:G:P	14:AD:63:ARG:HH22	2.18	0.66
11:AA:1021:A:H3'	11:AA:1021:A:C8	2.31	0.66
15:AE:116:VAL:HG13	15:AE:116:VAL:O	1.95	0.66
42:BH:10:LEU:HD22	42:BH:83:ILE:HD11	1.76	0.66
26:AS:49:VAL:HG12	26:AS:50:SER:N	2.10	0.66
17:AG:122:PRO:HD3	17:AG:181:ARG:H	1.61	0.66
22:AO:104:ARG:HE	27:AT:33:LYS:HE3	1.59	0.66
13:AC:104:LEU:O	13:AC:105:ASP:HB2	1.95	0.66
21:AN:21:LYS:HD3	21:AN:22:THR:H	1.61	0.66
35:BA:176:C:H2'	35:BA:177:C:H6	1.60	0.66
59:BZ:316:PHE:CE1	59:BZ:372:VAL:HG22	2.30	0.66
7:A6:12:GLU:HB3	7:A6:23:THR:HG22	1.76	0.66
26:AS:66:ALA:HA	26:AS:69:VAL:HG12	1.78	0.66
15:AE:24:THR:OG1	15:AE:186:GLY:HA2	1.95	0.66
22:AO:1:MET:HB3	22:AO:32:TYR:CD2	2.31	0.66
11:AA:1499:C:O2'	11:AA:1500:G:H5'	1.95	0.66
42:BH:86:ILE:HG21	42:BH:133:LEU:HD23	1.78	0.66
11:AA:1419:A:O2'	11:AA:1420:U:H5''	1.96	0.66
59:BZ:181:GLU:HG2	59:BZ:184:LYS:HD2	1.77	0.66
13:AC:82:LYS:HA	13:AC:85:GLU:HB3	1.78	0.66
33:AZ:155:LEU:H	33:AZ:155:LEU:HD23	1.59	0.66
23:AP:46:LYS:HG2	23:AP:52:GLU:OE2	1.96	0.66
34:B2:28:GLY:HA2	34:B2:31:VAL:CG2	2.26	0.66
24:AQ:134:ARG:HD2	33:AZ:122:ARG:NH2	2.08	0.66
27:AT:28:VAL:O	27:AT:29:ARG:HD3	1.96	0.66
1:A0:11:ARG:O	1:A0:14:ARG:NH2	2.28	0.66
35:BA:1346:A:H61	35:BA:1374:A:H3'	1.60	0.66
43:BI:5:TYR:CG	43:BI:6:GLY:N	2.64	0.66
35:BA:31:G:N1	35:BA:48:C:H5''	2.10	0.66
14:AD:129:ASN:O	14:AD:193:VAL:HG12	1.96	0.66
35:BA:413:G:H4'	35:BA:414:A:H5''	1.77	0.66
38:BD:28:SER:CB	38:BD:29:PRO:HD2	2.25	0.66
44:BJ:61:GLU:HG3	48:BN:58:LYS:HE2	1.77	0.66
59:BZ:215:ARG:H	59:BZ:215:ARG:CD	1.95	0.66
35:BA:1317:C:OP1	48:BN:17:LYS:HG2	1.96	0.66
23:AP:23:PRO:C	23:AP:33:ARG:CZ	2.64	0.66
13:AC:137:LEU:HD12	13:AC:139:ASN:HD22	1.61	0.66
11:AA:1068:G:H1'	11:AA:1069:A:OP2	1.95	0.66
29:AV:18:LEU:HD23	29:AV:19:LYS:N	2.10	0.66
11:AA:1348:G:C2'	11:AA:1349:A:H5''	2.25	0.66

Continued on next page...

Continued from previous page...

Atom-1	Atom-2	Interatomic distance (Å)	Clash overlap (Å)
16:AF:126:VAL:HG21	16:AF:129:PHE:CZ	2.30	0.66
46:BL:24:VAL:HG13	46:BL:98:TYR:CE2	2.31	0.66
35:BA:594:G:C2'	35:BA:595:G:H5'	2.26	0.66
11:AA:582:G:H2'	11:AA:583:G:C8	2.31	0.66
30:AW:79:GLY:HA3	30:AW:100:THR:HG23	1.78	0.66
59:BZ:248:LYS:HE2	59:BZ:279:GLU:HB3	1.77	0.66
11:AA:2802:G:H3'	11:AA:2803:C:C5'	2.26	0.66
11:AA:1598:C:H5'	31:AX:36:LYS:CG	2.25	0.66
18:AH:12:PRO:HA	18:AH:48:GLY:HA2	1.76	0.66
11:AA:620:G:H4'	11:AA:621:A:H5''	1.78	0.66
28:AU:15:LYS:O	28:AU:19:LYS:HG3	1.95	0.66
14:AD:165:ILE:HA	14:AD:175:LEU:HD23	1.77	0.66
35:BA:266:G:H5'	35:BA:267:C:H5	1.60	0.66
13:AC:64:LEU:HD21	13:AC:192:PHE:HB2	1.76	0.66
36:BB:168:THR:HG23	36:BB:192:SER:HB3	1.78	0.66
44:BJ:31:GLY:HA3	44:BJ:78:ASN:ND2	2.11	0.66
12:AB:77:U:H4'	33:AZ:84:GLU:OE2	1.96	0.66
11:AA:562:U:HO2'	11:AA:572:A:H8	1.44	0.66
11:AA:847:U:H2'	11:AA:848:G:H5''	1.76	0.66
27:AT:11:GLU:N	27:AT:11:GLU:OE1	2.29	0.66
39:BE:6:PHE:HB2	39:BE:34:VAL:CG2	2.26	0.66
11:AA:1671:U:HO2'	11:AA:1673:U:H5	1.44	0.66
36:BB:9:GLU:OE1	36:BB:9:GLU:N	2.29	0.66
35:BA:827:U:H5'	35:BA:828:A:OP2	1.96	0.66
7:A6:15:GLU:OE2	7:A6:41:PRO:HB3	1.96	0.65
16:AF:114:VAL:HG21	16:AF:202:PHE:CE2	2.31	0.65
38:BD:196:LEU:HG	38:BD:197:PRO:HD2	1.77	0.65
11:AA:633:A:H5''	23:AP:77:ARG:HH12	1.61	0.65
34:B2:6:GLU:HG2	34:B2:8:ARG:HG3	1.76	0.65
53:BS:15:LEU:O	53:BS:19:VAL:HG23	1.95	0.65
47:BM:96:LEU:HB3	47:BM:97:PRO:HD2	1.78	0.65
2:A1:13:ILE:CD1	11:AA:396:G:H5'	2.26	0.65
25:AR:115:GLU:HG2	25:AR:117:VAL:H	1.61	0.65
2:A1:80:LEU:HD23	2:A1:81:LYS:N	2.08	0.65
30:AW:9:TYR:H	30:AW:102:HIS:HD2	1.43	0.65
23:AP:62:LEU:CD2	23:AP:62:LEU:N	2.59	0.65
41:BG:43:PHE:O	41:BG:46:ALA:HB3	1.94	0.65
11:AA:1498:C:H2'	11:AA:1499:C:H5''	1.78	0.65
35:BA:1108:G:H5'	37:BC:176:HIS:CD2	2.31	0.65
11:AA:1583:A:H5'	11:AA:1584:C:OP2	1.95	0.65
11:AA:1913:A:H3'	11:AA:1913:A:OP2	1.96	0.65

Continued on next page...

Continued from previous page...

Atom-1	Atom-2	Interatomic distance (Å)	Clash overlap (Å)
14:AD:263:ARG:NH1	14:AD:263:ARG:HB2	2.10	0.65
35:BA:243:A:H4'	35:BA:244:U:O5'	1.96	0.65
27:AT:96:ARG:CZ	27:AT:96:ARG:HB2	2.26	0.65
17:AG:57:ALA:HB2	17:AG:90:LEU:HD21	1.77	0.65
27:AT:30:VAL:CG2	27:AT:84:GLN:HG2	2.25	0.65
11:AA:654(N):G:O2'	11:AA:654(O):G:H5'	1.97	0.65
35:BA:573:A:H5'	35:BA:573:A:C8	2.31	0.65
35:BA:189(K):U:H2'	35:BA:189(L):G:C8	2.31	0.65
40:BF:91:VAL:HG11	52:BR:72:ARG:HH12	1.60	0.65
51:BQ:45:HIS:CD2	51:BQ:47:PRO:HD3	2.31	0.65
5:A4:12:ALA:CB	5:A4:29:PRO:HA	2.27	0.65
20:AK:20:UNK:HA	20:AK:24:UNK:CB	2.26	0.65
11:AA:152:G:H2'	11:AA:153:C:C6	2.31	0.65
38:BD:153:ARG:O	38:BD:155:LEU:N	2.27	0.65
44:BJ:48:THR:HG23	44:BJ:62:HIS:HD1	1.62	0.65
38:BD:107:ARG:HH21	38:BD:194:LEU:CD1	2.09	0.65
11:AA:943:U:OP1	23:AP:38:GLN:CD	2.34	0.65
34:B2:30:GLU:OE2	34:B2:75:ARG:HD2	1.96	0.65
27:AT:50:ILE:HD12	27:AT:50:ILE:H	1.60	0.65
32:AY:27:VAL:HG12	32:AY:29:GLU:H	1.60	0.65
11:AA:2892:A:H62	11:AA:2893:G:H21	1.44	0.65
56:BW:77:A:C8	56:BW:77:A:O5'	2.49	0.65
41:BG:69:VAL:HG11	41:BG:104:LEU:HD21	1.76	0.65
59:BZ:19:HIS:CD2	59:BZ:115:GLN:H	2.08	0.65
11:AA:2680:C:H2'	11:AA:2681:C:O2	1.95	0.65
36:BB:167:PRO:HG3	36:BB:188:ALA:HB2	1.77	0.65
11:AA:2580:U:H5'	15:AE:131:ALA:CB	2.26	0.65
29:AV:24:LYS:HA	29:AV:92:THR:HG23	1.78	0.65
44:BJ:32:ALA:CB	44:BJ:76:ASN:HB2	2.27	0.65
49:BO:39:LEU:CD2	49:BO:43:LEU:HG	2.25	0.65
39:BE:6:PHE:HB2	39:BE:34:VAL:HG22	1.76	0.65
35:BA:199:G:O2'	35:BA:200:G:H5'	1.95	0.65
11:AA:1058:G:H2'	11:AA:1059:G:H5''	1.78	0.65
11:AA:2572:A:C8	15:AE:144:ARG:HD2	2.31	0.65
41:BG:22:LEU:HD22	41:BG:62:PHE:HE2	1.60	0.65
32:AY:2:ARG:HD3	32:AY:3:VAL:HG23	1.78	0.65
34:B2:7:ASN:HB2	34:B2:41:PHE:HD2	1.61	0.65
16:AF:167:ALA:HB1	16:AF:173:VAL:HG11	1.78	0.65
59:BZ:299:GLU:H	59:BZ:302:GLN:NE2	1.94	0.65
11:AA:1717:G:H2'	11:AA:1718:G:H5''	1.77	0.65
34:B2:144:LEU:HD13	34:B2:144:LEU:O	1.96	0.65

Continued on next page...

Continued from previous page...

Atom-1	Atom-2	Interatomic distance (Å)	Clash overlap (Å)
43:BI:43:ALA:HA	43:BI:74:ILE:HG21	1.78	0.65
36:BB:102:LEU:HD23	36:BB:182:ILE:HD12	1.77	0.65
27:AT:13:ARG:NE	27:AT:13:ARG:CA	2.60	0.65
11:AA:1799:G:H5'	11:AA:1819:A:N6	2.12	0.65
59:BZ:221:PHE:HA	59:BZ:244:ARG:O	1.96	0.65
35:BA:969:A:O2'	35:BA:970:C:H5'	1.95	0.65
40:BF:19:LEU:O	40:BF:19:LEU:HD23	1.97	0.65
37:BC:95:THR:O	37:BC:97:LYS:N	2.29	0.65
7:A6:53:LYS:CD	7:A6:54:ILE:H	2.10	0.65
18:AH:58:GLU:O	18:AH:62:LYS:HB2	1.96	0.65
38:BD:194:LEU:O	38:BD:196:LEU:N	2.30	0.65
43:BI:89:ASN:HB3	43:BI:92:TYR:CD1	2.32	0.65
4:A3:35:ARG:HD3	4:A3:37:LEU:HD21	1.78	0.65
9:A8:33:ASN:ND2	11:AA:2419:U:H5''	2.12	0.65
36:BB:16:HIS:HB3	36:BB:210:SER:HB2	1.77	0.65
36:BB:115:LEU:HB2	36:BB:145:LEU:CD1	2.25	0.65
11:AA:1385:G:H4'	11:AA:1386:C:OP1	1.97	0.65
35:BA:1381:U:H5	35:BA:1382:C:C4	2.15	0.65
35:BA:1510:U:H2'	35:BA:1511:G:C8	2.31	0.65
13:AC:119:VAL:O	13:AC:123:VAL:HB	1.97	0.65
36:BB:163:PHE:CD1	36:BB:185:ILE:HG13	2.32	0.65
32:AY:52:SER:C	32:AY:54:LYS:H	1.99	0.65
16:AF:82:ILE:O	16:AF:83:PHE:CB	2.42	0.65
59:BZ:298:VAL:HA	59:BZ:302:GLN:HE22	1.60	0.65
10:A9:1:MET:HE3	10:A9:10:ILE:HG12	1.76	0.65
11:AA:1278:A:O2'	11:AA:1279:G:H5'	1.97	0.65
18:AH:44:VAL:HG12	18:AH:45:VAL:N	2.11	0.65
11:AA:848:G:C8	11:AA:848:G:H5'	2.30	0.65
9:A8:23:VAL:HG12	9:A8:46:ARG:HH11	1.62	0.65
11:AA:2555:U:H2'	11:AA:2556:C:H5'	1.78	0.65
11:AA:1295:C:H2'	11:AA:1296:G:H8	1.61	0.65
13:AC:51:PRO:HA	13:AC:57:ASN:ND2	2.12	0.65
16:AF:22:ALA:O	16:AF:26:ALA:HB2	1.96	0.65
23:AP:71:VAL:CG1	23:AP:72:PRO:HD3	2.27	0.65
15:AE:24:THR:HG21	15:AE:188:VAL:HG11	1.78	0.65
25:AR:18:LEU:HD11	25:AR:22:ARG:CZ	2.27	0.65
11:AA:1188:U:C2'	11:AA:1189:A:H5'	2.26	0.65
39:BE:33:VAL:CG1	39:BE:112:LEU:HD12	2.26	0.65
11:AA:1270:C:H5''	11:AA:1271:G:C5'	2.26	0.65
35:BA:412:A:H5'	35:BA:413:G:OP1	1.97	0.65
34:B2:98:LEU:O	34:B2:98:LEU:HD12	1.97	0.65

Continued on next page...

Continued from previous page...

Atom-1	Atom-2	Interatomic distance (Å)	Clash overlap (Å)
11:AA:2808:U:O2'	11:AA:2809:A:H5'	1.96	0.65
11:AA:2313:C:H5''	17:AG:40:ASN:ND2	2.12	0.65
53:BS:40:ILE:HB	53:BS:67:VAL:O	1.96	0.65
36:BB:44:LEU:H	36:BB:44:LEU:CD1	2.07	0.65
35:BA:953:G:H5'	35:BA:965:A:H61	1.61	0.65
28:AU:11:ARG:O	28:AU:15:LYS:HG2	1.97	0.65
10:A9:4:ARG:O	10:A9:36:GLN:HA	1.96	0.65
25:AR:27:SER:HA	25:AR:30:THR:HG22	1.78	0.65
46:BL:41:ARG:HD2	46:BL:42:THR:H	1.61	0.65
27:AT:55:ASN:H	27:AT:59:THR:HG22	1.61	0.65
43:BI:99:LEU:O	43:BI:101:PHE:N	2.29	0.65
11:AA:296:C:O2'	11:AA:297:C:H5'	1.97	0.65
36:BB:22:LYS:HE2	36:BB:22:LYS:CA	2.27	0.65
39:BE:11:ILE:O	39:BE:12:LEU:HB3	1.96	0.65
11:AA:729:G:N7	14:AD:209:ALA:HB3	2.12	0.65
11:AA:1667:G:OP2	11:AA:1667:G:H8	1.79	0.65
42:BH:20:TYR:HA	42:BH:65:TYR:CE2	2.31	0.65
58:BY:89:A:H4'	59:BZ:229:PHE:CZ	2.31	0.65
58:BY:23:G:H2'	58:BY:24:G:O4'	1.96	0.65
2:A1:69:LYS:O	2:A1:73:LEU:HD12	1.97	0.65
14:AD:62:TYR:HE1	14:AD:64:ILE:HA	1.62	0.65
11:AA:999:U:H5''	11:AA:1154:G:O6	1.96	0.65
7:A6:52:VAL:HG13	7:A6:53:LYS:N	2.11	0.65
32:AY:81:LYS:HG2	32:AY:96:ILE:HB	1.77	0.65
28:AU:92:ARG:HH22	29:AV:10:LYS:CB	2.10	0.65
47:BM:86:CYS:HB3	53:BS:74:PHE:CE1	2.31	0.65
17:AG:172:LEU:C	17:AG:172:LEU:HD23	2.17	0.65
35:BA:1321:C:H5''	35:BA:1322:C:C5'	2.25	0.65
11:AA:2712:U:H1'	11:AA:2712(A):A:C8	2.32	0.65
35:BA:857:C:H2'	35:BA:858:G:C8	2.32	0.65
6:A5:43:HIS:HD2	11:AA:2884:U:C5	2.14	0.65
48:BN:26:ARG:HH12	48:BN:46:GLU:HG2	1.61	0.65
18:AH:137:ASP:HB2	18:AH:140:LYS:HE3	1.79	0.65
15:AE:87:GLU:O	15:AE:89:ASP:N	2.30	0.65
11:AA:284:U:H2'	11:AA:285:C:H6	1.62	0.65
7:A6:15:GLU:HG2	7:A6:18:ARG:NH1	2.11	0.65
18:AH:65:HIS:CE1	18:AH:69:ARG:HH22	2.15	0.65
16:AF:25:PRO:HB3	16:AF:119:ARG:CB	2.27	0.65
11:AA:2491:U:H4'	11:AA:2570:G:OP1	1.96	0.65
47:BM:15:VAL:HG23	47:BM:16:ASP:H	1.61	0.65
11:AA:1070:A:C2	11:AA:1097:U:H4'	2.32	0.65

Continued on next page...

Continued from previous page...

Atom-1	Atom-2	Interatomic distance (Å)	Clash overlap (Å)
11:AA:886:C:H2'	11:AA:887:A:C4'	2.25	0.65
27:AT:42:ILE:O	27:AT:42:ILE:HG13	1.96	0.65
15:AE:69:LYS:C	15:AE:71:GLY:N	2.49	0.65
11:AA:1360:A:H5'	11:AA:1361:G:OP2	1.97	0.65
52:BR:66:LEU:O	52:BR:70:ILE:HG13	1.97	0.65
11:AA:1084:A:O2'	11:AA:1085:A:H5'	1.97	0.65
11:AA:2105:C:H2'	11:AA:2106:G:C8	2.32	0.65
35:BA:973:G:C1'	44:BJ:55:LYS:HE2	2.27	0.64
48:BN:57:ARG:HB3	48:BN:57:ARG:HH11	1.62	0.64
13:AC:129:ARG:CA	56:BW:20:G:N2	2.58	0.64
32:AY:62:GLU:CD	32:AY:62:GLU:H	2.00	0.64
11:AA:629:G:H8	11:AA:629:G:H5'	1.61	0.64
23:AP:6:LEU:CG	23:AP:9:ASN:HB2	2.26	0.64
11:AA:1568:G:OP1	14:AD:63:ARG:NH2	2.28	0.64
2:A1:13:ILE:HD11	11:AA:396:G:C4'	2.27	0.64
17:AG:5:VAL:HG12	17:AG:104:GLU:OE2	1.95	0.64
32:AY:44:ILE:HG22	32:AY:45:VAL:N	2.11	0.64
25:AR:7:GLY:HA3	25:AR:8:ARG:CZ	2.26	0.64
35:BA:423:G:C2'	35:BA:424:G:H5'	2.27	0.64
35:BA:828:A:OP1	35:BA:828:A:H4'	1.98	0.64
39:BE:81:GLU:HG2	39:BE:90:VAL:HG13	1.78	0.64
11:AA:2228:G:OP1	14:AD:261:LYS:HE3	1.97	0.64
44:BJ:49:VAL:HG23	48:BN:41:ARG:HB2	1.78	0.64
44:BJ:63:PHE:HD1	44:BJ:63:PHE:H	1.45	0.64
15:AE:52:LEU:HD22	27:AT:1:MET:HE3	1.79	0.64
13:AC:114:VAL:CB	13:AC:149:ILE:HD11	2.23	0.64
35:BA:952:U:H2'	35:BA:953:G:H8	1.62	0.64
14:AD:27:THR:O	14:AD:27:THR:HG23	1.97	0.64
9:A8:25:MET:CG	23:AP:64:LYS:HB2	2.27	0.64
35:BA:266:G:H5'	35:BA:267:C:C5	2.33	0.64
11:AA:1688:U:H5'	11:AA:1689:A:OP2	1.96	0.64
11:AA:2339:G:H2'	11:AA:2340:G:H8	1.62	0.64
11:AA:271(C):C:H2'	11:AA:271(D):G:C8	2.32	0.64
43:BI:102:LEU:O	43:BI:102:LEU:HD23	1.96	0.64
21:AN:48:MET:HE3	21:AN:48:MET:C	2.17	0.64
40:BF:40:VAL:O	40:BF:40:VAL:HG13	1.96	0.64
35:BA:792:A:O2'	35:BA:794:A:C8	2.45	0.64
35:BA:1228:C:OP2	47:BM:115:LYS:HE3	1.97	0.64
7:A6:28:ARG:HH12	56:BW:67:C:C3'	2.10	0.64
11:AA:1826:G:H4'	14:AD:242:ARG:CZ	2.27	0.64
6:A5:7:PRO:HG2	11:AA:2016:U:O2	1.97	0.64

Continued on next page...

Continued from previous page...

Atom-1	Atom-2	Interatomic distance (Å)	Clash overlap (Å)
11:AA:1887:C:H2'	11:AA:1888:G:C5'	2.23	0.64
13:AC:123:VAL:HG13	13:AC:123:VAL:O	1.96	0.64
13:AC:138:PRO:HA	13:AC:144:THR:OG1	1.97	0.64
13:AC:75:LEU:HB2	13:AC:93:TYR:HB2	1.78	0.64
27:AT:82:LEU:H	27:AT:82:LEU:CD1	2.06	0.64
17:AG:162:THR:HG22	17:AG:164:GLU:OE1	1.97	0.64
35:BA:657:G:H4'	49:BO:28:GLN:HG2	1.79	0.64
38:BD:148:VAL:CG1	38:BD:149:ALA:H	2.10	0.64
44:BJ:54:PHE:CZ	44:BJ:55:LYS:HD2	2.31	0.64
43:BI:85:LEU:HD13	43:BI:92:TYR:HD2	1.62	0.64
11:AA:2630:G:H1'	11:AA:2894:G:H1'	1.79	0.64
15:AE:56:PRO:O	15:AE:57:LYS:NZ	2.29	0.64
11:AA:139(A):G:H3'	11:AA:140:G:C8	2.32	0.64
35:BA:1456:G:H8	54:BT:58:LYS:HE2	1.60	0.64
27:AT:13:ARG:HE	27:AT:13:ARG:CA	2.11	0.64
17:AG:38:VAL:HG22	17:AG:93:THR:HG23	1.78	0.64
11:AA:2206:G:C2	11:AA:2207:G:H5'	2.32	0.64
35:BA:80:G:H3'	35:BA:81:U:H5'	1.77	0.64
58:BY:89:A:H4'	59:BZ:229:PHE:HZ	1.61	0.64
11:AA:2394:C:OP2	23:AP:63:PRO:HD2	1.98	0.64
11:AA:2870:C:H5''	25:AR:65:LEU:HD21	1.78	0.64
7:A6:30:THR:O	7:A6:31:PRO:C	2.35	0.64
35:BA:1053:G:C4'	35:BA:1054:C:H5'	2.24	0.64
44:BJ:54:PHE:CD1	44:BJ:55:LYS:HE3	2.32	0.64
34:B2:84:HIS:HA	34:B2:87:ARG:HD3	1.80	0.64
23:AP:30:THR:HG23	23:AP:31:ALA:H	1.63	0.64
23:AP:23:PRO:O	23:AP:33:ARG:CZ	2.46	0.64
38:BD:5:ILE:HG22	38:BD:5:ILE:O	1.96	0.64
14:AD:158:ALA:O	14:AD:161:THR:HG23	1.97	0.64
11:AA:2657:A:H2	11:AA:2664:G:H21	1.42	0.64
36:BB:15:VAL:HG21	36:BB:209:ARG:HH21	1.60	0.64
46:BL:53:ARG:HD2	46:BL:53:ARG:H	1.63	0.64
52:BR:47:THR:O	52:BR:83:GLU:HG2	1.96	0.64
52:BR:31:LEU:HD23	52:BR:31:LEU:H	1.63	0.64
29:AV:35:LEU:HB2	29:AV:57:VAL:CG1	2.27	0.64
24:AQ:10:ARG:HH11	24:AQ:10:ARG:HB2	1.63	0.64
46:BL:78:GLN:O	46:BL:80:HIS:N	2.24	0.64
11:AA:1328:G:H2'	11:AA:1330:C:C5	2.33	0.64
11:AA:57:C:O2'	11:AA:58:G:H5'	1.97	0.64
11:AA:2183:C:H2'	11:AA:2184:G:C8	2.30	0.64
32:AY:7:VAL:HG21	32:AY:8:LYS:HZ3	1.62	0.64

Continued on next page...

Continued from previous page...

Atom-1	Atom-2	Interatomic distance (Å)	Clash overlap (Å)
47:BM:88:ARG:HG3	47:BM:98:VAL:HG12	1.80	0.64
35:BA:953:G:C5'	35:BA:965:A:H61	2.10	0.64
46:BL:90:VAL:O	46:BL:92:ASP:N	2.31	0.64
21:AN:18:ALA:HB1	21:AN:26:LEU:HD22	1.77	0.64
52:BR:53:ARG:C	52:BR:55:ARG:H	1.99	0.64
22:AO:17:ARG:HE	22:AO:47:ILE:CD1	2.11	0.64
32:AY:17:SER:HB2	32:AY:71:LYS:CE	2.27	0.64
8:A7:12:ARG:HG3	11:AA:686:G:O6	1.98	0.64
1:A0:21:LEU:HD22	1:A0:39:ARG:O	1.97	0.64
11:AA:1915:U:C5'	11:AA:1915:U:H6	2.10	0.64
23:AP:97:PRO:HD3	23:AP:126:VAL:O	1.97	0.64
13:AC:133:PRO:CD	56:BW:20:G:C6	2.79	0.64
38:BD:145:GLU:HB3	38:BD:183:GLY:O	1.98	0.64
11:AA:1539:G:C2	11:AA:1540:U:H1'	2.32	0.64
35:BA:875:C:O2'	42:BH:14:ARG:NH1	2.31	0.64
48:BN:29:ARG:NH1	48:BN:31:ARG:O	2.31	0.64
35:BA:80:G:C3'	35:BA:81:U:H5'	2.27	0.64
11:AA:894:C:C2'	11:AA:895:U:H5'	2.28	0.64
35:BA:291:C:O2'	35:BA:292:G:H5'	1.98	0.64
35:BA:585:G:H4'	46:BL:8:ASN:HD21	1.63	0.64
7:A6:22:ALA:HB2	7:A6:39:TYR:CZ	2.33	0.64
16:AF:155:LEU:HD11	16:AF:176:LEU:HD13	1.79	0.64
36:BB:7:VAL:O	36:BB:11:LEU:HB2	1.98	0.64
16:AF:6:VAL:CG1	16:AF:7:TYR:H	2.06	0.64
13:AC:123:VAL:O	56:BW:57:C:O2'	2.13	0.64
1:A0:7:LEU:HD22	24:AQ:85:LYS:CG	2.21	0.64
29:AV:38:LEU:C	29:AV:39:LEU:HD13	2.18	0.64
35:BA:1308:U:H5''	47:BM:98:VAL:HG23	1.80	0.64
59:BZ:299:GLU:N	59:BZ:302:GLN:HE21	1.96	0.64
35:BA:508:C:OP1	38:BD:209:ARG:NH1	2.30	0.64
42:BH:103:VAL:HG23	42:BH:110:ALA:HB2	1.78	0.64
11:AA:860:U:H5	11:AA:917:A:N7	1.96	0.64
13:AC:8:ARG:HA	13:AC:11:LEU:HG	1.80	0.64
29:AV:49:THR:HB	29:AV:50:PRO:HD2	1.80	0.64
2:A1:58:ILE:HD11	2:A1:90:ILE:HB	1.80	0.64
24:AQ:21:THR:O	24:AQ:22:LYS:HB3	1.97	0.64
18:AH:68:THR:O	18:AH:72:ILE:HG12	1.98	0.64
56:BW:71:G:O2'	56:BW:72:C:H5'	1.98	0.64
11:AA:2543:G:H8	11:AA:2543:G:H5'	1.63	0.64
23:AP:83:VAL:HG11	23:AP:112:LEU:CD2	2.27	0.64
15:AE:55:ASN:ND2	15:AE:75:VAL:HG22	2.12	0.64

Continued on next page...

Continued from previous page...

Atom-1	Atom-2	Interatomic distance (Å)	Clash overlap (Å)
28:AU:79:PHE:O	28:AU:83:LEU:HD13	1.98	0.64
42:BH:11:THR:HG23	42:BH:14:ARG:HH12	1.62	0.64
2:A1:4:VAL:CG2	2:A1:11:ARG:HG2	2.27	0.64
43:BI:118:LYS:O	43:BI:119:ALA:HB3	1.97	0.64
11:AA:2572:A:N7	15:AE:145:LYS:HB2	2.13	0.64
28:AU:110:VAL:O	28:AU:113:ALA:HB3	1.98	0.64
11:AA:2752:C:O2	11:AA:2752:C:H2'	1.98	0.64
52:BR:33:ASP:HB3	52:BR:36:ASN:OD1	1.98	0.64
35:BA:426:G:H2'	35:BA:427:U:C6	2.33	0.64
59:BZ:72:THR:O	59:BZ:74:LYS:N	2.31	0.64
43:BI:11:LYS:HG3	43:BI:108:VAL:HG13	1.80	0.64
11:AA:2305:A:H5''	17:AG:134:GLY:HA3	1.80	0.64
25:AR:4:LEU:O	25:AR:4:LEU:CG	2.44	0.64
27:AT:27:THR:O	27:AT:28:VAL:HG23	1.97	0.64
11:AA:1506:C:O2	11:AA:1506:C:H2'	1.98	0.64
56:BW:76:C:O3'	56:BW:77:A:H8	1.76	0.64
35:BA:1157:A:H1'	35:BA:1181:G:H22	1.57	0.64
36:BB:235:SER:HG	36:BB:236:TYR:HD1	1.44	0.64
25:AR:100:LEU:HD21	25:AR:113:LEU:HD12	1.80	0.64
14:AD:102:LYS:C	14:AD:103:ARG:HG2	2.18	0.64
54:BT:54:LYS:HA	54:BT:57:ARG:NH2	2.13	0.64
35:BA:1498:U:H4'	35:BA:1519:A:H2	1.61	0.64
35:BA:1412:C:H2'	35:BA:1413:A:H8	1.61	0.64
29:AV:99:ILE:N	29:AV:99:ILE:HD13	2.12	0.64
11:AA:2105:C:H2'	11:AA:2106:G:H8	1.61	0.64
11:AA:894:C:O2'	11:AA:895:U:H5'	1.98	0.64
11:AA:947:G:H2'	11:AA:948:G:C8	2.33	0.64
11:AA:1590:U:H2'	11:AA:1591:G:H5''	1.78	0.64
49:BO:68:ARG:HG3	49:BO:68:ARG:HH11	1.62	0.64
35:BA:972:C:O3'	44:BJ:57:LYS:HG3	1.98	0.64
33:AZ:23:LYS:HD3	33:AZ:38:TYR:CE1	2.33	0.64
11:AA:1177:A:H5'	11:AA:1178:C:C5	2.33	0.64
44:BJ:4:ILE:HB	44:BJ:74:ILE:CD1	2.18	0.63
53:BS:62:ILE:HD12	53:BS:66:MET:CE	2.28	0.63
11:AA:2656:U:H2'	11:AA:2657:A:H5''	1.80	0.63
51:BQ:67:LYS:HA	51:BQ:70:ARG:HH12	1.62	0.63
54:BT:100:ILE:N	54:BT:100:ILE:HD12	2.13	0.63
49:BO:39:LEU:HD22	49:BO:43:LEU:HG	1.80	0.63
11:AA:2147:G:C2'	11:AA:2148:G:H5'	2.28	0.63
35:BA:1258:G:H2'	35:BA:1259:C:C6	2.33	0.63
35:BA:198:G:O2'	35:BA:199:G:H8	1.80	0.63

Continued on next page...

Continued from previous page...

Atom-1	Atom-2	Interatomic distance (Å)	Clash overlap (Å)
38:BD:129:ASN:HD22	38:BD:129:ASN:N	1.96	0.63
36:BB:178:ARG:NH1	42:BH:71:GLY:O	2.30	0.63
11:AA:2308:G:N7	11:AA:2310:A:H5'	2.11	0.63
38:BD:30:LYS:C	38:BD:32:ALA:H	2.02	0.63
13:AC:128:GLY:CA	56:BW:57:C:C2'	2.73	0.63
28:AU:92:ARG:NH1	29:AV:11:GLN:O	2.31	0.63
16:AF:160:ASN:HD21	16:AF:162:LEU:CD2	2.10	0.63
10:A9:25:VAL:HB	10:A9:34:GLN:CB	2.25	0.63
42:BH:89:PRO:HA	42:BH:92:ARG:NH1	2.12	0.63
28:AU:70:ARG:NH2	28:AU:75:ASN:HB2	2.13	0.63
29:AV:1:MET:O	29:AV:2:PHE:HB2	1.97	0.63
35:BA:1217:C:H2'	35:BA:1218:C:H6	1.63	0.63
11:AA:272(H):C:O2'	11:AA:272(I):U:H5''	1.97	0.63
11:AA:880:G:H2'	11:AA:881:G:H8	1.64	0.63
33:AZ:107:THR:CG2	33:AZ:111:VAL:HG21	2.28	0.63
11:AA:247:G:H4'	11:AA:386:G:C5	2.32	0.63
7:A6:15:GLU:OE2	7:A6:18:ARG:NH2	2.31	0.63
11:AA:1917:U:O2'	11:AA:1918:A:H5'	1.99	0.63
44:BJ:34:VAL:HG13	44:BJ:73:ASP:O	1.98	0.63
34:B2:7:ASN:HD22	34:B2:7:ASN:C	2.02	0.63
35:BA:1323:G:H2'	35:BA:1324:A:H8	1.63	0.63
53:BS:63:THR:HG23	53:BS:65:ASN:N	2.13	0.63
11:AA:2377:A:H4'	26:AS:107:GLU:O	1.98	0.63
7:A6:10:LEU:H	7:A6:10:LEU:CD2	2.09	0.63
15:AE:65:GLY:HA2	15:AE:70:ALA:HB2	1.79	0.63
37:BC:113:ALA:HB3	37:BC:114:PRO:HD3	1.80	0.63
35:BA:1080:A:H5'	39:BE:14:ARG:NH2	2.12	0.63
21:AN:58:ASP:O	21:AN:60:ILE:N	2.31	0.63
35:BA:1476:G:H2'	35:BA:1477:C:C6	2.33	0.63
35:BA:956:U:H2'	35:BA:957:U:H6	1.64	0.63
34:B2:68:TYR:C	34:B2:68:TYR:CD1	2.71	0.63
11:AA:380:U:H2'	11:AA:381:G:H8	1.61	0.63
11:AA:2303:G:O2'	17:AG:132:ASN:HB2	1.97	0.63
45:BK:124:LYS:HD2	45:BK:125:PHE:CE1	2.32	0.63
59:BZ:202:LEU:O	59:BZ:206:ILE:HD13	1.98	0.63
16:AF:178:PRO:CB	16:AF:201:VAL:HG11	2.16	0.63
55:BU:12:LYS:HG3	55:BU:17:THR:O	1.98	0.63
32:AY:13:VAL:HG21	32:AY:72:VAL:HB	1.79	0.63
13:AC:83:ILE:HD11	13:AC:97:GLU:OE2	1.98	0.63
27:AT:28:VAL:HG11	27:AT:46:GLU:CD	2.19	0.63
11:AA:1242:A:N1	23:AP:8:PRO:HG3	2.12	0.63

Continued on next page...

Continued from previous page...

Atom-1	Atom-2	Interatomic distance (Å)	Clash overlap (Å)
44:BJ:96:ILE:HD13	44:BJ:96:ILE:N	2.13	0.63
11:AA:2068:U:N3	11:AA:2430:A:H2	1.95	0.63
37:BC:55:VAL:HG13	37:BC:68:VAL:HG22	1.79	0.63
27:AT:98:LYS:HB3	27:AT:100:TYR:CE1	2.34	0.63
6:A5:56:LYS:HE2	6:A5:59:GLU:OE1	1.97	0.63
35:BA:1148:U:H2'	35:BA:1149:C:O4'	1.99	0.63
21:AN:131:GLN:HE22	21:AN:133:GLN:HA	1.63	0.63
11:AA:2476:A:H2'	11:AA:2477:C:C5'	2.28	0.63
53:BS:19:VAL:O	53:BS:23:ASN:HB2	1.98	0.63
59:BZ:224:PRO:HB2	59:BZ:346:THR:HG23	1.80	0.63
11:AA:1301:A:O2'	11:AA:1302:A:C3'	2.47	0.63
11:AA:1021:A:H3'	11:AA:1021:A:H8	1.62	0.63
11:AA:1169:G:H1	11:AA:1180:C:N4	1.94	0.63
11:AA:1720:U:H2'	11:AA:1721:G:O4'	1.99	0.63
33:AZ:28:MET:HE3	33:AZ:59:LEU:HD12	1.80	0.63
14:AD:6:PHE:CE1	14:AD:18:VAL:HG12	2.33	0.63
35:BA:16:A:N1	35:BA:919:A:H2	1.96	0.63
39:BE:120:THR:HG23	39:BE:121:LYS:H	1.63	0.63
14:AD:133:LEU:HA	14:AD:136:ILE:HD13	1.80	0.63
1:A0:55:ARG:CZ	11:AA:2384:G:OP1	2.47	0.63
24:AQ:137:TYR:HD1	24:AQ:137:TYR:H	1.46	0.63
58:BY:79:C:H2'	58:BY:80:A:C8	2.34	0.63
35:BA:1499:A:O2'	35:BA:1500:A:H5'	1.98	0.63
35:BA:353:A:H8	35:BA:353:A:H5'	1.64	0.63
35:BA:1137:C:H4'	35:BA:1138:G:C2	2.33	0.63
35:BA:1196:U:O2	35:BA:1196:U:H2'	1.98	0.63
17:AG:85:GLY:O	17:AG:87:PRO:HD3	1.98	0.63
14:AD:35:LYS:HZ2	14:AD:36:PRO:CD	2.11	0.63
16:AF:160:ASN:ND2	16:AF:162:LEU:HD22	2.09	0.63
36:BB:69:LEU:HD23	36:BB:159:PRO:CG	2.28	0.63
35:BA:1248:A:H2'	35:BA:1249:C:H5'	1.81	0.63
1:A0:26:TYR:O	1:A0:67:VAL:HB	1.97	0.63
15:AE:167:VAL:HG13	15:AE:167:VAL:O	1.99	0.63
41:BG:13:GLN:NE2	41:BG:14:PRO:HD2	2.14	0.63
49:BO:33:THR:HG21	49:BO:85:LEU:HD21	1.81	0.63
12:AB:111:G:C2'	12:AB:112:U:H5'	2.29	0.63
45:BK:115:PRO:C	45:BK:117:ASN:H	2.02	0.63
54:BT:44:ALA:CB	54:BT:88:VAL:HG13	2.29	0.63
11:AA:1210:A:H5'	11:AA:1210:A:H8	1.64	0.63
11:AA:271(A):A:H5'	11:AA:271(B):C:OP2	1.98	0.63
36:BB:129:GLU:O	36:BB:130:ARG:O	2.17	0.63

Continued on next page...

Continued from previous page...

Atom-1	Atom-2	Interatomic distance (Å)	Clash overlap (Å)
43:BI:52:ALA:HB3	43:BI:95:LYS:CE	2.18	0.63
32:AY:29:GLU:N	32:AY:29:GLU:OE1	2.31	0.63
17:AG:141:PHE:HB3	17:AG:142:PRO:HD2	1.79	0.63
1:A0:12:ASN:HD22	11:AA:2278:A:H8	1.46	0.63
9:A8:15:LYS:HD2	23:AP:65:ARG:NH2	2.12	0.63
46:BL:53:ARG:HD2	46:BL:53:ARG:N	2.14	0.63
35:BA:59:A:H1'	35:BA:354:G:N2	2.13	0.63
18:AH:104:GLU:OE1	18:AH:104:GLU:O	2.17	0.63
45:BK:126:ARG:HH11	45:BK:126:ARG:HB3	1.64	0.63
13:AC:215:THR:OG1	13:AC:216:THR:N	2.30	0.63
6:A5:4:HIS:O	11:AA:2056:G:N2	2.31	0.63
23:AP:96:THR:HG22	23:AP:126:VAL:HB	1.80	0.63
26:AS:13:ARG:HG3	26:AS:14:VAL:N	2.07	0.63
28:AU:88:ILE:C	28:AU:90:VAL:N	2.52	0.63
13:AC:29:VAL:HA	13:AC:32:LEU:HD12	1.81	0.63
5:A4:25:TYR:HB2	17:AG:101:ILE:HD13	1.81	0.63
33:AZ:130:PRO:CA	33:AZ:133:ILE:HD11	2.25	0.63
36:BB:236:TYR:H	36:BB:236:TYR:HD1	1.47	0.63
30:AW:92:ARG:HH11	30:AW:92:ARG:CB	2.11	0.63
46:BL:27:LEU:O	46:BL:29:GLY:N	2.32	0.63
40:BF:64:GLN:O	40:BF:64:GLN:HG3	1.98	0.63
37:BC:143:GLU:HG2	37:BC:143:GLU:O	1.98	0.63
20:AK:11:UNK:HA	20:AK:54:UNK:HA	1.81	0.63
21:AN:84:LYS:C	21:AN:85:ILE:HG13	2.18	0.63
11:AA:363(B):G:H2'	11:AA:363(C):G:C8	2.32	0.63
35:BA:939:G:H5''	41:BG:102:ARG:NH2	2.14	0.63
35:BA:697:U:H2'	35:BA:698:G:H5'	1.81	0.63
11:AA:2176:A:H4'	13:AC:213:TYR:CD1	2.34	0.63
27:AT:50:ILE:HA	27:AT:99:LEU:HD11	1.81	0.63
11:AA:661:C:O3'	23:AP:18:ARG:HD2	1.99	0.63
26:AS:35:ILE:HD11	26:AS:99:LYS:HE3	1.79	0.63
13:AC:171:ILE:HG21	13:AC:196:LEU:CD1	2.29	0.63
18:AH:23:ARG:NH1	18:AH:36:PRO:HB3	2.14	0.63
9:A8:43:GLN:C	9:A8:44:LYS:HD2	2.18	0.63
11:AA:862:G:H2'	11:AA:863:A:O4'	1.99	0.63
16:AF:51:THR:CG2	16:AF:92:PRO:HD2	2.29	0.63
56:BW:29:C:H2'	56:BW:30:G:H8	1.63	0.63
11:AA:2195:C:O2'	11:AA:2196:C:H5'	1.98	0.63
54:BT:18:GLN:O	54:BT:22:ARG:HG3	1.97	0.63
35:BA:1375:A:H2'	35:BA:1376:U:O4'	1.99	0.63
58:BY:4:G:O2'	58:BY:5:G:H5'	1.98	0.62

Continued on next page...

Continued from previous page...

Atom-1	Atom-2	Interatomic distance (Å)	Clash overlap (Å)
22:AO:80:ASP:OD2	27:AT:71:GLY:HA3	1.99	0.62
36:BB:14:GLY:O	36:BB:15:VAL:HG13	1.99	0.62
10:A9:1:MET:HA	10:A9:4:ARG:CZ	2.28	0.62
5:A4:16:CYS:SG	5:A4:17:GLY:N	2.72	0.62
35:BA:958:A:N6	53:BS:77:THR:O	2.31	0.62
32:AY:63:LYS:CG	32:AY:64:GLU:H	2.11	0.62
35:BA:1233:G:H2'	35:BA:1234:C:C6	2.34	0.62
5:A4:6:HIS:HB3	17:AG:67:LYS:HE3	1.81	0.62
21:AN:28:THR:CG2	21:AN:29:LYS:N	2.61	0.62
21:AN:10:GLU:OE2	21:AN:11:PRO:HD2	1.98	0.62
11:AA:1368:G:O2'	11:AA:1369:G:H5'	1.99	0.62
35:BA:619:U:H3	38:BD:135:LEU:HD11	1.64	0.62
21:AN:22:THR:HA	21:AN:61:ARG:O	1.98	0.62
11:AA:116:C:O2'	11:AA:117:G:H5'	1.99	0.62
51:BQ:74:LEU:HD12	51:BQ:75:ARG:HG2	1.80	0.62
11:AA:352:G:H1'	11:AA:354:G:N7	2.13	0.62
10:A9:17:ILE:HG21	10:A9:19:ARG:HH21	1.64	0.62
11:AA:53:A:H2'	11:AA:54:G:H5'	1.81	0.62
56:BV:4:G:O2'	56:BV:5:G:H8	1.81	0.62
7:A6:15:GLU:CD	7:A6:18:ARG:NH1	2.53	0.62
11:AA:2121:G:C1'	13:AC:167:LYS:HZ2	2.12	0.62
38:BD:190:ASP:O	38:BD:194:LEU:HD23	1.99	0.62
26:AS:13:ARG:O	26:AS:15:ARG:HG3	1.99	0.62
11:AA:1947:C:H2'	11:AA:1948:G:C5'	2.26	0.62
36:BB:172:ILE:HD12	36:BB:172:ILE:N	2.10	0.62
23:AP:85:LEU:HD23	23:AP:85:LEU:N	2.12	0.62
35:BA:17:U:H2'	35:BA:18:C:C6	2.34	0.62
21:AN:57:ALA:HB3	21:AN:124:ALA:HA	1.81	0.62
58:BY:82:C:H2'	58:BY:83:U:C6	2.34	0.62
11:AA:1058:G:H21	11:AA:1081:U:H3	1.47	0.62
35:BA:1409:C:H2'	35:BA:1410:G:C8	2.35	0.62
35:BA:963:G:H2'	35:BA:964:A:H8	1.63	0.62
58:BY:3:G:OP2	59:BZ:87:ASP:HB3	1.99	0.62
13:AC:86:ALA:HB3	13:AC:94:VAL:CG1	2.29	0.62
35:BA:1122:U:H2'	35:BA:1123:A:H5'	1.81	0.62
44:BJ:6:ILE:HA	44:BJ:97:GLU:O	1.99	0.62
27:AT:46:GLU:O	27:AT:65:LYS:HD2	1.99	0.62
13:AC:171:ILE:O	13:AC:171:ILE:HG23	1.99	0.62
36:BB:114:ARG:HD2	36:BB:118:LEU:HD11	1.80	0.62
14:AD:35:LYS:NZ	14:AD:36:PRO:HD3	2.14	0.62
21:AN:125:GLY:HA3	21:AN:126:PRO:O	1.99	0.62

Continued on next page...

Continued from previous page...

Atom-1	Atom-2	Interatomic distance (Å)	Clash overlap (Å)
32:AY:17:SER:OG	32:AY:18:GLY:N	2.31	0.62
35:BA:262:A:H2'	35:BA:263:A:C8	2.34	0.62
11:AA:1678:G:N2	11:AA:1989:G:H22	1.97	0.62
11:AA:519:U:H2'	11:AA:520:G:H8	1.65	0.62
35:BA:930:C:O2'	35:BA:931:C:H5'	2.00	0.62
11:AA:404:C:H4'	11:AA:405:U:H5'	1.81	0.62
35:BA:1240:U:OP1	41:BG:116:ALA:HB2	1.99	0.62
35:BA:1162:C:H42	35:BA:1174:G:H1	1.46	0.62
54:BT:26:ASN:HD22	54:BT:27:LYS:N	1.97	0.62
59:BZ:215:ARG:O	59:BZ:216:ASP:HB2	1.98	0.62
11:AA:1887:C:C3'	11:AA:1888:G:H5''	2.29	0.62
13:AC:163:PHE:HD1	13:AC:171:ILE:HD11	1.64	0.62
47:BM:16:ASP:HA	47:BM:30:ALA:HB1	1.81	0.62
47:BM:97:PRO:HG3	47:BM:103:THR:HG22	1.80	0.62
53:BS:6:LYS:N	53:BS:6:LYS:HD3	2.14	0.62
48:BN:7:ILE:O	48:BN:11:LYS:HE3	1.99	0.62
11:AA:528:A:C2	11:AA:2043:C:H4'	2.34	0.62
35:BA:460:G:N1	35:BA:470:C:H5''	2.14	0.62
11:AA:925:C:H2'	11:AA:926:A:C5'	2.29	0.62
36:BB:90:MET:CE	36:BB:90:MET:HA	2.29	0.62
11:AA:443:A:H1'	11:AA:1201:C:O4'	1.99	0.62
11:AA:771:G:H2'	11:AA:772:C:H6	1.64	0.62
33:AZ:155:LEU:N	33:AZ:155:LEU:CD2	2.62	0.62
9:A8:61:LEU:H	9:A8:61:LEU:CD1	1.86	0.62
35:BA:1059:C:H2'	35:BA:1060:C:C6	2.34	0.62
34:B2:83:LYS:HG3	34:B2:84:HIS:N	2.14	0.62
1:A0:7:LEU:HD21	24:AQ:81:VAL:HG22	1.82	0.62
15:AE:111:ARG:HB3	25:AR:2:ARG:HH12	1.64	0.62
21:AN:134:ARG:O	21:AN:136:GLU:N	2.33	0.62
53:BS:62:ILE:HA	53:BS:66:MET:HE1	1.80	0.62
35:BA:1189:C:O3'	37:BC:5:ILE:HD12	1.98	0.62
27:AT:118:ARG:HH12	35:BA:1442(A):G:H5''	1.62	0.62
10:A9:7:VAL:HG21	10:A9:36:GLN:HB2	1.82	0.62
18:AH:20:ALA:HB1	18:AH:21:PRO:CD	2.29	0.62
25:AR:117:VAL:HG22	25:AR:118:GLU:N	2.14	0.62
5:A4:34:GLU:CG	47:BM:57:ARG:HH22	2.09	0.62
46:BL:51:ALA:HB3	46:BL:53:ARG:HE	1.64	0.62
46:BL:94:PRO:O	46:BL:96:VAL:N	2.30	0.62
29:AV:3:ALA:O	29:AV:13:ARG:HA	2.00	0.62
11:AA:1614:A:N6	30:AW:92:ARG:O	2.32	0.62
11:AA:658:C:H2'	11:AA:659:C:C6	2.34	0.62

Continued on next page...

Continued from previous page...

Atom-1	Atom-2	Interatomic distance (Å)	Clash overlap (Å)
42:BH:20:TYR:HE2	42:BH:75:ARG:HD2	1.63	0.62
11:AA:80:G:O2'	11:AA:81:G:H5'	2.00	0.62
35:BA:966:G:O2'	35:BA:967:C:C6	2.52	0.62
25:AR:38:VAL:HB	25:AR:39:PRO:HD3	1.81	0.62
11:AA:907:U:OP2	24:AQ:24:GLY:N	2.28	0.62
11:AA:2774:C:H2'	11:AA:2775:A:O4'	1.99	0.62
35:BA:648:A:H2'	35:BA:649:G:H8	1.63	0.62
14:AD:267:SER:C	14:AD:269:PHE:H	2.03	0.62
35:BA:542:G:OP2	38:BD:10:ARG:NH2	2.33	0.62
38:BD:127:THR:CG2	38:BD:128:VAL:N	2.61	0.62
7:A6:32:ASN:O	7:A6:33:LYS:HB2	1.98	0.62
7:A6:45:LYS:HB3	7:A6:45:LYS:NZ	2.15	0.62
59:BZ:313:HIS:ND1	59:BZ:405:GLU:O	2.31	0.62
43:BI:108:VAL:HG12	43:BI:109:VAL:H	1.63	0.62
26:AS:89:ARG:HB3	26:AS:92:TYR:HB3	1.82	0.62
32:AY:7:VAL:CG1	32:AY:8:LYS:HZ2	2.13	0.62
23:AP:16:ARG:HD3	23:AP:17:LYS:N	2.14	0.62
47:BM:74:VAL:HA	47:BM:77:ASN:HD22	1.65	0.62
32:AY:46:LYS:H	32:AY:62:GLU:CG	2.12	0.62
32:AY:46:LYS:N	32:AY:62:GLU:HG2	2.15	0.62
9:A8:32:LEU:HB3	9:A8:36:LYS:HD2	1.82	0.62
11:AA:1689:A:H62	11:AA:1698:A:H2	1.45	0.62
35:BA:1493:A:OP1	35:BA:1493:A:H3'	2.00	0.62
11:AA:1779:U:C5	11:AA:1784:A:N7	2.66	0.62
35:BA:711:G:O2'	35:BA:712:A:H5'	2.00	0.62
56:BW:60:A:C2'	56:BW:61:U:H5'	2.30	0.62
14:AD:62:TYR:CE1	14:AD:64:ILE:HA	2.35	0.62
42:BH:112:LEU:HD23	42:BH:112:LEU:N	2.14	0.62
42:BH:82:HIS:HD2	42:BH:138:TRP:NE1	1.96	0.62
35:BA:763:G:H2'	35:BA:764:C:H6	1.64	0.62
35:BA:1428:A:H2'	35:BA:1429:C:C6	2.34	0.62
7:A6:15:GLU:CG	7:A6:18:ARG:NH1	2.63	0.62
7:A6:12:GLU:HB2	7:A6:52:VAL:HG12	1.80	0.62
24:AQ:141:GLN:NE2	33:AZ:72:ARG:HD3	2.14	0.62
24:AQ:134:ARG:NH1	33:AZ:122:ARG:CZ	2.63	0.62
11:AA:2377:A:H2'	11:AA:2378:A:C8	2.34	0.62
17:AG:2:PRO:O	17:AG:3:LEU:CB	2.47	0.62
29:AV:72:VAL:HG23	29:AV:85:LYS:HB2	1.82	0.62
11:AA:1204:A:H2	11:AA:1241:A:N1	1.97	0.62
54:BT:48:LYS:HB3	54:BT:51:GLU:CG	2.30	0.62
42:BH:88:LYS:HB3	42:BH:89:PRO:HD2	1.80	0.62

Continued on next page...

Continued from previous page...

Atom-1	Atom-2	Interatomic distance (Å)	Clash overlap (Å)
3:A2:5:GLU:HG3	3:A2:9:GLN:OE1	1.99	0.62
16:AF:126:VAL:HG11	16:AF:142:TRP:CH2	2.35	0.62
56:BW:22:A:H4'	56:BW:23:G:H8	1.64	0.62
13:AC:81:GLU:C	13:AC:82:LYS:HE2	2.20	0.62
43:BI:7:THR:O	43:BI:80:GLY:HA2	1.98	0.62
43:BI:7:THR:HG22	43:BI:8:GLY:N	2.13	0.62
12:AB:50:G:OP1	26:AS:63:THR:HG23	1.98	0.62
11:AA:1952:A:C6	22:AO:22:ILE:HD12	2.34	0.62
32:AY:81:LYS:HD2	32:AY:96:ILE:HD12	1.82	0.62
38:BD:170:VAL:HG12	38:BD:174:LEU:HB2	1.82	0.62
43:BI:52:ALA:CB	43:BI:95:LYS:HE2	2.20	0.62
17:AG:60:LEU:O	17:AG:64:THR:HG22	2.00	0.62
26:AS:31:SER:HB3	26:AS:34:HIS:O	2.00	0.62
15:AE:186:GLY:O	15:AE:187:ALA:CB	2.48	0.62
11:AA:141:A:C8	11:AA:1408:C:O2'	2.44	0.62
59:BZ:268:THR:O	59:BZ:289:LEU:HD23	2.00	0.62
15:AE:120:TRP:CD2	15:AE:155:LYS:HG2	2.34	0.62
35:BA:92:C:H2'	35:BA:93:G:C8	2.31	0.62
50:BP:6:LEU:HB3	50:BP:17:TYR:HB3	1.82	0.62
27:AT:73:GLU:OE2	27:AT:103:ARG:HD3	2.00	0.62
34:B2:14:TYR:HB3	34:B2:121:ARG:H	1.63	0.62
22:AO:63:VAL:HG12	22:AO:106:LEU:HD11	1.81	0.62
3:A2:17:SER:HG	3:A2:20:GLU:HB3	1.64	0.62
59:BZ:219:LYS:HB3	59:BZ:220:PRO:HD2	1.81	0.62
33:AZ:119:GLU:HG3	33:AZ:122:ARG:NH1	2.15	0.62
28:AU:92:ARG:CZ	29:AV:11:GLN:HG2	2.30	0.62
16:AF:168:ARG:O	16:AF:169:ASN:C	2.38	0.62
4:A3:35:ARG:HH11	4:A3:35:ARG:CB	2.09	0.62
11:AA:1301:A:O2'	11:AA:1302:A:H3'	1.99	0.62
35:BA:78:G:N2	35:BA:91:C:H42	1.95	0.62
27:AT:32:TYR:N	27:AT:32:TYR:CD1	2.66	0.62
37:BC:34:LEU:HD21	37:BC:38:ARG:NE	2.13	0.62
11:AA:1550:C:OP1	11:AA:1720:U:O2'	2.18	0.62
11:AA:1766:U:H2'	11:AA:1767:C:C6	2.33	0.62
43:BI:43:ALA:O	43:BI:45:ALA:N	2.32	0.62
43:BI:43:ALA:C	43:BI:45:ALA:H	2.03	0.62
21:AN:21:LYS:HD3	21:AN:22:THR:N	2.15	0.62
24:AQ:10:ARG:NH1	24:AQ:10:ARG:HB2	2.14	0.62
11:AA:2267:A:H5''	11:AA:2268:A:H5'	1.82	0.62
35:BA:148:G:O2'	35:BA:149:A:H5'	1.99	0.62
13:AC:72:VAL:HG23	13:AC:111:ASP:HB3	1.82	0.62

Continued on next page...

Continued from previous page...

Atom-1	Atom-2	Interatomic distance (Å)	Clash overlap (Å)
53:BS:24:ALA:O	53:BS:25:LYS:HB2	1.99	0.62
35:BA:915:A:H2'	35:BA:916:G:H5'	1.80	0.62
15:AE:199:ARG:HG2	15:AE:200:GLU:OE1	2.00	0.62
44:BJ:6:ILE:HG22	44:BJ:98:ILE:HD12	1.81	0.62
28:AU:92:ARG:NE	29:AV:11:GLN:HG2	2.13	0.62
47:BM:65:LYS:HE2	47:BM:73:GLU:OE1	2.00	0.62
36:BB:238:LEU:HG	36:BB:238:LEU:O	1.99	0.62
46:BL:68:ALA:HB2	46:BL:85:ILE:HD11	1.80	0.62
35:BA:719:C:C2	52:BR:50:ILE:HG12	2.35	0.62
2:A1:8:SER:HB3	2:A1:66:HIS:CD2	2.35	0.62
11:AA:309:G:O3'	32:AY:18:GLY:HA2	2.00	0.62
11:AA:1058:G:C2'	11:AA:1059:G:H5''	2.30	0.62
16:AF:20:LEU:N	16:AF:24:LEU:HD21	2.06	0.61
27:AT:46:GLU:OE2	27:AT:88:ILE:HG13	2.00	0.61
1:A0:10:THR:HG22	1:A0:11:ARG:H	1.65	0.61
11:AA:27:G:N2	11:AA:512:G:C2'	2.63	0.61
25:AR:55:ALA:HA	25:AR:80:PHE:CZ	2.35	0.61
35:BA:373:A:O2'	35:BA:374:A:H5'	1.99	0.61
35:BA:1443:G:N2	35:BA:1460:A:H1'	2.14	0.61
11:AA:1192:G:N7	23:AP:29:LYS:NZ	2.44	0.61
43:BI:112:LYS:HD3	43:BI:112:LYS:C	2.20	0.61
10:A9:8:LYS:HA	10:A9:8:LYS:HE2	1.81	0.61
21:AN:129:PRO:O	21:AN:130:HIS:HB3	2.00	0.61
35:BA:27:G:H2'	35:BA:28:G:H8	1.64	0.61
7:A6:15:GLU:HB2	7:A6:20:ASN:HB3	1.82	0.61
7:A6:33:LYS:CE	7:A6:33:LYS:HA	2.21	0.61
35:BA:975:A:C8	35:BA:975:A:H5'	2.33	0.61
3:A2:22:GLU:HG2	3:A2:64:LEU:CD1	2.12	0.61
44:BJ:4:ILE:HD13	44:BJ:77:PRO:CB	2.31	0.61
59:BZ:325:LYS:HG3	59:BZ:331:HIS:CB	2.30	0.61
55:BU:4:GLY:O	55:BU:6:ARG:N	2.33	0.61
27:AT:89:VAL:HB	27:AT:91:ARG:HG3	1.82	0.61
15:AE:55:ASN:O	15:AE:56:PRO:C	2.38	0.61
11:AA:996:A:H4'	28:AU:92:ARG:NE	2.15	0.61
47:BM:23:TYR:HB3	47:BM:67:GLU:CB	2.30	0.61
11:AA:1257:C:H2'	11:AA:1258:C:H6	1.64	0.61
27:AT:41:ARG:HH11	27:AT:42:ILE:N	1.98	0.61
47:BM:49:THR:CB	47:BM:52:GLU:HG3	2.29	0.61
54:BT:74:LYS:CG	54:BT:75:ASN:H	2.13	0.61
13:AC:64:LEU:HB3	13:AC:188:ASN:ND2	2.14	0.61
44:BJ:78:ASN:HD22	44:BJ:81:THR:HG23	1.66	0.61

Continued on next page...

Continued from previous page...

Atom-1	Atom-2	Interatomic distance (Å)	Clash overlap (Å)
3:A2:63:VAL:HA	3:A2:66:GLU:HG2	1.82	0.61
11:AA:1683:C:H2'	11:AA:1684:C:H6	1.63	0.61
39:BE:102:ALA:HB1	39:BE:106:PRO:HG2	1.81	0.61
11:AA:1441:G:O2'	11:AA:1442:G:H5'	1.99	0.61
13:AC:54:SER:HB2	56:BW:63:C:H5''	1.81	0.61
27:AT:28:VAL:CG1	27:AT:46:GLU:HA	2.30	0.61
28:AU:92:ARG:HB3	29:AV:11:GLN:NE2	2.15	0.61
11:AA:2415:G:H4'	23:AP:67:MET:N	2.15	0.61
15:AE:154:LYS:O	15:AE:155:LYS:HB2	1.99	0.61
6:A5:43:HIS:CD2	11:AA:2884:U:H5	2.16	0.61
54:BT:57:ARG:NH1	54:BT:102:GLY:HA3	2.14	0.61
25:AR:7:GLY:C	25:AR:8:ARG:NE	2.53	0.61
5:A4:30:GLU:C	5:A4:31:ILE:HD12	2.20	0.61
22:AO:7:TYR:HE1	22:AO:20:MET:HE3	1.64	0.61
54:BT:44:ALA:HB2	54:BT:88:VAL:HG13	1.81	0.61
35:BA:556:C:O2'	35:BA:557:G:H5'	2.00	0.61
30:AW:64:MET:O	30:AW:65:LEU:HB3	1.98	0.61
11:AA:796:C:H2'	11:AA:797:C:C6	2.35	0.61
31:AX:8:ILE:N	31:AX:8:ILE:HD12	2.15	0.61
34:B2:5:LEU:O	34:B2:104:LYS:HB2	1.99	0.61
34:B2:48:PHE:CB	34:B2:53:LEU:HA	2.22	0.61
34:B2:87:ARG:CA	34:B2:90:LEU:HD23	2.25	0.61
29:AV:16:PRO:O	29:AV:96:ILE:HB	2.01	0.61
29:AV:38:LEU:HD23	29:AV:39:LEU:N	2.15	0.61
11:AA:1069:A:C1'	11:AA:1070:A:OP2	2.45	0.61
11:AA:1484:G:C3'	11:AA:1485:G:H5''	2.29	0.61
31:AX:12:VAL:CG2	31:AX:17:ALA:HB1	2.30	0.61
46:BL:41:ARG:NH1	46:BL:43:VAL:HG12	2.14	0.61
25:AR:52:ILE:O	25:AR:55:ALA:HB3	2.00	0.61
11:AA:774:A:H2	11:AA:787:U:O2'	1.83	0.61
35:BA:1104:G:P	36:BB:111:ARG:HD2	2.41	0.61
35:BA:769:G:H4'	35:BA:1513:A:H4'	1.83	0.61
22:AO:49:ARG:HD3	22:AO:49:ARG:H	1.65	0.61
11:AA:1817:G:H2'	11:AA:1818:U:H5'	1.82	0.61
25:AR:45:ARG:HG3	25:AR:46:GLY:H	1.65	0.61
11:AA:2496:C:O2'	11:AA:2497:A:H5'	1.99	0.61
11:AA:1155:A:OP2	28:AU:55:ARG:HD2	2.00	0.61
44:BJ:63:PHE:CZ	48:BN:45:ARG:HG3	2.33	0.61
34:B2:7:ASN:HB2	34:B2:41:PHE:CD2	2.36	0.61
27:AT:50:ILE:HA	27:AT:99:LEU:HD12	1.81	0.61
37:BC:58:GLU:N	37:BC:65:ALA:HB3	2.09	0.61

Continued on next page...

Continued from previous page...

Atom-1	Atom-2	Interatomic distance (Å)	Clash overlap (Å)
36:BB:209:ARG:HD3	36:BB:239:VAL:CG1	2.28	0.61
48:BN:6:LEU:HB3	48:BN:23:ARG:NH2	2.16	0.61
3:A2:32:LEU:O	3:A2:32:LEU:HD23	2.01	0.61
35:BA:189(I):G:O2'	35:BA:189(J):G:H5'	2.00	0.61
35:BA:189(K):U:H2'	35:BA:189(L):G:H8	1.63	0.61
35:BA:736:C:H2'	35:BA:737:A:C8	2.36	0.61
29:AV:49:THR:HB	29:AV:50:PRO:CD	2.30	0.61
24:AQ:137:TYR:N	24:AQ:137:TYR:CD1	2.65	0.61
41:BG:137:LYS:O	41:BG:141:VAL:HG23	2.00	0.61
11:AA:402:A:O2'	11:AA:403:U:H5'	1.99	0.61
15:AE:128:SER:OG	15:AE:129:HIS:N	2.32	0.61
13:AC:143:GLY:O	13:AC:152:ILE:HG21	2.01	0.61
35:BA:1397:C:H2'	35:BA:1397:C:O2	2.00	0.61
13:AC:75:LEU:O	13:AC:114:VAL:HG22	2.01	0.61
11:AA:2801(A):A:H5'	11:AA:2802:G:C8	2.26	0.61
17:AG:111:LEU:HB2	17:AG:112:PRO:CD	2.30	0.61
11:AA:483:A:O3'	32:AY:49:VAL:HG22	2.00	0.61
11:AA:887:A:H2'	11:AA:887:A:N3	2.15	0.61
27:AT:33:LYS:HG3	27:AT:43:GLN:CB	2.30	0.61
12:AB:25:A:N3	12:AB:25:A:H2'	2.15	0.61
13:AC:103:ILE:O	13:AC:104:LEU:HD22	2.00	0.61
13:AC:201:PRO:HD2	13:AC:208:PHE:CZ	2.36	0.61
58:BY:87:C:O2	59:BZ:295:ARG:NH2	2.34	0.61
43:BI:111:ARG:HD2	48:BN:61:TRP:OXT	1.99	0.61
16:AF:103:LYS:HG2	16:AF:106:ARG:HH21	1.66	0.61
12:AB:13:A:O2'	12:AB:14:U:H3'	2.01	0.61
35:BA:992:U:H4'	35:BA:993:G:O5'	2.01	0.61
11:AA:473:G:H5''	11:AA:508:G:N2	2.14	0.61
38:BD:13:ARG:O	38:BD:15:GLU:N	2.33	0.61
59:BZ:101:GLY:CA	59:BZ:210:ILE:HD11	2.17	0.61
59:BZ:98:GLN:NE2	59:BZ:285:ASN:HD21	1.98	0.61
11:AA:747:U:H5	11:AA:2014:A:N3	1.97	0.61
43:BI:53:VAL:HG23	43:BI:55:ALA:H	1.64	0.61
17:AG:43:LEU:HD11	17:AG:153:ARG:CB	2.30	0.61
21:AN:133:GLN:CG	21:AN:135:PRO:HD3	2.25	0.61
26:AS:15:ARG:NH1	26:AS:15:ARG:CB	2.61	0.61
17:AG:144:ILE:O	17:AG:144:ILE:HG23	1.99	0.61
11:AA:896:A:H5'	33:AZ:146:ILE:HD12	1.82	0.61
35:BA:522:C:H41	46:BL:53:ARG:HH22	1.48	0.61
11:AA:1188:U:H4'	29:AV:79:VAL:HG13	1.82	0.61
43:BI:37:PHE:CE2	43:BI:74:ILE:HG12	2.35	0.61

Continued on next page...

Continued from previous page...

Atom-1	Atom-2	Interatomic distance (Å)	Clash overlap (Å)
39:BE:31:LEU:HD23	39:BE:45:PHE:HB2	1.83	0.61
11:AA:607:U:OP2	16:AF:102:PRO:HA	2.01	0.61
30:AW:1:MET:O	30:AW:64:MET:HE3	2.00	0.61
35:BA:1031:G:H2'	35:BA:1032:G:O4'	2.00	0.61
14:AD:44:ASN:HB3	14:AD:49:ILE:CA	2.14	0.61
59:BZ:314:THR:H	59:BZ:405:GLU:HB2	1.66	0.61
38:BD:110:PHE:N	38:BD:110:PHE:CD1	2.69	0.61
32:AY:29:GLU:OE2	32:AY:38:ILE:HG21	2.00	0.61
17:AG:47:LYS:HG3	17:AG:81:LYS:HG3	1.82	0.61
5:A4:10:VAL:HG22	5:A4:11:PRO:CD	2.23	0.61
47:BM:82:MET:HB3	47:BM:93:ARG:NH2	2.16	0.61
27:AT:41:ARG:HD3	27:AT:41:ARG:C	2.21	0.61
15:AE:188:VAL:HG23	15:AE:189:PRO:HD2	1.81	0.61
35:BA:393:A:O2'	35:BA:394:G:H5'	2.00	0.61
18:AH:89:ILE:O	18:AH:89:ILE:CG1	2.49	0.61
39:BE:7:GLU:O	39:BE:8:GLU:HB3	1.98	0.61
11:AA:2726:U:H4'	22:AO:1:MET:HE3	1.82	0.61
11:AA:947:G:H2'	11:AA:948:G:H8	1.64	0.61
24:AQ:137:TYR:N	24:AQ:137:TYR:HD1	1.99	0.61
37:BC:73:PRO:C	37:BC:75:VAL:H	2.03	0.61
24:AQ:35:VAL:HG11	24:AQ:130:LYS:HE3	1.81	0.61
11:AA:173:G:H5'	11:AA:174:C:OP1	2.01	0.61
11:AA:2389:G:H5''	11:AA:2390:U:O4'	2.01	0.61
16:AF:123:LEU:CD1	16:AF:192:LEU:HD22	2.30	0.61
6:A5:3:LYS:HG2	11:AA:747:U:OP2	2.01	0.61
58:BY:1:G:OP3	58:BY:1:G:H8	1.83	0.61
35:BA:1305:G:H5''	55:BU:4:GLY:CA	2.23	0.61
15:AE:111:ARG:HB3	25:AR:2:ARG:NH1	2.16	0.61
15:AE:70:ALA:O	15:AE:72:VAL:N	2.34	0.61
21:AN:55:VAL:CG2	21:AN:126:PRO:HA	2.31	0.61
3:A2:32:LEU:HD11	3:A2:54:LYS:HG3	1.81	0.61
38:BD:100:ARG:HG3	38:BD:100:ARG:HH11	1.66	0.61
35:BA:918:A:H2'	35:BA:919:A:C8	2.35	0.61
11:AA:2327:A:H2'	11:AA:2328:A:C8	2.36	0.61
27:AT:100:TYR:HB3	27:AT:103:ARG:NH2	2.15	0.61
11:AA:2150:U:H2'	11:AA:2151:G:C8	2.36	0.61
11:AA:123:G:O2'	11:AA:124:G:H5'	2.01	0.61
35:BA:659:U:O2'	35:BA:660:G:H5'	2.01	0.61
11:AA:2845:G:O2'	11:AA:2846:G:H5'	2.00	0.61
11:AA:2523:G:C2'	11:AA:2524:G:H5''	2.30	0.61
15:AE:75:VAL:O	15:AE:77:ILE:N	2.29	0.61

Continued on next page...

Continued from previous page...

Atom-1	Atom-2	Interatomic distance (Å)	Clash overlap (Å)
35:BA:1125:U:N3	44:BJ:5:ARG:NH2	2.43	0.61
17:AG:107:LEU:HD13	17:AG:177:GLY:O	2.00	0.61
32:AY:59:GLY:O	32:AY:60:PHE:CD1	2.53	0.61
23:AP:6:LEU:HG	23:AP:9:ASN:CB	2.25	0.61
14:AD:25:THR:O	14:AD:26:LYS:O	2.19	0.61
11:AA:2579:C:O3'	15:AE:131:ALA:HB2	2.00	0.61
13:AC:186:ALA:O	13:AC:190:ARG:HG3	2.01	0.61
11:AA:272(H):C:H2'	11:AA:272(I):U:C5'	2.30	0.61
35:BA:1010:G:H22	35:BA:1020:U:H1'	1.66	0.61
49:BO:33:THR:HG21	49:BO:85:LEU:CD2	2.31	0.61
21:AN:17:ASP:OD1	21:AN:19:GLU:HB3	2.01	0.61
11:AA:186:G:O2'	11:AA:187:G:H5'	2.01	0.61
35:BA:630:G:H2'	35:BA:631:G:H5'	1.83	0.61
13:AC:33:ALA:CB	13:AC:178:ALA:HB1	2.31	0.61
7:A6:15:GLU:OE1	7:A6:18:ARG:CD	2.48	0.60
13:AC:167:LYS:CE	56:BW:18:U:H4'	2.30	0.60
11:AA:2185:C:H2'	11:AA:2186:G:H5''	1.81	0.60
59:BZ:323:LEU:HD12	59:BZ:323:LEU:N	2.16	0.60
15:AE:78:LEU:C	15:AE:79:ARG:HD2	2.21	0.60
32:AY:46:LYS:HB3	32:AY:62:GLU:HG3	1.82	0.60
16:AF:116:ASP:OD2	23:AP:5:ASP:N	2.34	0.60
58:BY:74:C:H2'	58:BY:75:C:H6	1.66	0.60
22:AO:112:MET:HA	22:AO:112:MET:HE3	1.82	0.60
5:A4:20:ASN:HD22	5:A4:21:VAL:N	1.98	0.60
11:AA:528:A:OP2	21:AN:114:ARG:NH1	2.34	0.60
35:BA:1164:G:H22	35:BA:1172:C:H5	1.49	0.60
29:AV:2:PHE:HB3	29:AV:42:GLY:CA	2.30	0.60
59:BZ:375:ILE:HD12	59:BZ:376:LYS:HB2	1.82	0.60
39:BE:12:LEU:HD13	39:BE:12:LEU:O	2.01	0.60
42:BH:110:ALA:HB3	42:BH:121:ASP:HB3	1.82	0.60
35:BA:1377:A:O2'	41:BG:2:ALA:HB3	2.01	0.60
56:BW:29:C:H2'	56:BW:30:G:C8	2.35	0.60
42:BH:112:LEU:HA	42:BH:134:ILE:HG12	1.83	0.60
35:BA:269:C:H2'	35:BA:270:A:C8	2.36	0.60
36:BB:82:ARG:O	36:BB:86:GLU:HG3	2.01	0.60
7:A6:15:GLU:OE2	7:A6:41:PRO:CB	2.49	0.60
13:AC:137:LEU:HA	56:BW:57:C:C4	2.36	0.60
1:A0:7:LEU:HB3	24:AQ:85:LYS:HD2	1.83	0.60
53:BS:18:LYS:O	53:BS:22:LEU:HB2	2.01	0.60
47:BM:15:VAL:HG23	47:BM:34:LEU:HD11	1.82	0.60
47:BM:66:LEU:HD12	47:BM:66:LEU:N	2.16	0.60

Continued on next page...

Continued from previous page...

Atom-1	Atom-2	Interatomic distance (Å)	Clash overlap (Å)
35:BA:1505:G:H5''	35:BA:1506:U:OP2	2.00	0.60
31:AX:12:VAL:HG12	31:AX:27:THR:C	2.20	0.60
14:AD:68:LYS:HG3	14:AD:68:LYS:O	2.01	0.60
38:BD:70:ILE:HG23	38:BD:74:GLN:HB3	1.83	0.60
37:BC:52:LEU:H	37:BC:52:LEU:HD23	1.66	0.60
37:BC:50:ALA:HB1	37:BC:70:VAL:HG11	1.82	0.60
35:BA:994:A:N7	35:BA:1216:G:H4'	2.16	0.60
49:BO:78:TYR:O	49:BO:82:ILE:HG22	2.01	0.60
16:AF:10:PRO:HG2	16:AF:11:VAL:H	1.66	0.60
1:A0:48:GLY:HA3	1:A0:79:VAL:O	2.01	0.60
15:AE:16:ARG:HD2	15:AE:21:VAL:HG11	1.82	0.60
28:AU:34:LYS:HA	28:AU:34:LYS:HE2	1.83	0.60
11:AA:643:A:O2'	11:AA:644:A:H5'	2.00	0.60
11:AA:2606:C:O2'	11:AA:2607:G:H5'	2.01	0.60
44:BJ:61:GLU:OE2	48:BN:49:HIS:HE1	1.84	0.60
13:AC:163:PHE:HB2	13:AC:171:ILE:HD11	1.84	0.60
32:AY:47:LYS:HG2	32:AY:60:PHE:HZ	1.66	0.60
17:AG:31:VAL:O	17:AG:33:ARG:HG3	2.02	0.60
12:AB:16:G:O2'	12:AB:17:C:H6	1.83	0.60
25:AR:100:LEU:HD11	25:AR:113:LEU:HD11	1.81	0.60
48:BN:28:GLY:O	48:BN:29:ARG:O	2.20	0.60
48:BN:31:ARG:HH11	48:BN:31:ARG:HG3	1.66	0.60
59:BZ:234:ARG:HH21	59:BZ:289:LEU:CD2	2.15	0.60
29:AV:2:PHE:CD1	29:AV:13:ARG:NH1	2.69	0.60
44:BJ:82:ILE:HG23	44:BJ:86:MET:HB2	1.83	0.60
27:AT:11:GLU:CD	27:AT:11:GLU:N	2.55	0.60
50:BP:38:TYR:CD1	50:BP:38:TYR:N	2.70	0.60
11:AA:1997:G:O2'	11:AA:1998:G:H5'	2.01	0.60
11:AA:1453:U:H5'	25:AR:63:ARG:HE	1.65	0.60
11:AA:1498:C:C2'	11:AA:1499:C:H5''	2.31	0.60
11:AA:1909:C:O2'	56:BV:11:A:H4'	2.01	0.60
35:BA:314:C:O2'	35:BA:315:A:H5'	2.01	0.60
16:AF:120:GLU:HB3	16:AF:122:LYS:HE3	1.82	0.60
38:BD:33:MET:SD	38:BD:37:PRO:HA	2.40	0.60
1:A0:19:LYS:NZ	1:A0:41:ARG:NH2	2.49	0.60
13:AC:76:ALA:HB3	13:AC:94:VAL:HA	1.83	0.60
44:BJ:71:LEU:HD12	44:BJ:72:VAL:H	1.67	0.60
46:BL:18:VAL:O	46:BL:19:ARG:HB3	1.99	0.60
29:AV:38:LEU:HD22	29:AV:52:VAL:HG11	1.82	0.60
11:AA:1203:G:H3'	11:AA:1204:A:H5''	1.84	0.60
17:AG:11:TYR:HA	17:AG:15:VAL:HG23	1.83	0.60

Continued on next page...

Continued from previous page...

Atom-1	Atom-2	Interatomic distance (Å)	Clash overlap (Å)
23:AP:130:PHE:CB	23:AP:135:LEU:HD23	2.31	0.60
24:AQ:51:ARG:HG2	24:AQ:52:VAL:N	2.15	0.60
11:AA:1042:G:H2'	11:AA:1043:C:O4'	2.02	0.60
35:BA:955:U:O2'	35:BA:956:U:H5'	2.02	0.60
11:AA:898:C:C2'	11:AA:899:A:H5'	2.32	0.60
35:BA:1127:G:O2'	35:BA:1128:C:H5'	2.01	0.60
21:AN:120:LEU:HD11	21:AN:122:VAL:HG23	1.83	0.60
41:BG:50:ILE:O	41:BG:54:THR:HG22	2.01	0.60
38:BD:14:ARG:HA	38:BD:39:PRO:HB3	1.84	0.60
7:A6:28:ARG:NH1	56:BW:68:C:OP2	2.34	0.60
11:AA:2124:G:H1'	13:AC:42:GLU:OE2	2.00	0.60
38:BD:173:TRP:HZ3	38:BD:193:ASP:HB3	1.67	0.60
44:BJ:38:ILE:HD11	44:BJ:71:LEU:CD2	2.23	0.60
53:BS:19:VAL:HG11	53:BS:44:MET:HG3	1.83	0.60
33:AZ:151:HIS:CB	33:AZ:170:THR:HA	2.32	0.60
18:AH:85:LYS:HZ3	18:AH:132:ARG:HA	1.64	0.60
11:AA:2580:U:C5'	15:AE:131:ALA:HB2	2.32	0.60
29:AV:35:LEU:C	29:AV:37:VAL:H	2.03	0.60
12:AB:81:G:H2'	12:AB:82:G:H5'	1.83	0.60
35:BA:1034:G:N2	35:BA:1035:A:H62	1.99	0.60
35:BA:624:C:H4'	50:BP:10:GLY:HA2	1.83	0.60
59:BZ:21:ASP:HA	63:BZ:1003:GDP:H5'	1.82	0.60
11:AA:1625:C:H2'	11:AA:1626:G:H5'	1.82	0.60
45:BK:78:GLN:O	45:BK:104:GLN:HB2	2.00	0.60
11:AA:1750:G:O2'	11:AA:1751:C:H5'	2.02	0.60
38:BD:25:ARG:C	38:BD:27:TYR:H	2.05	0.60
6:A5:56:LYS:HE2	6:A5:59:GLU:CD	2.22	0.60
35:BA:973:G:H1'	44:BJ:55:LYS:NZ	2.15	0.60
35:BA:1058:G:N2	44:BJ:53:PRO:HG3	2.17	0.60
53:BS:4:SER:O	53:BS:5:LEU:O	2.20	0.60
13:AC:133:PRO:HD2	56:BW:20:G:N1	2.16	0.60
48:BN:12:ARG:HB3	48:BN:14:PRO:HG2	1.83	0.60
46:BL:17:LYS:HD3	46:BL:18:VAL:HG22	1.82	0.60
13:AC:10:LEU:HD11	13:AC:32:LEU:HA	1.83	0.60
37:BC:29:TYR:CD2	48:BN:36:PHE:HE1	2.20	0.60
10:A9:29:ASN:HD21	10:A9:32:HIS:CD2	2.18	0.60
11:AA:2681:C:H5	11:AA:2725:A:N6	1.94	0.60
18:AH:19:VAL:O	18:AH:20:ALA:HB2	2.01	0.60
17:AG:95:ARG:O	17:AG:96:ARG:O	2.20	0.60
14:AD:108:PRO:HB3	14:AD:143:HIS:CE1	2.37	0.60
44:BJ:16:LEU:HD11	44:BJ:70:ARG:CG	2.31	0.60

Continued on next page...

Continued from previous page...

Atom-1	Atom-2	Interatomic distance (Å)	Clash overlap (Å)
34:B2:130:ARG:CG	34:B2:131:GLU:H	2.14	0.60
51:BQ:76:LEU:HD12	51:BQ:77:VAL:N	2.17	0.60
11:AA:2848:G:C8	27:AT:97:ALA:HB2	2.37	0.60
42:BH:21:LYS:O	42:BH:65:TYR:OH	2.18	0.60
35:BA:27:G:H2'	35:BA:28:G:C8	2.36	0.60
11:AA:2149:G:O2'	11:AA:2150:U:H5'	2.02	0.60
11:AA:644:A:C2	11:AA:2369:A:H1'	2.37	0.60
15:AE:11:MET:HB2	15:AE:23:VAL:O	2.00	0.60
11:AA:646:A:H5'	11:AA:646:A:N3	2.16	0.60
11:AA:1375:C:H2'	11:AA:1376:C:H6	1.66	0.60
17:AG:152:LEU:H	17:AG:152:LEU:HD23	1.65	0.60
38:BD:153:ARG:C	38:BD:155:LEU:H	2.04	0.60
24:AQ:141:GLN:O	33:AZ:53:ILE:O	2.20	0.60
26:AS:90:GLY:O	26:AS:92:TYR:HD1	1.85	0.60
11:AA:2275:C:O2	24:AQ:85:LYS:HD3	2.02	0.60
25:AR:3:HIS:C	25:AR:5:LYS:H	2.03	0.60
11:AA:8:A:H2'	11:AA:9:U:C5	2.36	0.60
17:AG:52:ILE:N	17:AG:52:ILE:HD13	2.06	0.60
26:AS:106:ARG:NH1	26:AS:107:GLU:N	2.47	0.60
38:BD:62:GLN:HA	38:BD:62:GLN:NE2	2.11	0.60
56:BV:74:A:C8	56:BV:74:A:H5'	2.36	0.60
56:BV:74:A:H8	56:BV:74:A:H5'	1.65	0.60
36:BB:15:VAL:CG2	36:BB:209:ARG:HH21	2.14	0.60
18:AH:20:ALA:HB1	18:AH:21:PRO:HD2	1.84	0.60
11:AA:1688:U:O2	11:AA:1700:A:H5''	2.01	0.60
21:AN:3:THR:HG22	21:AN:4:TYR:N	2.15	0.60
37:BC:50:ALA:HB1	37:BC:70:VAL:CG1	2.32	0.60
26:AS:25:ARG:NH1	26:AS:42:ASP:OD1	2.35	0.60
35:BA:423:G:H2'	35:BA:424:G:H5'	1.84	0.60
56:BV:19:G:N2	56:BV:58:A:H2'	2.16	0.60
58:BY:20:C:H42	58:BY:58:G:H1	1.50	0.60
16:AF:100:THR:O	16:AF:100:THR:HG22	2.02	0.60
39:BE:69:VAL:O	39:BE:71:LEU:HG	2.00	0.60
37:BC:155:GLY:O	37:BC:157:ILE:N	2.35	0.60
35:BA:909:A:H2'	35:BA:910:C:O4'	2.02	0.60
34:B2:11:ARG:HG2	34:B2:103:LEU:CD2	2.32	0.60
32:AY:29:GLU:CD	32:AY:38:ILE:HG21	2.22	0.60
28:AU:90:VAL:CG1	28:AU:91:ASP:H	1.97	0.60
29:AV:4:ILE:HB	29:AV:39:LEU:O	2.02	0.60
13:AC:45:ALA:HB1	13:AC:211:SER:O	2.02	0.60
5:A4:25:TYR:O	5:A4:26:SER:HB3	2.02	0.60

Continued on next page...

Continued from previous page...

Atom-1	Atom-2	Interatomic distance (Å)	Clash overlap (Å)
32:AY:46:LYS:CG	32:AY:47:LYS:H	2.11	0.60
56:BW:75:C:O2'	56:BW:76:C:H5'	2.01	0.60
14:AD:83:GLU:HB2	14:AD:92:ILE:HD11	1.84	0.60
31:AX:54:VAL:CG2	31:AX:81:VAL:HG12	2.30	0.60
9:A8:15:LYS:HB2	23:AP:65:ARG:HH12	1.66	0.60
46:BL:41:ARG:HH12	46:BL:43:VAL:HG12	1.67	0.60
35:BA:1233:G:H2'	35:BA:1234:C:H6	1.67	0.60
45:BK:99:GLN:HG2	45:BK:105:VAL:HG21	1.84	0.60
11:AA:1050:A:H2'	11:AA:1051:G:H5'	1.84	0.60
2:A1:64:ALA:HA	2:A1:67:ILE:HG13	1.84	0.60
35:BA:1497:G:C2'	35:BA:1498:U:H5'	2.32	0.60
29:AV:5:VAL:HG21	29:AV:35:LEU:HG	1.82	0.60
11:AA:1153:C:H2'	11:AA:1154:G:O4'	2.02	0.60
14:AD:46:GLN:N	14:AD:46:GLN:OE1	2.35	0.60
59:BZ:340:PRO:HG2	59:BZ:342:PHE:CE1	2.37	0.60
11:AA:373:U:O2	11:AA:423:A:H2	1.83	0.60
38:BD:14:ARG:HA	38:BD:39:PRO:CB	2.32	0.60
33:AZ:53:ILE:HG22	33:AZ:71:VAL:HB	1.83	0.60
32:AY:86:ARG:HG2	32:AY:87:LYS:N	2.16	0.60
23:AP:97:PRO:HG3	23:AP:112:LEU:HD12	1.84	0.60
34:B2:22:ALA:HB2	34:B2:81:LEU:HG	1.84	0.60
27:AT:85:LYS:HB3	27:AT:85:LYS:HZ3	1.67	0.60
48:BN:13:THR:N	48:BN:14:PRO:CD	2.59	0.60
45:BK:58:PRO:HB2	45:BK:93:GLN:HG3	1.84	0.60
45:BK:21:ILE:HG13	45:BK:30:VAL:CG1	2.31	0.60
45:BK:99:GLN:O	45:BK:101:SER:N	2.35	0.60
21:AN:28:THR:HG23	21:AN:29:LYS:H	1.67	0.60
49:BO:75:PRO:O	49:BO:78:TYR:HB3	2.02	0.60
41:BG:133:GLY:O	41:BG:136:LYS:HB2	2.02	0.60
16:AF:32:LEU:O	16:AF:36:VAL:HG23	2.02	0.60
33:AZ:3:TYR:CD1	33:AZ:3:TYR:N	2.70	0.60
32:AY:90:LEU:HG	32:AY:90:LEU:O	2.02	0.60
59:BZ:360:GLU:O	59:BZ:361:MET:HB3	2.02	0.60
56:BW:7:G:H2'	56:BW:50:G:OP1	2.02	0.60
56:BW:73:A:O2'	56:BW:74:A:H5'	2.02	0.60
35:BA:1490:A:HO2'	35:BA:1491:G:H5'	1.66	0.60
9:A8:62:LEU:N	9:A8:63:PRO:HD2	2.17	0.60
14:AD:241:PRO:O	14:AD:242:ARG:HB2	2.01	0.60
37:BC:13:GLY:H	48:BN:57:ARG:HD2	1.66	0.60
38:BD:190:ASP:OD1	38:BD:191:ARG:N	2.34	0.60
55:BU:6:ARG:HD3	55:BU:15:ARG:NH1	2.16	0.60

Continued on next page...

Continued from previous page...

Atom-1	Atom-2	Interatomic distance (Å)	Clash overlap (Å)
32:AY:7:VAL:CB	32:AY:8:LYS:HZ2	2.15	0.60
15:AE:101:ARG:O	15:AE:201:THR:HG22	2.01	0.60
23:AP:24:GLY:CA	23:AP:33:ARG:NH1	2.64	0.60
53:BS:16:LEU:C	53:BS:18:LYS:N	2.54	0.60
35:BA:1308:U:H5''	47:BM:98:VAL:CG2	2.32	0.60
18:AH:153:LYS:H	18:AH:153:LYS:CD	2.12	0.60
21:AN:63:THR:CB	21:AN:66:LYS:HZ3	2.15	0.60
22:AO:87:ILE:HG22	22:AO:88:ASN:N	2.17	0.60
5:A4:34:GLU:CG	47:BM:57:ARG:HH12	2.15	0.60
26:AS:49:VAL:HG11	26:AS:73:LEU:CD2	2.32	0.60
40:BF:7:ASN:O	40:BF:8:ILE:HG13	2.02	0.60
11:AA:1721:G:H8	11:AA:1741:A:H62	1.50	0.60
40:BF:87:ARG:HG2	40:BF:87:ARG:NH1	2.13	0.60
21:AN:28:THR:CG2	21:AN:29:LYS:H	2.15	0.60
41:BG:108:ALA:O	41:BG:119:ARG:HB3	2.01	0.60
11:AA:650:C:H3'	11:AA:651:G:H5''	1.84	0.60
11:AA:1403:C:H5''	11:AA:1471:A:H1'	1.82	0.60
11:AA:1155:A:P	28:AU:55:ARG:HD2	2.42	0.60
17:AG:125:PHE:HE2	17:AG:173:LEU:HD12	1.67	0.60
14:AD:65:ILE:HD11	14:AD:67:PHE:CD2	2.37	0.60
11:AA:1268:A:H2'	11:AA:1269:A:O4'	2.00	0.60
35:BA:437:U:C5'	38:BD:155:LEU:HD13	2.31	0.59
16:AF:20:LEU:HD12	16:AF:203:GLN:OE1	2.02	0.59
58:BY:55:U:C2'	58:BY:56:U:H5'	2.32	0.59
1:A0:27:GLU:N	1:A0:27:GLU:CD	2.38	0.59
47:BM:22:ILE:CG2	47:BM:66:LEU:HD23	2.30	0.59
11:AA:1021:A:N6	11:AA:1141:U:N3	2.45	0.59
11:AA:2761:G:C2'	11:AA:2762:G:H5''	2.31	0.59
3:A2:38:GLN:HB3	3:A2:44:LEU:CB	2.31	0.59
11:AA:1361:G:O2'	11:AA:1362:C:H5'	2.02	0.59
8:A7:34:ARG:HG3	8:A7:34:ARG:NH1	2.13	0.59
11:AA:1577:C:H2'	11:AA:1578:U:C1'	2.32	0.59
40:BF:3:ARG:HH11	40:BF:3:ARG:HG3	1.67	0.59
23:AP:99:LEU:HD12	23:AP:102:ARG:HH21	1.65	0.59
5:A4:14:ILE:HD12	5:A4:14:ILE:N	2.17	0.59
11:AA:1038:C:C3'	11:AA:1039:G:H5''	2.32	0.59
1:A0:51:VAL:HG22	1:A0:81:VAL:HG23	1.84	0.59
29:AV:6:LYS:O	29:AV:37:VAL:HG21	2.01	0.59
37:BC:59:ARG:HG2	37:BC:63:ASN:O	2.01	0.59
35:BA:833:U:H2'	35:BA:834:C:C6	2.36	0.59
11:AA:1029:A:H2'	11:AA:1030:G:H5'	1.84	0.59

Continued on next page...

Continued from previous page...

Atom-1	Atom-2	Interatomic distance (Å)	Clash overlap (Å)
59:BZ:225:VAL:HG23	59:BZ:301:GLY:H	1.67	0.59
33:AZ:51:ALA:CB	33:AZ:57:ILE:HD11	2.32	0.59
11:AA:2121:G:H1'	13:AC:167:LYS:HZ3	1.67	0.59
23:AP:83:VAL:CA	23:AP:105:LEU:HD22	2.32	0.59
23:AP:53:GLY:HA3	23:AP:55:ARG:HD3	1.84	0.59
13:AC:52:ARG:O	56:BW:63:C:OP2	2.19	0.59
11:AA:2477:C:C5'	11:AA:2477:C:H6	2.08	0.59
26:AS:35:ILE:H	26:AS:53:SER:HB2	1.66	0.59
14:AD:35:LYS:HG2	14:AD:63:ARG:HA	1.83	0.59
14:AD:35:LYS:HZ2	14:AD:36:PRO:N	2.00	0.59
24:AQ:120:ILE:O	24:AQ:123:HIS:N	2.34	0.59
11:AA:2472:G:C5'	11:AA:2473:U:H5''	2.30	0.59
11:AA:2713:A:H3'	11:AA:2714:G:C5'	2.32	0.59
11:AA:1108:U:H5'	11:AA:1109:C:OP2	2.02	0.59
34:B2:18:GLU:O	34:B2:119:LEU:HB2	2.01	0.59
11:AA:2339:G:H2'	11:AA:2340:G:C8	2.37	0.59
11:AA:2728:U:O2'	15:AE:22:PRO:HG3	2.02	0.59
11:AA:2248:C:H2'	11:AA:2249:U:H5'	1.85	0.59
35:BA:204:U:H4'	35:BA:216:G:C8	2.37	0.59
35:BA:1023:G:H2'	35:BA:1024:G:H5'	1.84	0.59
35:BA:731:G:OP2	35:BA:766:A:H1'	2.03	0.59
11:AA:736:C:H2'	11:AA:737:C:H6	1.65	0.59
11:AA:740:U:H2'	11:AA:741:G:C8	2.37	0.59
35:BA:437:U:H5''	38:BD:155:LEU:CD1	2.32	0.59
7:A6:12:GLU:HA	7:A6:23:THR:HA	1.83	0.59
7:A6:20:ASN:OD1	7:A6:21:TYR:N	2.35	0.59
59:BZ:10:PRO:HG2	59:BZ:75:ARG:HG2	1.85	0.59
7:A6:5:VAL:O	7:A6:6:ARG:HB2	2.00	0.59
34:B2:93:VAL:HA	34:B2:98:LEU:CD1	2.32	0.59
58:BY:1:G:H1	58:BY:85:C:H42	1.48	0.59
15:AE:52:LEU:HD23	15:AE:76:ARG:HD3	1.84	0.59
13:AC:54:SER:HB2	56:BW:63:C:C4'	2.30	0.59
17:AG:42:GLY:O	17:AG:43:LEU:HB2	2.01	0.59
47:BM:3:ARG:HG2	47:BM:9:ILE:CG1	2.31	0.59
31:AX:23:GLU:O	31:AX:25:LYS:N	2.34	0.59
31:AX:10:ALA:O	31:AX:28:PHE:HB3	2.03	0.59
27:AT:30:VAL:HG12	27:AT:44:ASP:OD1	2.02	0.59
23:AP:88:LEU:HD22	23:AP:114:ILE:HD13	1.84	0.59
33:AZ:115:GLY:CA	33:AZ:174:VAL:HG13	2.28	0.59
17:AG:34:LEU:HA	17:AG:161:THR:HG22	1.83	0.59
9:A8:50:LEU:O	9:A8:51:ALA:HB3	2.01	0.59

Continued on next page...

Continued from previous page...

Atom-1	Atom-2	Interatomic distance (Å)	Clash overlap (Å)
9:A8:52:LYS:N	9:A8:53:PRO:CD	2.65	0.59
52:BR:50:ILE:HD11	52:BR:74:ARG:CZ	2.32	0.59
45:BK:48:ILE:HG22	45:BK:49:GLY:N	2.15	0.59
44:BJ:14:LYS:C	44:BJ:16:LEU:H	2.04	0.59
34:B2:144:LEU:HD13	34:B2:144:LEU:C	2.21	0.59
35:BA:368:U:H5	59:BZ:234:ARG:CZ	2.15	0.59
11:AA:590:A:H2'	11:AA:591:C:H6	1.67	0.59
11:AA:2833:G:H3'	11:AA:2834:G:C5'	2.33	0.59
13:AC:55:ASP:O	13:AC:201:PRO:HB3	2.02	0.59
35:BA:1348:U:H4'	43:BI:120:ARG:HG3	1.84	0.59
35:BA:1010:G:N2	35:BA:1020:U:H1'	2.16	0.59
29:AV:35:LEU:O	29:AV:37:VAL:N	2.35	0.59
22:AO:23:ARG:HG3	22:AO:24:VAL:N	2.17	0.59
8:A7:29:LYS:HD3	8:A7:32:LYS:HD3	1.83	0.59
35:BA:1435:G:H2'	35:BA:1436:U:C6	2.37	0.59
42:BH:38:ILE:HD11	42:BH:118:VAL:O	2.03	0.59
18:AH:65:HIS:HE1	18:AH:69:ARG:HH22	1.48	0.59
34:B2:75:ARG:CD	34:B2:77:ARG:HG3	2.27	0.59
35:BA:1316:G:H4'	48:BN:18:VAL:CG1	2.32	0.59
13:AC:59:ARG:NH2	13:AC:142:ALA:HB2	2.17	0.59
50:BP:15:PRO:HB2	50:BP:41:PRO:CG	2.29	0.59
31:AX:12:VAL:CG2	31:AX:13:LEU:N	2.55	0.59
11:AA:2762:G:H2'	11:AA:2763:G:O4'	2.01	0.59
30:AW:73:ALA:HB3	30:AW:106:ILE:CG1	2.32	0.59
36:BB:145:LEU:HD13	36:BB:149:LEU:HD12	1.83	0.59
2:A1:3:LYS:HZ2	2:A1:3:LYS:HB3	1.64	0.59
16:AF:101:LEU:HD12	16:AF:102:PRO:HD2	1.83	0.59
11:AA:519:U:H2'	11:AA:520:G:C8	2.37	0.59
22:AO:63:VAL:HB	22:AO:102:VAL:HG12	1.84	0.59
24:AQ:35:VAL:HG13	24:AQ:130:LYS:HB3	1.84	0.59
59:BZ:21:ASP:N	63:BZ:1003:GDP:O1B	2.28	0.59
35:BA:1436:U:H2'	35:BA:1437:C:C6	2.37	0.59
59:BZ:171:ILE:N	59:BZ:171:ILE:HD12	2.18	0.59
11:AA:438:G:H2'	11:AA:440:G:C8	2.37	0.59
11:AA:556:G:H2'	11:AA:557:U:C6	2.37	0.59
11:AA:1925:C:O2'	11:AA:1926:U:H5'	2.01	0.59
34:B2:55:LEU:HD21	34:B2:58:LEU:HD13	1.85	0.59
16:AF:16:GLY:O	16:AF:17:ARG:HG3	2.02	0.59
32:AY:7:VAL:HB	32:AY:8:LYS:NZ	2.17	0.59
23:AP:23:PRO:O	23:AP:33:ARG:CD	2.50	0.59
23:AP:30:THR:HG23	23:AP:31:ALA:N	2.17	0.59

Continued on next page...

Continued from previous page...

Atom-1	Atom-2	Interatomic distance (Å)	Clash overlap (Å)
47:BM:90:LEU:N	47:BM:90:LEU:HD23	2.16	0.59
35:BA:259:G:H1	35:BA:267:C:H42	1.50	0.59
36:BB:188:ALA:O	36:BB:202:PRO:HA	2.01	0.59
21:AN:4:TYR:CD1	21:AN:4:TYR:N	2.70	0.59
11:AA:1536:C:H2'	11:AA:1537:G:C4'	2.30	0.59
11:AA:2580:U:H4'	15:AE:130:GLY:HA3	1.83	0.59
28:AU:48:ALA:O	28:AU:52:ARG:HG3	2.02	0.59
39:BE:120:THR:HG23	39:BE:121:LYS:N	2.18	0.59
1:A0:77:ARG:NH2	11:AA:857:C:H5'	2.18	0.59
35:BA:1009:G:H2'	35:BA:1010:G:C8	2.37	0.59
24:AQ:21:THR:HG21	24:AQ:101:ARG:HB2	1.84	0.59
36:BB:134:GLU:HA	36:BB:137:ARG:HB2	1.85	0.59
35:BA:477:A:O2'	35:BA:479:C:H5'	2.03	0.59
44:BJ:43:ARG:HB2	44:BJ:67:THR:CG2	2.31	0.59
51:BQ:99:SER:O	51:BQ:100:LYS:HG3	2.01	0.59
35:BA:358:U:H2'	35:BA:359:U:C6	2.37	0.59
7:A6:30:THR:HG23	7:A6:31:PRO:HD2	1.85	0.59
11:AA:1914:A:C5'	11:AA:1914:A:C8	2.73	0.59
33:AZ:125:LEU:CD1	33:AZ:164:ALA:HB3	2.31	0.59
34:B2:75:ARG:HG2	34:B2:77:ARG:NH2	2.18	0.59
29:AV:62:LEU:CD2	29:AV:95:LEU:HB2	2.21	0.59
17:AG:41:GLN:HB3	17:AG:43:LEU:CD2	2.33	0.59
13:AC:149:ILE:O	13:AC:153:ILE:HG13	2.02	0.59
28:AU:115:ALA:C	28:AU:117:GLN:H	2.06	0.59
35:BA:1442(A):G:C3'	35:BA:1442(B):A:H5''	2.23	0.59
1:A0:12:ASN:HB3	11:AA:2278:A:N7	2.18	0.59
22:AO:88:ASN:C	22:AO:90:GLN:H	2.05	0.59
11:AA:2300:G:H1	11:AA:2316:C:N4	1.98	0.59
15:AE:68:ALA:C	15:AE:70:ALA:H	2.05	0.59
35:BA:218:C:C5'	35:BA:470:C:H42	2.15	0.59
48:BN:23:ARG:NH1	48:BN:30:ALA:HB2	2.17	0.59
45:BK:82:VAL:CG1	45:BK:108:ILE:HG12	2.32	0.59
35:BA:1152:A:H5''	44:BJ:13:HIS:HB2	1.85	0.59
11:AA:1112:G:O2'	11:AA:1113:U:H5'	2.03	0.59
35:BA:250:A:H5''	35:BA:251:G:OP1	2.02	0.59
11:AA:1996:C:OP2	22:AO:31:LYS:HE2	2.02	0.59
42:BH:82:HIS:CD2	42:BH:138:TRP:NE1	2.70	0.59
4:A3:10:LYS:CB	4:A3:53:LEU:HA	2.32	0.59
54:BT:41:ILE:C	54:BT:43:LEU:H	2.05	0.59
54:BT:60:GLU:HG3	54:BT:81:LYS:HE3	1.84	0.59
37:BC:165:THR:O	37:BC:165:THR:HG22	2.01	0.59

Continued on next page...

Continued from previous page...

Atom-1	Atom-2	Interatomic distance (Å)	Clash overlap (Å)
35:BA:349:A:O2'	35:BA:350:G:H5'	2.02	0.59
38:BD:18:LYS:H	38:BD:33:MET:HE3	1.67	0.59
11:AA:2120:G:N2	13:AC:167:LYS:HZ1	2.00	0.59
17:AG:44:GLY:O	17:AG:47:LYS:HD2	2.02	0.59
53:BS:62:ILE:HA	53:BS:66:MET:CE	2.33	0.59
13:AC:30:LYS:HZ2	13:AC:30:LYS:HB3	1.68	0.59
10:A9:1:MET:HG3	10:A9:31:LYS:O	2.03	0.59
11:AA:2713:A:H3'	11:AA:2714:G:H5'	1.83	0.59
14:AD:96:HIS:CE1	14:AD:102:LYS:HE2	2.38	0.59
45:BK:82:VAL:HG11	45:BK:108:ILE:HG12	1.83	0.59
35:BA:1134:G:C2'	35:BA:1135:U:H5'	2.31	0.59
11:AA:2887:U:O2'	11:AA:2888:C:H5'	2.03	0.59
14:AD:91:ARG:HG2	14:AD:91:ARG:NH1	2.15	0.59
30:AW:47:VAL:HA	30:AW:50:VAL:HG12	1.83	0.59
42:BH:109:ILE:HG12	42:BH:110:ALA:N	2.15	0.59
11:AA:642:G:H21	11:AA:646:A:H2	1.50	0.59
33:AZ:70:LEU:CD2	33:AZ:91:LEU:HD21	2.33	0.59
32:AY:20:TYR:O	32:AY:22:GLY:N	2.36	0.59
36:BB:75:LYS:HA	36:BB:78:GLN:HE21	1.66	0.59
35:BA:236:G:H2'	35:BA:237:C:C6	2.37	0.59
8:A7:10:ARG:NH1	8:A7:14:LYS:HE2	2.17	0.59
11:AA:2777:G:H5''	11:AA:2778:A:H5'	1.85	0.59
7:A6:53:LYS:O	7:A6:54:ILE:OXT	2.20	0.59
35:BA:1409:C:H2'	35:BA:1410:G:H8	1.66	0.59
59:BZ:323:LEU:HB3	59:BZ:327:GLU:HG3	1.85	0.59
43:BI:10:ARG:HD3	43:BI:75:ASP:CB	2.32	0.59
15:AE:77:ILE:HG22	15:AE:78:LEU:N	2.06	0.59
1:A0:7:LEU:HD13	24:AQ:85:LYS:HE2	1.84	0.59
53:BS:16:LEU:HD12	53:BS:16:LEU:N	2.17	0.59
53:BS:18:LYS:HA	53:BS:21:GLU:HG2	1.83	0.59
41:BG:69:VAL:HG13	41:BG:100:ALA:HB1	1.85	0.59
14:AD:35:LYS:O	14:AD:35:LYS:HD2	2.03	0.59
16:AF:160:ASN:ND2	16:AF:162:LEU:HD13	2.17	0.59
17:AG:15:VAL:HG12	17:AG:19:LEU:CD1	2.29	0.59
33:AZ:181:GLU:O	33:AZ:182:LYS:HG3	2.03	0.59
22:AO:115:VAL:HG13	22:AO:121:VAL:HG21	1.84	0.59
21:AN:3:THR:C	21:AN:4:TYR:CG	2.76	0.59
39:BE:87:SER:HB3	39:BE:131:ILE:CD1	2.32	0.59
36:BB:144:ARG:HA	36:BB:147:LYS:HB3	1.83	0.59
41:BG:15:ASP:HA	41:BG:24:THR:CG2	2.33	0.59
35:BA:197:A:N6	35:BA:221:C:H4'	2.18	0.59

Continued on next page...

Continued from previous page...

Atom-1	Atom-2	Interatomic distance (Å)	Clash overlap (Å)
11:AA:1059:G:H21	20:AK:126:UNK:HA	1.66	0.59
11:AA:755:C:H2'	11:AA:756:C:H6	1.66	0.59
17:AG:36:LYS:HD2	17:AG:160:VAL:HB	1.85	0.59
11:AA:1398:C:H2'	11:AA:1399:C:H6	1.68	0.59
39:BE:48:ALA:HB3	39:BE:54:ALA:HB2	1.83	0.59
29:AV:75:PHE:HE1	29:AV:82:ARG:HE	1.51	0.59
11:AA:270:A:O2'	11:AA:271:A:H5'	2.02	0.59
11:AA:580:C:H2'	11:AA:581:C:H6	1.66	0.59
34:B2:93:VAL:HA	34:B2:98:LEU:HD11	1.84	0.59
26:AS:89:ARG:HH11	26:AS:89:ARG:HG2	1.67	0.59
11:AA:2334:G:H1'	26:AS:18:ILE:CD1	2.33	0.59
28:AU:92:ARG:NH2	29:AV:10:LYS:CA	2.65	0.59
47:BM:19:LEU:HA	47:BM:22:ILE:HD13	1.85	0.59
23:AP:66:GLY:O	23:AP:67:MET:CB	2.51	0.59
12:AB:76:G:H2'	12:AB:77:U:H6	1.68	0.59
48:BN:26:ARG:HG3	48:BN:39:LEU:HD22	1.85	0.59
43:BI:112:LYS:HE3	43:BI:116:LYS:O	2.03	0.59
16:AF:32:LEU:O	16:AF:32:LEU:HD23	2.02	0.59
35:BA:108:G:H5'	35:BA:109:A:H5''	1.85	0.59
10:A9:15:LYS:HB3	10:A9:15:LYS:NZ	2.18	0.59
11:AA:523:C:C2'	11:AA:524:U:H5'	2.32	0.59
35:BA:152:A:H62	35:BA:169:C:N4	2.01	0.59
6:A5:50:GLY:HA3	6:A5:56:LYS:CD	2.28	0.59
6:A5:3:LYS:HA	6:A5:3:LYS:HE3	1.84	0.59
6:A5:6:VAL:HG23	11:AA:2016:U:H1'	1.84	0.59
58:BY:5:G:O2'	58:BY:6:U:H5'	2.03	0.59
11:AA:1447:G:N2	11:AA:1464:C:O2	2.31	0.59
30:AW:29:LEU:HD23	30:AW:33:ARG:NH1	2.12	0.59
11:AA:1021:A:N6	11:AA:1141:U:C2	2.71	0.59
2:A1:44:PRO:HA	11:AA:396:G:O3'	2.03	0.59
31:AX:27:THR:HG22	31:AX:80:ILE:HB	1.85	0.59
25:AR:71:GLN:HA	25:AR:71:GLN:HE21	1.68	0.59
33:AZ:146:ILE:HA	33:AZ:174:VAL:CG1	2.32	0.59
18:AH:98:LEU:HD23	18:AH:125:VAL:CG2	2.32	0.59
52:BR:50:ILE:HD11	52:BR:74:ARG:NH1	2.18	0.59
41:BG:85:TYR:HE2	41:BG:154:TYR:HE2	1.51	0.59
11:AA:1717:G:C2'	11:AA:1718:G:H5''	2.33	0.59
17:AG:83:ARG:HD3	56:BV:57:C:O2	2.03	0.59
14:AD:186:HIS:O	14:AD:189:CYS:HB2	2.02	0.59
51:BQ:59:ILE:HG22	51:BQ:71:PHE:HD1	1.67	0.59
35:BA:662:G:H2'	35:BA:663:A:C8	2.38	0.59

Continued on next page...

Continued from previous page...

Atom-1	Atom-2	Interatomic distance (Å)	Clash overlap (Å)
35:BA:1348:U:O3'	43:BI:120:ARG:HG3	2.02	0.59
11:AA:1862:G:O2'	11:AA:1863:G:H5'	2.02	0.59
45:BK:53:SER:C	45:BK:55:LYS:H	2.06	0.59
11:AA:1608:A:H1'	11:AA:1610:A:OP1	2.02	0.59
56:BV:70:C:O2'	56:BV:71:G:H5'	2.03	0.59
2:A1:56:GLN:HB3	2:A1:87:PRO:HB3	1.85	0.59
38:BD:142:PRO:HA	38:BD:185:PHE:HD2	1.67	0.59
51:BQ:52:LYS:H	51:BQ:52:LYS:HD2	1.66	0.59
23:AP:47:ASP:CB	23:AP:48:PRO:HA	2.11	0.58
31:AX:30:VAL:HG21	31:AX:39:ILE:HD11	1.85	0.58
13:AC:28:LEU:O	13:AC:32:LEU:HG	2.03	0.58
37:BC:5:ILE:HG12	37:BC:10:PHE:HB2	1.85	0.58
11:AA:2423:U:H6	11:AA:2423:U:H5'	1.66	0.58
38:BD:85:LYS:HZ3	38:BD:92:VAL:HG22	1.68	0.58
35:BA:1234:C:H1'	35:BA:1364:U:O2	2.02	0.58
5:A4:5:ILE:HD13	5:A4:5:ILE:N	2.18	0.58
38:BD:100:ARG:HH12	38:BD:137:SER:HA	1.68	0.58
11:AA:910:A:N1	11:AA:2277:G:H1'	2.18	0.58
35:BA:1510:U:H2'	35:BA:1511:G:H8	1.68	0.58
26:AS:61:ASN:OD1	26:AS:62:LYS:N	2.36	0.58
27:AT:106:SER:C	27:AT:107:ASP:OD1	2.41	0.58
22:AO:53:LYS:N	22:AO:53:LYS:HD2	2.18	0.58
50:BP:75:ARG:HH11	50:BP:75:ARG:HG3	1.68	0.58
7:A6:35:GLU:HB3	7:A6:51:GLU:CG	2.33	0.58
13:AC:172:HIS:O	13:AC:173:ALA:HB2	2.03	0.58
43:BI:4:TYR:HA	43:BI:88:TYR:CD1	2.38	0.58
13:AC:137:LEU:HD21	56:BW:56:U:O2'	2.03	0.58
13:AC:83:ILE:HG23	13:AC:95:GLY:HA3	1.85	0.58
21:AN:131:GLN:NE2	21:AN:133:GLN:N	2.48	0.58
35:BA:1125:U:N3	44:BJ:5:ARG:CZ	2.65	0.58
32:AY:50:ARG:CZ	32:AY:55:TYR:HB3	2.32	0.58
36:BB:44:LEU:C	36:BB:46:LYS:H	2.04	0.58
17:AG:18:GLU:O	17:AG:22:ARG:HB2	2.03	0.58
10:A9:31:LYS:HD3	11:AA:2478:A:OP2	2.03	0.58
40:BF:34:GLY:O	40:BF:68:PRO:HD2	2.03	0.58
11:AA:1473:G:H1	11:AA:1518:U:H3	1.50	0.58
33:AZ:177:PRO:C	33:AZ:178:GLU:HG2	2.24	0.58
5:A4:22:ILE:HD12	5:A4:22:ILE:N	2.12	0.58
29:AV:19:LYS:HG3	29:AV:20:LEU:N	2.19	0.58
3:A2:52:ASP:O	3:A2:56:GLN:HG3	2.01	0.58
50:BP:20:VAL:HG21	50:BP:32:TYR:CD2	2.36	0.58

Continued on next page...

Continued from previous page...

Atom-1	Atom-2	Interatomic distance (Å)	Clash overlap (Å)
45:BK:124:LYS:HD2	45:BK:125:PHE:HE1	1.68	0.58
11:AA:184:C:H2'	11:AA:185:U:H6	1.67	0.58
35:BA:486:U:H2'	35:BA:487:A:H8	1.68	0.58
11:AA:782:A:H5'	11:AA:783:A:C2	2.38	0.58
11:AA:690:G:H2'	11:AA:691:C:C6	2.38	0.58
35:BA:1158:C:C2'	35:BA:1158:C:O2	2.51	0.58
34:B2:56:GLU:O	34:B2:57:ASN:HB2	2.03	0.58
11:AA:2854:G:H1	11:AA:2863:C:H42	1.49	0.58
11:AA:1290:C:H2'	11:AA:1291:C:C6	2.38	0.58
38:BD:28:SER:CB	38:BD:29:PRO:CD	2.81	0.58
2:A1:23:LYS:HD3	2:A1:28:GLY:CA	2.14	0.58
11:AA:1068:G:N3	11:AA:1068:G:H2'	2.18	0.58
11:AA:654(H):G:H2'	11:AA:654(I):C:C5'	2.31	0.58
11:AA:1023:U:C2'	11:AA:1024:G:H5'	2.34	0.58
1:A0:10:THR:HG22	1:A0:12:ASN:N	2.16	0.58
11:AA:2758:A:O2'	11:AA:2759:G:H8	1.86	0.58
26:AS:73:LEU:HD23	26:AS:73:LEU:C	2.23	0.58
11:AA:1722:A:O2'	11:AA:1739:U:H5''	2.03	0.58
14:AD:131:LEU:HB2	14:AD:136:ILE:CD1	2.33	0.58
11:AA:2147:G:H2'	11:AA:2148:G:C5'	2.33	0.58
59:BZ:356:PRO:HG2	59:BZ:359:VAL:HG21	1.84	0.58
35:BA:1137:C:O2'	35:BA:1138:G:N2	2.36	0.58
45:BK:109:VAL:HG13	52:BR:85:LEU:O	2.03	0.58
43:BI:58:ARG:HG3	43:BI:59:PHE:CD1	2.38	0.58
24:AQ:29:PHE:HB2	24:AQ:105:GLU:OE2	2.03	0.58
11:AA:1567:A:C5'	14:AD:58:HIS:CD2	2.81	0.58
27:AT:29:ARG:HB3	27:AT:85:LYS:HA	1.85	0.58
26:AS:35:ILE:HD12	26:AS:97:ARG:HB2	1.86	0.58
13:AC:14:VAL:HG11	13:AC:222:VAL:HG22	1.84	0.58
11:AA:676:A:H2	11:AA:802:A:H61	1.48	0.58
11:AA:654(N):G:C2'	11:AA:654(O):G:H5'	2.34	0.58
11:AA:896:A:C5'	33:AZ:146:ILE:HD12	2.34	0.58
35:BA:1250:A:H2'	35:BA:1251:A:H8	1.67	0.58
14:AD:73:VAL:HG13	14:AD:120:GLY:CA	2.33	0.58
35:BA:176:C:H2'	35:BA:177:C:C6	2.38	0.58
42:BH:101:PRO:HG2	42:BH:133:LEU:HD21	1.85	0.58
11:AA:2770:G:H5''	11:AA:2771:C:OP1	2.03	0.58
7:A6:33:LYS:O	7:A6:34:LEU:HB2	2.03	0.58
23:AP:50:ARG:HG2	23:AP:50:ARG:HH11	1.68	0.58
11:AA:1854:A:H62	11:AA:1888:G:H8	1.52	0.58
23:AP:23:PRO:O	23:AP:33:ARG:NE	2.36	0.58

Continued on next page...

Continued from previous page...

Atom-1	Atom-2	Interatomic distance (Å)	Clash overlap (Å)
26:AS:14:VAL:O	26:AS:16:ASN:N	2.37	0.58
17:AG:140:ILE:HD12	17:AG:140:ILE:C	2.23	0.58
11:AA:1019:U:H3	11:AA:1142(A):A:H62	1.49	0.58
35:BA:1221:G:OP1	53:BS:36:ARG:HD3	2.03	0.58
17:AG:131:TYR:H	17:AG:159:VAL:HG13	1.68	0.58
37:BC:47:LEU:HD23	37:BC:52:LEU:HD13	1.85	0.58
11:AA:481:G:H1'	11:AA:506:G:H21	1.68	0.58
2:A1:40:ARG:HH22	11:AA:2232:U:P	2.26	0.58
11:AA:2577:A:H5''	11:AA:2578:G:H5'	1.85	0.58
43:BI:28:VAL:HG21	43:BI:33:PHE:HD1	1.68	0.58
11:AA:1090:U:N3	11:AA:1102:C:H1'	2.19	0.58
58:BY:7:G:H5'	58:BY:8:A:H5''	1.85	0.58
11:AA:1198:U:H2'	11:AA:1199:U:C6	2.37	0.58
45:BK:22:HIS:HB3	45:BK:29:ILE:HG23	1.84	0.58
7:A6:32:ASN:O	7:A6:33:LYS:CB	2.52	0.58
7:A6:45:LYS:N	7:A6:45:LYS:HD2	2.18	0.58
56:BW:69:C:O2'	56:BW:70:C:H5'	2.04	0.58
11:AA:1899:G:H21	11:AA:1902:C:H5	1.51	0.58
32:AY:88:LYS:HZ2	32:AY:93:GLY:CA	2.15	0.58
23:AP:40:SER:O	23:AP:41:ARG:HG2	2.02	0.58
26:AS:89:ARG:O	26:AS:92:TYR:HB3	2.04	0.58
11:AA:1448:G:H1'	11:AA:1528:A:N6	2.19	0.58
14:AD:30:GLU:HG3	14:AD:63:ARG:HE	1.68	0.58
35:BA:1277:C:H1'	35:BA:1282:C:O2	2.04	0.58
36:BB:69:LEU:HD23	36:BB:159:PRO:HG3	1.84	0.58
45:BK:105:VAL:HG23	45:BK:105:VAL:O	2.03	0.58
11:AA:2590:A:OP1	14:AD:238:GLY:HA2	2.04	0.58
24:AQ:66:ILE:HG22	24:AQ:104:PHE:CD1	2.35	0.58
11:AA:894:C:H2'	11:AA:895:U:H5'	1.85	0.58
35:BA:152:A:H62	35:BA:169:C:H42	1.52	0.58
14:AD:276:LYS:OXT	14:AD:276:LYS:HD3	2.03	0.58
11:AA:470:A:OP1	16:AF:59:TYR:HE1	1.86	0.58
40:BF:26:ILE:O	40:BF:29:ALA:HB3	2.03	0.58
11:AA:1165:U:O2'	11:AA:1166:C:H5'	2.03	0.58
35:BA:158:G:O2'	35:BA:159:G:H5'	2.04	0.58
11:AA:272(J):C:H2'	11:AA:274:G:H5''	1.86	0.58
14:AD:44:ASN:CB	14:AD:48:ARG:O	2.52	0.58
7:A6:12:GLU:CB	7:A6:23:THR:HG22	2.32	0.58
11:AA:2186:G:H2'	11:AA:2187:G:C8	2.39	0.58
36:BB:204:ASN:ND2	36:BB:207:ALA:N	2.44	0.58
37:BC:3:ASN:O	37:BC:4:LYS:HB2	2.03	0.58

Continued on next page...

Continued from previous page...

Atom-1	Atom-2	Interatomic distance (Å)	Clash overlap (Å)
23:AP:7:ARG:O	23:AP:10:PRO:HD2	2.03	0.58
18:AH:83:TYR:CB	18:AH:135:GLY:H	2.16	0.58
17:AG:129:GLY:O	17:AG:130:ASN:CB	2.52	0.58
11:AA:2786:U:H2'	11:AA:2787:C:C6	2.39	0.58
44:BJ:43:ARG:HB2	44:BJ:67:THR:HG22	1.85	0.58
6:A5:8:LYS:NZ	11:AA:2055:C:OP2	2.36	0.58
33:AZ:149:SER:CB	33:AZ:173:ALA:HA	2.34	0.58
49:BO:37:ASN:N	49:BO:37:ASN:HD22	2.01	0.58
11:AA:558:G:P	21:AN:111:PRO:HD2	2.44	0.58
9:A8:58:ILE:HG22	23:AP:49:ARG:HD2	1.84	0.58
33:AZ:32:HIS:O	33:AZ:33:LEU:CB	2.51	0.58
29:AV:89:GLN:OE1	29:AV:90:PRO:HD2	2.02	0.58
35:BA:783:C:O2'	35:BA:784:C:H5'	2.04	0.58
25:AR:9:LYS:O	25:AR:10:LEU:HD23	2.03	0.58
35:BA:413:G:H1'	35:BA:428:G:H21	1.68	0.58
24:AQ:140:ALA:CA	33:AZ:99:TYR:CD2	2.86	0.58
16:AF:108:LYS:O	16:AF:112:MET:HB2	2.04	0.58
34:B2:6:GLU:C	34:B2:41:PHE:HE2	2.07	0.58
26:AS:17:ARG:HA	26:AS:20:ARG:HH12	1.65	0.58
26:AS:17:ARG:HA	26:AS:20:ARG:HH11	1.64	0.58
33:AZ:151:HIS:HB2	33:AZ:170:THR:HA	1.86	0.58
14:AD:34:VAL:C	14:AD:36:PRO:HD2	2.23	0.58
22:AO:112:MET:CE	22:AO:112:MET:HA	2.33	0.58
11:AA:2415:G:H4'	23:AP:66:GLY:C	2.23	0.58
11:AA:654(N):G:H2'	11:AA:654(O):G:C4'	2.34	0.58
36:BB:12:GLU:C	36:BB:14:GLY:H	2.06	0.58
47:BM:49:THR:HB	47:BM:52:GLU:H	1.68	0.58
4:A3:31:LEU:O	4:A3:32:GLN:HB2	2.02	0.58
3:A2:30:ARG:O	3:A2:34:GLU:HB2	2.03	0.58
16:AF:65:TRP:CZ3	16:AF:73:ALA:O	2.57	0.58
56:BW:21:U:H5'	56:BW:22:A:OP1	2.03	0.58
45:BK:26:ASN:O	45:BK:27:ASN:HB2	2.03	0.58
11:AA:2515:C:O2'	11:AA:2516:G:H5'	2.03	0.58
46:BL:34:ARG:O	46:BL:61:THR:HG23	2.03	0.58
11:AA:962:G:O2'	11:AA:963:U:H5'	2.04	0.58
11:AA:1979:C:O2'	11:AA:1980:G:H5'	2.04	0.58
1:A0:3:HIS:HB2	11:AA:2494:G:OP1	2.02	0.58
59:BZ:75:ARG:HH12	59:BZ:210:ILE:HG23	1.69	0.58
59:BZ:354:ARG:N	59:BZ:371:THR:O	2.36	0.58
9:A8:4:MET:CE	11:AA:592:G:H21	2.17	0.58
35:BA:973:G:H1'	44:BJ:55:LYS:CD	2.34	0.58

Continued on next page...

Continued from previous page...

Atom-1	Atom-2	Interatomic distance (Å)	Clash overlap (Å)
34:B2:93:VAL:HG12	34:B2:94:GLU:N	2.19	0.58
34:B2:99:THR:HG22	34:B2:100:LEU:N	2.19	0.58
59:BZ:363:MET:HG3	59:BZ:364:PRO:CD	2.23	0.58
27:AT:50:ILE:HG23	27:AT:99:LEU:C	2.24	0.58
11:AA:484:C:P	32:AY:49:VAL:HG22	2.44	0.58
59:BZ:222:LEU:HD23	59:BZ:223:MET:N	2.18	0.58
9:A8:15:LYS:HD3	23:AP:65:ARG:NH1	2.18	0.58
11:AA:2482:G:C2	11:AA:2483:C:H1'	2.39	0.58
35:BA:858:G:C8	35:BA:858:G:OP1	2.57	0.58
29:AV:19:LYS:HB3	29:AV:94:LEU:O	2.03	0.58
27:AT:33:LYS:HE2	27:AT:43:GLN:NE2	2.18	0.58
11:AA:94(A):G:H2'	11:AA:95:G:H5''	1.84	0.58
30:AW:12:ILE:HB	30:AW:42:ARG:NH1	2.19	0.58
11:AA:1991:U:H2'	11:AA:1992:G:H5''	1.86	0.58
42:BH:121:ASP:O	42:BH:125:ARG:HB2	2.04	0.58
13:AC:56:GLN:OE1	13:AC:204:ALA:HA	2.04	0.58
35:BA:161:A:O2'	35:BA:162:A:H5'	2.03	0.58
1:A0:16:SER:HB2	11:AA:2262:U:C5	2.38	0.58
45:BK:27:ASN:OD1	45:BK:55:LYS:HB3	2.03	0.58
36:BB:52:GLU:O	36:BB:56:ARG:HB2	2.03	0.58
27:AT:53:ARG:O	27:AT:53:ARG:HD3	2.04	0.58
7:A6:18:ARG:HG3	7:A6:19:ARG:H	1.69	0.58
7:A6:7:ILE:HG22	7:A6:7:ILE:O	2.04	0.58
11:AA:2092:U:H4'	11:AA:2093:G:C5'	2.04	0.58
11:AA:2717:G:O2'	27:AT:96:ARG:HD3	2.03	0.58
15:AE:2:LYS:O	15:AE:200:GLU:OE1	2.22	0.58
17:AG:71:THR:CG2	17:AG:89:GLY:HA3	2.34	0.58
23:AP:17:LYS:O	23:AP:17:LYS:CG	2.52	0.58
1:A0:27:GLU:OE1	11:AA:856:C:C1'	2.52	0.58
13:AC:163:PHE:CD1	13:AC:171:ILE:HD11	2.39	0.58
28:AU:92:ARG:HH11	28:AU:94:ASN:HD22	1.50	0.58
13:AC:20:TYR:HB2	13:AC:222:VAL:HG11	1.86	0.58
47:BM:79:LYS:O	47:BM:82:MET:HG2	2.04	0.58
11:AA:1448:G:H5'	11:AA:1449:A:OP2	2.04	0.58
17:AG:72:ARG:HB3	17:AG:86:MET:H	1.69	0.58
11:AA:956:G:OP1	24:AQ:14:ARG:NH2	2.37	0.58
11:AA:2661:G:OP2	59:BZ:19:HIS:HE1	1.87	0.58
12:AB:30:C:H2'	12:AB:31:C:O4'	2.04	0.58
35:BA:537:G:H5''	46:BL:113:ARG:NH1	2.19	0.58
39:BE:79:GLU:HB3	39:BE:92:LYS:HG3	1.85	0.58
4:A3:40:THR:HG23	4:A3:43:ILE:HG12	1.86	0.58

Continued on next page...

Continued from previous page...

Atom-1	Atom-2	Interatomic distance (Å)	Clash overlap (Å)
11:AA:1570:A:H2'	11:AA:1571:A:C8	2.39	0.58
11:AA:2826:A:O2'	11:AA:2827:C:H5'	2.04	0.58
11:AA:2818:G:O2'	11:AA:2819:G:H5'	2.04	0.58
35:BA:363:A:O2'	35:BA:364:A:H5'	2.04	0.58
11:AA:1935:G:H1'	11:AA:1964:G:N2	2.19	0.58
35:BA:407:G:H2'	35:BA:408:A:C8	2.39	0.57
1:A0:43:THR:HG21	11:AA:2336:A:H61	1.68	0.57
23:AP:146:VAL:HG13	23:AP:147:LEU:N	2.19	0.57
58:BY:1:G:H8	58:BY:1:G:P	2.27	0.57
13:AC:86:ALA:HB3	13:AC:94:VAL:HG11	1.85	0.57
23:AP:16:ARG:CZ	23:AP:18:ARG:CG	2.81	0.57
13:AC:14:VAL:HG13	13:AC:28:LEU:CD2	2.34	0.57
5:A4:26:SER:HB2	17:AG:143:GLU:OE2	2.04	0.57
36:BB:12:GLU:C	36:BB:14:GLY:N	2.55	0.57
11:AA:2529:G:OP1	11:AA:2530:A:H5''	2.04	0.57
58:BY:10:A:C5'	58:BY:11:C:OP2	2.50	0.57
11:AA:1104:C:O2'	11:AA:1105:U:H5'	2.04	0.57
3:A2:38:GLN:HB3	3:A2:44:LEU:HB3	1.85	0.57
35:BA:1370:G:H2'	35:BA:1371:G:H8	1.68	0.57
27:AT:39:ARG:HD2	27:AT:39:ARG:N	2.19	0.57
13:AC:56:GLN:HA	13:AC:201:PRO:HB3	1.86	0.57
35:BA:915:A:C2'	35:BA:916:G:H5'	2.33	0.57
11:AA:877:U:O2'	11:AA:878:A:H5''	2.03	0.57
11:AA:2086:U:H2'	11:AA:2087:G:C8	2.39	0.57
11:AA:2087:G:C2'	11:AA:2088:G:H5'	2.34	0.57
35:BA:328:C:O2	35:BA:328:C:H2'	2.04	0.57
35:BA:1246:C:O2'	35:BA:1247:U:H5'	2.04	0.57
33:AZ:166:SER:OG	33:AZ:167:PRO:HA	2.03	0.57
32:AY:95:LYS:CG	32:AY:100:ALA:HA	2.26	0.57
32:AY:81:LYS:CD	32:AY:96:ILE:HB	2.34	0.57
38:BD:173:TRP:O	38:BD:174:LEU:HD23	2.04	0.57
6:A5:6:VAL:CG2	11:AA:2016:U:H1'	2.34	0.57
59:BZ:323:LEU:HD12	59:BZ:323:LEU:H	1.68	0.57
13:AC:87:GLU:CG	13:AC:94:VAL:HG21	2.34	0.57
28:AU:90:VAL:O	28:AU:92:ARG:N	2.37	0.57
16:AF:28:ILE:CD1	16:AF:28:ILE:H	2.15	0.57
15:AE:173:VAL:O	15:AE:174:ASP:HB2	2.02	0.57
5:A4:24:THR:HG21	17:AG:104:GLU:CG	2.34	0.57
18:AH:85:LYS:NZ	18:AH:86:GLU:HA	2.19	0.57
27:AT:32:TYR:N	27:AT:32:TYR:HD1	2.02	0.57
27:AT:32:TYR:HB3	27:AT:81:PRO:HB3	1.86	0.57

Continued on next page...

Continued from previous page...

Atom-1	Atom-2	Interatomic distance (Å)	Clash overlap (Å)
44:BJ:32:ALA:H	44:BJ:78:ASN:HD21	1.52	0.57
35:BA:1015:A:H2'	35:BA:1016:A:C8	2.39	0.57
35:BA:1301:U:H3'	35:BA:1302:U:C5'	2.33	0.57
11:AA:2245:U:C5'	11:AA:2246:G:H5'	2.35	0.57
11:AA:2685:G:H1'	11:AA:2726:U:H5	1.69	0.57
29:AV:6:LYS:HB3	29:AV:37:VAL:HB	1.86	0.57
34:B2:68:TYR:OH	59:BZ:339:ARG:CZ	2.52	0.57
45:BK:123:LYS:HG3	45:BK:126:ARG:HH12	1.69	0.57
36:BB:84:GLU:HB3	36:BB:219:VAL:HG21	1.85	0.57
4:A3:10:LYS:HB2	4:A3:53:LEU:HA	1.85	0.57
4:A3:10:LYS:HB3	4:A3:53:LEU:HD23	1.87	0.57
41:BG:148:ASN:C	41:BG:150:ALA:H	2.07	0.57
25:AR:56:LYS:NZ	25:AR:90:ARG:O	2.36	0.57
9:A8:4:MET:HE1	11:AA:592:G:H21	1.68	0.57
11:AA:2317:C:H2'	11:AA:2318:G:C5'	2.22	0.57
34:B2:104:LYS:HD2	34:B2:116:LEU:CD2	2.25	0.57
35:BA:1316:G:N1	35:BA:1319:A:OP2	2.35	0.57
27:AT:78:LEU:HD23	27:AT:78:LEU:O	2.05	0.57
17:AG:113:ARG:HA	17:AG:113:ARG:NE	2.17	0.57
59:BZ:163:PHE:O	59:BZ:165:GLY:N	2.37	0.57
1:A0:10:THR:HG22	1:A0:11:ARG:N	2.18	0.57
32:AY:43:ASN:HB3	32:AY:64:GLU:HA	1.85	0.57
24:AQ:104:PHE:HE2	24:AQ:125:LEU:HD11	1.69	0.57
11:AA:2787:C:O2	11:AA:2787:C:H2'	2.03	0.57
11:AA:761:A:H3'	11:AA:761:A:C8	2.39	0.57
37:BC:99:VAL:O	37:BC:99:VAL:HG23	2.04	0.57
35:BA:390:C:H2'	35:BA:391:G:H8	1.69	0.57
42:BH:109:ILE:HD11	42:BH:120:THR:HG22	1.85	0.57
12:AB:13:A:H8	12:AB:13:A:H5'	1.68	0.57
35:BA:671:G:O2'	35:BA:672:U:H5'	2.04	0.57
13:AC:116:THR:HG22	13:AC:146:GLY:O	2.04	0.57
35:BA:895:G:H2'	35:BA:896:C:C6	2.38	0.57
38:BD:120:LEU:HB3	38:BD:126:ILE:HD11	1.86	0.57
17:AG:60:LEU:O	17:AG:63:ILE:HG12	2.04	0.57
47:BM:68:GLY:C	47:BM:70:LEU:H	2.07	0.57
22:AO:35:VAL:CG2	22:AO:69:ILE:HD11	2.35	0.57
35:BA:1255:G:OP1	44:BJ:45:ARG:NH2	2.37	0.57
15:AE:104:VAL:HG11	15:AE:188:VAL:HG21	1.87	0.57
35:BA:1320:C:H41	53:BS:37:ARG:HB3	1.68	0.57
15:AE:65:GLY:HA2	15:AE:70:ALA:CB	2.34	0.57
36:BB:67:THR:HG22	36:BB:90:MET:CE	2.35	0.57

Continued on next page...

Continued from previous page...

Atom-1	Atom-2	Interatomic distance (Å)	Clash overlap (Å)
35:BA:838:G:C6	35:BA:840:C:H1'	2.39	0.57
15:AE:152:LYS:HG2	21:AN:78:TYR:CE1	2.40	0.57
11:AA:1262:A:P	30:AW:99:ARG:HH12	2.27	0.57
27:AT:111:ARG:HD2	35:BA:1463:C:OP1	2.03	0.57
11:AA:2185:C:H2'	11:AA:2186:G:H5'	1.85	0.57
59:BZ:219:LYS:HB3	59:BZ:220:PRO:CD	2.34	0.57
45:BK:97:ALA:O	45:BK:101:SER:HB3	2.04	0.57
27:AT:31:SER:HB2	27:AT:32:TYR:CD1	2.39	0.57
36:BB:36:ARG:HH11	36:BB:36:ARG:HG3	1.68	0.57
52:BR:22:VAL:O	52:BR:25:THR:HB	2.04	0.57
11:AA:1603:A:H5'	11:AA:1603:A:C8	2.38	0.57
28:AU:68:ALA:O	28:AU:71:GLN:HB3	2.04	0.57
11:AA:2685:G:HO2'	11:AA:2726:U:H5	1.52	0.57
13:AC:19:ILE:N	13:AC:19:ILE:HD12	2.19	0.57
11:AA:1057:A:C2	11:AA:1058:G:H1'	2.40	0.57
1:A0:16:SER:OG	11:AA:2261:C:H3'	2.04	0.57
33:AZ:111:VAL:HG12	33:AZ:112:ARG:N	2.20	0.57
11:AA:898:C:H2'	11:AA:899:A:H5'	1.87	0.57
11:AA:1756:G:H4'	11:AA:1758:G:O4'	2.04	0.57
54:BT:38:LYS:O	54:BT:42:GLN:HB2	2.04	0.57
2:A1:7:ILE:HD12	2:A1:70:VAL:HG22	1.87	0.57
44:BJ:90:LEU:H	44:BJ:91:PRO:HD3	1.69	0.57
35:BA:1395:C:O2'	35:BA:1396:A:H5'	2.04	0.57
32:AY:31:LEU:HB2	32:AY:32:PRO:HA	1.87	0.57
20:AK:98:UNK:HA	20:AK:135:UNK:CB	2.34	0.57
16:AF:52:LYS:O	16:AF:88:VAL:HG12	2.03	0.57
1:A0:19:LYS:O	1:A0:21:LEU:HG	2.05	0.57
7:A6:28:ARG:HH12	56:BW:67:C:H3'	1.69	0.57
7:A6:33:LYS:HD2	56:BW:66:C:O3'	2.05	0.57
38:BD:170:VAL:CG2	38:BD:176:LEU:HD22	2.35	0.57
58:BY:16:U:O2	58:BY:60:A:N6	2.38	0.57
15:AE:52:LEU:HD13	27:AT:1:MET:CE	2.33	0.57
13:AC:83:ILE:CG1	13:AC:95:GLY:HA3	2.34	0.57
33:AZ:119:GLU:HG3	33:AZ:122:ARG:HH11	1.68	0.57
11:AA:1448:G:N3	11:AA:1528(A):A:H2	2.01	0.57
11:AA:1257:C:H4'	16:AF:83:PHE:CE1	2.39	0.57
11:AA:1257:C:H2'	11:AA:1258:C:C6	2.40	0.57
59:BZ:288:LEU:CD2	59:BZ:304:LEU:HD13	2.28	0.57
53:BS:10:PHE:CZ	53:BS:70:LYS:HD2	2.39	0.57
40:BF:10:LEU:HD12	40:BF:10:LEU:N	2.19	0.57
40:BF:8:ILE:HD11	40:BF:79:LEU:HD13	1.87	0.57

Continued on next page...

Continued from previous page...

Atom-1	Atom-2	Interatomic distance (Å)	Clash overlap (Å)
29:AV:3:ALA:HB3	29:AV:14:VAL:CG2	2.34	0.57
11:AA:1495:A:N3	11:AA:1496:A:C2	2.72	0.57
2:A1:3:LYS:HG3	11:AA:1365:A:OP1	2.03	0.57
35:BA:1292:U:H2'	35:BA:1293:G:C8	2.39	0.57
14:AD:275:LYS:O	14:AD:276:LYS:HB2	2.03	0.57
12:AB:62:C:H2'	12:AB:63:G:C8	2.39	0.57
51:BQ:38:ARG:HE	51:BQ:38:ARG:HA	1.69	0.57
56:BW:5:G:H1	56:BW:69:C:H42	1.53	0.57
13:AC:167:LYS:HE3	56:BW:18:U:C4'	2.34	0.57
9:A8:4:MET:SD	9:A8:61:LEU:CD2	2.91	0.57
25:AR:2:ARG:HH11	25:AR:2:ARG:CG	2.17	0.57
53:BS:16:LEU:O	53:BS:18:LYS:N	2.37	0.57
29:AV:39:LEU:HB3	29:AV:47:VAL:CG2	2.35	0.57
47:BM:15:VAL:HG23	47:BM:16:ASP:N	2.19	0.57
24:AQ:56:ARG:HH11	24:AQ:56:ARG:HG3	1.68	0.57
35:BA:266:G:C5'	35:BA:267:C:H5	2.18	0.57
18:AH:125:VAL:HG12	18:AH:125:VAL:O	2.04	0.57
11:AA:2192:G:C2'	11:AA:2193:G:H5''	2.31	0.57
11:AA:1045:A:H1'	11:AA:1047:G:C2	2.40	0.57
35:BA:369:C:HO2'	35:BA:370:C:H6	1.50	0.57
11:AA:2886:G:H2'	11:AA:2887:U:C6	2.39	0.57
37:BC:47:LEU:HB3	37:BC:52:LEU:HD22	1.87	0.57
35:BA:1460:A:H2'	35:BA:1461:G:O4'	2.04	0.57
11:AA:814:C:H2'	11:AA:815:C:H6	1.70	0.57
11:AA:2379:G:H2'	11:AA:2380:C:H6	1.70	0.57
11:AA:2572:A:N7	15:AE:144:ARG:HD2	2.20	0.57
29:AV:75:PHE:HD1	29:AV:82:ARG:HG3	1.69	0.57
27:AT:124:ASP:HB2	27:AT:125:ARG:HH11	1.69	0.57
26:AS:36:TYR:N	26:AS:36:TYR:CD1	2.71	0.57
32:AY:7:VAL:CB	32:AY:8:LYS:NZ	2.68	0.57
11:AA:2892:A:H62	11:AA:2893:G:N2	2.01	0.57
29:AV:52:VAL:O	29:AV:52:VAL:HG13	2.03	0.57
11:AA:1543:C:C3'	11:AA:1544:A:H5''	2.34	0.57
59:BZ:299:GLU:HB2	59:BZ:302:GLN:HE21	1.70	0.57
25:AR:100:LEU:CD1	25:AR:113:LEU:HD13	2.35	0.57
29:AV:19:LYS:HE2	29:AV:19:LYS:HA	1.86	0.57
17:AG:181:ARG:HG2	17:AG:181:ARG:O	2.05	0.57
11:AA:1362:C:O2'	11:AA:1363:C:H5'	2.05	0.57
54:BT:89:ARG:NH1	54:BT:104:LEU:HD21	2.20	0.57
28:AU:72:HIS:HB3	28:AU:110:VAL:HG11	1.87	0.57
30:AW:64:MET:O	30:AW:65:LEU:CB	2.52	0.57

Continued on next page...

Continued from previous page...

Atom-1	Atom-2	Interatomic distance (Å)	Clash overlap (Å)
41:BG:50:ILE:O	41:BG:54:THR:O	2.23	0.57
59:BZ:182:MET:CE	59:BZ:182:MET:HA	2.34	0.57
11:AA:426:C:O2'	11:AA:427:U:H5'	2.04	0.57
11:AA:1462:C:H2'	11:AA:1463:C:C6	2.40	0.57
33:AZ:60:GLU:O	33:AZ:61:LEU:HB2	2.04	0.57
59:BZ:88:TYR:CD1	59:BZ:88:TYR:N	2.71	0.57
27:AT:28:VAL:HG12	27:AT:29:ARG:HD3	1.85	0.57
27:AT:28:VAL:O	27:AT:29:ARG:CB	2.52	0.57
26:AS:34:HIS:HB3	26:AS:53:SER:CB	2.35	0.57
29:AV:39:LEU:HB3	29:AV:47:VAL:HG21	1.87	0.57
13:AC:40:THR:CG2	13:AC:41:VAL:H	2.08	0.57
11:AA:2422:A:H4'	11:AA:2423:U:OP2	2.03	0.57
59:BZ:253:VAL:HA	59:BZ:307:PRO:HD3	1.86	0.57
45:BK:82:VAL:HG13	45:BK:108:ILE:HG23	1.86	0.57
3:A2:25:VAL:HA	3:A2:28:LYS:HB2	1.87	0.57
29:AV:2:PHE:CE1	29:AV:13:ARG:HD2	2.40	0.57
11:AA:761:A:H3'	11:AA:761:A:H8	1.68	0.57
46:BL:32:PHE:HB3	46:BL:84:LEU:CD2	2.33	0.57
35:BA:376:G:O2'	35:BA:377:G:H5'	2.05	0.57
35:BA:390:C:H2'	35:BA:391:G:C8	2.40	0.57
39:BE:98:THR:HB	39:BE:117:ASP:HB3	1.87	0.57
8:A7:12:ARG:NH1	8:A7:12:ARG:HG3	2.19	0.57
51:BQ:59:ILE:HG23	51:BQ:71:PHE:HB3	1.87	0.57
5:A4:30:GLU:O	5:A4:31:ILE:HD12	2.05	0.57
35:BA:1145:C:O2'	35:BA:1146:A:H8	1.88	0.57
31:AX:64:LYS:HD3	31:AX:73:ARG:HE	1.69	0.57
7:A6:12:GLU:HA	7:A6:23:THR:CB	2.35	0.57
59:BZ:13:ASN:O	59:BZ:99:MET:HA	2.04	0.57
11:AA:1914:A:C5'	11:AA:1914:A:H8	1.99	0.57
38:BD:67:ILE:HG21	38:BD:196:LEU:HD21	1.86	0.57
23:AP:126:VAL:HA	23:AP:145:PRO:HB2	1.87	0.57
34:B2:27:LYS:HB3	34:B2:30:GLU:HG3	1.87	0.57
58:BY:16:U:H3'	58:BY:17:C:H5''	1.85	0.57
58:BY:84:C:H2'	58:BY:85:C:C5'	2.25	0.57
32:AY:7:VAL:HG21	32:AY:8:LYS:NZ	2.19	0.57
13:AC:120:MET:HE1	13:AC:123:VAL:HG11	1.87	0.57
11:AA:259:G:N2	11:AA:621:A:C8	2.59	0.57
38:BD:96:LEU:HG	38:BD:139:ARG:HH21	1.70	0.57
18:AH:98:LEU:C	18:AH:98:LEU:HD12	2.26	0.57
48:BN:29:ARG:CG	48:BN:29:ARG:HH11	2.17	0.57
11:AA:637:A:H2'	23:AP:117:GLU:OE2	2.05	0.57

Continued on next page...

Continued from previous page...

Atom-1	Atom-2	Interatomic distance (Å)	Clash overlap (Å)
43:BI:113:LYS:N	43:BI:113:LYS:HD2	2.20	0.57
11:AA:2688:U:H5	11:AA:2720:U:OP1	1.88	0.57
17:AG:51:ARG:HA	17:AG:51:ARG:HE	1.70	0.57
17:AG:173:LEU:O	17:AG:176:LEU:HB2	2.05	0.57
11:AA:1980:G:O2'	11:AA:1982:C:OP1	2.22	0.57
16:AF:135:LYS:HB3	16:AF:138:GLU:HG3	1.86	0.57
16:AF:123:LEU:HD13	16:AF:192:LEU:HD22	1.87	0.56
9:A8:3:LYS:HD3	11:AA:242:G:O5'	2.05	0.56
23:AP:83:VAL:HG11	23:AP:112:LEU:HD21	1.85	0.56
43:BI:4:TYR:CE2	43:BI:88:TYR:HB2	2.40	0.56
15:AE:200:GLU:O	15:AE:201:THR:O	2.23	0.56
23:AP:24:GLY:O	23:AP:25:SER:HB3	2.04	0.56
13:AC:137:LEU:HA	56:BW:57:C:C5	2.40	0.56
53:BS:22:LEU:HD12	53:BS:47:HIS:HE1	1.69	0.56
11:AA:2801(A):A:C3'	11:AA:2802:G:H5'	2.34	0.56
26:AS:97:ARG:NE	26:AS:97:ARG:C	2.58	0.56
58:BY:75:C:H2'	58:BY:75:C:O2	2.03	0.56
12:AB:65:C:H2'	12:AB:109:C:N4	2.16	0.56
36:BB:35:GLU:O	36:BB:35:GLU:HG2	2.05	0.56
21:AN:126:PRO:O	21:AN:127:ASP:HB2	2.04	0.56
59:BZ:135:MET:HE1	59:BZ:147:LEU:O	2.05	0.56
39:BE:145:LYS:HA	42:BH:107:LEU:HD22	1.85	0.56
50:BP:44:THR:O	50:BP:45:THR:CB	2.53	0.56
11:AA:330:A:O2'	11:AA:331:A:C8	2.57	0.56
11:AA:1166:C:H2'	11:AA:1167:U:H6	1.69	0.56
11:AA:570:G:H2'	11:AA:2030:A:C5	2.39	0.56
24:AQ:34:LEU:HD11	24:AQ:129:THR:HB	1.86	0.56
11:AA:1790:C:H5''	11:AA:1791:A:OP1	2.04	0.56
50:BP:66:PRO:HD2	50:BP:71:ARG:HH11	1.70	0.56
38:BD:126:ILE:N	38:BD:126:ILE:HD12	2.20	0.56
38:BD:12:CYS:HA	38:BD:19:LEU:CD1	2.30	0.56
38:BD:14:ARG:HA	38:BD:39:PRO:HG3	1.86	0.56
32:AY:88:LYS:O	32:AY:89:PHE:CB	2.49	0.56
38:BD:187:ARG:HG2	38:BD:188:LEU:N	2.21	0.56
23:AP:82:GLY:O	23:AP:83:VAL:HB	2.05	0.56
59:BZ:331:HIS:HD2	59:BZ:332:THR:HG23	1.71	0.56
38:BD:121:VAL:HG12	38:BD:133:VAL:O	2.05	0.56
53:BS:64:GLU:O	53:BS:67:VAL:HG23	2.03	0.56
11:AA:2801(A):A:H4'	11:AA:2802:G:C5'	2.27	0.56
13:AC:10:LEU:CD1	13:AC:32:LEU:HA	2.35	0.56
47:BM:8:GLU:OE1	47:BM:67:GLU:HG2	2.05	0.56

Continued on next page...

Continued from previous page...

Atom-1	Atom-2	Interatomic distance (Å)	Clash overlap (Å)
17:AG:16:ARG:HD3	17:AG:19:LEU:HD12	1.87	0.56
18:AH:85:LYS:HZ1	18:AH:87:LEU:N	2.03	0.56
35:BA:335:C:H2'	35:BA:336:C:C6	2.39	0.56
11:AA:1042:G:N3	11:AA:1043:C:H1'	2.20	0.56
36:BB:189:ASP:HB3	36:BB:203:GLY:O	2.04	0.56
5:A4:5:ILE:O	17:AG:67:LYS:HD2	2.05	0.56
15:AE:59:VAL:HG21	15:AE:63:LEU:HA	1.87	0.56
52:BR:25:THR:HG21	52:BR:42:ARG:CD	2.32	0.56
24:AQ:21:THR:C	24:AQ:23:GLY:H	2.08	0.56
21:AN:128:HIS:O	21:AN:130:HIS:N	2.37	0.56
35:BA:1139:G:H4'	35:BA:1140:C:O5'	2.05	0.56
32:AY:20:TYR:C	32:AY:22:GLY:H	2.07	0.56
50:BP:65:GLN:OE1	50:BP:65:GLN:N	2.37	0.56
11:AA:2502:G:H5''	11:AA:2503:A:C5'	2.35	0.56
11:AA:671:C:H2'	11:AA:672:C:C6	2.40	0.56
11:AA:1866:C:H2'	11:AA:1876:A:O4'	2.05	0.56
59:BZ:150:VAL:O	59:BZ:154:VAL:HG23	2.04	0.56
11:AA:1314:C:H6	11:AA:1314:C:H5'	1.70	0.56
35:BA:138:G:O2'	35:BA:139:G:H5'	2.05	0.56
35:BA:426:G:P	38:BD:36:ARG:HH22	2.28	0.56
7:A6:35:GLU:CB	7:A6:51:GLU:HG3	2.35	0.56
11:AA:1914:A:H2'	11:AA:1915:U:H6	1.69	0.56
59:BZ:317:GLU:HA	59:BZ:370:PHE:O	2.04	0.56
32:AY:97:ARG:HG3	32:AY:97:ARG:O	2.05	0.56
23:AP:122:PRO:HB3	23:AP:141:ALA:HB1	1.86	0.56
27:AT:96:ARG:CB	27:AT:96:ARG:HH11	2.15	0.56
15:AE:103:ASP:OD2	15:AE:168:MET:CE	2.53	0.56
24:AQ:134:ARG:CD	33:AZ:122:ARG:NH2	2.67	0.56
28:AU:65:ILE:HD11	28:AU:96:ALA:HB3	1.86	0.56
29:AV:39:LEU:CD1	29:AV:47:VAL:HG11	2.32	0.56
11:AA:1528(A):A:H62	11:AA:1541:G:H21	1.48	0.56
11:AA:1529:G:C2	11:AA:1541:G:N2	2.74	0.56
27:AT:118:ARG:NH1	35:BA:1442(B):A:C2	2.73	0.56
11:AA:1301:A:HO2'	11:AA:1302:A:P	2.28	0.56
14:AD:24:ILE:HG23	14:AD:25:THR:N	2.14	0.56
31:AX:51:VAL:HG11	31:AX:54:VAL:HG23	1.87	0.56
11:AA:2761:G:H2'	11:AA:2762:G:H5''	1.87	0.56
59:BZ:81:ASP:O	59:BZ:83:PRO:CD	2.49	0.56
35:BA:265:G:C2'	35:BA:266:G:H5''	2.33	0.56
46:BL:51:ALA:HB3	46:BL:53:ARG:NE	2.21	0.56
18:AH:126:PRO:O	18:AH:127:GLU:HG2	2.05	0.56

Continued on next page...

Continued from previous page...

Atom-1	Atom-2	Interatomic distance (Å)	Clash overlap (Å)
21:AN:1:MET:O	21:AN:2:LYS:HG3	2.06	0.56
43:BI:99:LEU:C	43:BI:101:PHE:H	2.08	0.56
52:BR:53:ARG:C	52:BR:55:ARG:N	2.56	0.56
11:AA:1005:C:HO2'	21:AN:28:THR:HG1	1.48	0.56
50:BP:12:LYS:O	50:BP:13:HIS:HB2	2.05	0.56
54:BT:104:LEU:HD23	54:BT:105:SER:N	2.20	0.56
13:AC:100:ILE:HG21	13:AC:126:LYS:HB3	1.88	0.56
35:BA:1497:G:H2'	35:BA:1498:U:H5'	1.87	0.56
39:BE:6:PHE:HB3	39:BE:35:GLY:C	2.25	0.56
11:AA:1402:C:O2'	11:AA:1403:C:H5'	2.06	0.56
22:AO:2:ILE:HD11	22:AO:82:ASN:HD22	1.68	0.56
24:AQ:3:MET:HB2	24:AQ:4:PRO:HD2	1.87	0.56
18:AH:137:ASP:OD1	18:AH:138:LYS:N	2.38	0.56
30:AW:1:MET:SD	30:AW:62:HIS:HB3	2.44	0.56
35:BA:1028:C:N4	35:BA:1032:G:H22	2.03	0.56
27:AT:106:SER:O	27:AT:107:ASP:OD1	2.23	0.56
35:BA:895:G:H2'	35:BA:896:C:H6	1.70	0.56
6:A5:10:LYS:HE3	11:AA:1262:A:N3	2.20	0.56
32:AY:6:HIS:NE2	32:AY:30:VAL:HG11	2.20	0.56
11:AA:1337:G:P	31:AX:73:ARG:HH22	2.28	0.56
11:AA:69:C:O2'	11:AA:70:G:H5'	2.04	0.56
4:A3:46:ASN:ND2	11:AA:851:U:H5'	2.19	0.56
11:AA:45:C:OP1	11:AA:215:G:H2'	2.05	0.56
49:BO:62:GLN:NE2	49:BO:62:GLN:HA	2.21	0.56
11:AA:1810:A:H2'	11:AA:1811:G:O4'	2.05	0.56
11:AA:328:U:H4'	32:AY:68:HIS:CD2	2.39	0.56
35:BA:1310:G:H2'	35:BA:1311:G:H8	1.70	0.56
36:BB:193:ASP:C	36:BB:193:ASP:OD1	2.44	0.56
59:BZ:5:PHE:HB2	59:BZ:275:LYS:CB	2.35	0.56
41:BG:92:SER:O	41:BG:96:GLN:HB2	2.05	0.56
38:BD:120:LEU:HB3	38:BD:126:ILE:CD1	2.35	0.56
7:A6:52:VAL:CG1	7:A6:53:LYS:N	2.68	0.56
18:AH:42:ARG:C	18:AH:43:VAL:HG22	2.26	0.56
18:AH:66:GLY:HA2	18:AH:69:ARG:HB3	1.86	0.56
33:AZ:163:LEU:CG	33:AZ:165:VAL:HG23	2.35	0.56
16:AF:110:LEU:HA	16:AF:183:VAL:HG12	1.85	0.56
13:AC:59:ARG:HG2	13:AC:60:GLY:N	2.21	0.56
29:AV:46:VAL:HG13	29:AV:46:VAL:O	2.06	0.56
36:BB:47:THR:HG22	36:BB:51:LEU:HD12	1.87	0.56
44:BJ:30:SER:CB	44:BJ:84:GLN:HE22	2.13	0.56
33:AZ:178:GLU:O	33:AZ:180:VAL:HG12	2.05	0.56

Continued on next page...

Continued from previous page...

Atom-1	Atom-2	Interatomic distance (Å)	Clash overlap (Å)
14:AD:108:PRO:O	14:AD:109:ASP:O	2.23	0.56
11:AA:414:C:O2'	11:AA:415:A:H5'	2.06	0.56
11:AA:2632:A:C2	15:AE:61:ARG:HD2	2.40	0.56
44:BJ:79:ARG:HA	44:BJ:82:ILE:HG12	1.87	0.56
35:BA:189(J):G:H2'	35:BA:189(K):U:C6	2.40	0.56
4:A3:29:ARG:HG3	4:A3:29:ARG:NH1	2.21	0.56
16:AF:65:TRP:CZ3	16:AF:72:ARG:HB2	2.40	0.56
11:AA:1295:C:H2'	11:AA:1296:G:C8	2.41	0.56
35:BA:44:G:H2'	35:BA:45:U:O4'	2.06	0.56
20:AK:88:UNK:C	20:AK:90:UNK:N	2.66	0.56
40:BF:83:ASP:OD1	40:BF:83:ASP:N	2.38	0.56
35:BA:818:G:O2'	35:BA:819:A:H5'	2.05	0.56
38:BD:12:CYS:HA	38:BD:19:LEU:HB2	1.88	0.56
24:AQ:141:GLN:N	33:AZ:53:ILE:CD1	2.68	0.56
9:A8:56:GLU:O	9:A8:59:LYS:HE3	2.06	0.56
15:AE:52:LEU:HG	15:AE:75:VAL:HB	1.88	0.56
17:AG:63:ILE:HG13	17:AG:64:THR:N	2.20	0.56
53:BS:6:LYS:N	53:BS:6:LYS:CD	2.69	0.56
37:BC:10:PHE:CZ	37:BC:178:LEU:HD11	2.41	0.56
35:BA:1112:C:C4	37:BC:178:LEU:HD22	2.40	0.56
35:BA:1286:A:O2'	35:BA:1287:A:H4'	2.05	0.56
11:AA:2661:G:O2'	11:AA:2662:A:H5'	2.05	0.56
17:AG:34:LEU:HD13	17:AG:99:MET:SD	2.45	0.56
3:A2:33:MET:HG2	3:A2:34:GLU:N	2.19	0.56
11:AA:761:A:O5'	11:AA:761:A:H8	1.89	0.56
37:BC:113:ALA:HB1	37:BC:185:GLY:N	2.21	0.56
11:AA:1222:C:H2'	11:AA:1223:G:C5'	2.33	0.56
39:BE:122:GLU:OE2	39:BE:131:ILE:HG21	2.06	0.56
11:AA:110:G:O2'	11:AA:111:A:H5'	2.05	0.56
34:B2:52:GLU:HB2	34:B2:54:TYR:CE1	2.40	0.56
16:AF:39:TRP:HB3	16:AF:101:LEU:HD22	1.86	0.56
35:BA:194:C:C2'	35:BA:195:A:H5''	2.34	0.56
11:AA:2720:U:H5'	11:AA:2721:A:OP1	2.04	0.56
11:AA:1842:G:H1	11:AA:1898:U:H3	1.53	0.56
36:BB:215:LEU:O	36:BB:219:VAL:HG23	2.04	0.56
35:BA:624:C:O3'	50:BP:10:GLY:HA2	2.05	0.56
35:BA:1310:G:H2'	35:BA:1311:G:C8	2.41	0.56
35:BA:56:U:O2	35:BA:56:U:H2'	2.06	0.56
14:AD:69:ARG:HH12	14:AD:117:VAL:CG2	2.18	0.56
35:BA:1447:A:H2'	35:BA:1447:A:N3	2.21	0.56
17:AG:58:GLN:O	17:AG:62:LEU:HD13	2.05	0.56

Continued on next page...

Continued from previous page...

Atom-1	Atom-2	Interatomic distance (Å)	Clash overlap (Å)
13:AC:63:SER:HA	13:AC:160:ARG:HA	1.86	0.56
38:BD:162:LEU:HD11	38:BD:178:VAL:HG12	1.86	0.56
17:AG:43:LEU:HD11	17:AG:153:ARG:HB3	1.88	0.56
15:AE:111:ARG:HD2	15:AE:160:TYR:CE2	2.40	0.56
37:BC:5:ILE:CG1	37:BC:10:PHE:HB2	2.35	0.56
41:BG:67:GLU:C	41:BG:69:VAL:H	2.09	0.56
35:BA:1286:A:O2'	35:BA:1287:A:C5'	2.54	0.56
11:AA:654(P):C:H2'	11:AA:654(Q):C:O4'	2.06	0.56
24:AQ:107:ALA:O	24:AQ:109:VAL:HG23	2.05	0.56
45:BK:58:PRO:HA	45:BK:90:GLY:HA2	1.88	0.56
29:AV:17:GLY:C	29:AV:18:LEU:HD13	2.26	0.56
36:BB:19:HIS:O	36:BB:39:ILE:HG22	2.05	0.56
50:BP:28:ARG:NH1	50:BP:29:ASP:OD1	2.39	0.56
1:A0:50:ASN:HB3	1:A0:63:VAL:HG22	1.88	0.56
13:AC:27:HIS:CE1	13:AC:182:PRO:HB3	2.40	0.56
35:BA:407:G:O2'	38:BD:116:GLN:HG3	2.05	0.56
35:BA:1054:C:C2'	35:BA:1055:A:H5''	2.36	0.56
35:BA:962:C:O2'	35:BA:963:G:H5'	2.05	0.56
43:BI:52:ALA:CB	43:BI:95:LYS:HB2	2.35	0.56
34:B2:47:ARG:C	34:B2:53:LEU:HD12	2.26	0.56
34:B2:86:LEU:O	34:B2:89:LEU:HG	2.06	0.56
59:BZ:331:HIS:CD2	59:BZ:332:THR:HG23	2.41	0.56
35:BA:1330:U:H5'	35:BA:1331:G:OP1	2.05	0.56
26:AS:88:ASP:CG	26:AS:89:ARG:H	2.09	0.56
53:BS:46:GLY:H	53:BS:62:ILE:HG23	1.71	0.56
11:AA:2422:A:N3	56:BW:77:A:C2	2.73	0.56
59:BZ:254:GLU:CG	59:BZ:307:PRO:HG3	2.35	0.56
54:BT:67:ALA:HA	54:BT:72:LEU:O	2.05	0.56
22:AO:107:ARG:HH11	27:AT:36:GLU:HG3	1.67	0.56
22:AO:88:ASN:HD21	22:AO:92:GLU:HB2	1.70	0.56
47:BM:54:VAL:HG12	47:BM:58:GLU:HG3	1.88	0.56
35:BA:1221:G:O2'	35:BA:1222:G:H5'	2.06	0.56
35:BA:453:A:O2'	35:BA:454:C:O4'	2.23	0.56
35:BA:254:G:H21	51:BQ:16:GLN:HE22	1.54	0.56
46:BL:43:VAL:HG23	46:BL:93:LEU:HD22	1.87	0.56
21:AN:45:ASN:ND2	21:AN:45:ASN:N	2.53	0.56
8:A7:8:ASN:ND2	8:A7:8:ASN:C	2.59	0.56
35:BA:1355:G:O2'	35:BA:1356:G:H5'	2.05	0.56
38:BD:129:ASN:HD21	38:BD:144:ASP:CA	2.18	0.56
35:BA:792:A:O2'	35:BA:793:U:OP2	2.24	0.56
46:BL:78:GLN:C	46:BL:80:HIS:H	2.08	0.56

Continued on next page...

Continued from previous page...

Atom-1	Atom-2	Interatomic distance (Å)	Clash overlap (Å)
11:AA:1983:C:O2'	11:AA:1984:G:H5'	2.06	0.56
59:BZ:182:MET:CE	59:BZ:188:THR:HB	2.35	0.56
59:BZ:34:VAL:HG11	59:BZ:199:ILE:CG2	2.35	0.56
46:BL:112:ASP:O	46:BL:114:LYS:HG3	2.05	0.56
11:AA:2135:A:H5'	11:AA:2160:G:H4'	1.87	0.56
8:A7:21:ARG:HG2	8:A7:21:ARG:HH11	1.71	0.56
22:AO:119:PRO:O	22:AO:120:GLU:HB2	2.05	0.56
11:AA:271(U):G:H2'	11:AA:271(V):G:H8	1.70	0.56
36:BB:74:LYS:NZ	36:BB:76:GLN:HE21	2.03	0.56
13:AC:131:LEU:HB2	56:BW:57:C:C5	2.41	0.56
17:AG:114:ILE:HG23	17:AG:117:PHE:HB2	1.88	0.56
47:BM:89:GLY:O	47:BM:90:LEU:O	2.24	0.56
47:BM:3:ARG:CG	47:BM:9:ILE:HG12	2.34	0.56
11:AA:1543:C:H3'	11:AA:1544:A:H5'	1.87	0.56
35:BA:1312:G:H2'	35:BA:1313:U:H6	1.71	0.56
14:AD:27:THR:O	14:AD:27:THR:CG2	2.54	0.56
11:AA:2512:C:H2'	11:AA:2513:G:O4'	2.05	0.56
12:AB:67:G:O2'	12:AB:68:C:O5'	2.21	0.56
35:BA:1321:C:C5'	35:BA:1322:C:H5''	2.33	0.56
35:BA:254:G:O2'	35:BA:255:G:H5'	2.06	0.56
11:AA:1718:G:C8	11:AA:1718:G:H5'	2.35	0.56
2:A1:29:GLY:HA3	11:AA:2396:G:O2'	2.06	0.56
14:AD:210:GLY:C	14:AD:212:SER:H	2.09	0.56
12:AB:92:C:H5''	33:AZ:79:ARG:HH12	1.71	0.56
11:AA:2248:C:C2'	11:AA:2249:U:H5'	2.36	0.56
1:A0:5:LYS:NZ	1:A0:5:LYS:HB3	2.20	0.56
11:AA:1710:C:O2'	11:AA:1711:C:H5'	2.06	0.56
11:AA:221:A:H61	11:AA:265:A:H8	1.53	0.56
18:AH:76:VAL:O	18:AH:79:VAL:HG22	2.06	0.56
35:BA:412:A:H4'	35:BA:413:G:C8	2.41	0.56
35:BA:1058:G:H2'	35:BA:1059:C:H6	1.70	0.56
38:BD:108:LEU:CD1	38:BD:176:LEU:HD13	2.30	0.56
59:BZ:215:ARG:O	59:BZ:216:ASP:CB	2.53	0.56
59:BZ:323:LEU:CD1	59:BZ:323:LEU:N	2.69	0.56
24:AQ:133:ARG:NH1	24:AQ:133:ARG:HB2	2.04	0.56
11:AA:2801(A):A:H4'	11:AA:2802:G:H2'	1.88	0.56
17:AG:103:LEU:CD2	17:AG:106:LEU:HD23	2.35	0.56
47:BM:110:ARG:HG2	47:BM:110:ARG:HH11	1.71	0.56
17:AG:72:ARG:NE	17:AG:86:MET:HA	2.20	0.56
11:AA:2162:G:O2'	11:AA:2163:C:H5'	2.05	0.56
12:AB:45:A:H1'	17:AG:95:ARG:NH2	2.19	0.56

Continued on next page...

Continued from previous page...

Atom-1	Atom-2	Interatomic distance (Å)	Clash overlap (Å)
22:AO:97:ARG:NH1	35:BA:339:C:OP2	2.39	0.56
27:AT:33:LYS:NZ	27:AT:43:GLN:HE21	2.03	0.56
11:AA:2787:C:O2	15:AE:61:ARG:NH1	2.39	0.56
15:AE:59:VAL:CG2	15:AE:63:LEU:HA	2.36	0.56
35:BA:1096:C:O2'	35:BA:1097:C:H5'	2.05	0.56
42:BH:85:ARG:HG3	42:BH:85:ARG:HH11	1.70	0.56
35:BA:501:C:H2'	35:BA:502:G:C8	2.40	0.56
59:BZ:352:VAL:O	59:BZ:372:VAL:HA	2.06	0.56
11:AA:184:C:H2'	11:AA:185:U:C6	2.41	0.56
11:AA:425:G:O2'	11:AA:426:C:H5'	2.05	0.56
11:AA:221:A:H4'	11:AA:222:A:O5'	2.05	0.56
27:AT:24:PRO:HD3	27:AT:52:ILE:HD12	1.88	0.56
13:AC:21:THR:HG22	13:AC:225:ASN:CB	2.36	0.56
11:AA:784:A:C6	14:AD:229:VAL:HG11	2.40	0.56
53:BS:29:ARG:N	53:BS:29:ARG:HD2	2.20	0.56
11:AA:2009:G:N3	25:AR:107:ASP:HA	2.20	0.56
34:B2:6:GLU:CD	34:B2:6:GLU:N	2.60	0.56
11:AA:1131:G:OP2	21:AN:80:GLY:N	2.34	0.56
37:BC:6:HIS:HD2	37:BC:7:PRO:HD2	1.69	0.56
11:AA:1141:U:P	21:AN:25:ARG:HH12	2.29	0.56
10:A9:9:ARG:NH2	10:A9:14:CYS:O	2.39	0.56
36:BB:138:LEU:C	36:BB:140:HIS:H	2.10	0.56
11:AA:528:A:H5''	21:AN:114:ARG:HH12	1.69	0.56
52:BR:59:SER:OG	52:BR:62:GLU:HG3	2.06	0.56
56:BV:22:A:H5'	56:BV:23:G:OP1	2.05	0.56
29:AV:35:LEU:C	29:AV:37:VAL:N	2.59	0.56
35:BA:204:U:H5''	35:BA:216:G:O4'	2.05	0.56
11:AA:963:U:H2'	11:AA:964:C:C6	2.41	0.56
36:BB:193:ASP:O	36:BB:193:ASP:OD1	2.24	0.56
35:BA:946:A:H2'	35:BA:947:G:C8	2.40	0.56
24:AQ:68:ILE:HG23	24:AQ:103:MET:HA	1.88	0.56
35:BA:426:G:H2'	35:BA:427:U:H6	1.70	0.55
59:BZ:134:PHE:HD2	59:BZ:202:LEU:HD13	1.71	0.55
11:AA:252:G:O2'	11:AA:253:C:H5'	2.07	0.55
21:AN:131:GLN:HE22	21:AN:133:GLN:CA	2.18	0.55
21:AN:134:ARG:N	21:AN:135:PRO:HD3	2.20	0.55
46:BL:18:VAL:CG2	46:BL:19:ARG:H	2.03	0.55
17:AG:85:GLY:C	17:AG:87:PRO:HD3	2.26	0.55
30:AW:29:LEU:CD2	30:AW:33:ARG:HD2	2.36	0.55
31:AX:12:VAL:HG12	31:AX:27:THR:O	2.05	0.55
10:A9:1:MET:HA	10:A9:4:ARG:NH2	2.21	0.55

Continued on next page...

Continued from previous page...

Atom-1	Atom-2	Interatomic distance (Å)	Clash overlap (Å)
11:AA:1518:U:H2'	11:AA:1519:G:O4'	2.05	0.55
11:AA:2762:G:C2'	11:AA:2763:G:H5'	2.36	0.55
59:BZ:151:GLU:HG3	59:BZ:170:VAL:HG11	1.89	0.55
35:BA:403:C:O2'	35:BA:404:U:H5'	2.06	0.55
27:AT:38:ASN:ND2	27:AT:38:ASN:O	2.32	0.55
14:AD:267:SER:O	14:AD:268:ARG:HB2	2.07	0.55
56:BW:26:C:H2'	56:BW:27:G:H8	1.71	0.55
27:AT:26:ASP:OD1	27:AT:26:ASP:C	2.44	0.55
35:BA:977:A:O2'	35:BA:978:A:C5'	2.54	0.55
35:BA:1425:U:O2'	35:BA:1426:C:H5'	2.05	0.55
30:AW:86:LEU:HD12	30:AW:87:PRO:CD	2.36	0.55
35:BA:439:A:C5	35:BA:441:A:H1'	2.41	0.55
35:BA:428:G:H4'	35:BA:429:U:O5'	2.07	0.55
24:AQ:140:ALA:HB1	33:AZ:99:TYR:CB	2.37	0.55
48:BN:57:ARG:HB3	48:BN:57:ARG:NH1	2.21	0.55
59:BZ:327:GLU:O	59:BZ:329:GLY:N	2.40	0.55
32:AY:8:LYS:CB	32:AY:28:LYS:NZ	2.69	0.55
15:AE:57:LYS:CA	15:AE:57:LYS:HE3	2.20	0.55
53:BS:66:MET:HG3	53:BS:66:MET:O	2.05	0.55
31:AX:35:THR:CG2	31:AX:37:THR:H	2.09	0.55
13:AC:181:PRO:HG2	13:AC:184:LYS:HG2	1.88	0.55
35:BA:1269:A:H2	35:BA:1312:G:N3	2.03	0.55
18:AH:85:LYS:HE2	18:AH:86:GLU:N	2.22	0.55
13:AC:175:VAL:CG1	13:AC:188:ASN:HB3	2.35	0.55
36:BB:168:THR:O	36:BB:171:ALA:HB2	2.06	0.55
11:AA:92:A:O2'	11:AA:93:G:H5'	2.06	0.55
50:BP:8:ARG:NH1	50:BP:8:ARG:HG2	2.21	0.55
35:BA:80:G:H22	35:BA:89:C:H2'	1.70	0.55
43:BI:5:TYR:CD2	43:BI:6:GLY:N	2.74	0.55
35:BA:585:G:H4'	46:BL:8:ASN:ND2	2.21	0.55
30:AW:22:ASP:HA	30:AW:25:ARG:HH12	1.71	0.55
11:AA:205:G:O2'	11:AA:206:U:P	2.64	0.55
40:BF:75:LEU:HD12	40:BF:75:LEU:O	2.05	0.55
11:AA:17:G:H4'	28:AU:25:TRP:CZ3	2.42	0.55
11:AA:2175:C:H6	11:AA:2175:C:O5'	1.89	0.55
11:AA:1747(A):G:C3'	11:AA:1748:G:H5''	2.36	0.55
38:BD:193:ASP:OD1	38:BD:193:ASP:N	2.39	0.55
11:AA:32:C:C2'	11:AA:33:U:H5'	2.36	0.55
11:AA:747:U:O4'	11:AA:747:U:O2	2.23	0.55
15:AE:201:THR:O	15:AE:202:LYS:HD2	2.05	0.55
11:AA:2170:A:H5''	13:AC:134:ARG:NE	2.18	0.55

Continued on next page...

Continued from previous page...

Atom-1	Atom-2	Interatomic distance (Å)	Clash overlap (Å)
23:AP:17:LYS:O	23:AP:19:VAL:N	2.39	0.55
11:AA:2346:A:H5'	11:AA:2383:G:C1'	2.36	0.55
41:BG:135:VAL:O	41:BG:138:LYS:HB3	2.06	0.55
11:AA:2713:A:OP1	25:AR:14:SER:CB	2.52	0.55
32:AY:63:LYS:HG2	32:AY:64:GLU:N	2.16	0.55
29:AV:3:ALA:HB3	29:AV:14:VAL:HG23	1.87	0.55
12:AB:29:A:C2	12:AB:56:G:C2	2.95	0.55
11:AA:1221(A):C:H2'	11:AA:1222:C:H6	1.71	0.55
14:AD:8:PRO:HB3	14:AD:14:ARG:CB	2.33	0.55
2:A1:11:ARG:HB3	2:A1:11:ARG:CZ	2.36	0.55
35:BA:1248:A:C4	35:BA:1249:C:C5	2.94	0.55
21:AN:58:ASP:O	21:AN:60:ILE:HG13	2.07	0.55
44:BJ:65:LEU:CD1	48:BN:56:VAL:H	2.19	0.55
35:BA:134:A:N6	50:BP:25:ARG:HH12	2.02	0.55
14:AD:125:ILE:HD13	14:AD:131:LEU:HD21	1.87	0.55
35:BA:1349:A:H2'	35:BA:1350:A:O4'	2.06	0.55
39:BE:77:PRO:HD2	39:BE:142:LEU:HD22	1.87	0.55
35:BA:162:A:C5	35:BA:163:C:H1'	2.41	0.55
11:AA:1398:C:H2'	11:AA:1399:C:C6	2.40	0.55
11:AA:479:A:H4'	11:AA:480:A:OP1	2.06	0.55
15:AE:152:LYS:HG2	21:AN:78:TYR:CZ	2.41	0.55
11:AA:2502:G:H5''	11:AA:2503:A:H5''	1.88	0.55
24:AQ:39:PRO:HG3	24:AQ:99:PRO:HD3	1.88	0.55
11:AA:1999:C:H4'	11:AA:2723:C:O2	2.05	0.55
35:BA:1343:G:H2'	35:BA:1344:C:C6	2.40	0.55
35:BA:256:U:O2'	35:BA:257:G:H5'	2.06	0.55
11:AA:1388:G:O2'	11:AA:1389:G:H5'	2.06	0.55
7:A6:19:ARG:NH1	7:A6:43:CYS:SG	2.79	0.55
7:A6:33:LYS:CD	56:BW:66:C:O3'	2.54	0.55
18:AH:52:VAL:CG2	18:AH:69:ARG:HB2	2.36	0.55
59:BZ:87:ASP:HB2	59:BZ:88:TYR:CD1	2.42	0.55
21:AN:133:GLN:HG2	21:AN:134:ARG:N	2.14	0.55
23:AP:16:ARG:CD	23:AP:17:LYS:N	2.69	0.55
17:AG:138:GLN:C	17:AG:140:ILE:H	2.09	0.55
47:BM:68:GLY:N	47:BM:71:ARG:HB3	2.12	0.55
17:AG:31:VAL:O	17:AG:31:VAL:HG13	2.06	0.55
14:AD:68:LYS:HB2	14:AD:70:TRP:CH2	2.41	0.55
33:AZ:19:ARG:C	33:AZ:21:ALA:N	2.59	0.55
11:AA:1884:A:C2'	11:AA:1885:A:H5''	2.37	0.55
27:AT:13:ARG:HA	27:AT:13:ARG:HE	1.71	0.55
35:BA:149:A:H2'	35:BA:150:C:C6	2.41	0.55

Continued on next page...

Continued from previous page...

Atom-1	Atom-2	Interatomic distance (Å)	Clash overlap (Å)
11:AA:1198:U:H2'	11:AA:1199:U:H6	1.71	0.55
11:AA:2131:G:H5''	11:AA:2132:U:O5'	2.05	0.55
35:BA:67:C:H2'	35:BA:68:G:C8	2.41	0.55
35:BA:1119:C:O2'	35:BA:1120:G:H5'	2.07	0.55
11:AA:2345:G:N3	11:AA:2381:C:H2'	2.22	0.55
40:BF:42:GLU:C	40:BF:44:GLY:H	2.09	0.55
7:A6:12:GLU:HA	7:A6:23:THR:CA	2.37	0.55
7:A6:15:GLU:OE2	7:A6:18:ARG:CZ	2.55	0.55
23:AP:59:LEU:CA	23:AP:61:ARG:NE	2.52	0.55
34:B2:99:THR:H	34:B2:120:ALA:HB3	1.70	0.55
59:BZ:324:LYS:HG2	59:BZ:325:LYS:N	2.21	0.55
27:AT:117:ASP:O	27:AT:121:ILE:HG13	2.06	0.55
32:AY:7:VAL:C	32:AY:8:LYS:HD2	2.27	0.55
13:AC:128:GLY:HA2	56:BW:57:C:O2	2.06	0.55
13:AC:75:LEU:CD1	13:AC:113:VAL:HA	2.37	0.55
17:AG:106:LEU:HD12	17:AG:110:ALA:HB3	1.88	0.55
14:AD:35:LYS:HB3	14:AD:35:LYS:NZ	2.21	0.55
59:BZ:255:ILE:HG22	59:BZ:302:GLN:OE1	2.07	0.55
9:A8:15:LYS:HB2	23:AP:65:ARG:NH1	2.21	0.55
35:BA:858:G:O6	35:BA:869:G:N7	2.38	0.55
48:BN:23:ARG:HD2	48:BN:28:GLY:O	2.06	0.55
45:BK:98:LEU:O	45:BK:101:SER:OG	2.23	0.55
8:A7:34:ARG:CD	8:A7:39:ARG:HG3	2.36	0.55
6:A5:20:ARG:HA	6:A5:23:HIS:CE1	2.41	0.55
37:BC:52:LEU:HD12	37:BC:55:VAL:HG22	1.87	0.55
35:BA:134:A:H1'	35:BA:325:A:C5	2.42	0.55
35:BA:80:G:H5'	35:BA:82:U:OP2	2.07	0.55
11:AA:1651:G:H4'	25:AR:39:PRO:HG2	1.88	0.55
11:AA:950:G:H2'	11:AA:951:C:C6	2.42	0.55
52:BR:71:LYS:O	52:BR:75:ILE:HG13	2.06	0.55
21:AN:6:PRO:O	21:AN:7:LYS:HB2	2.07	0.55
14:AD:127:VAL:HG12	14:AD:127:VAL:O	2.07	0.55
9:A8:14:VAL:HG21	9:A8:22:VAL:CG1	2.35	0.55
18:AH:67:LEU:CG	18:AH:71:LEU:HD11	2.22	0.55
16:AF:7:TYR:HD2	16:AF:16:GLY:CA	2.16	0.55
11:AA:2790:A:H2'	11:AA:2790:A:N3	2.20	0.55
26:AS:34:HIS:HB3	26:AS:53:SER:HB3	1.88	0.55
59:BZ:224:PRO:CG	59:BZ:345:ARG:HD3	2.29	0.55
3:A2:6:VAL:HA	3:A2:9:GLN:OE1	2.06	0.55
6:A5:43:HIS:ND1	11:AA:2816:C:O4'	2.38	0.55
54:BT:100:ILE:O	54:BT:102:GLY:N	2.37	0.55

Continued on next page...

Continued from previous page...

Atom-1	Atom-2	Interatomic distance (Å)	Clash overlap (Å)
37:BC:92:ALA:HB2	37:BC:99:VAL:HG22	1.88	0.55
36:BB:177:ALA:HB1	36:BB:182:ILE:HB	1.89	0.55
11:AA:84:A:C5'	32:AY:9:LYS:HD2	2.36	0.55
29:AV:28:GLU:O	29:AV:61:VAL:HG21	2.05	0.55
35:BA:723:U:O2	35:BA:723:U:H2'	2.07	0.55
11:AA:11:G:H22	11:AA:2628:C:P	2.30	0.55
35:BA:628:G:O2'	35:BA:629:G:H5'	2.06	0.55
11:AA:1003:G:N2	11:AA:1153:C:C2	2.74	0.55
46:BL:80:HIS:CD2	46:BL:80:HIS:N	2.74	0.55
11:AA:755:C:H2'	11:AA:756:C:C6	2.42	0.55
43:BI:63:ILE:HD11	43:BI:81:ILE:HD11	1.88	0.55
39:BE:64:ARG:HG3	39:BE:64:ARG:HH11	1.72	0.55
41:BG:34:GLY:O	41:BG:36:LYS:N	2.36	0.55
11:AA:2025:C:H2'	11:AA:2026:C:H6	1.72	0.55
35:BA:35:G:H2'	35:BA:36:C:C6	2.42	0.55
38:BD:31:CYS:C	38:BD:33:MET:H	2.08	0.55
1:A0:43:THR:H	11:AA:2331:G:H4'	1.72	0.55
13:AC:167:LYS:HE2	13:AC:168:THR:HG23	1.89	0.55
6:A5:56:LYS:HE2	6:A5:59:GLU:OE2	2.05	0.55
16:AF:192:LEU:HD23	16:AF:193:VAL:N	2.21	0.55
35:BA:1367:C:H5'	44:BJ:60:ARG:CZ	2.37	0.55
59:BZ:145:GLU:O	59:BZ:146:LEU:C	2.45	0.55
53:BS:46:GLY:N	53:BS:62:ILE:HG23	2.22	0.55
17:AG:111:LEU:CB	17:AG:112:PRO:HD3	2.35	0.55
17:AG:116:ASP:O	17:AG:117:PHE:HB3	2.05	0.55
31:AX:27:THR:HA	31:AX:79:ALA:O	2.06	0.55
24:AQ:110:THR:HG23	24:AQ:113:GLN:OE1	2.06	0.55
10:A9:35:ARG:HD3	11:AA:2742:C:OP1	2.06	0.55
18:AH:19:VAL:HG12	18:AH:20:ALA:N	2.14	0.55
45:BK:54:ARG:O	45:BK:57:THR:HG22	2.07	0.55
17:AG:129:GLY:O	17:AG:130:ASN:ND2	2.39	0.55
42:BH:11:THR:HG22	42:BH:15:ASN:HD21	1.72	0.55
21:AN:113:GLY:HA2	21:AN:116:LEU:HD12	1.89	0.55
6:A5:24:ALA:O	6:A5:25:LEU:CB	2.50	0.55
35:BA:524:G:H2'	35:BA:525:C:H6	1.69	0.55
33:AZ:139:VAL:O	33:AZ:140:ASP:HB3	2.06	0.55
11:AA:271(D):G:O2'	11:AA:271(E):U:H5'	2.07	0.55
21:AN:48:MET:CE	21:AN:48:MET:H	2.20	0.55
33:AZ:81:ARG:O	33:AZ:81:ARG:HG3	2.07	0.55
2:A1:7:ILE:CD1	2:A1:70:VAL:HG22	2.37	0.55
59:BZ:182:MET:HE3	59:BZ:188:THR:HB	1.87	0.55

Continued on next page...

Continued from previous page...

Atom-1	Atom-2	Interatomic distance (Å)	Clash overlap (Å)
11:AA:17:G:H4'	28:AU:25:TRP:CH2	2.42	0.55
35:BA:600:C:OP1	42:BH:97:VAL:HG12	2.07	0.55
39:BE:68:GLU:O	39:BE:68:GLU:HG3	2.05	0.55
15:AE:7:VAL:HG13	15:AE:27:LEU:HB3	1.89	0.55
28:AU:95:LEU:C	28:AU:97:ASP:H	2.10	0.55
26:AS:20:ARG:HG2	26:AS:20:ARG:NH1	2.20	0.55
11:AA:2656:U:C2'	11:AA:2657:A:H5''	2.37	0.55
2:A1:44:PRO:HG2	2:A1:46:LEU:HD23	1.87	0.55
31:AX:12:VAL:CG1	31:AX:27:THR:H	2.20	0.55
36:BB:69:LEU:CD2	36:BB:155:LEU:HG	2.36	0.55
48:BN:22:THR:OG1	48:BN:33:VAL:HG21	2.07	0.55
11:AA:2811:G:OP2	15:AE:60:ASN:HB2	2.06	0.55
35:BA:386:C:O2'	35:BA:387:U:H5'	2.06	0.55
21:AN:58:ASP:HB3	21:AN:95:PRO:HB2	1.89	0.55
33:AZ:141:VAL:HG13	33:AZ:144:LEU:HB2	1.87	0.55
57:BX:16:U:O2'	57:BX:17:G:H5'	2.07	0.55
43:BI:112:LYS:HD3	43:BI:112:LYS:O	2.06	0.55
17:AG:125:PHE:CE2	17:AG:173:LEU:HD12	2.42	0.55
33:AZ:70:LEU:HD22	33:AZ:91:LEU:HD21	1.89	0.55
27:AT:106:SER:O	27:AT:107:ASP:CB	2.54	0.55
11:AA:1336:A:H2'	11:AA:1337:G:C8	2.42	0.55
12:AB:87:G:C3'	12:AB:88:C:H5''	2.36	0.55
11:AA:1071:G:H4'	11:AA:1089:G:OP2	2.06	0.55
11:AA:1444:G:H2'	11:AA:1445(A):C:C5	2.41	0.55
11:AA:263:C:H2'	11:AA:264:C:O4'	2.06	0.55
35:BA:409:G:H4'	38:BD:24:GLU:OE1	2.07	0.55
59:BZ:13:ASN:O	59:BZ:100:ASP:N	2.38	0.55
33:AZ:163:LEU:HD11	33:AZ:165:VAL:CG2	2.37	0.55
59:BZ:314:THR:HG22	59:BZ:377:PRO:HA	1.88	0.55
11:AA:2542:A:H5'	11:AA:2543:G:OP1	2.06	0.55
11:AA:655:A:H4'	11:AA:656:G:C5'	2.17	0.55
11:AA:832:G:OP2	23:AP:40:SER:HB3	2.07	0.55
35:BA:1319:A:C6	35:BA:1323:G:H1'	2.42	0.55
13:AC:78:ALA:HB3	13:AC:83:ILE:HG12	1.89	0.55
26:AS:12:PHE:O	26:AS:14:VAL:HG23	2.06	0.55
11:AA:2864:G:OP1	27:AT:119:LYS:HD2	2.07	0.55
23:AP:7:ARG:HB3	23:AP:8:PRO:HD3	1.89	0.55
59:BZ:226:GLU:O	59:BZ:300:ARG:HD2	2.06	0.55
17:AG:67:LYS:H	17:AG:67:LYS:HD3	1.70	0.55
11:AA:2580:U:C5'	15:AE:131:ALA:H	2.20	0.55
12:AB:24:G:O6	12:AB:56:G:H2'	2.06	0.55

Continued on next page...

Continued from previous page...

Atom-1	Atom-2	Interatomic distance (Å)	Clash overlap (Å)
11:AA:89:G:H3'	11:AA:90:U:H5''	1.87	0.55
11:AA:310:A:P	32:AY:18:GLY:HA2	2.46	0.55
11:AA:2830:G:N3	11:AA:2883:A:H2	2.04	0.55
58:BY:63:U:O2'	59:BZ:339:ARG:HD2	2.06	0.55
11:AA:608:A:H2'	11:AA:609:A:C8	2.41	0.55
11:AA:748:G:C8	30:AW:89:ALA:HB1	2.42	0.55
33:AZ:126:VAL:HA	33:AZ:163:LEU:HA	1.89	0.55
43:BI:95:LYS:C	43:BI:95:LYS:HD3	2.28	0.55
44:BJ:27:ALA:HB1	44:BJ:34:VAL:HG21	1.89	0.55
12:AB:8:U:H5'	12:AB:8:U:H6	1.71	0.55
11:AA:2313:C:O2'	11:AA:2314:C:H5'	2.05	0.55
15:AE:111:ARG:HD3	25:AR:2:ARG:NH2	2.22	0.55
23:AP:71:VAL:HG13	23:AP:72:PRO:CD	2.37	0.55
17:AG:107:LEU:HD22	17:AG:177:GLY:O	2.07	0.55
47:BM:42:ALA:O	47:BM:43:THR:O	2.25	0.55
16:AF:167:ALA:O	16:AF:168:ARG:O	2.24	0.55
23:AP:64:LYS:C	23:AP:66:GLY:N	2.61	0.55
11:AA:654(J):A:H8	11:AA:654(L):G:H8	1.55	0.55
59:BZ:385:ARG:HG2	59:BZ:399:VAL:CG1	2.36	0.55
35:BA:346:G:N3	35:BA:346:G:H2'	2.22	0.55
11:AA:1041:G:H1	11:AA:1114:G:H1	1.54	0.55
34:B2:140:ALA:HB1	39:BE:51:VAL:HG21	1.88	0.55
46:BL:27:LEU:HB3	46:BL:33:ARG:NH1	2.22	0.55
35:BA:1013:G:H2'	35:BA:1015:A:OP1	2.06	0.55
2:A1:64:ALA:HA	2:A1:67:ILE:CD1	2.37	0.55
11:AA:2375:G:O5'	11:AA:2375:G:H8	1.90	0.55
30:AW:45:TYR:HD2	30:AW:46:PHE:CE1	2.25	0.55
35:BA:135:C:C2'	35:BA:136:C:H5'	2.37	0.55
11:AA:1983:C:H4'	11:AA:2606:C:H4'	1.89	0.55
33:AZ:60:GLU:HG3	33:AZ:66:SER:HB3	1.89	0.55
59:BZ:150:VAL:HA	59:BZ:153:GLU:CG	2.36	0.55
36:BB:79:ASP:C	36:BB:81:VAL:H	2.10	0.55
42:BH:30:ARG:NH1	42:BH:30:ARG:HB3	2.21	0.55
35:BA:545:C:O2'	35:BA:546:G:H5'	2.07	0.55
28:AU:29:SER:OG	28:AU:30:LYS:HE2	2.07	0.55
14:AD:44:ASN:OD1	14:AD:44:ASN:N	2.38	0.54
33:AZ:96:VAL:HG22	33:AZ:97:GLU:N	2.22	0.54
35:BA:1053:G:H4'	35:BA:1054:C:C5'	2.28	0.54
43:BI:88:TYR:O	43:BI:89:ASN:CB	2.55	0.54
59:BZ:88:TYR:N	59:BZ:88:TYR:HD1	2.03	0.54
48:BN:15:LYS:HB3	48:BN:16:PHE:CD2	2.41	0.54

Continued on next page...

Continued from previous page...

Atom-1	Atom-2	Interatomic distance (Å)	Clash overlap (Å)
23:AP:16:ARG:HG3	23:AP:17:LYS:H	1.73	0.54
13:AC:65:PRO:HD3	13:AC:191:ALA:CB	2.37	0.54
35:BA:1308:U:OP2	47:BM:98:VAL:HG23	2.07	0.54
27:AT:122:ASP:OD2	35:BA:1442(A):G:H2'	2.08	0.54
35:BA:1505:G:H4'	35:BA:1506:U:C5'	2.37	0.54
11:AA:621:A:H2'	11:AA:622:G:C5'	2.38	0.54
22:AO:107:ARG:HH12	27:AT:35:LYS:CB	2.19	0.54
42:BH:11:THR:HG22	42:BH:15:ASN:ND2	2.21	0.54
11:AA:2096:U:O2'	11:AA:2097:C:H5'	2.07	0.54
25:AR:50:HIS:NE2	25:AR:54:LEU:HD11	2.22	0.54
37:BC:46:GLU:O	37:BC:47:LEU:CB	2.54	0.54
11:AA:970:C:H2'	11:AA:971:C:C6	2.42	0.54
11:AA:1625:C:C2'	11:AA:1626:G:H5'	2.37	0.54
40:BF:100:ASN:HD21	52:BR:23:LYS:HG2	1.69	0.54
11:AA:1509(A):A:H2'	11:AA:1509(B):A:C8	2.42	0.54
35:BA:1530:G:H2'	35:BA:1531:A:O5'	2.07	0.54
37:BC:116:VAL:HG21	37:BC:202:ILE:HD11	1.88	0.54
16:AF:21:ALA:C	16:AF:23:ASP:H	2.11	0.54
32:AY:81:LYS:CG	32:AY:96:ILE:HB	2.37	0.54
48:BN:59:ALA:O	48:BN:60:SER:CB	2.55	0.54
44:BJ:26:ALA:HB3	44:BJ:85:LEU:HD21	1.88	0.54
47:BM:6:GLY:C	47:BM:8:GLU:N	2.59	0.54
11:AA:2850:A:H2'	11:AA:2851:A:O4'	2.07	0.54
17:AG:123:ASN:O	17:AG:126:ASP:OD2	2.26	0.54
21:AN:58:ASP:C	21:AN:60:ILE:N	2.59	0.54
33:AZ:143:GLY:C	33:AZ:144:LEU:HD22	2.28	0.54
5:A4:43:TYR:CG	5:A4:44:THR:N	2.73	0.54
43:BI:110:GLU:OE2	43:BI:113:LYS:NZ	2.40	0.54
11:AA:1248:G:OP1	28:AU:2:PRO:HD2	2.07	0.54
56:BV:5:G:O2'	56:BV:6:G:H5'	2.07	0.54
59:BZ:140:MET:CE	59:BZ:140:MET:CA	2.85	0.54
53:BS:79:THR:O	53:BS:80:TYR:HB3	2.06	0.54
41:BG:44:TYR:HE2	43:BI:41:VAL:HG11	1.70	0.54
33:AZ:54:HIS:HB3	33:AZ:101:PRO:HD3	1.89	0.54
8:A7:5:TRP:CZ3	11:AA:464:U:H4'	2.43	0.54
37:BC:150:LYS:HE3	37:BC:167:TRP:NE1	2.21	0.54
37:BC:150:LYS:HE3	37:BC:167:TRP:HE1	1.72	0.54
30:AW:69:LEU:HA	30:AW:108:GLY:O	2.06	0.54
11:AA:1743:C:H2'	11:AA:1744:C:C6	2.41	0.54
23:AP:131:SER:O	23:AP:134:ALA:N	2.40	0.54
35:BA:822:C:O2'	35:BA:823:G:H5'	2.08	0.54

Continued on next page...

Continued from previous page...

Atom-1	Atom-2	Interatomic distance (Å)	Clash overlap (Å)
33:AZ:162:GLU:O	33:AZ:163:LEU:HD23	2.07	0.54
35:BA:1367:C:H5'	44:BJ:60:ARG:NH2	2.21	0.54
38:BD:173:TRP:CZ3	38:BD:193:ASP:HB3	2.41	0.54
6:A5:4:HIS:CB	6:A5:5:PRO:CD	2.82	0.54
59:BZ:215:ARG:HH11	59:BZ:215:ARG:CB	2.20	0.54
34:B2:22:ALA:HB1	34:B2:80:LEU:O	2.05	0.54
43:BI:104:ARG:HG2	43:BI:105:ASP:N	2.23	0.54
26:AS:92:TYR:CG	26:AS:93:LYS:N	2.75	0.54
27:AT:92:GLY:O	27:AT:93:ARG:C	2.45	0.54
32:AY:8:LYS:HG2	32:AY:28:LYS:HZ3	1.73	0.54
13:AC:153:ILE:HG22	13:AC:153:ILE:O	2.07	0.54
53:BS:78:ARG:O	53:BS:81:ARG:HD3	2.08	0.54
32:AY:50:ARG:HG3	32:AY:57:GLN:O	2.07	0.54
47:BM:116:THR:HG22	47:BM:118:ALA:H	1.71	0.54
56:BV:30:G:O2'	56:BV:31:G:H5'	2.07	0.54
58:BY:11:C:C4'	58:BY:12:G:OP1	2.52	0.54
35:BA:77:G:H5'	35:BA:78:G:OP1	2.07	0.54
48:BN:22:THR:O	48:BN:23:ARG:HB3	2.07	0.54
56:BW:41:C:H2'	56:BW:42:C:C6	2.43	0.54
27:AT:48:ILE:HD12	27:AT:48:ILE:N	2.23	0.54
11:AA:605:C:O2'	11:AA:606:U:H5'	2.07	0.54
11:AA:660:G:H5'	16:AF:99:TYR:CE2	2.42	0.54
35:BA:381:C:H2'	35:BA:382:A:O4'	2.07	0.54
1:A0:16:SER:HB2	11:AA:2262:U:H5	1.73	0.54
35:BA:60:A:H4'	35:BA:61:G:O5'	2.07	0.54
56:BV:18:U:H4'	56:BV:19:G:OP1	2.05	0.54
11:AA:1877:A:H5'	11:AA:1878:G:OP2	2.08	0.54
45:BK:87:THR:HG22	45:BK:88:GLY:H	1.73	0.54
35:BA:1439:C:H42	35:BA:1462:G:H1	1.56	0.54
38:BD:90:GLY:O	38:BD:200:GLU:HG3	2.06	0.54
23:AP:50:ARG:NH1	23:AP:50:ARG:HG2	2.23	0.54
15:AE:103:ASP:CG	15:AE:201:THR:HA	2.28	0.54
53:BS:61:TYR:O	53:BS:62:ILE:CB	2.55	0.54
16:AF:164:ARG:HG2	16:AF:164:ARG:HH11	1.72	0.54
18:AH:12:PRO:HB2	18:AH:15:VAL:CG1	2.36	0.54
33:AZ:151:HIS:HB3	33:AZ:171:ILE:H	1.72	0.54
35:BA:1277:C:O2'	35:BA:1279:A:H8	1.91	0.54
2:A1:13:ILE:HD11	11:AA:396:G:C5'	2.38	0.54
59:BZ:20:VAL:HG22	59:BZ:115:GLN:OE1	2.07	0.54
3:A2:33:MET:CG	3:A2:34:GLU:N	2.69	0.54
46:BL:27:LEU:HD12	46:BL:28:LYS:HG3	1.90	0.54

Continued on next page...

Continued from previous page...

Atom-1	Atom-2	Interatomic distance (Å)	Clash overlap (Å)
49:BO:87:ILE:CG2	49:BO:88:ARG:N	2.70	0.54
28:AU:16:LYS:O	28:AU:20:LEU:HD23	2.07	0.54
8:A7:8:ASN:HD22	8:A7:9:ARG:N	2.06	0.54
11:AA:659:C:O2'	11:AA:660:G:H5'	2.06	0.54
22:AO:64:ARG:O	22:AO:82:ASN:HA	2.08	0.54
59:BZ:277:LEU:HD13	59:BZ:278:GLN:H	1.72	0.54
12:AB:111:G:H2'	12:AB:112:U:H5'	1.90	0.54
35:BA:1436:U:H2'	35:BA:1437:C:H6	1.72	0.54
36:BB:75:LYS:HG2	36:BB:78:GLN:NE2	2.22	0.54
11:AA:2689:U:H5''	11:AA:2690:C:H5'	1.90	0.54
11:AA:2796:U:O2'	11:AA:2799:C:H5'	2.07	0.54
37:BC:126:ARG:O	37:BC:127:ARG:HB2	2.07	0.54
40:BF:72:VAL:HG13	40:BF:73:ASN:N	2.23	0.54
11:AA:291:C:H2'	11:AA:292:C:H6	1.73	0.54
16:AF:125:LEU:HA	16:AF:194:MET:O	2.07	0.54
32:AY:86:ARG:NH2	32:AY:95:LYS:HZ2	2.02	0.54
35:BA:1059:C:O2'	35:BA:1060:C:H5'	2.07	0.54
34:B2:48:PHE:HZ	34:B2:90:LEU:HA	1.68	0.54
34:B2:60:ILE:O	34:B2:60:ILE:HG22	2.07	0.54
34:B2:53:LEU:HD23	34:B2:79:LEU:HD12	1.89	0.54
59:BZ:84:GLY:O	59:BZ:85:HIS:HB2	2.06	0.54
43:BI:108:VAL:HG12	43:BI:109:VAL:N	2.22	0.54
55:BU:12:LYS:HB3	55:BU:22:ARG:HD2	1.89	0.54
15:AE:7:VAL:HG12	15:AE:51:PHE:CE2	2.37	0.54
25:AR:72:ASP:HB2	25:AR:75:LEU:CB	2.34	0.54
32:AY:43:ASN:CB	32:AY:64:GLU:HA	2.38	0.54
11:AA:2787:C:H1'	15:AE:61:ARG:HG3	1.89	0.54
11:AA:733:G:N7	11:AA:761:A:C5	2.75	0.54
35:BA:1217:C:H2'	35:BA:1218:C:C6	2.42	0.54
39:BE:33:VAL:HG12	39:BE:112:LEU:CD1	2.36	0.54
35:BA:221:C:H2'	35:BA:222:U:H6	1.72	0.54
18:AH:149:ARG:HA	18:AH:162:ILE:HG12	1.88	0.54
11:AA:582:G:H2'	11:AA:583:G:H8	1.70	0.54
11:AA:1678:G:H22	11:AA:1989:G:H22	1.55	0.54
35:BA:948:C:H2'	35:BA:949:A:H8	1.73	0.54
4:A3:12:PRO:O	4:A3:14:GLY:N	2.41	0.54
52:BR:88:LYS:HD3	52:BR:88:LYS:C	2.27	0.54
11:AA:840:C:O2'	11:AA:841:A:H5'	2.07	0.54
35:BA:426:G:OP1	38:BD:36:ARG:NH1	2.40	0.54
59:BZ:98:GLN:O	59:BZ:99:MET:O	2.26	0.54
44:BJ:54:PHE:C	44:BJ:55:LYS:HE3	2.28	0.54

Continued on next page...

Continued from previous page...

Atom-1	Atom-2	Interatomic distance (Å)	Clash overlap (Å)
11:AA:32:C:O2'	11:AA:33:U:H5'	2.08	0.54
23:AP:101:VAL:C	23:AP:103:ALA:H	2.11	0.54
23:AP:40:SER:C	23:AP:41:ARG:HG2	2.27	0.54
11:AA:143:G:H4'	31:AX:35:THR:HG21	1.89	0.54
27:AT:82:LEU:N	27:AT:82:LEU:HD12	2.11	0.54
47:BM:39:ILE:HG22	47:BM:40:ASN:N	2.22	0.54
59:BZ:382:GLU:O	59:BZ:400:VAL:O	2.26	0.54
9:A8:28:GLY:O	9:A8:30:ARG:N	2.35	0.54
14:AD:35:LYS:HD2	14:AD:36:PRO:N	2.22	0.54
11:AA:2466:C:O2'	11:AA:2467:C:H5'	2.07	0.54
30:AW:5:ALA:HB3	30:AW:105:VAL:H	1.72	0.54
45:BK:99:GLN:HG2	45:BK:105:VAL:HG11	1.90	0.54
11:AA:1053:C:O2'	11:AA:1054:A:H5'	2.08	0.54
36:BB:17:PHE:O	36:BB:18:GLY:O	2.24	0.54
15:AE:132:HIS:CG	15:AE:135:HIS:NE2	2.76	0.54
52:BR:25:THR:HG22	52:BR:42:ARG:HH11	1.71	0.54
34:B2:133:LYS:HD3	35:BA:16:A:OP1	2.07	0.54
35:BA:1081:G:O2'	35:BA:1082:G:H5'	2.08	0.54
33:AZ:17:ALA:HA	33:AZ:20:ARG:CG	2.37	0.54
22:AO:4:PRO:O	22:AO:5:GLN:CB	2.55	0.54
16:AF:126:VAL:HG11	16:AF:142:TRP:HH2	1.72	0.54
36:BB:130:ARG:NH2	36:BB:134:GLU:HG3	2.23	0.54
11:AA:1166:C:H2'	11:AA:1167:U:C6	2.41	0.54
11:AA:2087:G:O2'	11:AA:2088:G:H5'	2.07	0.54
11:AA:671:C:H2'	11:AA:672:C:H6	1.72	0.54
12:AB:52:A:O2'	12:AB:53:A:C8	2.60	0.54
35:BA:560:U:H5'	35:BA:566:G:N2	2.23	0.54
47:BM:106:ASN:O	47:BM:107:ALA:HB3	2.07	0.54
17:AG:25:TYR:HH	17:AG:168:GLU:CD	2.10	0.54
35:BA:580:U:H2'	35:BA:581:G:O4'	2.08	0.54
46:BL:6:THR:H	46:BL:9:GLN:NE2	2.05	0.54
42:BH:36:LEU:HA	42:BH:39:LEU:HD23	1.90	0.54
11:AA:37:C:H4'	11:AA:451:C:OP1	2.07	0.54
11:AA:843:G:O2'	11:AA:844:C:H5'	2.07	0.54
24:AQ:140:ALA:HA	33:AZ:99:TYR:CE2	2.42	0.54
59:BZ:325:LYS:HE3	59:BZ:331:HIS:HB2	1.88	0.54
59:BZ:224:PRO:CB	59:BZ:346:THR:HG23	2.38	0.54
26:AS:52:SER:HB2	26:AS:56:LEU:CB	2.34	0.54
32:AY:42:VAL:HG21	32:AY:67:LEU:CD1	2.37	0.54
11:AA:1667:G:O2'	11:AA:1991:U:O4	2.25	0.54
11:AA:2196:C:O2'	11:AA:2197:U:H5'	2.08	0.54

Continued on next page...

Continued from previous page...

Atom-1	Atom-2	Interatomic distance (Å)	Clash overlap (Å)
11:AA:740:U:H2'	11:AA:741:G:H8	1.73	0.54
51:BQ:52:LYS:HD3	51:BQ:55:ASP:OD2	2.08	0.54
29:AV:89:GLN:HA	29:AV:89:GLN:OE1	2.08	0.54
11:AA:221:A:N6	11:AA:265:A:H8	2.05	0.54
35:BA:689:C:P	45:BK:46:GLY:HA3	2.48	0.54
16:AF:123:LEU:HD12	16:AF:124:LEU:N	2.22	0.54
11:AA:1899:G:O2'	11:AA:1900:A:H5''	2.07	0.54
34:B2:28:GLY:CA	34:B2:31:VAL:HG23	2.38	0.54
12:AB:7:G:H4'	26:AS:29:PHE:CD2	2.42	0.54
27:AT:50:ILE:HD11	27:AT:64:ARG:HB2	1.89	0.54
32:AY:8:LYS:HE3	32:AY:74:PRO:HD3	1.90	0.54
11:AA:809:G:O2'	11:AA:810:U:H5'	2.08	0.54
13:AC:137:LEU:CD1	13:AC:139:ASN:HD22	2.20	0.54
28:AU:92:ARG:HH22	29:AV:10:LYS:HB3	1.72	0.54
17:AG:111:LEU:CB	17:AG:112:PRO:CD	2.85	0.54
44:BJ:40:LEU:H	44:BJ:40:LEU:CD2	2.11	0.54
11:AA:2481:G:HO2'	11:AA:2482:G:P	2.31	0.54
24:AQ:54:MET:HB3	24:AQ:64:ILE:HD13	1.89	0.54
59:BZ:19:HIS:HD2	59:BZ:115:GLN:N	1.98	0.54
47:BM:56:LEU:C	47:BM:56:LEU:HD13	2.28	0.54
35:BA:538:G:O2'	35:BA:539:A:H5'	2.08	0.54
29:AV:69:LYS:HG3	29:AV:88:ARG:HG2	1.90	0.54
3:A2:45:SER:O	3:A2:46:GLN:CD	2.46	0.54
33:AZ:18:LEU:O	33:AZ:21:ALA:HB3	2.07	0.54
40:BF:3:ARG:NH1	40:BF:66:GLU:HB2	2.23	0.54
30:AW:12:ILE:HD13	30:AW:17:VAL:HG22	1.88	0.54
35:BA:397:A:N3	35:BA:397:A:H3'	2.23	0.54
59:BZ:338:TYR:CD2	59:BZ:340:PRO:HD3	2.43	0.54
35:BA:671:G:C2'	35:BA:672:U:H5'	2.37	0.54
35:BA:948:C:O2'	35:BA:949:A:H5'	2.07	0.54
24:AQ:42:ILE:HG21	24:AQ:68:ILE:HD12	1.89	0.54
45:BK:87:THR:HG22	45:BK:88:GLY:N	2.23	0.54
35:BA:1191:A:H2'	35:BA:1192:C:C6	2.43	0.54
28:AU:61:TRP:HB3	28:AU:93:LYS:O	2.07	0.54
11:AA:176:G:O2'	11:AA:177:G:H5'	2.08	0.54
38:BD:76:ARG:O	38:BD:80:GLU:HG2	2.08	0.54
11:AA:2849:U:HO2'	11:AA:2866:U:H6	1.56	0.54
38:BD:31:CYS:SG	38:BD:31:CYS:O	2.66	0.54
1:A0:43:THR:HG22	11:AA:2331:G:O2'	2.08	0.54
9:A8:62:LEU:CD1	11:AA:242:G:H5''	2.17	0.54
35:BA:961:U:O2'	35:BA:962:C:H6	1.91	0.54

Continued on next page...

Continued from previous page...

Atom-1	Atom-2	Interatomic distance (Å)	Clash overlap (Å)
58:BY:56:U:H2'	58:BY:57:U:C6	2.43	0.54
58:BY:1:G:H1	58:BY:85:C:N4	2.05	0.54
56:BW:54:G:N2	56:BW:63:C:H1'	2.23	0.54
27:AT:27:THR:O	27:AT:28:VAL:CB	2.56	0.54
11:AA:1464:C:O2'	11:AA:1528:A:H8	1.89	0.54
11:AA:2422:A:O4'	56:BW:77:A:C2	2.60	0.54
23:AP:9:ASN:H	23:AP:10:PRO:CD	2.15	0.54
35:BA:1285:A:H4'	35:BA:1286:A:O5'	2.08	0.54
14:AD:26:LYS:O	14:AD:27:THR:CG2	2.55	0.54
15:AE:14:ILE:HB	27:AT:14:TYR:CE2	2.43	0.54
17:AG:12:TYR:HB3	17:AG:16:ARG:HG3	1.90	0.54
38:BD:89:THR:C	38:BD:91:SER:H	2.11	0.54
52:BR:53:ARG:O	52:BR:55:ARG:N	2.41	0.54
39:BE:12:LEU:HD13	39:BE:31:LEU:HB3	1.90	0.54
11:AA:1227:G:P	28:AU:16:LYS:HZ3	2.31	0.54
30:AW:79:GLY:CA	30:AW:100:THR:HG23	2.37	0.54
11:AA:363(B):G:H2'	11:AA:363(C):G:H8	1.73	0.54
41:BG:54:THR:C	41:BG:56:GLN:H	2.11	0.54
11:AA:2828:C:O2'	11:AA:2829:C:H5'	2.08	0.54
35:BA:1406:U:O2'	35:BA:1407:C:H5'	2.07	0.54
11:AA:2751:G:N3	11:AA:2751:G:H2'	2.22	0.54
14:AD:166:GLN:HE21	14:AD:166:GLN:CA	2.19	0.54
56:BW:51:U:H2'	56:BW:52:C:C6	2.43	0.54
11:AA:1264:G:H3'	11:AA:1265:A:H5''	1.89	0.54
50:BP:58:TYR:C	50:BP:58:TYR:CD1	2.80	0.54
11:AA:845:G:O2'	11:AA:846:C:H5	1.90	0.54
59:BZ:69:GLU:OE2	59:BZ:76:HIS:NE2	2.41	0.54
33:AZ:127:LYS:HG3	33:AZ:162:GLU:HG3	1.89	0.54
59:BZ:317:GLU:HA	59:BZ:371:THR:HA	1.90	0.54
11:AA:2544:G:H1'	11:AA:2646:C:H4'	1.90	0.54
32:AY:96:ILE:CG1	32:AY:99:CYS:CB	2.83	0.54
11:AA:32:C:H5'	11:AA:32:C:C6	2.39	0.54
17:AG:46:ALA:HB2	17:AG:88:ILE:HD11	1.86	0.54
13:AC:14:VAL:HG13	13:AC:28:LEU:HD21	1.90	0.54
16:AF:132:VAL:CG1	16:AF:133:ASN:H	2.15	0.54
58:BY:12:G:N2	58:BY:70:G:C4	2.76	0.54
35:BA:523:A:N6	46:BL:53:ARG:HH12	2.06	0.54
21:AN:43:THR:HG22	21:AN:45:ASN:ND2	2.23	0.54
44:BJ:82:ILE:CG2	44:BJ:86:MET:HB2	2.38	0.54
35:BA:377:G:O2'	35:BA:378:G:H5'	2.08	0.54
11:AA:572:A:H5''	11:AA:573:G:OP2	2.07	0.54

Continued on next page...

Continued from previous page...

Atom-1	Atom-2	Interatomic distance (Å)	Clash overlap (Å)
11:AA:648:G:O2'	11:AA:649:G:H5'	2.08	0.54
35:BA:137:C:H42	35:BA:226:G:H1	1.56	0.54
50:BP:2:VAL:O	50:BP:64:ALA:HA	2.07	0.54
14:AD:89:SER:HB2	14:AD:159:ALA:CB	2.37	0.54
11:AA:796:C:H2'	11:AA:797:C:H6	1.72	0.54
11:AA:1269:A:H61	11:AA:2011:U:H3	1.56	0.54
30:AW:72:LYS:HE2	30:AW:108:GLY:HA3	1.88	0.54
11:AA:588:U:H2'	11:AA:589:C:C6	2.43	0.54
35:BA:1111:A:O5'	35:BA:1111:A:H8	1.91	0.54
33:AZ:40:ASP:HB3	33:AZ:43:GLU:HB3	1.90	0.54
11:AA:65:C:H5'	31:AX:71:GLY:HA3	1.90	0.54
8:A7:46:VAL:HG12	8:A7:47:ARG:N	2.23	0.54
11:AA:363(F):A:O2'	11:AA:364:C:C5	2.61	0.54
11:AA:912:C:O2'	11:AA:913:U:H5'	2.08	0.54
35:BA:436:C:H2'	35:BA:437:U:C6	2.43	0.53
56:BW:68:C:H2'	56:BW:69:C:C6	2.43	0.53
11:AA:2646:C:H2'	11:AA:2647:U:O4'	2.08	0.53
16:AF:107:LYS:O	16:AF:108:LYS:C	2.45	0.53
32:AY:96:ILE:HD11	32:AY:99:CYS:SG	2.48	0.53
13:AC:47:LEU:N	13:AC:47:LEU:HD12	2.24	0.53
42:BH:14:ARG:HG3	42:BH:83:ILE:CG2	2.39	0.53
54:BT:100:ILE:H	54:BT:100:ILE:HD12	1.72	0.53
11:AA:1658:C:OP1	15:AE:132:HIS:O	2.26	0.53
44:BJ:33:GLN:HB2	44:BJ:75:ILE:CD1	2.39	0.53
39:BE:43:LEU:HD23	39:BE:133:TYR:CD1	2.43	0.53
32:AY:40:GLU:HA	32:AY:40:GLU:OE1	2.08	0.53
37:BC:77:ILE:HA	37:BC:84:ILE:HG22	1.90	0.53
22:AO:20:MET:CE	22:AO:44:LYS:HE3	2.36	0.53
11:AA:1248:G:P	16:AF:92:PRO:HG3	2.48	0.53
11:AA:1837:C:OP1	35:BA:784:C:H4'	2.08	0.53
11:AA:997:G:OP1	28:AU:93:LYS:HD3	2.07	0.53
55:BU:5:ASP:O	55:BU:7:ARG:N	2.41	0.53
35:BA:778:G:O2'	35:BA:779:C:H5'	2.08	0.53
4:A3:1:MET:O	4:A3:3:ARG:N	2.42	0.53
17:AG:136:ARG:HH11	17:AG:136:ARG:HG2	1.74	0.53
35:BA:434:U:H2'	35:BA:435:C:C6	2.44	0.53
7:A6:22:ALA:O	7:A6:23:THR:O	2.25	0.53
59:BZ:210:ILE:HG23	59:BZ:210:ILE:O	2.07	0.53
38:BD:192:GLU:O	38:BD:195:ALA:N	2.41	0.53
43:BI:53:VAL:O	43:BI:54:ASP:HB2	2.08	0.53
59:BZ:121:LEU:O	59:BZ:125:GLN:HG2	2.09	0.53

Continued on next page...

Continued from previous page...

Atom-1	Atom-2	Interatomic distance (Å)	Clash overlap (Å)
27:AT:91:ARG:O	27:AT:93:ARG:N	2.40	0.53
56:BW:54:G:H2'	56:BW:55:U:H6	1.73	0.53
47:BM:10:PRO:HB3	47:BM:18:ALA:HB1	1.90	0.53
48:BN:4:LYS:HD2	48:BN:7:ILE:CD1	2.38	0.53
38:BD:85:LYS:HD3	38:BD:92:VAL:CG1	2.31	0.53
12:AB:19:G:N3	12:AB:19:G:H2'	2.23	0.53
11:AA:2127:G:H4'	13:AC:37:PHE:CD1	2.43	0.53
11:AA:1168:G:O2'	11:AA:1169:G:H5'	2.08	0.53
29:AV:18:LEU:CD2	29:AV:19:LYS:N	2.70	0.53
35:BA:368:U:P	59:BZ:291:ARG:HH11	2.30	0.53
27:AT:13:ARG:N	27:AT:13:ARG:HE	2.05	0.53
51:BQ:5:VAL:HA	51:BQ:59:ILE:O	2.08	0.53
5:A4:42:PHE:O	5:A4:43:TYR:O	2.25	0.53
24:AQ:41:TRP:CZ2	24:AQ:72:LYS:HE2	2.43	0.53
22:AO:43:VAL:HG21	22:AO:52:VAL:CG1	2.38	0.53
35:BA:1342:C:H4'	43:BI:125:TYR:HB3	1.91	0.53
11:AA:2132:U:O4	13:AC:5:LYS:HD2	2.08	0.53
46:BL:6:THR:H	46:BL:9:GLN:HE21	1.56	0.53
11:AA:2889:C:H2'	11:AA:2891:G:O4'	2.08	0.53
35:BA:1230:C:O2'	35:BA:1231:G:H5'	2.08	0.53
35:BA:592:G:O2'	35:BA:593:G:H5'	2.08	0.53
11:AA:618:C:H2'	11:AA:619:G:O4'	2.08	0.53
15:AE:107:THR:O	15:AE:190:GLY:HA2	2.08	0.53
31:AX:32:PRO:O	31:AX:77:LYS:HD2	2.09	0.53
16:AF:185:ASP:HA	16:AF:188:ARG:HD3	1.91	0.53
35:BA:976:G:H5'	35:BA:1358:U:O2'	2.09	0.53
16:AF:7:TYR:CD2	16:AF:16:GLY:HA3	2.33	0.53
21:AN:13:TRP:O	21:AN:135:PRO:HD2	2.08	0.53
53:BS:40:ILE:HG23	53:BS:62:ILE:HD11	1.90	0.53
27:AT:78:LEU:C	27:AT:79:HIS:HD2	2.12	0.53
11:AA:1170:G:H1	11:AA:1179:C:N4	1.93	0.53
41:BG:127:ALA:HA	41:BG:135:VAL:CG2	2.38	0.53
59:BZ:168:VAL:HG23	59:BZ:209:TYR:OH	2.06	0.53
35:BA:455:C:H42	35:BA:476:G:H1	1.56	0.53
5:A4:22:ILE:CD1	5:A4:22:ILE:H	2.17	0.53
26:AS:49:VAL:HG12	26:AS:50:SER:H	1.72	0.53
35:BA:1151:A:O2'	35:BA:1152:A:H8	1.87	0.53
35:BA:1248:A:C2'	35:BA:1249:C:H5'	2.38	0.53
51:BQ:26:GLN:HG2	51:BQ:37:LYS:HG3	1.89	0.53
49:BO:82:ILE:HD11	49:BO:87:ILE:O	2.08	0.53
37:BC:101:LEU:C	37:BC:101:LEU:HD23	2.29	0.53

Continued on next page...

Continued from previous page...

Atom-1	Atom-2	Interatomic distance (Å)	Clash overlap (Å)
11:AA:105:C:O2'	32:AY:2:ARG:HB2	2.08	0.53
12:AB:111:G:O2'	12:AB:112:U:H5'	2.08	0.53
11:AA:1375:C:H2'	11:AA:1376:C:C6	2.42	0.53
11:AA:1835:G:N3	11:AA:1835:G:H2'	2.22	0.53
59:BZ:14:VAL:HG23	59:BZ:101:GLY:O	2.08	0.53
11:AA:2523:G:H2'	11:AA:2524:G:H5''	1.89	0.53
56:BW:62:C:C2'	56:BW:63:C:H5'	2.39	0.53
11:AA:1448:G:H1'	11:AA:1528:A:H62	1.73	0.53
32:AY:46:LYS:H	32:AY:62:GLU:CB	2.21	0.53
36:BB:15:VAL:C	36:BB:16:HIS:CG	2.81	0.53
35:BA:538:G:OP2	46:BL:115:LYS:HG3	2.09	0.53
13:AC:64:LEU:HD13	13:AC:175:VAL:HA	1.91	0.53
36:BB:200:ILE:H	36:BB:200:ILE:CD1	2.19	0.53
35:BA:443:C:O2'	35:BA:444:C:H5'	2.08	0.53
21:AN:96:GLU:CD	21:AN:96:GLU:H	2.11	0.53
41:BG:108:ALA:CB	41:BG:120:ILE:HD13	2.38	0.53
1:A0:61:ALA:CB	1:A0:81:VAL:HG21	2.37	0.53
42:BH:20:TYR:CE2	42:BH:75:ARG:HD2	2.42	0.53
11:AA:1177:A:H5'	11:AA:1178:C:C6	2.42	0.53
58:BY:63:U:O2'	58:BY:64:G:H5'	2.07	0.53
45:BK:121:PRO:HB2	45:BK:125:PHE:HB2	1.90	0.53
11:AA:581:C:OP2	28:AU:33:ARG:HG3	2.08	0.53
20:AK:131:UNK:C	20:AK:133:UNK:N	2.71	0.53
11:AA:2485:G:OP1	24:AQ:46:GLN:NE2	2.41	0.53
33:AZ:124:ILE:O	33:AZ:124:ILE:HG13	2.06	0.53
59:BZ:210:ILE:O	59:BZ:210:ILE:CG2	2.57	0.53
12:AB:21:G:H2'	12:AB:22:U:O4'	2.07	0.53
56:BW:58:A:H2'	56:BW:59:A:H5'	1.89	0.53
53:BS:22:LEU:HD12	53:BS:47:HIS:CE1	2.43	0.53
47:BM:88:ARG:HG3	47:BM:98:VAL:HG11	1.90	0.53
59:BZ:384:LEU:O	59:BZ:400:VAL:HG23	2.09	0.53
11:AA:1505:C:H2'	11:AA:1506:C:H6	1.73	0.53
9:A8:32:LEU:HB3	9:A8:36:LYS:CD	2.38	0.53
18:AH:153:LYS:N	18:AH:153:LYS:CD	2.69	0.53
34:B2:32:LYS:HA	34:B2:32:LYS:CE	2.33	0.53
15:AE:69:LYS:HE2	15:AE:69:LYS:H	1.69	0.53
11:AA:2631:G:N2	15:AE:61:ARG:NH1	2.56	0.53
11:AA:1188:U:H2'	11:AA:1189:A:H5'	1.90	0.53
35:BA:376:G:P	50:BP:67:THR:HG21	2.49	0.53
35:BA:424:G:H2'	35:BA:425:G:C8	2.42	0.53
39:BE:82:VAL:HG11	39:BE:137:GLU:HB3	1.89	0.53

Continued on next page...

Continued from previous page...

Atom-1	Atom-2	Interatomic distance (Å)	Clash overlap (Å)
37:BC:35:GLU:OE1	37:BC:59:ARG:NH1	2.42	0.53
11:AA:53:A:C2'	11:AA:54:G:H5'	2.39	0.53
21:AN:117:PHE:O	21:AN:120:LEU:HB3	2.08	0.53
36:BB:75:LYS:HA	36:BB:78:GLN:NE2	2.23	0.53
17:AG:36:LYS:HG2	17:AG:37:VAL:N	2.23	0.53
45:BK:44:SER:OG	45:BK:47:VAL:HG23	2.09	0.53
3:A2:3:LEU:HD23	3:A2:3:LEU:O	2.09	0.53
11:AA:554:U:O2'	11:AA:555:U:H5'	2.09	0.53
44:BJ:48:THR:HA	44:BJ:62:HIS:CB	2.29	0.53
11:AA:1066:U:H5	58:BY:56:U:C5'	2.21	0.53
32:AY:23:ARG:HH11	32:AY:23:ARG:HG2	1.74	0.53
24:AQ:134:ARG:HH11	33:AZ:122:ARG:CZ	2.21	0.53
38:BD:117:ALA:O	38:BD:121:VAL:HG23	2.09	0.53
11:AA:1958:C:O2'	11:AA:1959:G:H5'	2.09	0.53
38:BD:145:GLU:HA	38:BD:184:LYS:HA	1.91	0.53
35:BA:1312:G:H2'	35:BA:1313:U:C6	2.44	0.53
11:AA:2422:A:C1'	56:BW:77:A:N1	2.68	0.53
11:AA:1141:U:C5	21:AN:64:GLY:HA3	2.43	0.53
24:AQ:59:ARG:HA	33:AZ:180:VAL:HG23	1.90	0.53
15:AE:67:PHE:O	15:AE:70:ALA:N	2.42	0.53
32:AY:41:GLY:O	32:AY:42:VAL:O	2.26	0.53
16:AF:140:LEU:O	16:AF:143:ALA:HB3	2.09	0.53
44:BJ:16:LEU:HD13	44:BJ:17:ASP:N	2.23	0.53
59:BZ:236:THR:O	59:BZ:289:LEU:HD12	2.09	0.53
37:BC:52:LEU:HD12	37:BC:55:VAL:CG2	2.38	0.53
11:AA:660:G:H5'	16:AF:99:TYR:CD2	2.44	0.53
21:AN:39:ARG:O	21:AN:41:ASP:N	2.40	0.53
5:A4:12:ALA:HB1	5:A4:29:PRO:HA	1.90	0.53
11:AA:2750:A:H2'	11:AA:2752:C:H41	1.73	0.53
43:BI:7:THR:CG2	43:BI:8:GLY:N	2.71	0.53
35:BA:149:A:H2'	35:BA:150:C:H6	1.74	0.53
11:AA:2777:G:H5''	11:AA:2778:A:C5'	2.38	0.53
35:BA:1158:C:H2'	35:BA:1158:C:O2	2.08	0.53
54:BT:42:GLN:NE2	54:BT:42:GLN:HA	2.23	0.53
11:AA:2320:A:C2	11:AA:2333:A:C8	2.96	0.53
35:BA:473:G:H2'	35:BA:474:G:H8	1.73	0.53
11:AA:2361:A:C2'	11:AA:2362:G:H5'	2.39	0.53
13:AC:99:ILE:HG22	13:AC:99:ILE:O	2.08	0.53
18:AH:26:VAL:HG11	18:AH:75:ALA:O	2.08	0.53
7:A6:27:LYS:O	7:A6:29:ASN:N	2.42	0.53
48:BN:57:ARG:HH11	48:BN:57:ARG:CB	2.20	0.53

Continued on next page...

Continued from previous page...

Atom-1	Atom-2	Interatomic distance (Å)	Clash overlap (Å)
38:BD:106:TYR:CE1	38:BD:113:SER:HA	2.44	0.53
23:AP:110:TYR:CE1	23:AP:111:ARG:NH1	2.77	0.53
11:AA:2524:G:C8	11:AA:2524:G:C5'	2.86	0.53
13:AC:137:LEU:C	13:AC:137:LEU:HD13	2.29	0.53
13:AC:75:LEU:HB3	13:AC:93:TYR:CD2	2.37	0.53
29:AV:51:VAL:HG12	29:AV:52:VAL:H	1.73	0.53
11:AA:1240:U:HO2'	11:AA:1241:A:H5'	1.74	0.53
17:AG:11:TYR:HA	17:AG:15:VAL:CG2	2.38	0.53
24:AQ:61:GLY:O	33:AZ:177:PRO:HB3	2.09	0.53
49:BO:17:ARG:NH1	49:BO:77:ARG:NH1	2.56	0.53
18:AH:85:LYS:CE	18:AH:85:LYS:C	2.77	0.53
14:AD:79:VAL:HG12	14:AD:113:VAL:HA	1.90	0.53
35:BA:878:G:C5'	42:BH:89:PRO:HG2	2.39	0.53
11:AA:1113:U:H2'	11:AA:1114:G:C8	2.44	0.53
11:AA:139(A):G:H5'	11:AA:140:G:OP1	2.09	0.53
1:A0:2:ALA:HB1	56:BV:77:A:H62	1.74	0.53
11:AA:1695:G:H1'	14:AD:8:PRO:O	2.09	0.53
11:AA:2842:G:C2'	11:AA:2843:G:H5'	2.39	0.53
11:AA:1799:G:H5'	11:AA:1819:A:H61	1.73	0.53
11:AA:307:G:H21	11:AA:330:A:H62	1.56	0.53
11:AA:852:G:O2'	11:AA:853:G:H5'	2.09	0.53
14:AD:166:GLN:HE21	14:AD:166:GLN:HA	1.74	0.53
26:AS:76:LYS:O	26:AS:80:LEU:HD12	2.09	0.53
35:BA:668:G:O4'	49:BO:49:ASP:HB2	2.09	0.53
35:BA:900:A:H2'	35:BA:901:A:C8	2.43	0.53
35:BA:412:A:H4'	35:BA:413:G:H8	1.74	0.53
18:AH:52:VAL:HG13	18:AH:53:GLU:N	2.22	0.53
35:BA:1057:G:O2'	35:BA:1058:G:H5'	2.09	0.53
35:BA:1316:G:O3'	48:BN:18:VAL:HG22	2.09	0.53
56:BW:63:C:H2'	56:BW:64:G:N7	2.24	0.53
35:BA:1442(A):G:H5'	35:BA:1442(B):A:O5'	2.09	0.53
59:BZ:253:VAL:HG21	59:BZ:304:LEU:HD22	1.90	0.53
44:BJ:30:SER:HB2	44:BJ:80:LYS:HZ2	1.74	0.53
47:BM:52:GLU:HA	47:BM:55:ARG:HB3	1.90	0.53
18:AH:83:TYR:HB2	18:AH:135:GLY:H	1.72	0.53
9:A8:50:LEU:C	9:A8:52:LYS:H	2.12	0.53
45:BK:21:ILE:HA	45:BK:30:VAL:HG12	1.90	0.53
11:AA:1052:C:H2'	11:AA:1053:C:C6	2.43	0.53
36:BB:36:ARG:HA	36:BB:36:ARG:CZ	2.39	0.53
25:AR:79:LEU:HD22	25:AR:83:ILE:HB	1.91	0.53
41:BG:26:PHE:CE2	41:BG:30:ILE:HD11	2.43	0.53

Continued on next page...

Continued from previous page...

Atom-1	Atom-2	Interatomic distance (Å)	Clash overlap (Å)
35:BA:405:U:H5''	35:BA:406:G:O4'	2.08	0.53
52:BR:31:LEU:CD2	52:BR:31:LEU:H	2.21	0.53
35:BA:64:G:H4'	35:BA:65:U:C5'	2.39	0.53
11:AA:1762:A:C8	11:AA:1762:A:O5'	2.62	0.53
18:AH:37:VAL:HG12	18:AH:38:SER:N	2.24	0.53
35:BA:966:G:O2'	35:BA:967:C:H6	1.90	0.53
54:BT:16:HIS:O	54:BT:19:SER:HB3	2.08	0.53
11:AA:2114:A:H2'	11:AA:2167:U:O2'	2.08	0.53
54:BT:53:LEU:HD12	54:BT:53:LEU:N	2.24	0.53
38:BD:127:THR:HG22	38:BD:128:VAL:N	2.22	0.53
59:BZ:77:TYR:OH	59:BZ:206:ILE:HG22	2.09	0.53
6:A5:52:TYR:O	6:A5:53:ALA:HB3	2.09	0.53
11:AA:32:C:H6	11:AA:32:C:C5'	2.20	0.53
34:B2:26:LEU:HD13	34:B2:77:ARG:HD3	1.90	0.53
59:BZ:265:THR:CG2	59:BZ:266:VAL:H	2.04	0.53
27:AT:29:ARG:NE	27:AT:86:ILE:HG23	2.11	0.53
11:AA:1543:C:C3'	11:AA:1544:A:C5'	2.86	0.53
11:AA:958:U:C5'	24:AQ:14:ARG:HD3	2.31	0.53
11:AA:1023:U:H5'	11:AA:1023:U:H6	1.74	0.53
11:AA:654(M):C:H2'	11:AA:654(N):G:N7	2.23	0.53
11:AA:2463:C:O2'	11:AA:2464:C:H5'	2.08	0.53
47:BM:56:LEU:HD13	47:BM:57:ARG:N	2.24	0.53
45:BK:92:GLU:CG	45:BK:96:ARG:NH1	2.69	0.53
46:BL:42:THR:O	46:BL:42:THR:HG23	2.08	0.53
36:BB:25:ASN:HB2	36:BB:191:ASP:O	2.07	0.53
11:AA:2580:U:H4'	15:AE:131:ALA:H	1.74	0.53
35:BA:16:A:O2'	35:BA:17:U:H5'	2.09	0.53
52:BR:53:ARG:HH21	52:BR:59:SER:HA	1.74	0.53
41:BG:16:LEU:HD13	43:BI:42:ARG:HA	1.90	0.53
21:AN:90:MET:O	21:AN:93:THR:O	2.26	0.53
35:BA:191:G:C4	54:BT:105:SER:HB3	2.44	0.53
41:BG:8:GLU:HG3	41:BG:8:GLU:O	2.09	0.53
35:BA:130:A:C8	51:BQ:63:ARG:HG3	2.44	0.53
35:BA:130:A:H1'	35:BA:263:A:O2'	2.09	0.53
11:AA:2261:C:O2'	11:AA:2262:U:H5'	2.09	0.53
27:AT:100:TYR:HB3	27:AT:103:ARG:HH21	1.73	0.53
1:A0:55:ARG:NH1	11:AA:2384:G:OP1	2.42	0.53
16:AF:51:THR:HG23	16:AF:92:PRO:HD2	1.90	0.53
54:BT:26:ASN:HB2	54:BT:71:THR:HG23	1.90	0.53
24:AQ:26:TYR:O	24:AQ:27:VAL:HG23	2.08	0.53
33:AZ:32:HIS:O	33:AZ:33:LEU:HB2	2.09	0.53

Continued on next page...

Continued from previous page...

Atom-1	Atom-2	Interatomic distance (Å)	Clash overlap (Å)
53:BS:43:GLU:C	53:BS:45:VAL:H	2.09	0.53
11:AA:1783:A:H5'	11:AA:2608:G:H4'	1.91	0.53
38:BD:17:VAL:O	38:BD:17:VAL:HG12	2.09	0.53
51:BQ:48:GLU:O	51:BQ:49:GLU:HB2	2.08	0.53
59:BZ:99:MET:CE	59:BZ:102:ALA:HB2	2.34	0.53
23:AP:78:PRO:HB2	23:AP:111:ARG:NH1	2.24	0.53
34:B2:8:ARG:HD3	34:B2:8:ARG:H	1.54	0.53
59:BZ:327:GLU:HA	62:BZ:1002:KIR:C10	2.32	0.53
47:BM:83:ASP:C	47:BM:85:GLY:H	2.11	0.53
11:AA:2376:A:H2'	11:AA:2377:A:O4'	2.08	0.53
5:A4:25:TYR:CE2	17:AG:2:PRO:N	2.77	0.53
37:BC:16:ARG:HH11	37:BC:16:ARG:HB2	1.73	0.53
44:BJ:45:ARG:NE	48:BN:36:PHE:CD2	2.77	0.53
11:AA:1474:C:H5'	11:AA:1475:G:OP1	2.09	0.53
12:AB:15:A:H1'	12:AB:110:G:C5	2.44	0.53
14:AD:239:ARG:CG	14:AD:239:ARG:HH11	2.18	0.53
35:BA:1152:A:H5'	44:BJ:70:ARG:HH22	1.73	0.53
36:BB:200:ILE:HG22	36:BB:201:ILE:N	2.24	0.53
43:BI:48:GLU:N	43:BI:49:PRO:HD2	2.23	0.53
43:BI:99:LEU:H	43:BI:99:LEU:HD22	1.74	0.53
21:AN:34:LEU:HD13	21:AN:34:LEU:O	2.09	0.53
25:AR:87:TYR:O	25:AR:88:ARG:C	2.47	0.53
12:AB:34:U:H5''	12:AB:35:U:OP1	2.09	0.53
39:BE:6:PHE:HD2	39:BE:36:ASP:N	2.07	0.53
11:AA:2839:G:H5'	25:AR:46:GLY:HA2	1.91	0.53
35:BA:659:U:C2'	35:BA:660:G:H5'	2.38	0.53
11:AA:2824:C:H2'	11:AA:2825:C:O4'	2.09	0.53
27:AT:124:ASP:HB2	27:AT:125:ARG:NH1	2.24	0.53
35:BA:39:G:O2'	35:BA:40:C:H5'	2.09	0.53
11:AA:807:U:O2'	11:AA:808:G:H5'	2.09	0.53
6:A5:40:LYS:HZ1	6:A5:46:CYS:HB3	1.74	0.52
48:BN:32:SER:O	48:BN:40:CYS:HA	2.08	0.52
11:AA:1653:G:O3'	25:AR:3:HIS:HB2	2.09	0.52
27:AT:77:PRO:C	27:AT:79:HIS:H	2.12	0.52
17:AG:115:ARG:HG3	47:BM:7:VAL:CG2	2.39	0.52
47:BM:73:GLU:O	47:BM:77:ASN:ND2	2.41	0.52
32:AY:46:LYS:CG	32:AY:47:LYS:N	2.72	0.52
9:A8:34:TRP:O	9:A8:35:GLN:HB2	2.08	0.52
31:AX:89:ILE:HG22	31:AX:92:LEU:H	1.73	0.52
40:BF:67:MET:HB2	40:BF:68:PRO:CD	2.32	0.52
11:AA:2469:A:H2	11:AA:2481:G:H21	1.56	0.52

Continued on next page...

Continued from previous page...

Atom-1	Atom-2	Interatomic distance (Å)	Clash overlap (Å)
18:AH:103:LEU:CD2	18:AH:131:VAL:HG11	2.39	0.52
18:AH:83:TYR:O	18:AH:84:SER:O	2.28	0.52
44:BJ:79:ARG:HG2	44:BJ:79:ARG:NH1	2.24	0.52
36:BB:162:ILE:HG22	36:BB:182:ILE:CG2	2.39	0.52
36:BB:71:VAL:HB	36:BB:164:VAL:HG22	1.92	0.52
28:AU:13:LYS:HD2	28:AU:16:LYS:NZ	2.24	0.52
21:AN:65:LYS:HZ3	21:AN:65:LYS:HB3	1.73	0.52
11:AA:2262:U:H4'	11:AA:2328:A:C2	2.44	0.52
11:AA:211:A:O2'	11:AA:212:G:H5'	2.09	0.52
45:BK:53:SER:O	45:BK:55:LYS:N	2.42	0.52
35:BA:840:C:H5'	35:BA:841:U:OP2	2.09	0.52
11:AA:1508:A:H4'	11:AA:1509(A):A:C2	2.44	0.52
30:AW:70:TYR:OH	30:AW:72:LYS:HG2	2.08	0.52
11:AA:2240:C:O2'	11:AA:2241:A:H5'	2.08	0.52
11:AA:718:A:H2'	11:AA:719:C:H5'	1.90	0.52
7:A6:36:LEU:HD12	7:A6:50:ARG:CZ	2.39	0.52
56:BW:66:C:H2'	56:BW:67:C:C5	2.44	0.52
13:AC:217:THR:HG22	13:AC:218:MET:HG2	1.91	0.52
18:AH:41:MET:SD	18:AH:54:ARG:HA	2.49	0.52
18:AH:41:MET:O	18:AH:42:ARG:CB	2.56	0.52
16:AF:110:LEU:HD12	16:AF:206:ILE:HD11	1.91	0.52
32:AY:95:LYS:CE	32:AY:99:CYS:O	2.40	0.52
38:BD:67:ILE:HG23	38:BD:67:ILE:O	2.08	0.52
23:AP:140:ALA:O	23:AP:141:ALA:HB3	2.09	0.52
43:BI:85:LEU:HD13	43:BI:92:TYR:CD2	2.43	0.52
23:AP:24:GLY:CA	23:AP:33:ARG:CZ	2.86	0.52
47:BM:83:ASP:CG	47:BM:84:ILE:H	2.11	0.52
47:BM:83:ASP:OD1	47:BM:84:ILE:N	2.43	0.52
13:AC:43:VAL:HG13	13:AC:214:VAL:HG22	1.90	0.52
35:BA:1308:U:H5'	47:BM:110:ARG:HD2	1.91	0.52
23:AP:7:ARG:HB3	23:AP:8:PRO:CD	2.39	0.52
24:AQ:109:VAL:HG12	24:AQ:113:GLN:HB2	1.90	0.52
17:AG:162:THR:O	17:AG:164:GLU:HG3	2.09	0.52
11:AA:1722:A:H2	11:AA:1740:G:H2'	1.72	0.52
11:AA:1056:G:H21	11:AA:1104:C:H42	1.57	0.52
35:BA:1372:U:OP1	43:BI:71:SER:HB3	2.09	0.52
25:AR:7:GLY:O	25:AR:8:ARG:CB	2.56	0.52
11:AA:1609:A:H4'	11:AA:1617:C:OP2	2.09	0.52
32:AY:79:CYS:O	32:AY:80:GLY:C	2.47	0.52
35:BA:892:A:O2'	35:BA:1415:G:H4'	2.08	0.52
12:AB:10:C:O2'	12:AB:11:C:H5'	2.09	0.52

Continued on next page...

Continued from previous page...

Atom-1	Atom-2	Interatomic distance (Å)	Clash overlap (Å)
27:AT:106:SER:O	27:AT:107:ASP:HB3	2.09	0.52
35:BA:499:A:H4'	35:BA:500:G:H5'	1.91	0.52
34:B2:142:GLU:HG3	38:BD:49:ARG:HG2	1.91	0.52
11:AA:1881:C:H5'	11:AA:1882:C:P	2.49	0.52
11:AA:1882:C:H5'	11:AA:1883:G:OP2	2.08	0.52
34:B2:124:LYS:O	34:B2:124:LYS:HD2	2.09	0.52
18:AH:50:VAL:HG12	18:AH:51:ARG:N	2.25	0.52
35:BA:22:G:H2'	35:BA:23:C:C6	2.43	0.52
36:BB:160:ASP:O	36:BB:183:PRO:HD2	2.09	0.52
9:A8:39:LYS:HE3	11:AA:2365:G:O6	2.09	0.52
35:BA:1397:C:C2'	35:BA:1397:C:O2	2.57	0.52
33:AZ:162:GLU:O	33:AZ:163:LEU:O	2.27	0.52
33:AZ:52:SER:OG	33:AZ:53:ILE:N	2.42	0.52
11:AA:611:C:H2'	11:AA:612:C:C6	2.43	0.52
11:AA:806:C:OP2	23:AP:39:LYS:HD2	2.09	0.52
15:AE:55:ASN:CG	15:AE:75:VAL:HG22	2.29	0.52
17:AG:44:GLY:HA2	17:AG:88:ILE:CG2	2.33	0.52
28:AU:117:GLN:HA	28:AU:117:GLN:OE1	2.09	0.52
26:AS:20:ARG:HG2	26:AS:20:ARG:HH11	1.74	0.52
11:AA:1020:A:N1	11:AA:1141:U:H1'	2.24	0.52
27:AT:35:LYS:CE	27:AT:41:ARG:HG3	2.39	0.52
54:BT:74:LYS:HG2	54:BT:75:ASN:H	1.75	0.52
36:BB:91:PRO:HG2	36:BB:155:LEU:HD23	1.91	0.52
35:BA:458:C:H2'	35:BA:460:G:C8	2.44	0.52
27:AT:80:SER:CB	27:AT:81:PRO:HD3	2.38	0.52
21:AN:55:VAL:HG22	21:AN:56:ASN:N	2.23	0.52
35:BA:369:C:O2'	35:BA:370:C:H6	1.91	0.52
14:AD:2:ALA:O	14:AD:3:VAL:HB	2.09	0.52
50:BP:20:VAL:HG21	50:BP:32:TYR:CD1	2.43	0.52
2:A1:41:ARG:NH2	11:AA:1365:A:OP2	2.42	0.52
17:AG:83:ARG:HH11	17:AG:84:LYS:NZ	2.08	0.52
33:AZ:20:ARG:HB2	33:AZ:20:ARG:CZ	2.38	0.52
11:AA:118:A:N3	11:AA:178:G:H1'	2.25	0.52
11:AA:893:C:H2'	11:AA:894:C:C6	2.43	0.52
11:AA:860:U:O4'	11:AA:860:U:O2	2.26	0.52
24:AQ:21:THR:CG2	24:AQ:101:ARG:HB2	2.39	0.52
59:BZ:341:GLN:NE2	59:BZ:348:ASP:OD2	2.38	0.52
8:A7:10:ARG:HH12	8:A7:14:LYS:HE2	1.74	0.52
17:AG:27:ASN:C	17:AG:29:TRP:H	2.12	0.52
35:BA:899:C:O5'	35:BA:899:C:H6	1.92	0.52
18:AH:136:ILE:HD12	18:AH:136:ILE:N	2.25	0.52

Continued on next page...

Continued from previous page...

Atom-1	Atom-2	Interatomic distance (Å)	Clash overlap (Å)
19:AJ:28:UNK:N	19:AJ:112:UNK:O	2.42	0.52
11:AA:903:C:O2'	11:AA:904:C:H5'	2.09	0.52
15:AE:93:VAL:C	15:AE:95:ILE:H	2.11	0.52
11:AA:465:G:H2'	11:AA:466:A:C8	2.45	0.52
11:AA:280:C:N4	11:AA:360:G:H1	2.07	0.52
11:AA:1922:G:O2'	11:AA:1923:U:H5'	2.09	0.52
35:BA:408:A:H4'	38:BD:112:VAL:CG1	2.39	0.52
7:A6:15:GLU:C	7:A6:17:LYS:H	2.13	0.52
12:AB:22:U:O2'	12:AB:23:G:H5'	2.09	0.52
35:BA:975:A:N6	44:BJ:60:ARG:HH12	2.07	0.52
27:AT:89:VAL:CG1	27:AT:91:ARG:HE	2.23	0.52
13:AC:94:VAL:CG1	13:AC:95:GLY:H	2.00	0.52
13:AC:131:LEU:O	56:BW:57:C:N4	2.43	0.52
26:AS:66:ALA:HA	26:AS:69:VAL:CG1	2.39	0.52
13:AC:171:ILE:HG21	13:AC:196:LEU:HD11	1.90	0.52
11:AA:2067:G:O2'	11:AA:2069:G:H5''	2.09	0.52
31:AX:28:PHE:CE2	31:AX:92:LEU:HD11	2.45	0.52
31:AX:80:ILE:HG13	31:AX:80:ILE:O	2.10	0.52
11:AA:528:A:C2	11:AA:2043:C:C5'	2.92	0.52
40:BF:10:LEU:HA	40:BF:84:ASN:O	2.08	0.52
38:BD:59:ARG:HE	38:BD:59:ARG:CA	2.17	0.52
11:AA:1063:G:N2	20:AK:89:UNK:HA	2.21	0.52
29:AV:91:TYR:C	29:AV:91:TYR:CD1	2.82	0.52
43:BI:99:LEU:N	43:BI:99:LEU:HD22	2.24	0.52
35:BA:918:A:H2'	35:BA:919:A:H8	1.74	0.52
52:BR:58:LEU:HD22	52:BR:62:GLU:HB3	1.91	0.52
11:AA:309:G:N3	11:AA:329:G:O2'	2.42	0.52
11:AA:1171:G:N7	11:AA:1173:G:H1'	2.24	0.52
11:AA:1039:G:O6	11:AA:1116:C:N4	2.42	0.52
11:AA:1683:C:H2'	11:AA:1684:C:C6	2.42	0.52
35:BA:769:G:O2'	35:BA:770:C:H5'	2.08	0.52
35:BA:1431:C:H2'	35:BA:1432:G:H5'	1.90	0.52
33:AZ:149:SER:OG	33:AZ:173:ALA:HA	2.10	0.52
35:BA:600:C:H2'	35:BA:601:C:C6	2.44	0.52
35:BA:1469:G:O2'	35:BA:1470:G:H5'	2.09	0.52
35:BA:442:C:H42	35:BA:492:G:H1	1.58	0.52
51:BQ:9:VAL:HG23	51:BQ:11:VAL:HG13	1.92	0.52
45:BK:73:MET:C	45:BK:75:TYR:H	2.13	0.52
11:AA:74:A:N3	11:AA:74:A:H2'	2.24	0.52
35:BA:1037:C:H6	35:BA:1037:C:O5'	1.91	0.52
11:AA:435:C:C2'	11:AA:436:C:H5'	2.39	0.52

Continued on next page...

Continued from previous page...

Atom-1	Atom-2	Interatomic distance (Å)	Clash overlap (Å)
15:AE:82:ARG:HG3	15:AE:83:ASP:H	1.74	0.52
11:AA:1906:G:C8	11:AA:1929:G:H2'	2.44	0.52
35:BA:530:G:H3'	35:BA:531:U:C5'	2.39	0.52
38:BD:23:GLY:HA3	38:BD:112:VAL:HG22	1.90	0.52
6:A5:40:LYS:NZ	6:A5:46:CYS:N	2.58	0.52
38:BD:107:ARG:HD2	38:BD:173:TRP:CZ2	2.45	0.52
23:AP:147:LEU:CG	23:AP:148:LEU:N	2.68	0.52
17:AG:60:LEU:O	17:AG:60:LEU:HD13	2.10	0.52
13:AC:75:LEU:HD11	13:AC:113:VAL:HA	1.91	0.52
13:AC:15:ASP:HB3	13:AC:18:LYS:HB3	1.91	0.52
47:BM:34:LEU:HD13	47:BM:41:PRO:HA	1.92	0.52
47:BM:87:TYR:C	47:BM:89:GLY:N	2.61	0.52
21:AN:63:THR:HB	21:AN:66:LYS:HZ3	1.73	0.52
11:AA:2469:A:O2'	24:AQ:56:ARG:HD2	2.10	0.52
11:AA:1048:A:OP1	11:AA:1048:A:H8	1.93	0.52
36:BB:72:GLY:HA2	36:BB:165:VAL:CG2	2.38	0.52
35:BA:1372:U:H5''	43:BI:71:SER:HB3	1.91	0.52
11:AA:1038:C:H2'	11:AA:1039:G:H5''	1.91	0.52
11:AA:1761:C:H3'	11:AA:1762:A:C8	2.44	0.52
29:AV:57:VAL:HG23	29:AV:99:ILE:CG2	2.40	0.52
11:AA:863:A:O2'	11:AA:864:G:H5'	2.09	0.52
36:BB:88:ALA:HB2	36:BB:219:VAL:HG13	1.92	0.52
35:BA:1139:G:H5'	35:BA:1140:C:OP2	2.09	0.52
35:BA:1288:A:C2	35:BA:1289:A:C4	2.98	0.52
11:AA:1208:C:C4	11:AA:1209:G:N7	2.78	0.52
39:BE:15:ARG:CZ	39:BE:26:PHE:CD2	2.93	0.52
11:AA:1232:G:H2'	11:AA:1233:C:C6	2.44	0.52
17:AG:133:LEU:HD12	17:AG:133:LEU:O	2.08	0.52
53:BS:9:VAL:O	53:BS:11:VAL:HG12	2.10	0.52
1:A0:19:LYS:HZ1	1:A0:41:ARG:HH22	1.52	0.52
11:AA:2121:G:H4'	56:BW:19:G:OP2	2.09	0.52
18:AH:40:GLU:OE1	18:AH:55:PRO:HG3	2.10	0.52
59:BZ:132:VAL:HG11	59:BZ:206:ILE:HD11	1.92	0.52
16:AF:5:ALA:HB2	16:AF:24:LEU:HD11	1.92	0.52
44:BJ:54:PHE:CG	44:BJ:55:LYS:HE3	2.45	0.52
11:AA:2189:U:H3'	11:AA:2190:G:H5''	1.91	0.52
23:AP:59:LEU:HA	23:AP:61:ARG:CD	2.38	0.52
59:BZ:324:LYS:HG3	59:BZ:364:PRO:CB	2.38	0.52
27:AT:120:ARG:HA	27:AT:123:GLN:HG2	1.90	0.52
13:AC:138:PRO:HD2	56:BW:57:C:C6	2.44	0.52
38:BD:3:ARG:O	38:BD:4:TYR:C	2.48	0.52

Continued on next page...

Continued from previous page...

Atom-1	Atom-2	Interatomic distance (Å)	Clash overlap (Å)
28:AU:91:ASP:CG	28:AU:96:ALA:HB2	2.29	0.52
35:BA:1189:C:H5''	37:BC:5:ILE:CG2	2.38	0.52
14:AD:35:LYS:CD	14:AD:35:LYS:C	2.67	0.52
11:AA:2101:G:H2'	11:AA:2102:U:C5'	2.31	0.52
36:BB:14:GLY:O	36:BB:15:VAL:CG2	2.50	0.52
59:BZ:385:ARG:HG2	59:BZ:399:VAL:HG13	1.90	0.52
35:BA:1458:G:H2'	35:BA:1459:C:C6	2.45	0.52
21:AN:72:TYR:CD2	21:AN:90:MET:HG3	2.44	0.52
35:BA:509:A:H2	35:BA:544:G:O4'	1.93	0.52
54:BT:82:SER:O	54:BT:86:ARG:HD3	2.10	0.52
35:BA:143:A:H2	35:BA:220:G:O6	1.92	0.52
36:BB:111:ARG:HH11	36:BB:111:ARG:HG2	1.74	0.52
24:AQ:10:ARG:NH1	24:AQ:10:ARG:CB	2.73	0.52
36:BB:178:ARG:HH22	42:BH:68:ARG:HH12	1.58	0.52
35:BA:236:G:H2'	35:BA:237:C:H6	1.75	0.52
37:BC:150:LYS:HE2	37:BC:152:ILE:HD11	1.91	0.52
56:BW:52:C:H2'	56:BW:53:G:C8	2.45	0.52
45:BK:73:MET:SD	45:BK:103:LEU:HD22	2.50	0.52
11:AA:491:G:H2'	11:AA:492:A:H8	1.74	0.52
11:AA:953:A:O2'	11:AA:954:G:H5'	2.09	0.52
35:BA:1039:C:C5	35:BA:1040:U:H5	2.28	0.52
40:BF:77:ARG:HH11	40:BF:77:ARG:HG2	1.74	0.52
14:AD:77:ALA:HA	14:AD:97:TYR:HA	1.92	0.52
38:BD:38:TYR:N	38:BD:38:TYR:CD1	2.77	0.52
35:BA:1411:C:C2	35:BA:1490:A:H2	2.27	0.52
33:AZ:165:VAL:HG12	33:AZ:167:PRO:HA	1.92	0.52
33:AZ:168:GLU:O	33:AZ:169:GLU:C	2.48	0.52
32:AY:96:ILE:HD11	32:AY:99:CYS:CB	2.40	0.52
34:B2:103:LEU:HB2	34:B2:116:LEU:O	2.10	0.52
17:AG:71:THR:HB	17:AG:89:GLY:O	2.09	0.52
11:AA:1947:C:C3'	11:AA:1948:G:C5'	2.86	0.52
37:BC:7:PRO:O	37:BC:11:ARG:HG2	2.10	0.52
14:AD:61:LEU:O	14:AD:63:ARG:NH1	2.42	0.52
17:AG:10:LYS:HD2	17:AG:13:GLU:OE2	2.09	0.52
10:A9:1:MET:CE	10:A9:10:ILE:HG12	2.39	0.52
24:AQ:60:ARG:HH11	24:AQ:60:ARG:CB	2.23	0.52
12:AB:3:C:N3	12:AB:118:G:N2	2.51	0.52
35:BA:719:C:O2'	52:BR:49:LYS:HB3	2.10	0.52
11:AA:527:C:O5'	11:AA:2779:U:H5	1.92	0.52
37:BC:34:LEU:HD23	37:BC:34:LEU:C	2.30	0.52
21:AN:18:ALA:HB2	21:AN:26:LEU:HD22	1.91	0.52

Continued on next page...

Continued from previous page...

Atom-1	Atom-2	Interatomic distance (Å)	Clash overlap (Å)
35:BA:371:G:N2	35:BA:374:A:N6	2.58	0.52
11:AA:92:A:C2'	11:AA:93:G:H5'	2.39	0.52
43:BI:43:ALA:HB2	43:BI:74:ILE:HD13	1.91	0.52
36:BB:100:GLY:N	36:BB:176:GLU:OE2	2.36	0.52
3:A2:11:GLU:C	3:A2:13:ALA:N	2.62	0.52
11:AA:1270:C:H5''	11:AA:1271:G:O5'	2.10	0.52
50:BP:44:THR:O	50:BP:45:THR:HB	2.08	0.52
37:BC:35:GLU:OE2	37:BC:95:THR:HG23	2.10	0.52
33:AZ:81:ARG:HB2	33:AZ:81:ARG:CZ	2.40	0.52
36:BB:86:GLU:C	36:BB:88:ALA:H	2.13	0.52
11:AA:1316:U:O2'	11:AA:1317:A:H5'	2.10	0.52
11:AA:1007:C:H5''	21:AN:35:ARG:HH11	1.73	0.52
1:A0:36:ILE:O	1:A0:36:ILE:HG13	2.09	0.52
14:AD:43:ARG:CB	14:AD:54:ARG:HB2	2.39	0.52
7:A6:19:ARG:O	7:A6:20:ASN:O	2.26	0.52
6:A5:44:THR:CG2	6:A5:45:VAL:N	2.73	0.52
23:AP:16:ARG:CG	23:AP:17:LYS:H	2.23	0.52
36:BB:44:LEU:C	36:BB:46:LYS:N	2.61	0.52
11:AA:2287:A:C2	11:AA:2346:A:C2	2.98	0.52
11:AA:1204:A:C2	11:AA:1241:A:N1	2.78	0.52
12:AB:91:C:OP1	24:AQ:16:ARG:HG3	2.09	0.52
25:AR:71:GLN:HE21	25:AR:71:GLN:CA	2.23	0.52
18:AH:135:GLY:HA3	18:AH:141:VAL:CG2	2.40	0.52
35:BA:460:G:C6	35:BA:470:C:H5''	2.45	0.52
11:AA:2787:C:H1'	15:AE:61:ARG:HD3	1.91	0.52
35:BA:957:U:O2	35:BA:959:A:H8	1.93	0.52
11:AA:963:U:H2'	11:AA:964:C:H6	1.73	0.52
15:AE:47:VAL:HG23	15:AE:84:PHE:O	2.10	0.52
35:BA:202:U:C2'	35:BA:203:U:OP2	2.57	0.52
11:AA:631:A:H2'	11:AA:632:A:O4'	2.10	0.52
14:AD:44:ASN:ND2	14:AD:49:ILE:CG2	2.70	0.52
1:A0:38:VAL:HB	1:A0:59:LEU:HB2	1.91	0.52
1:A0:19:LYS:CE	1:A0:41:ARG:HH22	2.23	0.52
7:A6:36:LEU:C	7:A6:36:LEU:HD23	2.30	0.52
48:BN:32:SER:HB3	48:BN:41:ARG:HB3	1.92	0.52
34:B2:107:PHE:HA	34:B2:112:TYR:O	2.10	0.52
47:BM:89:GLY:O	47:BM:93:ARG:HD3	2.09	0.52
11:AA:1502:C:H5'	11:AA:1503:U:OP2	2.10	0.52
24:AQ:113:GLN:O	24:AQ:116:GLU:N	2.37	0.52
11:AA:26:G:O2'	11:AA:27:G:H5'	2.10	0.52
47:BM:57:ARG:C	47:BM:59:TYR:N	2.61	0.52

Continued on next page...

Continued from previous page...

Atom-1	Atom-2	Interatomic distance (Å)	Clash overlap (Å)
11:AA:2300:G:O2'	11:AA:2301:C:H5'	2.09	0.52
13:AC:175:VAL:HG12	13:AC:175:VAL:O	2.10	0.52
29:AV:2:PHE:HB3	29:AV:42:GLY:N	2.25	0.52
35:BA:1015:A:H1'	35:BA:1218:C:O2'	2.09	0.52
35:BA:390:C:O3'	50:BP:28:ARG:NH2	2.41	0.52
2:A1:67:ILE:N	2:A1:68:PRO:CD	2.73	0.52
22:AO:71:ARG:HG3	22:AO:71:ARG:NH1	2.20	0.52
11:AA:2833:G:C3'	11:AA:2834:G:H5'	2.39	0.52
29:AV:61:VAL:HG23	29:AV:61:VAL:O	2.09	0.52
4:A3:40:THR:CG2	4:A3:43:ILE:HG12	2.39	0.52
35:BA:1292:U:H2'	35:BA:1293:G:H8	1.74	0.52
56:BV:4:G:HO2'	56:BV:5:G:H8	1.58	0.52
11:AA:203:C:H3'	11:AA:204:A:H5''	1.90	0.52
25:AR:51:LEU:HD23	25:AR:70:LEU:HD11	1.91	0.52
11:AA:773:U:H4'	14:AD:47:GLY:HA3	1.92	0.52
12:AB:78:A:H2'	12:AB:79:C:O4'	2.10	0.52
15:AE:134:ILE:C	15:AE:134:ILE:HD12	2.30	0.52
11:AA:244:A:C2	11:AA:255:A:C4	2.98	0.52
16:AF:24:LEU:O	16:AF:26:ALA:N	2.42	0.52
11:AA:2185:C:H6	11:AA:2185:C:OP2	1.92	0.52
58:BY:15:C:H2'	58:BY:15:C:O2	2.09	0.52
11:AA:811:U:H3'	23:AP:25:SER:HA	1.92	0.52
26:AS:14:VAL:O	26:AS:15:ARG:C	2.48	0.52
13:AC:163:PHE:O	13:AC:163:PHE:CD1	2.63	0.52
28:AU:88:ILE:O	28:AU:88:ILE:CG1	2.54	0.52
13:AC:32:LEU:HD22	13:AC:220:PRO:HG2	1.91	0.52
37:BC:180:ALA:O	37:BC:181:ASN:HB3	2.09	0.52
36:BB:172:ILE:CD1	36:BB:172:ILE:H	1.99	0.52
9:A8:30:ARG:NH2	11:AA:2419:U:O4	2.43	0.52
31:AX:25:LYS:HA	31:AX:81:VAL:O	2.10	0.52
25:AR:34:ILE:HB	25:AR:114:VAL:CG2	2.40	0.52
5:A4:16:CYS:SG	5:A4:36:CYS:SG	3.07	0.52
54:BT:48:LYS:O	54:BT:52:ALA:N	2.42	0.52
17:AG:122:PRO:HG3	17:AG:181:ARG:C	2.30	0.52
25:AR:7:GLY:HA3	25:AR:8:ARG:NH2	2.25	0.52
5:A4:42:PHE:O	5:A4:42:PHE:CG	2.63	0.52
11:AA:1058:G:H2'	11:AA:1059:G:H5'	1.91	0.52
35:BA:1431:C:C2'	35:BA:1432:G:H5'	2.40	0.52
11:AA:2025:C:H2'	11:AA:2026:C:C6	2.44	0.52
15:AE:107:THR:HA	15:AE:163:GLU:O	2.10	0.52
35:BA:22:G:O2'	35:BA:23:C:H5'	2.09	0.52

Continued on next page...

Continued from previous page...

Atom-1	Atom-2	Interatomic distance (Å)	Clash overlap (Å)
11:AA:491:G:H2'	11:AA:492:A:C8	2.45	0.52
35:BA:461:A:N7	35:BA:471:G:N7	2.58	0.52
56:BV:50:G:H1	56:BV:66:C:H42	1.56	0.52
44:BJ:35:SER:OG	44:BJ:73:ASP:HB2	2.10	0.51
34:B2:99:THR:CG2	34:B2:100:LEU:N	2.71	0.51
34:B2:38:LYS:O	34:B2:39:VAL:CG1	2.58	0.51
34:B2:99:THR:HB	34:B2:120:ALA:CB	2.39	0.51
17:AG:71:THR:HG22	17:AG:89:GLY:HA3	1.91	0.51
11:AA:2802:G:H3'	11:AA:2803:C:H5''	1.92	0.51
5:A4:9:LEU:HA	5:A4:26:SER:O	2.11	0.51
36:BB:121:LEU:HD23	36:BB:139:LYS:HZ3	1.75	0.51
11:AA:1203:G:H3'	11:AA:1204:A:C5'	2.38	0.51
37:BC:29:TYR:HD1	37:BC:29:TYR:O	1.93	0.51
24:AQ:110:THR:HG23	24:AQ:113:GLN:HG3	1.92	0.51
22:AO:87:ILE:HG22	22:AO:88:ASN:O	2.11	0.51
47:BM:58:GLU:O	47:BM:62:ASN:HB2	2.10	0.51
18:AH:85:LYS:HE2	18:AH:85:LYS:C	2.30	0.51
9:A8:50:LEU:O	9:A8:51:ALA:CB	2.58	0.51
52:BR:45:SER:O	52:BR:46:GLU:CB	2.53	0.51
22:AO:13:ASN:HD21	22:AO:97:ARG:HB2	1.75	0.51
11:AA:1434:A:H2'	11:AA:1435:G:C8	2.45	0.51
36:BB:155:LEU:HD13	36:BB:157:ARG:O	2.09	0.51
3:A2:25:VAL:C	3:A2:27:GLU:H	2.13	0.51
39:BE:144:THR:O	39:BE:145:LYS:C	2.47	0.51
35:BA:8:A:O5'	39:BE:101:ILE:HG22	2.10	0.51
4:A3:40:THR:OG1	4:A3:41:PRO:HD2	2.09	0.51
11:AA:858:U:O2	11:AA:2268:A:H2'	2.10	0.51
24:AQ:35:VAL:HG22	24:AQ:36:ALA:N	2.25	0.51
54:BT:81:LYS:O	54:BT:85:MET:HG2	2.10	0.51
11:AA:523:C:H2'	11:AA:524:U:H5'	1.91	0.51
59:BZ:5:PHE:HB2	59:BZ:275:LYS:HB2	1.92	0.51
40:BF:99:ALA:O	40:BF:100:ASN:HB2	2.09	0.51
35:BA:689:C:H4'	35:BA:705:U:H1'	1.92	0.51
11:AA:280:C:H42	11:AA:360:G:H1	1.58	0.51
11:AA:1006:C:O2'	11:AA:1007:C:H5'	2.10	0.51
11:AA:409:C:O2'	11:AA:410:G:H5'	2.08	0.51
16:AF:31:HIS:ND1	23:AP:13:ASN:HB2	2.26	0.51
24:AQ:97:VAL:HG23	24:AQ:97:VAL:O	2.09	0.51
35:BA:986:A:H1'	53:BS:54:GLY:O	2.09	0.51
35:BA:797:C:O2'	35:BA:798:G:H5'	2.10	0.51
23:AP:122:PRO:HB3	23:AP:141:ALA:CB	2.40	0.51

Continued on next page...

Continued from previous page...

Atom-1	Atom-2	Interatomic distance (Å)	Clash overlap (Å)
11:AA:2446:G:H2'	11:AA:2447:G:H5''	1.92	0.51
44:BJ:24:VAL:C	44:BJ:26:ALA:N	2.64	0.51
62:BZ:1002:KIR:H473	62:BZ:1002:KIR:O30	2.09	0.51
38:BD:3:ARG:HD3	38:BD:3:ARG:O	2.10	0.51
48:BN:12:ARG:NH1	48:BN:12:ARG:CB	2.71	0.51
13:AC:10:LEU:HB3	13:AC:220:PRO:HG3	1.92	0.51
17:AG:139:LEU:HA	17:AG:144:ILE:HG23	1.90	0.51
11:AA:1069:A:N6	11:AA:1073:A:C2	2.79	0.51
47:BM:119:GLY:O	56:BV:30:G:OP2	2.28	0.51
18:AH:83:TYR:HB2	18:AH:134:SER:HA	1.92	0.51
26:AS:73:LEU:CD2	26:AS:73:LEU:C	2.79	0.51
26:AS:49:VAL:HG11	26:AS:73:LEU:HD23	1.91	0.51
15:AE:63:LEU:O	15:AE:64:LYS:C	2.49	0.51
35:BA:385:C:H2'	35:BA:386:C:C6	2.46	0.51
17:AG:83:ARG:HH11	17:AG:84:LYS:HZ2	1.58	0.51
27:AT:12:SER:O	27:AT:13:ARG:NH2	2.42	0.51
14:AD:210:GLY:O	14:AD:212:SER:N	2.38	0.51
21:AN:39:ARG:C	21:AN:41:ASP:N	2.62	0.51
22:AO:36:GLY:HA2	22:AO:106:LEU:HD23	1.92	0.51
21:AN:120:LEU:O	21:AN:121:LYS:HD2	2.09	0.51
43:BI:65:VAL:HG21	43:BI:73:GLN:HB3	1.92	0.51
11:AA:2181:G:O2'	11:AA:2182:G:H5'	2.10	0.51
11:AA:2111:C:H1'	11:AA:2118:U:O4'	2.10	0.51
11:AA:1092:C:H42	11:AA:1100:C:N4	2.09	0.51
35:BA:646:U:H2'	35:BA:647:C:H6	1.75	0.51
11:AA:2121:G:C4'	13:AC:167:LYS:HD3	2.40	0.51
6:A5:40:LYS:HB2	6:A5:41:PRO:HD2	1.92	0.51
44:BJ:50:ILE:HD13	44:BJ:50:ILE:N	2.01	0.51
23:AP:112:LEU:HD22	23:AP:112:LEU:C	2.29	0.51
3:A2:22:GLU:O	3:A2:26:ARG:HB2	2.10	0.51
44:BJ:24:VAL:C	44:BJ:26:ALA:H	2.13	0.51
9:A8:59:LYS:HD3	23:AP:50:ARG:HB3	1.92	0.51
13:AC:137:LEU:C	13:AC:137:LEU:CD1	2.78	0.51
17:AG:43:LEU:HD11	17:AG:153:ARG:HB2	1.91	0.51
26:AS:16:ASN:O	26:AS:18:ILE:N	2.43	0.51
13:AC:40:THR:HA	13:AC:177:LYS:HA	1.93	0.51
47:BM:40:ASN:HD21	47:BM:42:ALA:HB3	1.74	0.51
47:BM:81:LEU:HD13	47:BM:86:CYS:SG	2.49	0.51
11:AA:635:C:O2'	11:AA:639:U:H5''	2.11	0.51
23:AP:130:PHE:HB2	23:AP:135:LEU:HD23	1.90	0.51
17:AG:162:THR:O	17:AG:163:ALA:C	2.48	0.51

Continued on next page...

Continued from previous page...

Atom-1	Atom-2	Interatomic distance (Å)	Clash overlap (Å)
35:BA:875:C:H1'	42:BH:15:ASN:OD1	2.10	0.51
26:AS:39:ILE:HB	26:AS:49:VAL:HB	1.92	0.51
35:BA:586:C:O2'	35:BA:878:G:H4'	2.10	0.51
11:AA:538:G:O2'	11:AA:539:G:H5'	2.11	0.51
28:AU:74:LEU:HD12	28:AU:74:LEU:C	2.31	0.51
29:AV:41:GLY:HA3	29:AV:45:THR:OG1	2.10	0.51
12:AB:76:G:H2'	12:AB:77:U:C6	2.45	0.51
32:AY:39:VAL:CG1	32:AY:40:GLU:H	2.18	0.51
42:BH:7:ALA:HB2	42:BH:85:ARG:CD	2.39	0.51
35:BA:197:A:O2'	35:BA:198:G:C8	2.64	0.51
11:AA:995:C:O4'	28:AU:57:PHE:HD2	1.93	0.51
11:AA:1571:A:H2'	11:AA:1572:A:C8	2.45	0.51
35:BA:1211:U:O2'	35:BA:1213:A:C2	2.62	0.51
33:AZ:34:ASN:O	33:AZ:34:ASN:CG	2.47	0.51
38:BD:14:ARG:HA	38:BD:39:PRO:CG	2.41	0.51
23:AP:77:ARG:CD	23:AP:78:PRO:HD2	2.24	0.51
43:BI:53:VAL:HG23	43:BI:55:ALA:N	2.26	0.51
53:BS:44:MET:SD	53:BS:44:MET:N	2.84	0.51
59:BZ:168:VAL:CG2	59:BZ:169:PRO:HD2	2.41	0.51
16:AF:28:ILE:HD13	16:AF:28:ILE:N	2.19	0.51
59:BZ:253:VAL:HG23	59:BZ:254:GLU:N	2.25	0.51
35:BA:1255:G:H3'	35:BA:1279:A:N6	2.25	0.51
35:BA:1282:C:C2'	35:BA:1283:G:H5'	2.39	0.51
44:BJ:40:LEU:HB2	44:BJ:41:PRO:HD2	1.92	0.51
11:AA:2742:C:O2'	11:AA:2743:C:H5'	2.10	0.51
32:AY:43:ASN:C	32:AY:44:ILE:HD12	2.31	0.51
45:BK:21:ILE:HD11	45:BK:98:LEU:HD11	1.91	0.51
11:AA:1055:G:H2'	11:AA:1056:G:O4'	2.11	0.51
21:AN:47:ALA:HB2	21:AN:112:LEU:HD11	1.92	0.51
3:A2:2:LYS:HB2	11:AA:97:C:H5''	1.92	0.51
11:AA:71:A:H2	31:AX:31:HIS:HE1	1.58	0.51
8:A7:34:ARG:HH11	8:A7:34:ARG:CG	2.21	0.51
21:AN:57:ALA:HB2	21:AN:123:TYR:O	2.10	0.51
14:AD:136:ILE:HG22	14:AD:140:THR:OG1	2.10	0.51
11:AA:1331:A:C2'	11:AA:1332:G:H5''	2.40	0.51
11:AA:627:A:C6	11:AA:637:A:C8	2.98	0.51
29:AV:5:VAL:HG23	29:AV:37:VAL:HG23	1.93	0.51
11:AA:284:U:H2'	11:AA:285:C:C6	2.42	0.51
35:BA:792:A:HO2'	35:BA:794:A:H8	1.47	0.51
36:BB:178:ARG:NH2	36:BB:198:ASP:OD1	2.44	0.51
35:BA:557:G:C6	35:BA:558:G:C6	2.99	0.51

Continued on next page...

Continued from previous page...

Atom-1	Atom-2	Interatomic distance (Å)	Clash overlap (Å)
2:A1:40:ARG:NH2	11:AA:2232:U:P	2.83	0.51
35:BA:927:G:H1	35:BA:1390:U:H3	1.57	0.51
35:BA:70:G:H2'	35:BA:71:C:O4'	2.10	0.51
49:BO:38:ARG:HG2	49:BO:38:ARG:HH11	1.74	0.51
11:AA:137:C:H2'	11:AA:137:C:O2	2.09	0.51
13:AC:77:ILE:HG22	13:AC:77:ILE:O	2.10	0.51
11:AA:2373:G:H2'	11:AA:2374:C:C6	2.46	0.51
11:AA:2457:U:O2'	11:AA:2458:G:H5'	2.10	0.51
38:BD:13:ARG:O	38:BD:14:ARG:HB3	2.11	0.51
11:AA:1917:U:C2'	11:AA:1918:A:H5'	2.41	0.51
44:BJ:53:PRO:O	48:BN:41:ARG:NH2	2.44	0.51
23:AP:144:GLU:N	23:AP:145:PRO:CD	2.70	0.51
23:AP:59:LEU:N	23:AP:61:ARG:HE	2.09	0.51
43:BI:89:ASN:HB3	43:BI:92:TYR:CE1	2.46	0.51
32:AY:13:VAL:HG23	32:AY:73:ARG:C	2.30	0.51
53:BS:41:VAL:HG12	53:BS:42:PRO:CD	2.37	0.51
13:AC:214:VAL:CG2	13:AC:224:ILE:HD13	2.41	0.51
47:BM:78:ILE:O	47:BM:81:LEU:HB2	2.10	0.51
9:A8:32:LEU:O	9:A8:33:ASN:O	2.28	0.51
9:A8:34:TRP:CZ3	9:A8:35:GLN:O	2.63	0.51
14:AD:30:GLU:HG3	14:AD:63:ARG:NH2	2.25	0.51
11:AA:2162:G:H4'	11:AA:2172:U:H2'	1.92	0.51
46:BL:51:ALA:CB	46:BL:53:ARG:HE	2.22	0.51
35:BA:338:A:O2'	35:BA:339:C:H5'	2.11	0.51
36:BB:153:ARG:C	36:BB:155:LEU:H	2.14	0.51
52:BR:86:VAL:O	52:BR:87:ARG:HB3	2.09	0.51
35:BA:1153:C:O2'	35:BA:1154:G:H5''	2.09	0.51
30:AW:17:VAL:O	30:AW:20:VAL:HG22	2.10	0.51
30:AW:47:VAL:HA	30:AW:50:VAL:CG1	2.40	0.51
35:BA:1010:G:H2'	35:BA:1011:G:C8	2.42	0.51
35:BA:31:G:H1	35:BA:48:C:H5''	1.76	0.51
35:BA:59:A:N3	35:BA:59:A:H2'	2.26	0.51
41:BG:70:LYS:HG2	41:BG:96:GLN:O	2.11	0.51
35:BA:938:A:C2	35:BA:1345:U:O4	2.64	0.51
35:BA:853:G:O2'	35:BA:854:G:H5'	2.09	0.51
11:AA:884:C:H2'	11:AA:885:C:H5'	1.92	0.51
34:B2:49:GLU:O	34:B2:50:ASP:HB2	2.11	0.51
34:B2:70:ASN:N	34:B2:70:ASN:OD1	2.31	0.51
11:AA:20:C:O2'	11:AA:21:A:H5'	2.11	0.51
15:AE:143:ASN:HB2	15:AE:147:PRO:HD2	1.93	0.51
38:BD:18:LYS:C	38:BD:19:LEU:HD12	2.31	0.51

Continued on next page...

Continued from previous page...

Atom-1	Atom-2	Interatomic distance (Å)	Clash overlap (Å)
38:BD:8:VAL:HB	38:BD:21:LEU:HD12	1.92	0.51
13:AC:51:PRO:HB2	13:AC:167:LYS:O	2.11	0.51
23:AP:46:LYS:CB	23:AP:52:GLU:HG2	2.41	0.51
27:AT:27:THR:CG2	27:AT:28:VAL:H	2.13	0.51
17:AG:105:LYS:CD	17:AG:142:PRO:HG3	2.30	0.51
46:BL:93:LEU:O	46:BL:94:PRO:O	2.28	0.51
21:AN:18:ALA:CB	21:AN:26:LEU:CD2	2.86	0.51
37:BC:68:VAL:O	37:BC:70:VAL:HG23	2.10	0.51
11:AA:970:C:H2'	11:AA:971:C:H6	1.74	0.51
35:BA:509:A:H5'	38:BD:54:TYR:CD2	2.39	0.51
36:BB:95:GLN:OE1	36:BB:95:GLN:HA	2.10	0.51
3:A2:11:GLU:O	3:A2:13:ALA:N	2.44	0.51
29:AV:60:GLU:HG2	29:AV:61:VAL:N	2.24	0.51
58:BY:90:ALA:N	59:BZ:273:HIS:H	2.08	0.51
21:AN:48:MET:HE3	21:AN:49:GLY:N	2.25	0.51
35:BA:792:A:H4'	35:BA:793:U:O5'	2.11	0.51
11:AA:363(C):G:H2'	11:AA:363(D):G:O4'	2.09	0.51
35:BA:763:G:H2'	35:BA:764:C:C6	2.44	0.51
35:BA:302:G:N3	35:BA:556:C:H4'	2.25	0.51
11:AA:271:A:N6	11:AA:271(X):G:H1'	2.25	0.51
2:A1:40:ARG:NH2	11:AA:2232:U:OP1	2.43	0.51
12:AB:52:A:O2'	12:AB:53:A:H8	1.93	0.51
17:AG:29:TRP:HA	17:AG:29:TRP:CE3	2.45	0.51
11:AA:280:C:H2'	11:AA:281:G:O4'	2.11	0.51
15:AE:33:VAL:HG23	15:AE:47:VAL:HG13	1.92	0.51
11:AA:2063:C:O2	11:AA:2450:A:N1	2.44	0.51
22:AO:38:VAL:HG12	22:AO:39:ILE:N	2.25	0.51
40:BF:27:GLN:O	40:BF:28:ARG:C	2.49	0.51
11:AA:1907:G:O2'	11:AA:1908:C:H5'	2.11	0.51
11:AA:734:A:O2'	11:AA:1635:G:H5'	2.11	0.51
35:BA:411:A:H62	35:BA:413:G:H21	1.59	0.51
1:A0:41:ARG:NH2	11:AA:2387:U:O2'	2.43	0.51
7:A6:28:ARG:CZ	56:BW:68:C:OP2	2.59	0.51
7:A6:28:ARG:NH1	56:BW:67:C:H5''	2.26	0.51
7:A6:30:THR:CG2	7:A6:31:PRO:HD2	2.41	0.51
59:BZ:16:THR:O	59:BZ:16:THR:HG23	2.11	0.51
11:AA:612:C:C2'	11:AA:613:G:C5'	2.77	0.51
34:B2:75:ARG:HD3	34:B2:77:ARG:CG	2.32	0.51
34:B2:92:LYS:HD3	34:B2:98:LEU:HD22	1.93	0.51
34:B2:99:THR:N	34:B2:120:ALA:HB3	2.25	0.51
59:BZ:145:GLU:HG2	59:BZ:149:LEU:CB	2.38	0.51

Continued on next page...

Continued from previous page...

Atom-1	Atom-2	Interatomic distance (Å)	Clash overlap (Å)
13:AC:83:ILE:HG23	13:AC:95:GLY:CA	2.41	0.51
35:BA:1123:A:O2'	44:BJ:38:ILE:HG22	2.11	0.51
47:BM:83:ASP:CG	47:BM:84:ILE:N	2.64	0.51
1:A0:27:GLU:CD	11:AA:856:C:H1'	2.31	0.51
13:AC:22:ILE:HG21	13:AC:189:ILE:HB	1.93	0.51
13:AC:68:LEU:HD11	13:AC:161:ILE:CG2	2.41	0.51
47:BM:79:LYS:HA	47:BM:93:ARG:HH22	1.76	0.51
16:AF:81:PRO:C	16:AF:82:ILE:O	2.41	0.51
11:AA:1025:G:OP1	11:AA:1025:G:H8	1.93	0.51
27:AT:41:ARG:HH11	27:AT:42:ILE:H	1.59	0.51
46:BL:43:VAL:CG2	46:BL:93:LEU:HD22	2.41	0.51
36:BB:156:LYS:O	36:BB:157:ARG:HB2	2.10	0.51
27:AT:31:SER:CB	27:AT:32:TYR:CD1	2.94	0.51
43:BI:99:LEU:H	43:BI:99:LEU:CD2	2.24	0.51
34:B2:54:TYR:CZ	34:B2:78:LYS:HE2	2.46	0.51
11:AA:271(F):C:C2'	11:AA:271(G):C:H5'	2.41	0.51
47:BM:27:LYS:CE	47:BM:31:LYS:HE3	2.40	0.51
11:AA:2309:A:C2'	11:AA:2310:A:H5''	2.41	0.51
35:BA:1477:C:O2'	35:BA:1478:C:H5'	2.09	0.51
12:AB:81:G:O6	12:AB:96:U:O2	2.29	0.51
24:AQ:26:TYR:O	24:AQ:102:VAL:HG21	2.11	0.51
43:BI:65:VAL:HG21	43:BI:73:GLN:CG	2.41	0.51
13:AC:46:LYS:HD2	13:AC:169:GLY:O	2.11	0.51
2:A1:83:GLU:OE1	2:A1:84:GLY:N	2.44	0.51
11:AA:1352:U:O2'	11:AA:1353:A:H5'	2.11	0.51
11:AA:467:G:O2'	11:AA:468:G:H5'	2.11	0.51
56:BW:65:G:C2'	56:BW:66:C:H5'	2.41	0.51
11:AA:2121:G:H2'	11:AA:2122:U:C6	2.46	0.51
18:AH:42:ARG:HG2	18:AH:43:VAL:N	2.25	0.51
48:BN:41:ARG:CG	48:BN:42:ILE:N	2.73	0.51
48:BN:59:ALA:O	48:BN:60:SER:HB2	2.10	0.51
23:AP:95:VAL:HG13	23:AP:123:LEU:HD12	1.92	0.51
23:AP:125:VAL:O	23:AP:145:PRO:HD2	2.11	0.51
11:AA:832:G:O2'	23:AP:52:GLU:HB3	2.10	0.51
11:AA:252:G:OP2	23:AP:50:ARG:NH2	2.44	0.51
38:BD:3:ARG:CG	38:BD:118:ARG:HE	2.12	0.51
29:AV:38:LEU:HD22	29:AV:52:VAL:CG1	2.41	0.51
35:BA:1189:C:OP2	44:BJ:51:ARG:NH2	2.42	0.51
11:AA:1204:A:N1	11:AA:1241:A:H2	2.08	0.51
14:AD:32:SER:HA	14:AD:36:PRO:HD3	1.93	0.51
59:BZ:290:LEU:O	59:BZ:293:VAL:HG22	2.11	0.51

Continued on next page...

Continued from previous page...

Atom-1	Atom-2	Interatomic distance (Å)	Clash overlap (Å)
11:AA:654(P):C:O2'	11:AA:654(Q):C:H5'	2.10	0.51
25:AR:26:LYS:O	25:AR:30:THR:HG22	2.11	0.51
35:BA:460:G:C6	35:BA:470:C:C5'	2.94	0.51
36:BB:189:ASP:O	36:BB:191:ASP:N	2.44	0.51
36:BB:165:VAL:CG2	36:BB:166:ASP:H	2.12	0.51
11:AA:761:A:C3'	11:AA:761:A:C8	2.94	0.51
11:AA:1223:G:H5'	11:AA:1223:G:C8	2.41	0.51
2:A1:3:LYS:HZ3	2:A1:4:VAL:H	1.57	0.51
35:BA:710:G:O2'	35:BA:711:G:H5'	2.11	0.51
11:AA:1173:G:H5'	11:AA:1174:A:O5'	2.11	0.51
11:AA:1996:C:H4'	11:AA:1997:G:H5'	1.92	0.51
22:AO:7:TYR:HE1	22:AO:20:MET:CE	2.23	0.51
18:AH:156:ALA:C	18:AH:158:HIS:N	2.62	0.51
43:BI:100:GLY:O	43:BI:102:LEU:N	2.44	0.51
59:BZ:34:VAL:HG11	59:BZ:199:ILE:HG21	1.92	0.51
4:A3:46:ASN:HD21	11:AA:851:U:H5'	1.76	0.51
11:AA:950:G:H2'	11:AA:951:C:H6	1.76	0.51
35:BA:757:U:H2'	35:BA:758:G:O4'	2.11	0.51
35:BA:505:G:H5'	35:BA:534:U:H2'	1.92	0.51
38:BD:15:GLU:OE1	38:BD:15:GLU:HA	2.10	0.51
14:AD:48:ARG:HH11	14:AD:48:ARG:HG3	1.76	0.51
7:A6:18:ARG:CG	7:A6:19:ARG:H	2.22	0.51
7:A6:45:LYS:HB3	7:A6:45:LYS:HZ3	1.76	0.51
59:BZ:14:VAL:O	59:BZ:79:HIS:HA	2.11	0.51
32:AY:97:ARG:C	32:AY:98:VAL:HG23	2.31	0.51
23:AP:125:VAL:HG11	23:AP:138:LEU:HD21	1.93	0.51
35:BA:1113:C:O2'	35:BA:1114:C:H5'	2.11	0.51
35:BA:1180:A:OP1	43:BI:103:THR:HG23	2.11	0.51
27:AT:89:VAL:HB	27:AT:91:ARG:NE	2.25	0.51
17:AG:46:ALA:HB3	17:AG:88:ILE:CD1	2.39	0.51
27:AT:28:VAL:O	27:AT:29:ARG:CD	2.59	0.51
27:AT:78:LEU:C	27:AT:79:HIS:CD2	2.83	0.51
28:AU:79:PHE:CE1	28:AU:83:LEU:HD11	2.46	0.51
29:AV:39:LEU:C	29:AV:40:LEU:HD23	2.30	0.51
35:BA:1314:C:H2'	35:BA:1315:U:C6	2.45	0.51
4:A3:35:ARG:CD	4:A3:37:LEU:HD21	2.41	0.51
35:BA:1281:U:H4'	35:BA:1282:C:OP1	2.11	0.51
22:AO:86:ILE:O	22:AO:87:ILE:HD13	2.10	0.51
11:AA:2699:C:O2'	11:AA:2700:C:H5'	2.11	0.51
35:BA:1152:A:H2'	35:BA:1153:C:C6	2.46	0.51
27:AT:33:LYS:CE	27:AT:43:GLN:NE2	2.74	0.51

Continued on next page...

Continued from previous page...

Atom-1	Atom-2	Interatomic distance (Å)	Clash overlap (Å)
44:BJ:79:ARG:HG2	44:BJ:79:ARG:HH11	1.76	0.51
22:AO:47:ILE:CG2	22:AO:48:PRO:HD2	2.39	0.51
54:BT:89:ARG:HH11	54:BT:104:LEU:HD21	1.74	0.51
27:AT:8:LYS:C	27:AT:10:VAL:H	2.14	0.51
37:BC:76:VAL:HG21	37:BC:103:VAL:CG2	2.41	0.51
39:BE:36:ASP:O	39:BE:38:GLN:HG2	2.11	0.51
35:BA:724:G:O2'	35:BA:725:G:H5'	2.11	0.51
35:BA:80:G:C2'	35:BA:81:U:H5'	2.41	0.51
17:AG:58:GLN:O	17:AG:61:ALA:HB3	2.09	0.51
13:AC:96:GLY:HA3	13:AC:99:ILE:HD11	1.92	0.51
53:BS:31:ILE:O	53:BS:31:ILE:HG23	2.10	0.51
45:BK:41:THR:HG21	45:BK:71:LYS:O	2.11	0.51
20:AK:72:UNK:O	20:AK:73:UNK:C	2.59	0.51
11:AA:2736:G:O2'	11:AA:2737:G:H5'	2.11	0.51
11:AA:2474:C:H2'	11:AA:2474:C:O2	2.10	0.51
14:AD:176:ARG:HG2	14:AD:176:ARG:HH11	1.76	0.51
11:AA:547:A:O2'	11:AA:548:A:H5'	2.11	0.51
11:AA:1932:A:H2'	11:AA:1933:G:O4'	2.10	0.51
35:BA:411:A:O2'	35:BA:412:A:H5'	2.11	0.51
38:BD:24:GLU:O	38:BD:27:TYR:N	2.44	0.51
7:A6:29:ASN:OD1	56:BW:67:C:O3'	2.29	0.51
35:BA:1060:C:H2'	35:BA:1061:G:H8	1.74	0.51
58:BY:16:U:OP1	58:BY:59:G:N1	2.41	0.51
58:BY:4:G:C2'	58:BY:5:G:H5'	2.41	0.51
11:AA:2312:U:OP1	17:AG:74:LYS:HD3	2.10	0.51
13:AC:75:LEU:CB	13:AC:93:TYR:HB2	2.41	0.51
47:BM:84:ILE:O	47:BM:84:ILE:HG22	2.10	0.51
11:AA:143(A):C:H4'	31:AX:38:GLU:OE2	2.10	0.51
26:AS:16:ASN:C	26:AS:18:ILE:H	2.14	0.51
18:AH:15:VAL:HG23	18:AH:16:SER:N	2.25	0.51
38:BD:62:GLN:CA	38:BD:62:GLN:HE21	2.13	0.51
9:A8:33:ASN:N	9:A8:36:LYS:HD2	2.25	0.51
11:AA:1141:U:OP1	21:AN:63:THR:OG1	2.17	0.51
11:AA:2464:C:O2'	11:AA:2465:C:O5'	2.28	0.51
12:AB:17:C:O2'	12:AB:18:G:H5'	2.11	0.51
35:BA:1321:C:C3'	35:BA:1322:C:H5''	2.41	0.51
45:BK:93:GLN:NE2	45:BK:96:ARG:NH2	2.59	0.51
51:BQ:67:LYS:HA	51:BQ:70:ARG:NH1	2.27	0.51
46:BL:50:SER:O	46:BL:51:ALA:HB2	2.11	0.51
11:AA:528:A:H2	11:AA:2043:C:H5'	1.75	0.51
35:BA:1172:C:O4'	35:BA:1172:C:O2	2.29	0.51

Continued on next page...

Continued from previous page...

Atom-1	Atom-2	Interatomic distance (Å)	Clash overlap (Å)
48:BN:31:ARG:NH1	48:BN:31:ARG:HG3	2.26	0.51
40:BF:8:ILE:HG22	40:BF:10:LEU:CD1	2.41	0.51
11:AA:1719:G:C2'	11:AA:1720:U:H5'	2.40	0.51
11:AA:2787:C:C2	15:AE:61:ARG:HD3	2.46	0.51
29:AV:2:PHE:CE1	29:AV:13:ARG:NH1	2.78	0.51
11:AA:1363:C:O2'	11:AA:1364:G:H5'	2.11	0.51
11:AA:1784:A:H4'	11:AA:1785:A:O5'	2.10	0.51
11:AA:1188:U:C5'	29:AV:79:VAL:HG13	2.41	0.51
11:AA:686:G:H21	11:AA:788:A:H61	1.59	0.51
56:BV:59:A:H4'	56:BV:60:A:OP2	2.11	0.51
11:AA:2267:A:H5''	11:AA:2268:A:C5'	2.41	0.51
35:BA:977:A:C2'	35:BA:977:A:N3	2.73	0.51
11:AA:1796:U:H2'	11:AA:1797:C:C6	2.46	0.51
11:AA:1712:C:O2'	11:AA:1713:U:H5'	2.11	0.51
7:A6:11:LEU:O	7:A6:23:THR:HB	2.11	0.50
7:A6:12:GLU:HB2	7:A6:52:VAL:CG1	2.41	0.50
23:AP:59:LEU:HD23	23:AP:59:LEU:O	2.11	0.50
43:BI:53:VAL:CG1	43:BI:95:LYS:HG2	2.42	0.50
13:AC:137:LEU:HD12	13:AC:139:ASN:ND2	2.25	0.50
11:AA:2312:U:H2'	11:AA:2313:C:C5'	2.39	0.50
11:AA:662:G:OP2	23:AP:18:ARG:NH1	2.44	0.50
13:AC:189:ILE:HG22	13:AC:189:ILE:O	2.10	0.50
37:BC:178:LEU:C	37:BC:180:ALA:H	2.14	0.50
11:AA:2657:A:N3	11:AA:2657:A:H5'	2.27	0.50
16:AF:132:VAL:HG22	16:AF:133:ASN:N	2.26	0.50
17:AG:172:LEU:O	17:AG:172:LEU:HD23	2.11	0.50
27:AT:35:LYS:HZ1	27:AT:41:ARG:HG3	1.76	0.50
59:BZ:318:ALA:O	59:BZ:369:THR:HA	2.11	0.50
32:AY:44:ILE:HG22	32:AY:45:VAL:H	1.75	0.50
11:AA:1106:G:C2	11:AA:1107:G:H1'	2.46	0.50
3:A2:38:GLN:HB3	3:A2:44:LEU:HD13	1.93	0.50
52:BR:40:LEU:O	52:BR:42:ARG:N	2.43	0.50
34:B2:132:ASP:O	34:B2:134:LYS:N	2.43	0.50
34:B2:132:ASP:O	34:B2:133:LYS:C	2.49	0.50
35:BA:189(C):C:H2'	35:BA:189(D):C:O4'	2.11	0.50
44:BJ:65:LEU:HD12	48:BN:56:VAL:H	1.76	0.50
32:AY:76:CYS:CB	32:AY:77:PRO:HD2	2.41	0.50
43:BI:86:VAL:HG22	43:BI:86:VAL:O	2.09	0.50
57:BX:15:A:H2'	57:BX:16:U:H6	1.76	0.50
35:BA:224:C:O2'	35:BA:225:C:H5'	2.11	0.50
42:BH:20:TYR:CE1	42:BH:78:GLN:NE2	2.80	0.50

Continued on next page...

Continued from previous page...

Atom-1	Atom-2	Interatomic distance (Å)	Clash overlap (Å)
44:BJ:43:ARG:O	44:BJ:67:THR:HG22	2.11	0.50
59:BZ:174:SER:OG	59:BZ:177:LEU:HB2	2.11	0.50
59:BZ:193:ASN:OD1	59:BZ:195:TRP:HB2	2.11	0.50
11:AA:2359:C:O2'	11:AA:2360:A:H5'	2.10	0.50
23:AP:11:GLY:O	23:AP:12:ALA:O	2.29	0.50
49:BO:66:LEU:O	49:BO:69:TYR:HB3	2.10	0.50
11:AA:2027:G:C2'	11:AA:2028:U:H5'	2.41	0.50
23:AP:83:VAL:HG23	23:AP:105:LEU:HD13	1.92	0.50
34:B2:24:ILE:HB	34:B2:26:LEU:HD23	1.90	0.50
27:AT:121:ILE:C	27:AT:123:GLN:H	2.14	0.50
13:AC:79:LYS:NZ	13:AC:119:VAL:HG12	2.26	0.50
23:AP:18:ARG:O	23:AP:20:GLY:N	2.44	0.50
35:BA:1122:U:C2'	35:BA:1123:A:H5'	2.42	0.50
13:AC:25:ALA:O	13:AC:29:VAL:HG22	2.10	0.50
36:BB:121:LEU:HD23	36:BB:139:LYS:NZ	2.26	0.50
35:BA:952:U:H2'	35:BA:953:G:C8	2.46	0.50
35:BA:1254:C:OP2	44:BJ:45:ARG:HG3	2.11	0.50
33:AZ:94:GLU:O	33:AZ:130:PRO:HD3	2.11	0.50
26:AS:47:THR:HG22	26:AS:49:VAL:O	2.11	0.50
11:AA:1109:C:C2'	11:AA:1110:G:H5'	2.41	0.50
56:BV:76:C:H2'	56:BV:77:A:O4'	2.10	0.50
50:BP:48:TRP:O	50:BP:49:LEU:HB2	2.11	0.50
43:BI:26:VAL:HG13	43:BI:61:ALA:O	2.10	0.50
36:BB:101:MET:HB3	36:BB:152:PHE:HE2	1.77	0.50
11:AA:657:U:H2'	11:AA:658:C:C6	2.46	0.50
35:BA:226:G:C2'	35:BA:227:G:H5'	2.41	0.50
56:BV:60:A:H2'	56:BV:61:U:C5'	2.38	0.50
11:AA:2263:C:H2'	11:AA:2264:C:H6	1.76	0.50
41:BG:22:LEU:HD23	41:BG:22:LEU:C	2.31	0.50
18:AH:70:THR:O	18:AH:74:ASN:ND2	2.45	0.50
54:BT:14:LYS:O	54:BT:18:GLN:HB2	2.11	0.50
11:AA:363(E):U:C4	11:AA:363(F):A:C2	2.99	0.50
11:AA:548:A:H2'	11:AA:549:G:H5'	1.93	0.50
37:BC:172:ARG:O	37:BC:173:VAL:HG23	2.11	0.50
35:BA:742:G:H5'	49:BO:58:MET:HE1	1.92	0.50
35:BA:666:G:H5'	35:BA:726:C:H1'	1.94	0.50
35:BA:110:C:H2'	35:BA:111:G:O4'	2.11	0.50
47:BM:69:GLU:OE1	47:BM:69:GLU:HA	2.11	0.50
54:BT:25:ARG:HH11	54:BT:25:ARG:HG3	1.76	0.50
35:BA:431:A:H2'	35:BA:432:A:C8	2.46	0.50
7:A6:33:LYS:O	7:A6:34:LEU:CB	2.59	0.50

Continued on next page...

Continued from previous page...

Atom-1	Atom-2	Interatomic distance (Å)	Clash overlap (Å)
24:AQ:141:GLN:HB3	33:AZ:98:MET:HA	1.93	0.50
11:AA:612:C:O2'	11:AA:613:G:H5''	2.12	0.50
16:AF:155:LEU:CD1	16:AF:176:LEU:HD13	2.41	0.50
34:B2:24:ILE:HG13	34:B2:79:LEU:CD2	2.41	0.50
58:BY:55:U:H2'	58:BY:56:U:H5'	1.93	0.50
26:AS:90:GLY:C	26:AS:92:TYR:H	2.15	0.50
11:AA:2169:A:O2'	56:BW:20:G:N7	2.38	0.50
13:AC:53:ARG:HA	56:BW:63:C:OP2	2.12	0.50
17:AG:52:ILE:HB	17:AG:54:GLU:CD	2.31	0.50
59:BZ:345:ARG:HH12	59:BZ:384:LEU:HD21	1.76	0.50
31:AX:41:ASN:HD22	31:AX:41:ASN:N	2.09	0.50
25:AR:71:GLN:HA	25:AR:71:GLN:NE2	2.26	0.50
36:BB:140:HIS:HA	36:BB:143:GLU:OE1	2.12	0.50
32:AY:44:ILE:CG2	32:AY:45:VAL:N	2.75	0.50
39:BE:110:LEU:O	39:BE:115:VAL:HG23	2.11	0.50
35:BA:1369:C:H2'	35:BA:1370:G:H8	1.70	0.50
54:BT:99:LEU:HB3	54:BT:100:ILE:HD12	1.93	0.50
35:BA:1217:C:P	48:BN:9:LYS:HZ2	2.34	0.50
28:AU:13:LYS:HD2	28:AU:16:LYS:HZ2	1.77	0.50
23:AP:21:ARG:HH11	23:AP:29:LYS:CG	2.23	0.50
11:AA:2206:G:H21	11:AA:2207:G:H5'	1.76	0.50
39:BE:80:ILE:HD11	39:BE:138:ALA:CA	2.41	0.50
11:AA:2019:A:H4'	28:AU:34:LYS:HD2	1.92	0.50
40:BF:22:GLU:O	40:BF:26:ILE:HG13	2.12	0.50
11:AA:36:G:H2'	11:AA:37:C:H6	1.77	0.50
35:BA:1379:G:O2'	35:BA:1380:U:H5'	2.12	0.50
35:BA:1299:A:N3	35:BA:1299:A:H2'	2.26	0.50
32:AY:94:LYS:HG3	32:AY:94:LYS:O	2.11	0.50
40:BF:62:TRP:CG	52:BR:35:ARG:NH1	2.80	0.50
7:A6:11:LEU:CG	7:A6:51:GLU:HG2	2.40	0.50
33:AZ:125:LEU:CG	33:AZ:164:ALA:HB3	2.41	0.50
59:BZ:314:THR:H	59:BZ:405:GLU:CB	2.24	0.50
11:AA:613:G:C8	11:AA:613:G:H5'	2.38	0.50
58:BY:55:U:H2'	58:BY:56:U:O4'	2.12	0.50
59:BZ:121:LEU:O	59:BZ:124:ARG:HB3	2.11	0.50
43:BI:9:ARG:HG2	43:BI:14:VAL:HG22	1.92	0.50
55:BU:18:TYR:CD1	55:BU:18:TYR:N	2.79	0.50
13:AC:79:LYS:HG2	13:AC:118:ASP:OD2	2.10	0.50
24:AQ:133:ARG:HH11	24:AQ:133:ARG:CG	2.23	0.50
25:AR:2:ARG:HD2	25:AR:2:ARG:C	2.32	0.50
31:AX:35:THR:O	31:AX:39:ILE:HG12	2.11	0.50

Continued on next page...

Continued from previous page...

Atom-1	Atom-2	Interatomic distance (Å)	Clash overlap (Å)
13:AC:40:THR:HG23	13:AC:176:GLY:O	2.12	0.50
14:AD:35:LYS:NZ	14:AD:36:PRO:CD	2.74	0.50
11:AA:956:G:H5''	24:AQ:77:LYS:HE2	1.94	0.50
11:AA:1018:C:H2'	11:AA:1019:U:H6	1.75	0.50
2:A1:13:ILE:HD11	11:AA:396:G:H5'	1.92	0.50
11:AA:1771:C:H1'	11:AA:1786:A:C8	2.47	0.50
14:AD:80:ALA:HB2	14:AD:96:HIS:CD2	2.46	0.50
27:AT:43:GLN:OE1	35:BA:346:G:OP2	2.30	0.50
39:BE:110:LEU:HD13	39:BE:118:ILE:HG21	1.93	0.50
36:BB:67:THR:HG22	36:BB:90:MET:HE3	1.93	0.50
37:BC:68:VAL:HG12	37:BC:70:VAL:CG2	2.41	0.50
11:AA:969:U:H2'	11:AA:970:C:C6	2.46	0.50
34:B2:17:LEU:HD23	34:B2:119:LEU:HB3	1.92	0.50
16:AF:10:PRO:HB3	16:AF:127:GLU:HB3	1.93	0.50
35:BA:343:U:HO2'	35:BA:344:A:H8	1.58	0.50
18:AH:156:ALA:O	18:AH:157:TYR:C	2.49	0.50
11:AA:1275:A:N1	11:AA:1295:C:O2'	2.34	0.50
54:BT:60:GLU:HA	54:BT:63:ILE:HD12	1.91	0.50
33:AZ:70:LEU:H	33:AZ:70:LEU:HD23	1.76	0.50
12:AB:62:C:H2'	12:AB:63:G:H8	1.76	0.50
11:AA:2361:A:H2'	11:AA:2362:G:O4'	2.12	0.50
11:AA:2074:U:H2'	11:AA:2075:U:C6	2.47	0.50
37:BC:172:ARG:O	37:BC:173:VAL:CG2	2.59	0.50
55:BU:3:LYS:HD3	55:BU:14:TRP:CD1	2.46	0.50
35:BA:597:G:H2'	35:BA:598:U:H5'	1.93	0.50
41:BG:111:ARG:HB3	41:BG:111:ARG:HH11	1.76	0.50
35:BA:272:C:O2'	35:BA:273:A:H5'	2.11	0.50
11:AA:2695:C:H2'	11:AA:2696:U:C6	2.47	0.50
35:BA:407:G:N2	35:BA:436:C:H1'	2.27	0.50
13:AC:215:THR:HB	13:AC:221:SER:CA	2.39	0.50
18:AH:54:ARG:HG2	18:AH:54:ARG:HH11	1.77	0.50
35:BA:1490:A:H2'	35:BA:1491:G:H5'	1.93	0.50
14:AD:243:GLY:O	14:AD:244:ARG:HB3	2.12	0.50
38:BD:110:PHE:N	38:BD:110:PHE:HD1	2.08	0.50
11:AA:2523:G:H2'	11:AA:2524:G:C5'	2.42	0.50
35:BA:1148:U:H4'	43:BI:14:VAL:HG11	1.93	0.50
35:BA:1179:A:H2'	35:BA:1180:A:O4'	2.11	0.50
11:AA:335:C:H2'	11:AA:336:C:C6	2.47	0.50
11:AA:2892:A:H2'	11:AA:2893:G:O4'	2.10	0.50
11:AA:662:G:OP2	23:AP:18:ARG:HD2	2.10	0.50
53:BS:22:LEU:HD13	53:BS:22:LEU:O	2.11	0.50

Continued on next page...

Continued from previous page...

Atom-1	Atom-2	Interatomic distance (Å)	Clash overlap (Å)
26:AS:96:GLY:O	26:AS:98:VAL:N	2.33	0.50
11:AA:2392:A:N3	11:AA:2392:A:H5'	2.27	0.50
35:BA:1157:A:H1'	35:BA:1181:G:H21	1.69	0.50
17:AG:16:ARG:HH21	17:AG:33:ARG:HG2	1.76	0.50
17:AG:15:VAL:CG1	17:AG:19:LEU:HD11	2.35	0.50
36:BB:69:LEU:HD23	36:BB:159:PRO:HG2	1.93	0.50
36:BB:69:LEU:HD22	36:BB:91:PRO:HB2	1.94	0.50
40:BF:8:ILE:HG22	40:BF:10:LEU:HD11	1.92	0.50
25:AR:79:LEU:HD12	25:AR:80:PHE:CD1	2.47	0.50
3:A2:34:GLU:O	3:A2:38:GLN:HG2	2.10	0.50
18:AH:44:VAL:CG1	18:AH:45:VAL:H	2.15	0.50
49:BO:43:LEU:HD11	49:BO:53:HIS:HA	1.93	0.50
39:BE:12:LEU:HD11	39:BE:31:LEU:HB3	1.93	0.50
32:AY:17:SER:HB2	32:AY:71:LYS:HD2	1.93	0.50
11:AA:1665:A:H2'	11:AA:1666:G:H5'	1.91	0.50
35:BA:663:A:O2'	35:BA:664:G:H5'	2.11	0.50
11:AA:210:C:H2'	11:AA:211:A:C8	2.47	0.50
11:AA:330:A:H2	11:AA:1210:A:HO2'	1.59	0.50
1:A0:74:ARG:HH12	12:AB:13:A:H8	1.57	0.50
35:BA:660:G:OP1	49:BO:5:LYS:HD3	2.10	0.50
11:AA:1289:C:H2'	11:AA:1290:C:H6	1.76	0.50
35:BA:158:G:C2'	35:BA:159:G:H5'	2.42	0.50
11:AA:1999:C:H5''	11:AA:2723:C:O2'	2.12	0.50
11:AA:1276:A:O2'	25:AR:16:HIS:HE1	1.94	0.50
29:AV:34:GLU:O	29:AV:36:PRO:CD	2.60	0.50
14:AD:218:ARG:HB3	14:AD:219:PRO:HD2	1.93	0.50
4:A3:59:VAL:HG12	4:A3:60:GLU:N	2.25	0.50
35:BA:167:G:O2'	35:BA:168:G:H5'	2.12	0.50
16:AF:178:PRO:C	16:AF:180:GLY:H	2.15	0.50
23:AP:35:HIS:O	23:AP:36:LYS:O	2.29	0.50
11:AA:2312:U:C2'	11:AA:2313:C:H5'	2.39	0.50
11:AA:2313:C:H2'	11:AA:2314:C:H6	1.76	0.50
38:BD:114:ARG:HA	38:BD:117:ALA:HB3	1.92	0.50
31:AX:30:VAL:HG11	31:AX:39:ILE:HD12	1.92	0.50
13:AC:163:PHE:CE2	13:AC:195:ALA:HB1	2.46	0.50
17:AG:138:GLN:C	17:AG:140:ILE:N	2.64	0.50
16:AF:170:LEU:HD12	16:AF:172:TRP:CE2	2.46	0.50
11:AA:2533:A:H2'	11:AA:2534:A:O4'	2.12	0.50
2:A1:13:ILE:HD13	2:A1:13:ILE:N	2.26	0.50
18:AH:103:LEU:HD21	18:AH:131:VAL:HG11	1.94	0.50
29:AV:19:LYS:HG3	29:AV:20:LEU:O	2.11	0.50

Continued on next page...

Continued from previous page...

Atom-1	Atom-2	Interatomic distance (Å)	Clash overlap (Å)
11:AA:142:A:H5'	11:AA:142(A):C:OP2	2.11	0.50
37:BC:66:VAL:O	37:BC:66:VAL:CG1	2.57	0.50
35:BA:1216:G:O2'	35:BA:1217:C:H5'	2.12	0.50
25:AR:7:GLY:CA	25:AR:8:ARG:CZ	2.90	0.50
49:BO:39:LEU:O	49:BO:42:HIS:HB3	2.12	0.50
50:BP:5:ARG:C	50:BP:6:LEU:HD12	2.31	0.50
11:AA:181:A:C8	11:AA:181:A:H5'	2.41	0.50
39:BE:147:ASP:HA	39:BE:150:ARG:NH1	2.23	0.50
11:AA:308:G:H2'	11:AA:309:G:O4'	2.12	0.50
16:AF:39:TRP:CB	16:AF:101:LEU:HD22	2.40	0.50
13:AC:58:VAL:HG22	13:AC:201:PRO:CD	2.41	0.50
35:BA:1292:U:OP1	41:BG:41:ARG:NH2	2.44	0.50
11:AA:2692:C:H4'	11:AA:2870:C:O2	2.11	0.50
11:AA:795:C:H2'	11:AA:796:C:C6	2.46	0.50
16:AF:118:ALA:O	16:AF:121:GLY:N	2.44	0.50
35:BA:1128:C:O2'	35:BA:1130:A:N7	2.44	0.50
11:AA:271(X):G:O3'	11:AA:272(D):G:H4'	2.12	0.50
59:BZ:182:MET:HE3	59:BZ:182:MET:HA	1.93	0.50
13:AC:225:ASN:OD1	13:AC:226:PRO:HD2	2.12	0.50
35:BA:977:A:O2'	35:BA:978:A:H5'	2.11	0.50
11:AA:176:G:C2'	11:AA:177:G:H5'	2.42	0.50
11:AA:904:C:H2'	11:AA:905:U:H6	1.77	0.50
11:AA:493:G:H2'	11:AA:494:G:O4'	2.11	0.50
35:BA:71:C:O5'	35:BA:71:C:H6	1.94	0.50
11:AA:237:C:O2'	11:AA:238:C:H5'	2.12	0.50
14:AD:221:VAL:CG2	14:AD:226:MET:HE2	2.42	0.50
11:AA:824:A:H1'	11:AA:2358:G:N7	2.27	0.50
13:AC:6:ARG:NH1	13:AC:34:THR:HB	2.25	0.50
35:BA:408:A:H5'	38:BD:116:GLN:HB2	1.93	0.50
38:BD:148:VAL:CG1	38:BD:149:ALA:N	2.69	0.50
11:AA:2121:G:H1	11:AA:2176:A:N6	2.09	0.50
23:AP:95:VAL:HG23	23:AP:125:VAL:HG23	1.92	0.50
11:AA:832:G:H21	23:AP:53:GLY:HA2	1.77	0.50
15:AE:4:ILE:HG12	15:AE:5:LEU:N	2.26	0.50
11:AA:1190:G:OP1	23:AP:32:THR:OG1	2.26	0.50
17:AG:140:ILE:HD12	17:AG:141:PHE:N	2.27	0.50
47:BM:120:LYS:CA	47:BM:120:LYS:HE3	2.41	0.50
11:AA:1141:U:H2'	21:AN:63:THR:HG22	1.93	0.50
36:BB:12:GLU:O	36:BB:14:GLY:N	2.45	0.50
24:AQ:60:ARG:CB	24:AQ:60:ARG:NH1	2.75	0.50
25:AR:116:LEU:O	25:AR:117:VAL:O	2.29	0.50

Continued on next page...

Continued from previous page...

Atom-1	Atom-2	Interatomic distance (Å)	Clash overlap (Å)
12:AB:16:G:HO2'	12:AB:17:C:P	2.34	0.50
12:AB:65:C:C2'	12:AB:66:A:H5'	2.42	0.50
17:AG:181:ARG:O	17:AG:182:LYS:OXT	2.30	0.50
27:AT:32:TYR:HB3	27:AT:81:PRO:CB	2.41	0.50
11:AA:538:G:OP1	21:AN:5:VAL:HG21	2.12	0.50
38:BD:70:ILE:HG23	38:BD:74:GLN:CB	2.42	0.50
11:AA:926:A:C8	11:AA:926:A:H5'	2.39	0.50
11:AA:1367:A:C2'	11:AA:1368:G:H5'	2.38	0.50
51:BQ:45:HIS:CB	51:BQ:65:ILE:HD12	2.42	0.50
59:BZ:277:LEU:HD12	59:BZ:279:GLU:H	1.77	0.50
46:BL:37:CYS:O	46:BL:80:HIS:HA	2.11	0.50
11:AA:2019:A:C4'	28:AU:34:LYS:HD2	2.42	0.50
21:AN:104:LYS:HB2	21:AN:117:PHE:CE1	2.46	0.50
26:AS:36:TYR:H	26:AS:36:TYR:HD1	1.60	0.50
11:AA:221:A:N6	11:AA:265:A:C8	2.79	0.50
12:AB:87:G:H3'	12:AB:88:C:C5'	2.42	0.50
35:BA:742:G:H5''	49:BO:58:MET:CE	2.41	0.50
44:BJ:94:VAL:HG12	44:BJ:95:GLU:N	2.26	0.50
35:BA:1126:U:O2	35:BA:1126:U:H2'	2.10	0.50
38:BD:8:VAL:C	38:BD:10:ARG:N	2.65	0.50
6:A5:40:LYS:HE2	6:A5:46:CYS:HB3	1.94	0.50
35:BA:1060:C:O2'	44:BJ:56:HIS:CD2	2.64	0.50
48:BN:57:ARG:O	48:BN:58:LYS:C	2.50	0.50
36:BB:77:ALA:HA	36:BB:80:ILE:HD13	1.94	0.50
9:A8:13:ARG:HD2	23:AP:61:ARG:CD	2.37	0.50
11:AA:1528:A:H2	11:AA:1542:A:H2	1.59	0.50
9:A8:32:LEU:HD12	9:A8:36:LYS:HZ1	1.74	0.50
11:AA:958:U:O4	24:AQ:17:LEU:HG	2.12	0.50
59:BZ:288:LEU:HD22	59:BZ:304:LEU:CD1	2.33	0.50
35:BA:1276:G:H2'	35:BA:1277:C:O4'	2.12	0.50
58:BY:73:U:H5''	58:BY:74:C:C5	2.43	0.50
25:AR:28:LEU:HD21	25:AR:116:LEU:CD2	2.41	0.50
59:BZ:185:ASN:ND2	59:BZ:187:LYS:H	2.09	0.50
36:BB:42:ILE:HD13	36:BB:203:GLY:HA2	1.93	0.50
34:B2:144:LEU:CD1	39:BE:52:PRO:HG3	2.42	0.50
29:AV:2:PHE:O	29:AV:41:GLY:HA2	2.12	0.50
39:BE:11:ILE:HG13	39:BE:31:LEU:HD12	1.92	0.50
23:AP:29:LYS:HD2	23:AP:29:LYS:N	2.26	0.50
17:AG:91:ARG:C	17:AG:91:ARG:HD2	2.32	0.50
39:BE:36:ASP:OD1	39:BE:38:GLN:HB2	2.11	0.50
46:BL:24:VAL:HG13	46:BL:98:TYR:HE2	1.74	0.50

Continued on next page...

Continued from previous page...

Atom-1	Atom-2	Interatomic distance (Å)	Clash overlap (Å)
14:AD:181:GLU:HG3	14:AD:272:ALA:O	2.12	0.50
41:BG:38:LEU:HD12	41:BG:41:ARG:HD2	1.94	0.50
59:BZ:316:PHE:CD1	59:BZ:316:PHE:C	2.85	0.50
35:BA:297:G:H4'	35:BA:557:G:H4'	1.93	0.50
11:AA:556:G:H2'	11:AA:557:U:H6	1.75	0.50
54:BT:41:ILE:C	54:BT:43:LEU:N	2.64	0.50
11:AA:1462:C:H2'	11:AA:1463:C:O4'	2.12	0.50
18:AH:76:VAL:C	18:AH:78:GLY:H	2.14	0.50
9:A8:14:VAL:HG21	9:A8:22:VAL:HG13	1.94	0.50
17:AG:32:PRO:HG3	17:AG:168:GLU:HB3	1.94	0.50
14:AD:166:GLN:NE2	14:AD:166:GLN:HA	2.27	0.50
35:BA:518:C:O2'	35:BA:530:G:N2	2.45	0.50
35:BA:1385:G:O2'	35:BA:1386:G:H5'	2.11	0.50
35:BA:112:G:O2'	35:BA:113:G:H5'	2.12	0.50
21:AN:119:ARG:NH1	21:AN:119:ARG:HG3	2.25	0.50
56:BV:62:C:O2'	56:BV:63:C:H5'	2.11	0.50
42:BH:29:SER:HB3	42:BH:32:LYS:HD2	1.94	0.50
11:AA:2366:A:H2'	11:AA:2367:G:O4'	2.11	0.50
1:A0:19:LYS:HZ1	1:A0:41:ARG:HH12	1.60	0.50
7:A6:11:LEU:CD2	7:A6:12:GLU:N	2.65	0.50
7:A6:19:ARG:CG	7:A6:20:ASN:N	2.74	0.50
7:A6:45:LYS:HG2	11:AA:2371:G:H4'	1.94	0.50
36:BB:74:LYS:O	36:BB:76:GLN:N	2.44	0.50
23:AP:57:THR:O	23:AP:60:MET:HG3	2.11	0.50
23:AP:33:ARG:O	23:AP:34:GLY:C	2.50	0.50
13:AC:137:LEU:N	56:BW:57:C:N4	2.60	0.50
17:AG:71:THR:N	17:AG:89:GLY:O	2.43	0.50
53:BS:20:LEU:O	53:BS:23:ASN:HB3	2.11	0.50
27:AT:27:THR:O	27:AT:28:VAL:CG2	2.59	0.50
17:AG:113:ARG:HD3	47:BM:3:ARG:NH1	2.27	0.50
36:BB:47:THR:CG2	36:BB:51:LEU:HD11	2.41	0.50
59:BZ:131:ILE:O	59:BZ:168:VAL:HG21	2.12	0.50
23:AP:5:ASP:OD1	23:AP:6:LEU:HD23	2.11	0.50
11:AA:621:A:C2'	11:AA:622:G:H5'	2.42	0.50
23:AP:85:LEU:HA	23:AP:88:LEU:HB3	1.93	0.50
15:AE:116:VAL:CG2	15:AE:122:PHE:CD2	2.95	0.50
11:AA:2467:C:O2'	11:AA:2468:G:H5'	2.11	0.50
11:AA:10:G:N2	11:AA:2895:U:H3	2.09	0.50
11:AA:2781:A:H5'	11:AA:2782:G:H5'	1.92	0.50
30:AW:4:LYS:HG2	30:AW:5:ALA:N	2.27	0.50
40:BF:10:LEU:HD11	40:BF:61:LEU:HD12	1.93	0.50

Continued on next page...

Continued from previous page...

Atom-1	Atom-2	Interatomic distance (Å)	Clash overlap (Å)
11:AA:1373:A:C2	11:AA:1374:G:H1'	2.46	0.50
37:BC:53:ALA:HB2	37:BC:115:LEU:HG	1.93	0.50
35:BA:1264:C:C2'	35:BA:1265:G:H5'	2.42	0.50
32:AY:77:PRO:O	32:AY:78:ALA:HB2	2.12	0.50
11:AA:2292:C:H4'	11:AA:2375:G:H4'	1.93	0.50
11:AA:2340:G:O2'	11:AA:2341:G:H5'	2.11	0.50
37:BC:76:VAL:HG21	37:BC:103:VAL:HG21	1.94	0.50
5:A4:31:ILE:O	5:A4:31:ILE:HG22	2.10	0.50
41:BG:22:LEU:HD22	41:BG:62:PHE:CE2	2.44	0.50
25:AR:42:LYS:O	25:AR:45:ARG:CG	2.60	0.50
35:BA:1128:C:C5	35:BA:1139:G:H2'	2.47	0.50
11:AA:1290:C:H2'	11:AA:1291:C:H6	1.75	0.50
40:BF:69:GLU:H	40:BF:69:GLU:CD	2.16	0.50
14:AD:22:SER:O	14:AD:23:GLU:C	2.50	0.50
11:AA:1788:C:O2'	11:AA:1789:A:H5'	2.11	0.50
54:BT:93:GLU:O	54:BT:93:GLU:HG2	2.12	0.50
27:AT:133:GLU:O	27:AT:133:GLU:HG2	2.11	0.50
11:AA:990:A:C6	11:AA:1186:G:H1'	2.46	0.50
35:BA:620:C:H2'	35:BA:621:A:O4'	2.12	0.50
58:BY:67:U:H2'	58:BY:68:U:H5''	1.92	0.50
35:BA:184:G:H2'	35:BA:185:A:H8	1.76	0.50
11:AA:476:G:H4'	11:AA:502:A:N1	2.27	0.50
38:BD:120:LEU:C	38:BD:126:ILE:HD13	2.33	0.49
13:AC:216:THR:O	13:AC:217:THR:C	2.50	0.49
59:BZ:75:ARG:NH2	59:BZ:212:THR:N	2.59	0.49
25:AR:101:ALA:O	25:AR:102:GLU:O	2.29	0.49
9:A8:62:LEU:HB3	11:AA:242:G:H5'	1.94	0.49
23:AP:97:PRO:O	23:AP:98:GLU:CB	2.57	0.49
59:BZ:324:LYS:HA	59:BZ:364:PRO:HB3	1.93	0.49
17:AG:115:ARG:HG3	47:BM:7:VAL:HG21	1.94	0.49
37:BC:12:LEU:C	37:BC:14:ILE:H	2.15	0.49
21:AN:63:THR:O	21:AN:64:GLY:O	2.30	0.49
35:BA:1284:C:C6	35:BA:1285:A:N7	2.80	0.49
40:BF:68:PRO:HG2	40:BF:71:ARG:HB2	1.94	0.49
17:AG:129:GLY:O	17:AG:130:ASN:CG	2.50	0.49
11:AA:146:G:H8	11:AA:146:G:H5'	1.76	0.49
59:BZ:322:ILE:CD1	59:BZ:362:VAL:HG11	2.38	0.49
3:A2:53:LEU:O	3:A2:57:ILE:HG12	2.12	0.49
35:BA:1492:A:C1'	35:BA:1493:A:OP1	2.59	0.49
46:BL:86:ARG:HB2	46:BL:101:VAL:CG2	2.42	0.49
35:BA:1248:A:C5	35:BA:1249:C:C5	3.00	0.49

Continued on next page...

Continued from previous page...

Atom-1	Atom-2	Interatomic distance (Å)	Clash overlap (Å)
35:BA:1498:U:C4	57:BX:16:U:H5''	2.47	0.49
22:AO:31:LYS:HB3	22:AO:32:TYR:CE1	2.47	0.49
45:BK:116:HIS:O	45:BK:117:ASN:HB2	2.11	0.49
11:AA:330:A:H2	11:AA:1210:A:H2'	1.76	0.49
11:AA:234:C:H2'	11:AA:235:U:C6	2.46	0.49
16:AF:115:ALA:O	16:AF:118:ALA:HB3	2.12	0.49
11:AA:270:A:C2'	11:AA:271:A:H5'	2.42	0.49
11:AA:523:C:O2'	11:AA:524:U:H5'	2.11	0.49
11:AA:225:A:O2'	11:AA:257:A:H4'	2.12	0.49
35:BA:945:G:C2	35:BA:946:A:C8	2.99	0.49
42:BH:30:ARG:CZ	42:BH:30:ARG:HB3	2.42	0.49
29:AV:22:VAL:C	29:AV:23:GLU:HG2	2.32	0.49
35:BA:106:C:O2	35:BA:379:C:H4'	2.11	0.49
11:AA:868:U:C4	11:AA:869:G:N7	2.80	0.49
49:BO:9:GLN:O	49:BO:10:LYS:C	2.50	0.49
1:A0:34:GLY:HA3	11:AA:2353:G:H1'	1.94	0.49
18:AH:130:ARG:HB3	18:AH:130:ARG:HH11	1.77	0.49
20:AK:99:UNK:O	20:AK:100:UNK:O	2.29	0.49
18:AH:42:ARG:HB2	18:AH:42:ARG:NH1	2.27	0.49
16:AF:124:LEU:HD12	16:AF:125:LEU:N	2.26	0.49
16:AF:110:LEU:HD21	16:AF:181:LEU:HG	1.93	0.49
9:A8:61:LEU:HD12	9:A8:61:LEU:N	1.99	0.49
11:AA:1902:C:H5'	14:AD:246:PRO:HD3	1.94	0.49
35:BA:963:G:H21	44:BJ:55:LYS:HD3	1.77	0.49
15:AE:28:ALA:O	15:AE:29:GLY:O	2.29	0.49
13:AC:137:LEU:HD13	13:AC:138:PRO:N	2.27	0.49
11:AA:2413:G:H21	23:AP:70:GLN:HE22	1.60	0.49
48:BN:12:ARG:NH1	48:BN:14:PRO:CG	2.62	0.49
11:AA:2377:A:H2'	11:AA:2378:A:H8	1.75	0.49
17:AG:9:ARG:C	17:AG:11:TYR:H	2.16	0.49
11:AA:654(O):G:H2'	11:AA:654(P):C:C5	2.47	0.49
33:AZ:146:ILE:HG13	33:AZ:147:GLY:H	1.76	0.49
22:AO:104:ARG:NE	27:AT:33:LYS:CE	2.75	0.49
27:AT:32:TYR:CD2	27:AT:81:PRO:CB	2.94	0.49
11:AA:1718:G:O2'	11:AA:1719:G:H5'	2.11	0.49
11:AA:2068:U:C2	11:AA:2430:A:H2	2.29	0.49
15:AE:59:VAL:O	15:AE:60:ASN:CG	2.50	0.49
40:BF:39:LYS:HB2	40:BF:64:GLN:HB3	1.93	0.49
43:BI:47:LEU:N	43:BI:47:LEU:CD1	2.75	0.49
3:A2:35:LEU:HD13	3:A2:35:LEU:C	2.33	0.49
11:AA:675:A:OP1	16:AF:63:LYS:HE2	2.12	0.49

Continued on next page...

Continued from previous page...

Atom-1	Atom-2	Interatomic distance (Å)	Clash overlap (Å)
35:BA:532:A:N6	35:BA:1206:G:HO2'	2.09	0.49
35:BA:1509:C:O2'	35:BA:1510:U:H5'	2.11	0.49
52:BR:33:ASP:O	52:BR:36:ASN:OD1	2.29	0.49
33:AZ:149:SER:HB2	33:AZ:172:ALA:O	2.12	0.49
11:AA:1314:C:H5'	11:AA:1314:C:C6	2.46	0.49
35:BA:56:U:H2'	35:BA:57:G:C8	2.47	0.49
11:AA:1232:G:H2'	11:AA:1233:C:H6	1.77	0.49
11:AA:549:G:O2'	11:AA:551:G:H5'	2.12	0.49
11:AA:394:A:C2'	11:AA:395:U:H5'	2.42	0.49
11:AA:541:C:O2'	11:AA:542:C:H5'	2.11	0.49
32:AY:12:THR:HG22	32:AY:75:ILE:CG2	2.42	0.49
38:BD:8:VAL:C	38:BD:10:ARG:H	2.14	0.49
13:AC:172:HIS:O	13:AC:173:ALA:CB	2.60	0.49
18:AH:62:LYS:O	18:AH:65:HIS:HB3	2.13	0.49
43:BI:103:THR:HG22	43:BI:104:ARG:N	2.28	0.49
13:AC:119:VAL:O	13:AC:119:VAL:HG23	2.11	0.49
11:AA:2795:G:N7	11:AA:2801(A):A:H2	2.09	0.49
1:A0:27:GLU:CB	1:A0:68:GLU:HA	2.39	0.49
47:BM:3:ARG:HA	47:BM:8:GLU:O	2.12	0.49
41:BG:67:GLU:O	41:BG:69:VAL:N	2.45	0.49
30:AW:37:ARG:NH1	30:AW:37:ARG:CG	2.68	0.49
14:AD:71:ASP:CB	14:AD:103:ARG:HH22	2.23	0.49
45:BK:99:GLN:HE21	45:BK:105:VAL:HG21	1.78	0.49
13:AC:64:LEU:CD1	13:AC:175:VAL:HA	2.43	0.49
36:BB:21:ARG:HH21	36:BB:38:GLY:CA	2.25	0.49
14:AD:4:LYS:HB2	14:AD:18:VAL:HG13	1.94	0.49
21:AN:99:LEU:HD13	21:AN:99:LEU:O	2.12	0.49
39:BE:33:VAL:HG22	39:BE:43:LEU:CD1	2.41	0.49
11:AA:2146:C:H4'	11:AA:2147:G:N7	2.26	0.49
35:BA:1019:C:O2'	35:BA:1020:U:H5'	2.12	0.49
35:BA:1142:G:H2'	35:BA:1143:G:H5'	1.94	0.49
14:AD:159:ALA:HB1	14:AD:198:ASN:O	2.12	0.49
14:AD:45:ASN:CG	14:AD:46:GLN:N	2.65	0.49
13:AC:155:GLU:OE1	13:AC:160:ARG:HD3	2.11	0.49
1:A0:50:ASN:HD22	1:A0:63:VAL:HG21	1.77	0.49
35:BA:928:G:O2'	35:BA:929:G:H5'	2.13	0.49
50:BP:80:PHE:CD1	50:BP:80:PHE:N	2.80	0.49
25:AR:20:LEU:HD21	25:AR:40:LYS:HD3	1.94	0.49
38:BD:57:ARG:NH2	38:BD:205:GLU:OE1	2.37	0.49
36:BB:29:ALA:O	36:BB:32:ILE:HG22	2.11	0.49
13:AC:128:GLY:HA3	56:BW:57:C:H2'	1.92	0.49

Continued on next page...

Continued from previous page...

Atom-1	Atom-2	Interatomic distance (Å)	Clash overlap (Å)
27:AT:27:THR:O	27:AT:28:VAL:HB	2.13	0.49
13:AC:30:LYS:HE2	13:AC:180:PHE:O	2.12	0.49
26:AS:106:ARG:NH1	26:AS:106:ARG:HB3	2.28	0.49
14:AD:34:VAL:CG2	14:AD:35:LYS:N	2.76	0.49
59:BZ:256:VAL:HG13	59:BZ:312:PRO:HD3	1.95	0.49
12:AB:18:G:H2'	12:AB:19:G:O4'	2.13	0.49
35:BA:858:G:P	35:BA:858:G:H8	2.35	0.49
15:AE:70:ALA:O	15:AE:71:GLY:C	2.51	0.49
54:BT:51:GLU:O	54:BT:55:ILE:HG12	2.12	0.49
27:AT:31:SER:HG	27:AT:32:TYR:HD1	1.59	0.49
11:AA:93:G:H2'	11:AA:94:C:C6	2.48	0.49
35:BA:1459:C:O2'	35:BA:1460:A:H5'	2.13	0.49
35:BA:737:A:H2'	35:BA:738:C:H6	1.77	0.49
11:AA:1286:A:C2'	11:AA:1288:U:OP1	2.60	0.49
46:BL:24:VAL:CG1	46:BL:24:VAL:O	2.60	0.49
35:BA:225:C:O2'	35:BA:226:G:H5'	2.12	0.49
11:AA:910:A:H62	24:AQ:12:GLN:HA	1.78	0.49
11:AA:286:C:H2'	11:AA:287:C:C6	2.48	0.49
11:AA:892:G:H2'	11:AA:893:C:C6	2.47	0.49
13:AC:152:ILE:O	13:AC:152:ILE:HG22	2.12	0.49
11:AA:1625:C:H2'	11:AA:1626:G:C5'	2.43	0.49
11:AA:1701:A:H5'	11:AA:1702:G:OP1	2.12	0.49
11:AA:1345:C:O2'	11:AA:1346:G:H5'	2.12	0.49
21:AN:74:ARG:NH2	21:AN:83:LYS:HD3	2.26	0.49
35:BA:510:A:N3	35:BA:543:C:H1'	2.28	0.49
38:BD:36:ARG:N	38:BD:37:PRO:HD3	2.27	0.49
7:A6:53:LYS:HD3	7:A6:54:ILE:N	2.19	0.49
34:B2:110:ARG:H	34:B2:110:ARG:HD3	1.77	0.49
43:BI:104:ARG:HG2	43:BI:105:ASP:H	1.77	0.49
27:AT:121:ILE:C	27:AT:123:GLN:N	2.65	0.49
27:AT:89:VAL:HG12	27:AT:91:ARG:HG2	1.95	0.49
23:AP:23:PRO:C	23:AP:33:ARG:NE	2.66	0.49
11:AA:2312:U:P	17:AG:74:LYS:HD3	2.52	0.49
24:AQ:84:GLY:O	24:AQ:85:LYS:HB2	2.13	0.49
38:BD:133:VAL:HG11	38:BD:138:TYR:CD2	2.43	0.49
11:AA:2334:G:H1'	26:AS:18:ILE:HD11	1.93	0.49
17:AG:113:ARG:O	17:AG:140:ILE:HG22	2.11	0.49
11:AA:484:C:OP1	32:AY:49:VAL:HG13	2.13	0.49
36:BB:118:LEU:CB	36:BB:142:LEU:HD12	2.40	0.49
14:AD:35:LYS:HZ2	14:AD:36:PRO:HD3	1.70	0.49
14:AD:30:GLU:CG	14:AD:63:ARG:NE	2.68	0.49

Continued on next page...

Continued from previous page...

Atom-1	Atom-2	Interatomic distance (Å)	Clash overlap (Å)
35:BA:1157:A:C1'	35:BA:1181:G:N2	2.68	0.49
59:BZ:226:GLU:O	59:BZ:300:ARG:CD	2.61	0.49
22:AO:88:ASN:O	22:AO:90:GLN:N	2.44	0.49
52:BR:44:LEU:HA	52:BR:49:LYS:O	2.12	0.49
15:AE:71:GLY:O	15:AE:72:VAL:O	2.31	0.49
11:AA:2784:C:H2'	11:AA:2785:C:H6	1.77	0.49
15:AE:132:HIS:O	15:AE:135:HIS:NE2	2.46	0.49
35:BA:750:G:C2	49:BO:23:GLY:HA3	2.48	0.49
35:BA:552:U:H4'	46:BL:86:ARG:HG2	1.94	0.49
44:BJ:65:LEU:HD13	48:BN:56:VAL:HG23	1.95	0.49
21:AN:9:VAL:HG12	21:AN:10:GLU:N	2.27	0.49
41:BG:22:LEU:CD2	41:BG:62:PHE:HE2	2.25	0.49
46:BL:8:ASN:HD22	51:BQ:34:LYS:HE2	1.77	0.49
11:AA:558:G:OP1	21:AN:111:PRO:HD2	2.13	0.49
26:AS:36:TYR:N	26:AS:36:TYR:HD1	2.10	0.49
11:AA:1828:G:O6	14:AD:222:ARG:HD3	2.12	0.49
11:AA:533:G:H5'	28:AU:24:TYR:CE1	2.48	0.49
11:AA:2320:A:H2'	11:AA:2320:A:N3	2.27	0.49
24:AQ:135:ASP:O	24:AQ:138:ASP:OD1	2.29	0.49
31:AX:57:LEU:N	31:AX:57:LEU:HD13	2.28	0.49
11:AA:2552:U:C2	11:AA:2554:U:H5'	2.48	0.49
35:BA:603:U:H2'	35:BA:604:G:H8	1.76	0.49
35:BA:609:A:C2'	35:BA:610:G:H5'	2.43	0.49
51:BQ:22:LEU:HD11	51:BQ:39:SER:HB2	1.93	0.49
6:A5:16:ARG:NH2	11:AA:517:C:OP2	2.45	0.49
11:AA:1910:G:O2'	11:AA:1911:U:H5'	2.12	0.49
35:BA:979:C:C3'	35:BA:980:C:C5'	2.86	0.49
11:AA:2185:C:C2'	11:AA:2186:G:H5''	2.42	0.49
32:AY:13:VAL:CG2	32:AY:72:VAL:HB	2.41	0.49
35:BA:1502:A:C2	35:BA:1505:G:N1	2.57	0.49
11:AA:622:G:C2'	11:AA:623:G:H5'	2.43	0.49
11:AA:1021:A:C3'	11:AA:1021:A:C8	2.92	0.49
11:AA:1024:G:N2	11:AA:1142(A):A:H2	2.10	0.49
15:AE:116:VAL:CG1	15:AE:116:VAL:O	2.61	0.49
11:AA:28:A:N6	11:AA:512:G:O2'	2.46	0.49
11:AA:1278:A:H4'	25:AR:34:ILE:HD12	1.93	0.49
11:AA:142:A:C8	11:AA:1408:C:H1'	2.48	0.49
26:AS:46:VAL:CG1	26:AS:47:THR:H	2.25	0.49
35:BA:1170:A:H2'	35:BA:1171:G:O4'	2.13	0.49
58:BY:23:G:H2'	58:BY:24:G:O5'	2.12	0.49
35:BA:353:A:C8	35:BA:353:A:H5'	2.44	0.49

Continued on next page...

Continued from previous page...

Atom-1	Atom-2	Interatomic distance (Å)	Clash overlap (Å)
11:AA:1210:A:H5'	11:AA:1210:A:C8	2.47	0.49
11:AA:2854:G:H1	11:AA:2863:C:N4	2.09	0.49
8:A7:21:ARG:NH1	8:A7:21:ARG:HG2	2.28	0.49
59:BZ:140:MET:HA	59:BZ:140:MET:HE2	1.94	0.49
59:BZ:177:LEU:HD13	59:BZ:195:TRP:NE1	2.28	0.49
39:BE:15:ARG:NH2	39:BE:26:PHE:CE2	2.81	0.49
35:BA:598:U:H4'	42:BH:94:TYR:CD2	2.47	0.49
35:BA:398:C:H2'	35:BA:399:G:H8	1.77	0.49
39:BE:57:LYS:HG2	39:BE:61:TYR:CE2	2.47	0.49
11:AA:746:A:H2'	11:AA:2612:C:H5''	1.95	0.49
14:AD:48:ARG:HG3	14:AD:48:ARG:NH1	2.28	0.49
43:BI:4:TYR:HB2	43:BI:19:LEU:CB	2.32	0.49
11:AA:335:C:H2'	11:AA:336:C:H6	1.76	0.49
30:AW:26:GLY:H	30:AW:71:VAL:HG23	1.78	0.49
16:AF:132:VAL:HG22	16:AF:133:ASN:H	1.78	0.49
23:AP:114:ILE:CG2	23:AP:130:PHE:CD2	2.96	0.49
15:AE:116:VAL:O	15:AE:117:MET:CB	2.54	0.49
36:BB:132:LYS:O	36:BB:136:VAL:HG23	2.12	0.49
11:AA:2161:C:H2'	11:AA:2162:G:H8	1.78	0.49
35:BA:858:G:H8	35:BA:858:G:O5'	1.96	0.49
11:AA:2782:G:N2	11:AA:2783:G:H1'	2.27	0.49
11:AA:528:A:H5''	11:AA:528:A:H8	1.78	0.49
44:BJ:16:LEU:HD13	44:BJ:16:LEU:C	2.32	0.49
36:BB:41:ILE:HD12	36:BB:41:ILE:N	2.28	0.49
28:AU:74:LEU:CD1	28:AU:74:LEU:C	2.81	0.49
18:AH:45:VAL:O	18:AH:47:GLU:N	2.39	0.49
21:AN:34:LEU:HD23	21:AN:52:VAL:HG23	1.94	0.49
11:AA:1577:C:H2'	11:AA:1578:U:H1'	1.93	0.49
11:AA:637:A:H5''	23:AP:117:GLU:HG3	1.95	0.49
43:BI:26:VAL:CG1	43:BI:61:ALA:HB3	2.41	0.49
38:BD:135:LEU:CD1	38:BD:135:LEU:N	2.75	0.49
11:AA:2303:G:H2'	11:AA:2304:G:O4'	2.12	0.49
11:AA:185:U:H2'	11:AA:186:G:C8	2.48	0.49
12:AB:95:C:O2'	12:AB:96:U:H5'	2.13	0.49
11:AA:580:C:H2'	11:AA:581:C:C6	2.48	0.49
11:AA:2819:G:H2'	11:AA:2821:A:N7	2.27	0.49
35:BA:1342:C:O2'	35:BA:1343:G:H5'	2.12	0.49
23:AP:131:SER:O	23:AP:133:SER:N	2.45	0.49
40:BF:24:GLU:HG2	40:BF:28:ARG:NH1	2.27	0.49
35:BA:490:G:O2'	35:BA:491:G:H5'	2.12	0.49
33:AZ:103:ARG:HG2	33:AZ:103:ARG:O	2.12	0.49

Continued on next page...

Continued from previous page...

Atom-1	Atom-2	Interatomic distance (Å)	Clash overlap (Å)
11:AA:239:U:H2'	11:AA:240:G:O4'	2.13	0.49
11:AA:2593:U:H2'	11:AA:2594:C:C6	2.47	0.49
1:A0:37:LEU:N	1:A0:59:LEU:O	2.43	0.49
6:A5:36:CYS:SG	6:A5:38:ALA:HB3	2.53	0.49
35:BA:963:G:H2'	35:BA:964:A:C8	2.46	0.49
44:BJ:27:ALA:CB	44:BJ:34:VAL:HG21	2.43	0.49
34:B2:83:LYS:O	34:B2:87:ARG:HG2	2.13	0.49
15:AE:52:LEU:O	15:AE:53:PRO:O	2.31	0.49
15:AE:57:LYS:O	15:AE:58:ARG:HG3	2.13	0.49
13:AC:128:GLY:CA	56:BW:57:C:O2'	2.61	0.49
27:AT:19:LEU:HD13	27:AT:78:LEU:HD23	1.93	0.49
11:AA:856:C:C5'	11:AA:856:C:H6	2.25	0.49
17:AG:111:LEU:O	17:AG:114:ILE:CG2	2.58	0.49
17:AG:139:LEU:HA	17:AG:144:ILE:CG2	2.42	0.49
59:BZ:155:ARG:HG2	59:BZ:165:GLY:C	2.33	0.49
58:BY:72:C:C2'	58:BY:73:U:O5'	2.60	0.49
27:AT:35:LYS:NZ	27:AT:41:ARG:HG3	2.27	0.49
23:AP:114:ILE:HG21	23:AP:130:PHE:CE2	2.46	0.49
14:AD:79:VAL:CG2	14:AD:111:LEU:HD11	2.36	0.49
11:AA:2579:C:O2'	15:AE:131:ALA:HB3	2.13	0.49
49:BO:43:LEU:CD1	49:BO:53:HIS:HA	2.42	0.49
35:BA:189(J):G:O2'	35:BA:189(K):U:H5'	2.12	0.49
35:BA:394:G:H2'	35:BA:395:C:C6	2.47	0.49
49:BO:87:ILE:O	49:BO:88:ARG:HB2	2.13	0.49
11:AA:2833:G:OP1	11:AA:2833:G:H8	1.96	0.49
35:BA:697:U:C2'	35:BA:698:G:H5'	2.43	0.49
11:AA:1751:C:O2'	11:AA:1752:C:H5'	2.12	0.49
11:AA:272(B):G:H2'	11:AA:272(C):G:H8	1.77	0.49
11:AA:2827:C:O2'	11:AA:2828:C:H5'	2.12	0.49
50:BP:58:TYR:O	50:BP:62:VAL:HG22	2.13	0.49
34:B2:49:GLU:OE1	34:B2:49:GLU:N	2.44	0.49
45:BK:37:GLY:C	45:BK:38:ASN:HD22	2.15	0.49
10:A9:3:VAL:HG21	11:AA:2539:C:H4'	1.94	0.49
11:AA:1245:G:H5''	16:AF:34:TRP:HZ2	1.77	0.49
35:BA:417:C:H2'	35:BA:418:C:C6	2.48	0.49
17:AG:26:GLN:OE1	17:AG:26:GLN:N	2.45	0.49
7:A6:17:LYS:O	7:A6:18:ARG:HB3	2.12	0.49
7:A6:52:VAL:HG13	7:A6:53:LYS:H	1.76	0.49
16:AF:125:LEU:HD23	16:AF:125:LEU:N	2.23	0.49
35:BA:1196:U:O2	35:BA:1196:U:C2'	2.59	0.49
35:BA:1330:U:H3'	35:BA:1331:G:O4'	2.12	0.49

Continued on next page...

Continued from previous page...

Atom-1	Atom-2	Interatomic distance (Å)	Clash overlap (Å)
15:AE:52:LEU:CD2	15:AE:76:ARG:HD3	2.41	0.49
13:AC:128:GLY:O	56:BW:58:A:C1'	2.61	0.49
56:BW:54:G:H2'	56:BW:55:U:C6	2.48	0.49
37:BC:8:ILE:HG13	37:BC:184:TYR:HB3	1.94	0.49
31:AX:83:VAL:CG1	31:AX:87:GLN:HE21	2.26	0.49
28:AU:50:ARG:O	28:AU:54:LYS:HE2	2.13	0.49
17:AG:33:ARG:HA	17:AG:172:LEU:HD11	1.94	0.49
11:AA:2464:C:HO2'	11:AA:2465:C:H6	1.59	0.49
35:BA:337:C:H2'	35:BA:338:A:C8	2.48	0.49
37:BC:54:ARG:NH1	37:BC:56:ASP:OD2	2.46	0.49
35:BA:16:A:C2'	35:BA:17:U:H5'	2.43	0.49
11:AA:729:G:OP1	14:AD:13:ARG:NH1	2.46	0.49
35:BA:193:C:O2'	35:BA:194:C:H5'	2.13	0.49
39:BE:79:GLU:O	39:BE:80:ILE:HG22	2.12	0.49
50:BP:63:GLY:O	50:BP:64:ALA:CB	2.60	0.49
24:AQ:72:LYS:HB3	24:AQ:94:VAL:CG2	2.42	0.49
35:BA:1292:U:P	41:BG:41:ARG:NH2	2.86	0.49
11:AA:882:G:H22	11:AA:894:C:N4	2.09	0.49
15:AE:16:ARG:HG2	15:AE:16:ARG:O	2.12	0.49
43:BI:22:GLY:O	43:BI:58:ARG:HA	2.13	0.49
33:AZ:7:ALA:O	33:AZ:61:LEU:HA	2.12	0.49
35:BA:1426:C:H2'	35:BA:1427:U:C6	2.48	0.49
24:AQ:39:PRO:HG3	24:AQ:99:PRO:CD	2.42	0.49
43:BI:17:VAL:HG21	43:BI:81:ILE:N	2.28	0.49
53:BS:43:GLU:C	53:BS:45:VAL:N	2.65	0.49
11:AA:719:C:O2'	11:AA:720:C:H5'	2.12	0.49
15:AE:47:VAL:O	15:AE:80:GLU:HA	2.13	0.49
35:BA:398:C:H2'	35:BA:399:G:C8	2.47	0.49
54:BT:32:ALA:O	54:BT:36:LEU:HB2	2.12	0.49
14:AD:31:LYS:O	14:AD:33:LEU:N	2.46	0.49
15:AE:179:GLU:O	15:AE:179:GLU:HG3	2.12	0.49
20:AK:123:UNK:O	20:AK:125:UNK:N	2.46	0.49
13:AC:141:LYS:NZ	13:AC:141:LYS:HB2	2.28	0.49
17:AG:28:VAL:HG12	17:AG:28:VAL:O	2.13	0.49
11:AA:1469:A:H2'	11:AA:1470:G:C8	2.47	0.49
7:A6:27:LYS:O	7:A6:28:ARG:C	2.50	0.49
16:AF:123:LEU:HD12	16:AF:124:LEU:H	1.78	0.49
27:AT:70:VAL:HG12	27:AT:71:GLY:O	2.13	0.49
28:AU:90:VAL:CG2	29:AV:47:VAL:HG21	2.42	0.49
47:BM:87:TYR:HE1	53:BS:81:ARG:NH2	2.11	0.49
16:AF:167:ALA:O	16:AF:168:ARG:C	2.51	0.49

Continued on next page...

Continued from previous page...

Atom-1	Atom-2	Interatomic distance (Å)	Clash overlap (Å)
14:AD:34:VAL:CG2	14:AD:35:LYS:H	2.25	0.49
27:AT:30:VAL:CG2	27:AT:83:ILE:HG13	2.43	0.49
14:AD:165:ILE:HG23	14:AD:173:VAL:HG21	1.94	0.49
35:BA:454:C:H5	35:BA:455:C:C2	2.31	0.49
17:AG:96:ARG:O	17:AG:97:ASP:HB2	2.12	0.49
35:BA:346:G:N3	35:BA:346:G:C2'	2.75	0.49
36:BB:35:GLU:HA	36:BB:39:ILE:O	2.13	0.49
7:A6:9:LEU:HD13	7:A6:9:LEU:O	2.12	0.49
14:AD:231:HIS:CE1	14:AD:232:PRO:HG2	2.48	0.49
36:BB:98:LEU:H	36:BB:101:MET:HE3	1.78	0.49
24:AQ:12:GLN:HE21	24:AQ:73:PRO:CD	2.26	0.49
5:A4:12:ALA:HB2	5:A4:29:PRO:HA	1.94	0.49
11:AA:861:A:H2'	11:AA:862:G:O4'	2.13	0.49
13:AC:148:ASN:O	13:AC:152:ILE:HG13	2.13	0.49
2:A1:52:ARG:O	2:A1:56:GLN:O	2.31	0.49
11:AA:2135:A:H2'	11:AA:2136:C:O4'	2.13	0.49
11:AA:1388:G:C2'	11:AA:1389:G:H5'	2.42	0.49
41:BG:47:CYS:HB3	41:BG:58:PRO:CB	2.43	0.49
35:BA:421:U:O2	35:BA:421:U:H3'	2.13	0.49
11:AA:363(E):U:C4	11:AA:363(F):A:H2	2.30	0.49
11:AA:2257:U:O2'	11:AA:2258:C:H5'	2.13	0.49
11:AA:873:G:O2'	11:AA:874:G:H5'	2.13	0.49
35:BA:123:C:OP2	35:BA:312:C:H5'	2.13	0.49
11:AA:1411:C:H2'	11:AA:1412:A:C8	2.48	0.49
11:AA:708:C:H5'	11:AA:709:U:OP2	2.13	0.49
35:BA:1262:C:H2'	35:BA:1263:C:H6	1.78	0.49
35:BA:911:U:O2'	35:BA:912:C:H5'	2.12	0.49
16:AF:125:LEU:N	16:AF:125:LEU:CD2	2.76	0.48
34:B2:6:GLU:C	34:B2:41:PHE:CE2	2.86	0.48
55:BU:18:TYR:HB3	55:BU:22:ARG:O	2.13	0.48
32:AY:28:LYS:NZ	32:AY:72:VAL:CG2	2.74	0.48
32:AY:7:VAL:CG2	32:AY:8:LYS:HZ3	2.26	0.48
11:AA:2789:C:H5'	11:AA:2790:A:OP1	2.13	0.48
27:AT:29:ARG:CB	27:AT:85:LYS:HA	2.42	0.48
12:AB:48:A:O2'	12:AB:49:C:H5'	2.12	0.48
28:AU:92:ARG:HH21	29:AV:10:LYS:HA	1.76	0.48
9:A8:33:ASN:O	11:AA:2420:C:OP1	2.31	0.48
14:AD:35:LYS:O	14:AD:36:PRO:C	2.51	0.48
37:BC:29:TYR:CD2	48:BN:36:PHE:CE1	3.01	0.48
36:BB:235:SER:OG	36:BB:236:TYR:HD1	1.96	0.48
17:AG:161:THR:C	17:AG:163:ALA:N	2.65	0.48

Continued on next page...

Continued from previous page...

Atom-1	Atom-2	Interatomic distance (Å)	Clash overlap (Å)
21:AN:125:GLY:HA3	21:AN:126:PRO:C	2.33	0.48
35:BA:1493:A:P	35:BA:1493:A:H3'	2.53	0.48
3:A2:63:VAL:C	3:A2:65:ASN:H	2.17	0.48
3:A2:65:ASN:HB3	3:A2:69:ARG:HH21	1.78	0.48
3:A2:69:ARG:O	3:A2:70:GLN:HB3	2.13	0.48
56:BV:22:A:N6	56:BV:47:G:H2'	2.25	0.48
30:AW:20:VAL:O	30:AW:23:LEU:HB2	2.13	0.48
51:BQ:59:ILE:HD13	51:BQ:73:VAL:HA	1.95	0.48
14:AD:206:LEU:CD2	14:AD:211:ARG:HG3	2.42	0.48
27:AT:128:GLU:O	27:AT:129:ARG:C	2.52	0.48
54:BT:82:SER:O	54:BT:86:ARG:HB2	2.13	0.48
41:BG:13:GLN:C	41:BG:13:GLN:HE21	2.16	0.48
11:AA:2099:U:H2'	11:AA:2100:G:H8	1.77	0.48
11:AA:860:U:C5	11:AA:917:A:N7	2.79	0.48
49:BO:68:ARG:HG3	49:BO:68:ARG:NH1	2.27	0.48
34:B2:68:TYR:OH	59:BZ:339:ARG:NH2	2.45	0.48
35:BA:1512:U:H2'	35:BA:1513:A:H8	1.78	0.48
11:AA:1572:A:O2'	11:AA:1573:G:H5'	2.12	0.48
11:AA:2360:A:O2'	11:AA:2361:A:P	2.71	0.48
11:AA:207:A:H2'	11:AA:208:C:O4'	2.13	0.48
4:A3:44:ARG:O	4:A3:48:GLU:HG2	2.13	0.48
11:AA:325:G:H2'	11:AA:326:G:H8	1.78	0.48
32:AY:4:LYS:HG3	32:AY:5:MET:N	2.28	0.48
14:AD:155:LEU:CD1	14:AD:155:LEU:N	2.76	0.48
11:AA:826:U:H2'	11:AA:828:U:O4'	2.13	0.48
45:BK:127:LYS:C	45:BK:129:SER:H	2.16	0.48
7:A6:17:LYS:HD3	7:A6:17:LYS:HA	1.70	0.48
11:AA:31:C:C3'	11:AA:32:C:H5''	2.40	0.48
23:AP:83:VAL:CB	23:AP:105:LEU:HD22	2.43	0.48
23:AP:82:GLY:O	23:AP:83:VAL:CB	2.61	0.48
23:AP:50:ARG:HG3	23:AP:51:PHE:N	2.27	0.48
15:AE:200:GLU:O	15:AE:200:GLU:HG2	2.12	0.48
15:AE:55:ASN:HD22	15:AE:58:ARG:HH11	1.55	0.48
6:A5:2:ALA:HA	11:AA:2015:A:C2'	2.42	0.48
15:AE:111:ARG:HD2	15:AE:160:TYR:CD2	2.48	0.48
26:AS:16:ASN:C	26:AS:18:ILE:N	2.66	0.48
26:AS:35:ILE:HG23	26:AS:35:ILE:O	2.14	0.48
28:AU:90:VAL:HG11	29:AV:40:LEU:HD21	1.95	0.48
11:AA:1464:C:H2'	11:AA:1465:G:C8	2.48	0.48
18:AH:12:PRO:CD	18:AH:15:VAL:HG21	2.36	0.48
37:BC:58:GLU:N	37:BC:65:ALA:CB	2.73	0.48

Continued on next page...

Continued from previous page...

Atom-1	Atom-2	Interatomic distance (Å)	Clash overlap (Å)
33:AZ:151:HIS:HA	33:AZ:171:ILE:CG1	2.31	0.48
7:A6:10:LEU:N	7:A6:10:LEU:HD22	2.16	0.48
14:AD:85:ASP:CG	14:AD:88:ARG:HH11	2.16	0.48
24:AQ:55:VAL:CG2	24:AQ:56:ARG:N	2.76	0.48
3:A2:2:LYS:O	3:A2:5:GLU:HG2	2.13	0.48
37:BC:112:SER:CB	37:BC:115:LEU:HD12	2.40	0.48
14:AD:232:PRO:HG3	14:AD:248:SER:O	2.13	0.48
35:BA:8:A:H2'	35:BA:8:A:OP1	2.13	0.48
11:AA:268:C:O2	11:AA:268:C:H2'	2.12	0.48
35:BA:991:U:O2	35:BA:991:U:C2'	2.60	0.48
12:AB:35:U:H2'	12:AB:36:C:C6	2.48	0.48
11:AA:638:G:C5	11:AA:651:G:C2	3.02	0.48
35:BA:192:U:H2'	35:BA:193:C:H6	1.78	0.48
35:BA:1075:C:H4'	35:BA:1101:A:N6	2.27	0.48
52:BR:70:ILE:HG22	52:BR:70:ILE:O	2.13	0.48
11:AA:80:G:C2'	11:AA:81:G:H5'	2.44	0.48
11:AA:373:U:H2'	11:AA:374:A:H8	1.78	0.48
14:AD:65:ILE:HD13	14:AD:65:ILE:O	2.13	0.48
11:AA:1006:C:O2	21:AN:106:MET:HG2	2.12	0.48
35:BA:860:A:H2'	35:BA:861:G:O4'	2.13	0.48
35:BA:1226:C:N4	47:BM:104:ARG:HD2	2.28	0.48
11:AA:2158:A:H4'	11:AA:2159:G:H5'	1.94	0.48
1:A0:73:GLY:C	1:A0:75:LEU:H	2.17	0.48
35:BA:114:U:H2'	35:BA:115:G:C8	2.48	0.48
35:BA:116:A:H2'	35:BA:117:G:O4'	2.13	0.48
11:AA:320:A:H4'	11:AA:322:A:N7	2.27	0.48
30:AW:18:ARG:HG3	30:AW:18:ARG:HH11	1.78	0.48
37:BC:147:LYS:HB2	37:BC:203:PHE:CD2	2.47	0.48
1:A0:24:LYS:O	1:A0:25:ARG:HD3	2.12	0.48
11:AA:1824:G:OP2	14:AD:52:ARG:HD2	2.13	0.48
36:BB:218:ALA:O	36:BB:222:ILE:HG12	2.12	0.48
14:AD:264:LYS:HD3	14:AD:266:SER:HB3	1.95	0.48
38:BD:126:ILE:HG22	38:BD:127:THR:N	2.28	0.48
38:BD:14:ARG:HB2	38:BD:40:PRO:HD2	1.94	0.48
7:A6:22:ALA:CB	7:A6:39:TYR:CZ	2.95	0.48
11:AA:2123:G:O2'	11:AA:2124:G:H5'	2.13	0.48
33:AZ:125:LEU:HG	33:AZ:125:LEU:O	2.13	0.48
16:AF:107:LYS:O	16:AF:110:LEU:N	2.46	0.48
16:AF:20:LEU:H	16:AF:24:LEU:CD2	2.09	0.48
6:A5:7:PRO:HA	11:AA:2615:U:C2	2.49	0.48
34:B2:81:LEU:HB2	34:B2:86:LEU:HD13	1.95	0.48

Continued on next page...

Continued from previous page...

Atom-1	Atom-2	Interatomic distance (Å)	Clash overlap (Å)
58:BY:2:G:O2'	58:BY:3:G:H5'	2.13	0.48
59:BZ:84:GLY:O	59:BZ:85:HIS:CB	2.62	0.48
56:BW:17:C:OP1	56:BW:62:C:H5'	2.13	0.48
56:BW:56:U:H2'	56:BW:58:A:OP2	2.14	0.48
53:BS:63:THR:HG23	53:BS:65:ASN:H	1.77	0.48
11:AA:143:G:O4'	31:AX:37:THR:HG21	2.13	0.48
47:BM:40:ASN:ND2	47:BM:43:THR:HG23	2.22	0.48
37:BC:16:ARG:HH11	37:BC:16:ARG:CB	2.25	0.48
27:AT:119:LYS:HB2	35:BA:1442(A):G:H22	1.79	0.48
38:BD:61:LYS:HE3	38:BD:207:TYR:OH	2.12	0.48
15:AE:186:GLY:O	15:AE:187:ALA:HB3	2.12	0.48
16:AF:139:PHE:O	16:AF:140:LEU:C	2.51	0.48
11:AA:1045:A:N3	11:AA:1047:G:N2	2.61	0.48
15:AE:132:HIS:CE1	15:AE:135:HIS:NE2	2.82	0.48
12:AB:30:C:H1'	12:AB:57:A:N6	2.22	0.48
35:BA:386:C:C2'	35:BA:387:U:H5'	2.44	0.48
30:AW:14:PRO:HG3	30:AW:101:SER:HB3	1.94	0.48
50:BP:38:TYR:HE1	50:BP:50:LYS:HE2	1.78	0.48
35:BA:1258:G:O2'	35:BA:1259:C:C5'	2.60	0.48
11:AA:882:G:O5'	11:AA:882:G:H8	1.95	0.48
11:AA:882:G:H22	11:AA:894:C:H42	1.60	0.48
39:BE:105:VAL:HB	39:BE:106:PRO:CD	2.43	0.48
21:AN:120:LEU:HD13	21:AN:120:LEU:C	2.34	0.48
27:AT:107:ASP:HB2	35:BA:1432:G:OP1	2.13	0.48
44:BJ:89:ASP:O	44:BJ:90:LEU:HD13	2.14	0.48
11:AA:2722:G:H2'	11:AA:2723:C:C6	2.47	0.48
30:AW:69:LEU:HD13	30:AW:107:LEU:HD23	1.93	0.48
11:AA:2360:A:O2'	11:AA:2361:A:O5'	2.31	0.48
8:A7:33:ARG:NH1	11:AA:467:G:OP1	2.46	0.48
11:AA:322:A:H5'	11:AA:340:A:H1'	1.95	0.48
2:A1:45:ASN:HD21	11:AA:2090:G:H21	1.61	0.48
20:AK:7:UNK:CB	20:AK:58:UNK:HA	2.44	0.48
28:AU:66:ASN:ND2	28:AU:76:TYR:H	2.12	0.48
11:AA:2733:A:H2'	11:AA:2734:A:H5'	1.95	0.48
11:AA:1564:C:O2'	11:AA:1565:C:H5'	2.13	0.48
11:AA:2647:U:H2'	11:AA:2648:C:C6	2.47	0.48
35:BA:979:C:C2'	35:BA:980:C:H5''	2.43	0.48
58:BY:16:U:H3'	58:BY:17:C:C5'	2.43	0.48
15:AE:79:ARG:N	15:AE:79:ARG:HD2	2.29	0.48
56:BW:16:C:O2'	56:BW:17:C:H5'	2.12	0.48
17:AG:47:LYS:CG	17:AG:81:LYS:HG3	2.42	0.48

Continued on next page...

Continued from previous page...

Atom-1	Atom-2	Interatomic distance (Å)	Clash overlap (Å)
27:AT:65:LYS:HA	27:AT:65:LYS:NZ	2.28	0.48
5:A4:11:PRO:HD3	5:A4:25:TYR:CE2	2.48	0.48
11:AA:1070:A:H2'	11:AA:1097:U:OP2	2.13	0.48
11:AA:2422:A:O4'	56:BW:77:A:H2	1.96	0.48
47:BM:120:LYS:HE3	47:BM:121:LYS:N	2.26	0.48
53:BS:51:VAL:O	53:BS:57:HIS:HA	2.13	0.48
11:AA:2533:A:OP2	11:AA:2665:A:H1'	2.13	0.48
14:AD:26:LYS:HE2	14:AD:26:LYS:HA	1.96	0.48
5:A4:24:THR:HG21	17:AG:104:GLU:HG2	1.95	0.48
11:AA:654(J):A:H8	11:AA:654(L):G:C8	2.32	0.48
11:AA:1048:A:N6	11:AA:1111:A:C8	2.82	0.48
38:BD:70:ILE:HD11	38:BD:100:ARG:HD2	1.95	0.48
46:BL:60:LEU:N	46:BL:60:LEU:HD22	2.28	0.48
13:AC:187:ASP:HA	13:AC:190:ARG:HH11	1.77	0.48
11:AA:1331:A:H2'	11:AA:1332:G:H5''	1.95	0.48
3:A2:4:SER:HA	3:A2:7:ARG:HD2	1.94	0.48
15:AE:87:GLU:O	15:AE:87:GLU:HG3	2.13	0.48
11:AA:754:C:H2'	11:AA:755:C:C6	2.48	0.48
59:BZ:150:VAL:HA	59:BZ:153:GLU:HG2	1.94	0.48
11:AA:845:G:O2'	11:AA:846:C:C5	2.65	0.48
11:AA:1856:G:O2'	11:AA:1857:G:H5'	2.14	0.48
11:AA:1708:C:H2'	11:AA:1709:U:C6	2.49	0.48
34:B2:71:VAL:HG12	34:B2:72:ASP:N	2.28	0.48
1:A0:58:THR:HG22	1:A0:59:LEU:N	2.29	0.48
7:A6:15:GLU:HG2	7:A6:18:ARG:HH12	1.78	0.48
7:A6:27:LYS:HE3	7:A6:30:THR:H	1.78	0.48
11:AA:2121:G:H4'	13:AC:167:LYS:HD3	1.96	0.48
6:A5:53:ALA:O	6:A5:54:GLY:C	2.52	0.48
59:BZ:331:HIS:CD2	59:BZ:331:HIS:C	2.87	0.48
23:AP:35:HIS:HB3	23:AP:36:LYS:HG2	1.96	0.48
13:AC:79:LYS:HD2	13:AC:97:GLU:OE1	2.12	0.48
47:BM:108:ARG:HD2	47:BM:108:ARG:N	2.27	0.48
26:AS:35:ILE:CD1	26:AS:99:LYS:HE3	2.44	0.48
28:AU:88:ILE:O	28:AU:90:VAL:N	2.45	0.48
5:A4:9:LEU:CD1	5:A4:25:TYR:HB3	2.43	0.48
35:BA:1063:C:H2'	35:BA:1064:G:C8	2.48	0.48
59:BZ:255:ILE:HD11	59:BZ:293:VAL:HG11	1.95	0.48
11:AA:1022:G:N7	21:AN:66:LYS:HE3	2.28	0.48
11:AA:654(J):A:C8	11:AA:654(L):G:H8	2.31	0.48
38:BD:89:THR:O	38:BD:91:SER:N	2.46	0.48
14:AD:3:VAL:H	14:AD:20:ASP:HB2	1.79	0.48

Continued on next page...

Continued from previous page...

Atom-1	Atom-2	Interatomic distance (Å)	Clash overlap (Å)
50:BP:17:TYR:N	50:BP:17:TYR:CD1	2.80	0.48
50:BP:6:LEU:N	50:BP:6:LEU:HD12	2.29	0.48
36:BB:162:ILE:HG22	36:BB:182:ILE:HG22	1.95	0.48
33:AZ:19:ARG:O	33:AZ:21:ALA:N	2.47	0.48
33:AZ:139:VAL:O	33:AZ:140:ASP:CB	2.61	0.48
29:AV:35:LEU:HB3	29:AV:37:VAL:CG2	2.44	0.48
59:BZ:181:GLU:HA	59:BZ:184:LYS:HD2	1.94	0.48
11:AA:2307:G:H3'	11:AA:2308:G:C5'	2.43	0.48
12:AB:81:G:H2'	12:AB:82:G:C5'	2.43	0.48
12:AB:87:G:H5''	12:AB:88:C:OP2	2.14	0.48
36:BB:79:ASP:O	36:BB:81:VAL:N	2.47	0.48
41:BG:44:TYR:O	41:BG:47:CYS:N	2.46	0.48
11:AA:2115:G:H5'	11:AA:2167:U:O2'	2.14	0.48
44:BJ:8:LEU:HA	44:BJ:95:GLU:O	2.12	0.48
13:AC:67:GLY:HA2	13:AC:159:GLY:HA2	1.94	0.48
20:AK:86:UNK:O	20:AK:87:UNK:CB	2.60	0.48
11:AA:1429:G:H2'	11:AA:1430:C:C6	2.49	0.48
14:AD:153:ALA:O	14:AD:154:LYS:HG2	2.14	0.48
9:A8:2:PRO:O	9:A8:3:LYS:C	2.51	0.48
34:B2:2:ALA:HB2	34:B2:35:ARG:HA	1.96	0.48
11:AA:2630:G:C1'	11:AA:2894:G:H1'	2.41	0.48
15:AE:75:VAL:HG12	15:AE:76:ARG:N	2.28	0.48
22:AO:80:ASP:OD2	27:AT:71:GLY:CA	2.62	0.48
28:AU:92:ARG:HH22	29:AV:10:LYS:CA	2.26	0.48
13:AC:222:VAL:O	13:AC:224:ILE:HG23	2.13	0.48
17:AG:138:GLN:O	17:AG:140:ILE:N	2.46	0.48
11:AA:1528:A:N1	11:AA:1542:A:H2	2.10	0.48
47:BM:116:THR:O	47:BM:117:VAL:C	2.49	0.48
9:A8:33:ASN:HA	9:A8:36:LYS:CD	2.43	0.48
15:AE:185:LYS:O	15:AE:186:GLY:O	2.31	0.48
25:AR:27:SER:O	25:AR:30:THR:HG22	2.14	0.48
12:AB:17:C:N4	12:AB:68:C:H42	2.08	0.48
17:AG:34:LEU:CD1	17:AG:99:MET:SD	3.02	0.48
2:A1:80:LEU:HB3	2:A1:82:LEU:HD13	1.96	0.48
27:AT:56:GLY:O	27:AT:59:THR:CG2	2.61	0.48
11:AA:1042:G:C2	11:AA:1043:C:H1'	2.48	0.48
14:AD:2:ALA:O	14:AD:3:VAL:CB	2.61	0.48
14:AD:210:GLY:C	14:AD:212:SER:N	2.67	0.48
16:AF:65:TRP:CH2	16:AF:75:HIS:HD2	2.32	0.48
11:AA:118:A:C8	11:AA:119:A:C8	3.02	0.48
35:BA:177:C:OP1	54:BT:65:LYS:HD3	2.13	0.48

Continued on next page...

Continued from previous page...

Atom-1	Atom-2	Interatomic distance (Å)	Clash overlap (Å)
18:AH:70:THR:HG22	18:AH:74:ASN:ND2	2.29	0.48
52:BR:36:ASN:HB2	52:BR:39:VAL:HG23	1.94	0.48
11:AA:306:U:H2'	11:AA:307:G:O4'	2.13	0.48
35:BA:630:G:C2'	35:BA:631:G:H5'	2.42	0.48
11:AA:1029:A:C2'	11:AA:1030:G:H5'	2.43	0.48
35:BA:357:G:O2'	35:BA:358:U:H5'	2.14	0.48
46:BL:34:ARG:CG	46:BL:35:GLY:N	2.77	0.48
11:AA:2136:C:H2'	11:AA:2137:C:C6	2.49	0.48
35:BA:779:C:O2'	35:BA:780:A:H5'	2.14	0.48
11:AA:1860:G:H1	11:AA:1882:C:H42	1.61	0.48
45:BK:69:ALA:HB1	45:BK:103:LEU:HD23	1.95	0.48
11:AA:1907:G:H2'	11:AA:1908:C:H6	1.79	0.48
52:BR:34:TYR:CD1	52:BR:35:ARG:HG3	2.49	0.48
29:AV:22:VAL:O	29:AV:23:GLU:CB	2.61	0.48
20:AK:123:UNK:C	20:AK:125:UNK:N	2.75	0.48
12:AB:4:C:H2'	12:AB:5:C:C6	2.48	0.48
11:AA:1691:C:O2'	11:AA:1692:U:H5'	2.14	0.48
35:BA:415:A:H2'	35:BA:416:G:C8	2.48	0.48
35:BA:144:G:H1	35:BA:178:C:H42	1.60	0.48
1:A0:56:ASP:O	1:A0:57:PHE:CB	2.61	0.48
59:BZ:314:THR:HG22	59:BZ:377:PRO:HB3	1.96	0.48
11:AA:806:C:C5	23:AP:39:LYS:HE2	2.48	0.48
11:AA:833:U:H5''	23:AP:48:PRO:CB	2.43	0.48
53:BS:4:SER:C	53:BS:5:LEU:O	2.51	0.48
32:AY:7:VAL:CG2	32:AY:8:LYS:NZ	2.76	0.48
13:AC:124:GLY:CA	56:BW:57:C:O2'	2.58	0.48
23:AP:16:ARG:CG	23:AP:17:LYS:N	2.76	0.48
26:AS:12:PHE:HD1	26:AS:12:PHE:H	1.60	0.48
28:AU:92:ARG:HG2	28:AU:94:ASN:H	1.79	0.48
28:AU:92:ARG:HD2	29:AV:11:GLN:HG3	1.95	0.48
13:AC:214:VAL:HG21	13:AC:224:ILE:HD13	1.95	0.48
26:AS:106:ARG:O	26:AS:107:GLU:O	2.32	0.48
47:BM:22:ILE:HB	47:BM:25:ILE:HB	1.96	0.48
38:BD:145:GLU:CD	38:BD:145:GLU:H	2.15	0.48
21:AN:63:THR:HB	21:AN:66:LYS:NZ	2.28	0.48
35:BA:1279:A:O2'	35:BA:1282:C:N4	2.46	0.48
27:AT:83:ILE:O	27:AT:84:GLN:C	2.52	0.48
11:AA:654(O):G:C5	11:AA:654(P):C:N4	2.81	0.48
11:AA:2511:U:H2'	11:AA:2512:C:C6	2.48	0.48
5:A4:20:ASN:HD22	5:A4:20:ASN:C	2.17	0.48
35:BA:1219:U:H2'	35:BA:1220:G:H8	1.78	0.48

Continued on next page...

Continued from previous page...

Atom-1	Atom-2	Interatomic distance (Å)	Clash overlap (Å)
46:BL:55:VAL:HG22	46:BL:56:ALA:N	2.27	0.48
35:BA:457:C:H2'	35:BA:458:C:C6	2.48	0.48
44:BJ:70:ARG:HG2	44:BJ:70:ARG:HH11	1.78	0.48
34:B2:130:ARG:HA	34:B2:130:ARG:NH1	2.18	0.48
36:BB:169:LYS:C	36:BB:171:ALA:H	2.16	0.48
11:AA:2632:A:H2	15:AE:61:ARG:HD2	1.77	0.48
14:AD:3:VAL:HG21	14:AD:203:ASN:HB2	1.96	0.48
40:BF:91:VAL:HG12	40:BF:92:LYS:O	2.13	0.48
30:AW:46:PHE:O	30:AW:50:VAL:HG12	2.13	0.48
27:AT:129:ARG:O	27:AT:129:ARG:HG3	2.13	0.48
12:AB:42:C:N4	17:AG:91:ARG:NH1	2.62	0.48
11:AA:2691:C:H5'	11:AA:2691:C:C6	2.45	0.48
35:BA:1414:U:H2'	35:BA:1415:G:H8	1.77	0.48
35:BA:627:G:O2'	35:BA:628:G:H5'	2.13	0.48
18:AH:158:HIS:HD1	18:AH:168:PRO:HB2	1.78	0.48
35:BA:969:A:C2'	35:BA:970:C:H5'	2.43	0.48
11:AA:863:A:O2'	12:AB:101:G:H1'	2.14	0.48
58:BY:80:A:H2'	58:BY:81:C:C6	2.49	0.48
45:BK:115:PRO:C	45:BK:117:ASN:N	2.67	0.48
11:AA:898:C:H2'	11:AA:899:A:C5'	2.44	0.48
58:BY:7:G:H5'	58:BY:8:A:OP1	2.14	0.48
32:AY:30:VAL:HG12	32:AY:31:LEU:N	2.28	0.48
35:BA:1118:C:H2'	35:BA:1119:C:C6	2.49	0.48
37:BC:124:ILE:C	37:BC:126:ARG:H	2.17	0.48
35:BA:786:G:H2'	35:BA:787:A:O4'	2.14	0.48
45:BK:24:SER:OG	45:BK:25:TYR:N	2.47	0.48
38:BD:127:THR:HA	38:BD:132:ARG:HA	1.96	0.48
2:A1:23:LYS:HE3	56:BW:74:A:O2'	2.14	0.48
44:BJ:56:HIS:O	44:BJ:58:ASP:O	2.31	0.48
12:AB:7:G:C2'	12:AB:8:U:H5''	2.42	0.48
27:AT:66:VAL:O	27:AT:66:VAL:HG23	2.12	0.48
5:A4:26:SER:HB3	17:AG:105:LYS:NZ	2.29	0.48
37:BC:8:ILE:O	37:BC:11:ARG:N	2.33	0.48
27:AT:119:LYS:HB2	35:BA:1442(A):G:N2	2.28	0.48
59:BZ:226:GLU:HG2	59:BZ:239:THR:O	2.14	0.48
10:A9:7:VAL:HG12	10:A9:25:VAL:HG21	1.95	0.48
24:AQ:55:VAL:O	24:AQ:56:ARG:C	2.52	0.48
29:AV:66:ARG:HG2	29:AV:88:ARG:HB3	1.96	0.48
11:AA:2591:C:H2'	11:AA:2592:G:H8	1.75	0.48
35:BA:346:G:O2'	35:BA:347:G:P	2.71	0.48
12:AB:56:G:O2'	12:AB:57:A:OP2	2.30	0.48

Continued on next page...

Continued from previous page...

Atom-1	Atom-2	Interatomic distance (Å)	Clash overlap (Å)
39:BE:145:LYS:O	39:BE:149:GLU:HG2	2.14	0.48
21:AN:34:LEU:HD23	21:AN:52:VAL:CG2	2.44	0.48
35:BA:393:A:C2'	35:BA:394:G:H5'	2.44	0.48
51:BQ:27:PHE:HD1	51:BQ:28:PRO:O	1.97	0.48
41:BG:23:VAL:HG13	41:BG:43:PHE:CE2	2.47	0.48
39:BE:82:VAL:CG2	39:BE:138:ALA:HA	2.42	0.48
38:BD:129:ASN:H	38:BD:129:ASN:HD22	1.59	0.48
29:AV:37:VAL:HG23	29:AV:37:VAL:O	2.13	0.48
42:BH:13:ILE:O	42:BH:17:THR:HG23	2.13	0.48
11:AA:2555:U:C2'	11:AA:2556:C:H5'	2.42	0.48
11:AA:1590:U:C2'	11:AA:1591:G:H5''	2.44	0.48
58:BY:63:U:C2'	58:BY:64:G:H5'	2.43	0.48
35:BA:1512:U:H2'	35:BA:1513:A:C8	2.49	0.48
51:BQ:10:VAL:HG23	51:BQ:55:ASP:O	2.13	0.48
32:AY:6:HIS:HB3	32:AY:35:TYR:OH	2.14	0.48
11:AA:1827:C:O2'	11:AA:1828:G:H5'	2.13	0.48
11:AA:720:C:H6	11:AA:720:C:O5'	1.97	0.48
18:AH:49:VAL:O	18:AH:50:VAL:HG22	2.13	0.48
35:BA:1041:A:H2'	35:BA:1042:G:H8	1.78	0.48
11:AA:614:U:O4'	11:AA:614:U:O2	2.31	0.48
16:AF:194:MET:CE	16:AF:199:TRP:HD1	2.27	0.48
11:AA:626:U:C2	23:AP:105:LEU:HG	2.49	0.48
34:B2:58:LEU:HD23	34:B2:60:ILE:CD1	2.44	0.48
27:AT:89:VAL:CG2	27:AT:91:ARG:HE	2.26	0.48
32:AY:26:LYS:CG	32:AY:27:VAL:H	2.18	0.48
11:AA:1190:G:H5'	23:AP:35:HIS:N	2.24	0.48
33:AZ:104:PHE:CE2	33:AZ:119:GLU:HB3	2.49	0.48
26:AS:66:ALA:CA	26:AS:69:VAL:HG12	2.44	0.48
32:AY:50:ARG:O	32:AY:51:VAL:C	2.52	0.48
16:AF:158:THR:HG23	16:AF:160:ASN:H	1.78	0.48
31:AX:12:VAL:HG12	31:AX:27:THR:N	2.29	0.48
27:AT:30:VAL:HG23	27:AT:30:VAL:O	2.13	0.48
54:BT:74:LYS:HG2	54:BT:75:ASN:N	2.29	0.48
40:BF:43:LEU:H	40:BF:43:LEU:CD2	2.20	0.48
35:BA:878:G:H5''	42:BH:89:PRO:HG2	1.96	0.48
11:AA:1041:G:H22	11:AA:1114:G:N2	2.11	0.48
36:BB:28:PHE:CZ	36:BB:189:ASP:HA	2.48	0.48
54:BT:57:ARG:HB2	54:BT:57:ARG:NH1	2.29	0.48
39:BE:31:LEU:HD23	39:BE:45:PHE:CD1	2.48	0.48
11:AA:1271:G:O3'	11:AA:1272:A:H4'	2.14	0.48
11:AA:1499:C:C2'	11:AA:1500:G:H5'	2.44	0.48

Continued on next page...

Continued from previous page...

Atom-1	Atom-2	Interatomic distance (Å)	Clash overlap (Å)
35:BA:162:A:N7	35:BA:163:C:H1'	2.28	0.48
36:BB:8:LYS:O	36:BB:10:LEU:N	2.47	0.48
35:BA:956:U:H2'	35:BA:957:U:C6	2.47	0.48
33:AZ:51:ALA:HB3	33:AZ:57:ILE:HD11	1.95	0.48
11:AA:440:G:H2'	11:AA:441:U:C6	2.48	0.48
11:AA:2001:A:H4'	11:AA:2689:U:H2'	1.96	0.48
43:BI:63:ILE:CD1	43:BI:81:ILE:HD11	2.44	0.48
11:AA:65:C:H2'	11:AA:66:C:H6	1.78	0.48
34:B2:124:LYS:CG	34:B2:124:LYS:O	2.61	0.48
11:AA:990:A:N6	11:AA:1186:G:H1'	2.28	0.48
11:AA:420:C:H2'	11:AA:421:U:C6	2.49	0.48
35:BA:1070:U:H5'	39:BE:18:ARG:HH22	1.79	0.48
35:BA:637:G:H2'	35:BA:638:G:C8	2.48	0.48
11:AA:654(E):G:O2'	11:AA:654(F):C:H5'	2.14	0.48
11:AA:2693:A:H2'	11:AA:2694:G:H8	1.79	0.48
35:BA:436:C:H5"	38:BD:156:GLU:CD	2.35	0.48
7:A6:27:LYS:HG3	7:A6:27:LYS:O	2.14	0.48
11:AA:2120:G:H21	13:AC:167:LYS:HZ1	1.61	0.48
18:AH:52:VAL:CB	18:AH:69:ARG:HD3	2.18	0.48
33:AZ:71:VAL:HG11	33:AZ:74:VAL:HG23	1.95	0.48
14:AD:241:PRO:O	14:AD:243:GLY:N	2.47	0.48
38:BD:107:ARG:HD2	38:BD:173:TRP:HZ2	1.78	0.48
12:AB:7:G:O5'	26:AS:29:PHE:CE2	2.67	0.48
44:BJ:38:ILE:CG1	44:BJ:71:LEU:HB3	2.44	0.48
44:BJ:7:LYS:HG2	44:BJ:71:LEU:HD13	1.94	0.48
27:AT:78:LEU:CD2	27:AT:78:LEU:O	2.61	0.48
12:AB:48:A:H4'	26:AS:95:HIS:HD2	1.79	0.48
13:AC:10:LEU:HD12	13:AC:32:LEU:CD2	2.37	0.48
17:AG:110:ALA:HB1	17:AG:140:ILE:HD13	1.95	0.48
17:AG:109:VAL:HG21	17:AG:142:PRO:HB3	1.96	0.48
59:BZ:284:ASP:HB3	59:BZ:286:VAL:HG13	1.96	0.48
11:AA:1022:G:N2	11:AA:1142(A):A:C2	2.82	0.48
33:AZ:180:VAL:O	33:AZ:181:GLU:C	2.52	0.48
30:AW:6:ILE:HA	30:AW:103:ILE:O	2.13	0.48
11:AA:1721:G:C2	11:AA:1739:U:OP1	2.66	0.48
17:AG:67:LYS:N	17:AG:67:LYS:CD	2.68	0.48
36:BB:200:ILE:HG22	36:BB:201:ILE:H	1.79	0.48
11:AA:1221(A):C:H2'	11:AA:1222:C:C6	2.49	0.48
11:AA:1188:U:H2'	11:AA:1189:A:C5'	2.43	0.48
35:BA:737:A:H2'	35:BA:738:C:C6	2.49	0.48
35:BA:404:U:H5"	38:BD:122:ARG:HG2	1.96	0.48

Continued on next page...

Continued from previous page...

Atom-1	Atom-2	Interatomic distance (Å)	Clash overlap (Å)
24:AQ:35:VAL:HG11	24:AQ:130:LYS:CE	2.43	0.48
27:AT:125:ARG:HG2	27:AT:125:ARG:HH11	1.79	0.48
35:BA:689:C:H2'	35:BA:690:G:O4'	2.13	0.48
35:BA:40:C:H2'	35:BA:41:G:C8	2.48	0.48
11:AA:2117:A:H2'	11:AA:2118:U:H3'	1.96	0.48
47:BM:13:LYS:O	47:BM:45:VAL:HG23	2.13	0.48
37:BC:105:GLU:HG2	37:BC:106:VAL:N	2.29	0.48
35:BA:323:U:H2'	35:BA:324:G:O4'	2.13	0.48
11:AA:1847:A:H2'	11:AA:1847:A:N3	2.29	0.48
11:AA:530:G:C5	11:AA:2022:U:H5''	2.49	0.48
35:BA:1440:C:H2'	35:BA:1441:G:O4'	2.14	0.48
35:BA:408:A:O4'	38:BD:116:GLN:NE2	2.47	0.47
38:BD:31:CYS:O	38:BD:32:ALA:HB3	2.13	0.47
11:AA:2121:G:O2'	13:AC:167:LYS:HD3	2.13	0.47
33:AZ:154:ASP:H	33:AZ:155:LEU:CD2	2.27	0.47
23:AP:98:GLU:O	23:AP:101:VAL:HG22	2.14	0.47
23:AP:105:LEU:O	23:AP:106:LEU:CB	2.62	0.47
26:AS:88:ASP:CG	26:AS:89:ARG:N	2.67	0.47
15:AE:5:LEU:HD11	15:AE:79:ARG:HB2	1.95	0.47
26:AS:102:ALA:O	26:AS:103:GLU:HG2	2.13	0.47
21:AN:131:GLN:HE22	21:AN:133:GLN:H	1.60	0.47
11:AA:389:G:H22	23:AP:72:PRO:HD3	1.78	0.47
28:AU:92:ARG:NH2	29:AV:11:GLN:N	2.60	0.47
47:BM:6:GLY:O	47:BM:8:GLU:N	2.46	0.47
11:AA:1544:A:H2'	11:AA:1545:A:C8	2.49	0.47
37:BC:65:ALA:O	37:BC:100:ALA:O	2.32	0.47
35:BA:926:G:H2'	35:BA:1505:G:N3	2.29	0.47
14:AD:26:LYS:O	14:AD:27:THR:CB	2.61	0.47
24:AQ:54:MET:SD	24:AQ:121:ALA:HB2	2.54	0.47
44:BJ:12:ASP:O	44:BJ:16:LEU:HB3	2.14	0.47
11:AA:1047:G:C2	11:AA:1110:G:H2'	2.49	0.47
36:BB:89:GLY:O	36:BB:90:MET:HE2	2.14	0.47
49:BO:53:HIS:O	49:BO:56:LEU:HB3	2.14	0.47
36:BB:97:TRP:CZ2	36:BB:102:LEU:HD13	2.49	0.47
3:A2:63:VAL:HA	3:A2:66:GLU:CG	2.44	0.47
14:AD:136:ILE:CG2	14:AD:140:THR:OG1	2.62	0.47
36:BB:147:LYS:HG2	36:BB:147:LYS:O	2.12	0.47
18:AH:149:ARG:HD3	18:AH:164:TYR:CE1	2.49	0.47
35:BA:594:G:H2'	35:BA:595:G:C5'	2.44	0.47
59:BZ:248:LYS:CE	59:BZ:279:GLU:HB3	2.42	0.47
28:AU:57:PHE:O	28:AU:58:ARG:C	2.52	0.47

Continued on next page...

Continued from previous page...

Atom-1	Atom-2	Interatomic distance (Å)	Clash overlap (Å)
35:BA:658:G:H2'	35:BA:659:U:C6	2.49	0.47
11:AA:189:G:H2'	11:AA:205:G:N2	2.30	0.47
47:BM:107:ALA:C	47:BM:109:THR:H	2.17	0.47
14:AD:97:TYR:HB3	14:AD:99:ASP:HB2	1.96	0.47
35:BA:646:U:H2'	35:BA:647:C:C6	2.49	0.47
53:BS:31:ILE:HG23	53:BS:49:ILE:HA	1.95	0.47
4:A3:15:TYR:HD2	4:A3:19:GLN:HE22	1.62	0.47
11:AA:2653:U:O2'	18:AH:110:SER:HB2	2.14	0.47
26:AS:26:LEU:HD22	26:AS:87:PHE:CE1	2.49	0.47
38:BD:79:PHE:O	38:BD:82:ALA:HB3	2.14	0.47
7:A6:45:LYS:O	7:A6:45:LYS:HG2	2.14	0.47
18:AH:40:GLU:O	18:AH:41:MET:CB	2.61	0.47
9:A8:4:MET:HE2	11:AA:592:G:N3	2.28	0.47
35:BA:975:A:H62	44:BJ:60:ARG:HH12	1.61	0.47
36:BB:74:LYS:HZ1	36:BB:76:GLN:NE2	2.11	0.47
11:AA:2185:C:C2'	11:AA:2186:G:C5'	2.90	0.47
23:AP:83:VAL:HA	23:AP:105:LEU:CD2	2.41	0.47
34:B2:6:GLU:OE1	34:B2:6:GLU:N	2.47	0.47
43:BI:9:ARG:HB3	43:BI:104:ARG:HH22	1.78	0.47
32:AY:26:LYS:HG2	32:AY:27:VAL:N	2.25	0.47
29:AV:95:LEU:HD23	29:AV:96:ILE:N	2.29	0.47
15:AE:48:GLN:CD	15:AE:78:LEU:HD13	2.34	0.47
17:AG:42:GLY:HA2	17:AG:90:LEU:N	2.29	0.47
11:AA:1070:A:N3	11:AA:1097:U:H4'	2.28	0.47
47:BM:117:VAL:HG12	47:BM:117:VAL:O	2.14	0.47
16:AF:162:LEU:CD1	16:AF:162:LEU:H	2.28	0.47
40:BF:34:GLY:O	40:BF:67:MET:HB2	2.13	0.47
33:AZ:146:ILE:HG13	33:AZ:147:GLY:N	2.29	0.47
17:AG:131:TYR:HB3	17:AG:159:VAL:HG11	1.96	0.47
11:AA:146:G:H2'	11:AA:147:U:H5'	1.96	0.47
11:AA:1112:G:H2'	11:AA:1113:U:O4'	2.14	0.47
52:BR:25:THR:CG2	52:BR:42:ARG:HH11	2.27	0.47
43:BI:37:PHE:CD1	43:BI:70:LYS:HD2	2.49	0.47
25:AR:85:PRO:C	25:AR:87:TYR:H	2.17	0.47
44:BJ:65:LEU:CD1	48:BN:55:GLY:HA3	2.43	0.47
2:A1:29:GLY:C	2:A1:31:GLY:H	2.17	0.47
11:AA:1038:C:C2'	11:AA:1039:G:H5''	2.44	0.47
2:A1:73:LEU:O	2:A1:77:ALA:HB2	2.15	0.47
11:AA:2197:U:O2'	11:AA:2198:A:H2'	2.13	0.47
14:AD:65:ILE:HD11	14:AD:67:PHE:CE2	2.49	0.47
11:AA:2031:A:C6	11:AA:2498:C:H1'	2.49	0.47

Continued on next page...

Continued from previous page...

Atom-1	Atom-2	Interatomic distance (Å)	Clash overlap (Å)
11:AA:204:A:O3'	11:AA:205:G:H4'	2.14	0.47
35:BA:601:C:O2'	35:BA:602:A:H5'	2.15	0.47
59:BZ:140:MET:HA	59:BZ:140:MET:CE	2.44	0.47
35:BA:687:A:N3	35:BA:688:G:H1'	2.29	0.47
15:AE:93:VAL:C	15:AE:95:ILE:N	2.67	0.47
11:AA:359:A:H2'	11:AA:360:G:O4'	2.14	0.47
11:AA:1412:A:H2'	11:AA:1413:G:O4'	2.14	0.47
20:AK:124:UNK:O	20:AK:128:UNK:CB	2.62	0.47
35:BA:413:G:O6	38:BD:35:ARG:HD3	2.15	0.47
56:BW:4:G:HO2'	56:BW:5:G:H8	1.62	0.47
59:BZ:16:THR:HB	59:BZ:79:HIS:HE2	1.78	0.47
24:AQ:141:GLN:O	33:AZ:53:ILE:HB	2.14	0.47
16:AF:21:ALA:O	16:AF:24:LEU:HD23	2.14	0.47
9:A8:62:LEU:N	9:A8:63:PRO:CD	2.76	0.47
35:BA:961:U:O2'	35:BA:962:C:O5'	2.29	0.47
13:AC:137:LEU:CD2	56:BW:57:C:C2	2.93	0.47
16:AF:169:ASN:HB3	16:AF:170:LEU:H	1.53	0.47
59:BZ:345:ARG:NH1	59:BZ:384:LEU:HD21	2.29	0.47
11:AA:1070:A:C4	11:AA:1097:U:H4'	2.49	0.47
44:BJ:96:ILE:N	44:BJ:96:ILE:CD1	2.76	0.47
47:BM:35:GLU:CG	47:BM:36:LYS:N	2.73	0.47
35:BA:1442:G:H1	35:BA:1461:G:H21	1.61	0.47
34:B2:138:ARG:NH2	35:BA:506:G:C4'	2.75	0.47
11:AA:268:C:N4	11:AA:424:G:H1	2.08	0.47
3:A2:63:VAL:O	3:A2:65:ASN:N	2.47	0.47
11:AA:1171:G:C8	11:AA:1173:G:H1'	2.49	0.47
35:BA:1097:C:C2'	35:BA:1098:C:H5'	2.44	0.47
35:BA:1350:A:N7	43:BI:118:LYS:NZ	2.62	0.47
18:AH:149:ARG:HA	18:AH:162:ILE:CD1	2.45	0.47
11:AA:1500:G:H21	14:AD:100:GLY:HA3	1.79	0.47
21:AN:39:ARG:HE	21:AN:41:ASP:HB3	1.78	0.47
13:AC:82:LYS:HE2	13:AC:82:LYS:N	2.29	0.47
49:BO:85:LEU:O	49:BO:85:LEU:HD23	2.15	0.47
34:B2:15:GLU:H	34:B2:121:ARG:HB2	1.79	0.47
1:A0:74:ARG:CZ	12:AB:13:A:OP2	2.62	0.47
35:BA:152:A:N6	35:BA:170:U:C2	2.82	0.47
11:AA:850:C:O2'	11:AA:851:U:H5'	2.15	0.47
11:AA:271(U):G:O2'	11:AA:271(V):G:H5'	2.14	0.47
11:AA:2024:G:O2'	11:AA:2025:C:H5'	2.15	0.47
11:AA:548:A:C2'	11:AA:549:G:H5'	2.44	0.47
19:AJ:25:UNK:O	19:AJ:84:UNK:HA	2.14	0.47

Continued on next page...

Continued from previous page...

Atom-1	Atom-2	Interatomic distance (Å)	Clash overlap (Å)
35:BA:1504:G:OP1	35:BA:1507:A:H4'	2.14	0.47
42:BH:87:SER:HA	42:BH:93:VAL:HG23	1.95	0.47
59:BZ:231:ILE:HG13	59:BZ:237:VAL:HG21	1.96	0.47
15:AE:9:VAL:CG1	15:AE:25:VAL:HB	2.44	0.47
13:AC:156:ILE:HG22	13:AC:156:ILE:O	2.14	0.47
35:BA:238:G:O2'	35:BA:239:U:H5'	2.14	0.47
51:BQ:20:THR:HG21	51:BQ:41:LYS:HD2	1.97	0.47
38:BD:99:SER:O	38:BD:140:VAL:HG23	2.13	0.47
38:BD:120:LEU:O	38:BD:125:HIS:HB2	2.14	0.47
35:BA:430:A:OP1	38:BD:22:LYS:HE2	2.14	0.47
38:BD:6:GLY:O	38:BD:7:PRO:C	2.53	0.47
59:BZ:72:THR:HG21	59:BZ:77:TYR:CE2	2.45	0.47
9:A8:61:LEU:N	9:A8:61:LEU:CD1	2.57	0.47
35:BA:1366:C:O3'	44:BJ:60:ARG:NH2	2.48	0.47
23:AP:91:PHE:O	23:AP:121:LYS:NZ	2.39	0.47
11:AA:251:A:H5''	23:AP:51:PHE:CZ	2.49	0.47
34:B2:59:TYR:CD1	34:B2:59:TYR:C	2.87	0.47
58:BY:2:G:P	59:BZ:90:LYS:HD2	2.54	0.47
26:AS:28:VAL:HG12	26:AS:29:PHE:N	2.30	0.47
11:AA:2788:C:O2'	11:AA:2809:A:N3	2.44	0.47
56:BW:62:C:H2'	56:BW:63:C:H5'	1.95	0.47
17:AG:39:ILE:CG2	17:AG:157:ILE:HG12	2.38	0.47
17:AG:39:ILE:CG1	17:AG:92:VAL:HG12	2.44	0.47
11:AA:1131:G:O6	11:AA:2040:C:H1'	2.14	0.47
29:AV:4:ILE:HG22	29:AV:39:LEU:HD23	1.96	0.47
5:A4:25:TYR:O	17:AG:105:LYS:NZ	2.47	0.47
47:BM:15:VAL:O	47:BM:19:LEU:HD23	2.13	0.47
22:AO:107:ARG:HH12	27:AT:35:LYS:CG	2.28	0.47
11:AA:2680:C:H5'	15:AE:189:PRO:HA	1.95	0.47
11:AA:144:C:H2'	11:AA:145:G:H8	1.80	0.47
11:AA:1106:G:O2'	11:AA:1107:G:H5'	2.14	0.47
38:BD:59:ARG:NE	38:BD:59:ARG:HA	2.23	0.47
15:AE:59:VAL:HG13	15:AE:60:ASN:N	2.30	0.47
11:AA:2340:G:H2'	11:AA:2341:G:H8	1.79	0.47
48:BN:26:ARG:HD3	48:BN:43:CYS:HB3	1.95	0.47
35:BA:61:G:H2'	35:BA:62:U:O4'	2.14	0.47
11:AA:218:A:C2	11:AA:235:U:H4'	2.50	0.47
33:AZ:60:GLU:O	33:AZ:65:GLN:O	2.33	0.47
37:BC:150:LYS:CE	37:BC:167:TRP:HE1	2.26	0.47
11:AA:325:G:H2'	11:AA:326:G:C8	2.50	0.47
40:BF:52:ILE:O	40:BF:53:ALA:HB3	2.14	0.47

Continued on next page...

Continued from previous page...

Atom-1	Atom-2	Interatomic distance (Å)	Clash overlap (Å)
11:AA:825:C:H4'	11:AA:2428:G:C5	2.49	0.47
17:AG:119:GLY:O	17:AG:120:LEU:C	2.52	0.47
35:BA:427:U:C4	35:BA:428:G:C6	3.02	0.47
35:BA:413:G:H1'	35:BA:428:G:N2	2.28	0.47
38:BD:127:THR:HG23	38:BD:131:ARG:O	2.13	0.47
13:AC:86:ALA:HB3	13:AC:94:VAL:HG13	1.95	0.47
13:AC:114:VAL:HG21	13:AC:153:ILE:HD11	1.95	0.47
36:BB:163:PHE:HD1	36:BB:185:ILE:CG1	2.23	0.47
28:AU:115:ALA:C	28:AU:117:GLN:N	2.67	0.47
13:AC:177:LYS:O	13:AC:185:LEU:HD21	2.13	0.47
47:BM:41:PRO:O	47:BM:42:ALA:O	2.32	0.47
11:AA:1487:G:O6	11:AA:1502:C:N4	2.46	0.47
22:AO:35:VAL:HG23	22:AO:69:ILE:HD11	1.97	0.47
10:A9:7:VAL:HG13	10:A9:34:GLN:CG	2.37	0.47
25:AR:54:LEU:O	25:AR:57:ARG:HG3	2.14	0.47
44:BJ:82:ILE:O	44:BJ:86:MET:CB	2.57	0.47
46:BL:27:LEU:C	46:BL:29:GLY:N	2.67	0.47
21:AN:94:HIS:HA	21:AN:96:GLU:OE2	2.14	0.47
11:AA:1344:G:O2'	11:AA:1385:G:H2'	2.14	0.47
11:AA:2832:U:H4'	11:AA:2833:G:H5''	1.95	0.47
51:BQ:76:LEU:HD11	51:BQ:78:GLU:O	2.14	0.47
5:A4:43:TYR:O	5:A4:44:THR:HB	2.13	0.47
11:AA:1665:A:H2'	11:AA:1666:G:C5'	2.45	0.47
18:AH:148:ILE:HG22	18:AH:162:ILE:HD11	1.96	0.47
11:AA:212:G:C2'	11:AA:213:A:H5'	2.45	0.47
11:AA:57:C:H2'	11:AA:58:G:O4'	2.14	0.47
11:AA:248:G:H5''	11:AA:386:G:N2	2.29	0.47
11:AA:1155:A:OP1	28:AU:58:ARG:NH1	2.47	0.47
35:BA:1028:C:H2'	35:BA:1029:C:H5'	1.95	0.47
17:AG:174:GLU:O	17:AG:176:LEU:N	2.40	0.47
35:BA:1436:U:H2'	35:BA:1437:C:O4'	2.15	0.47
56:BV:69:C:H2'	56:BV:70:C:C6	2.49	0.47
29:AV:89:GLN:OE1	29:AV:90:PRO:CD	2.63	0.47
11:AA:2516:G:C6	11:AA:2517:C:N4	2.83	0.47
34:B2:124:LYS:O	34:B2:124:LYS:CD	2.63	0.47
45:BK:38:ASN:N	45:BK:38:ASN:HD22	2.13	0.47
11:AA:2141:G:H2'	11:AA:2142:C:O4'	2.15	0.47
12:AB:70:C:O2'	12:AB:71:C:H5'	2.15	0.47
25:AR:97:VAL:O	25:AR:97:VAL:HG12	2.14	0.47
59:BZ:68:VAL:CG2	59:BZ:79:HIS:HB3	2.42	0.47
11:AA:2646:C:OP2	11:AA:2732:G:O2'	2.25	0.47

Continued on next page...

Continued from previous page...

Atom-1	Atom-2	Interatomic distance (Å)	Clash overlap (Å)
41:BG:69:VAL:HG21	41:BG:104:LEU:HD21	1.97	0.47
59:BZ:209:TYR:O	59:BZ:211:PRO:HD3	2.15	0.47
24:AQ:51:ARG:O	24:AQ:54:MET:CB	2.62	0.47
11:AA:146:G:C2'	11:AA:147:U:H5'	2.44	0.47
42:BH:11:THR:HG23	42:BH:14:ARG:NH1	2.30	0.47
26:AS:49:VAL:HG11	26:AS:73:LEU:HD21	1.97	0.47
11:AA:1051:G:H2'	11:AA:1052:C:C2	2.50	0.47
3:A2:2:LYS:HD2	3:A2:5:GLU:OE2	2.15	0.47
35:BA:1391:U:H2'	35:BA:1392:G:H8	1.74	0.47
11:AA:1401:G:H2'	11:AA:1402:C:O4'	2.14	0.47
33:AZ:77:ASP:HB2	33:AZ:82:ARG:O	2.14	0.47
56:BW:22:A:N6	56:BW:47:G:H2'	2.29	0.47
11:AA:2852:G:H2'	11:AA:2853:C:H6	1.76	0.47
48:BN:26:ARG:HG3	48:BN:39:LEU:CD2	2.44	0.47
46:BL:79:GLU:C	46:BL:80:HIS:CG	2.88	0.47
11:AA:894:C:H2'	11:AA:895:U:C5'	2.45	0.47
33:AZ:33:LEU:HD11	33:AZ:35:ARG:HG2	1.96	0.47
25:AR:9:LYS:HG2	25:AR:43:GLU:CD	2.34	0.47
35:BA:1426:C:O2'	35:BA:1427:U:H5'	2.15	0.47
43:BI:77:ILE:O	43:BI:81:ILE:HG12	2.14	0.47
35:BA:1290:G:H2'	35:BA:1290:G:N3	2.30	0.47
4:A3:38:GLU:OE1	4:A3:38:GLU:HA	2.13	0.47
49:BO:55:GLY:O	49:BO:59:MET:HG3	2.13	0.47
35:BA:1165:C:O2'	35:BA:1166:G:H5'	2.15	0.47
2:A1:76:ARG:HD2	11:AA:271(R):G:OP1	2.15	0.47
35:BA:427:U:OP2	38:BD:13:ARG:NH2	2.48	0.47
35:BA:432:A:H2'	35:BA:433:C:H5'	1.97	0.47
7:A6:15:GLU:HB2	7:A6:20:ASN:CB	2.43	0.47
7:A6:45:LYS:O	7:A6:46:HIS:CB	2.55	0.47
13:AC:44:HIS:O	13:AC:213:TYR:N	2.48	0.47
32:AY:88:LYS:HB2	32:AY:91:GLU:HB2	1.96	0.47
44:BJ:74:ILE:HG13	44:BJ:74:ILE:O	2.14	0.47
11:AA:1066:U:C4	58:BY:56:U:H5''	2.49	0.47
59:BZ:84:GLY:HA3	59:BZ:88:TYR:HB2	1.96	0.47
11:AA:2789:C:H1'	11:AA:2892:A:H2	1.74	0.47
13:AC:119:VAL:O	13:AC:123:VAL:CG1	2.63	0.47
13:AC:120:MET:HA	13:AC:123:VAL:HG12	1.97	0.47
59:BZ:251:ASP:O	59:BZ:266:VAL:HG13	2.14	0.47
26:AS:24:LEU:CD1	26:AS:41:ASP:HB2	2.29	0.47
13:AC:18:LYS:O	13:AC:20:TYR:CD1	2.67	0.47
47:BM:71:ARG:O	47:BM:74:VAL:HG23	2.15	0.47

Continued on next page...

Continued from previous page...

Atom-1	Atom-2	Interatomic distance (Å)	Clash overlap (Å)
36:BB:142:LEU:CD2	36:BB:146:GLN:HE21	2.28	0.47
14:AD:35:LYS:NZ	14:AD:36:PRO:N	2.62	0.47
59:BZ:290:LEU:HD11	59:BZ:304:LEU:HD21	1.95	0.47
31:AX:12:VAL:HG12	31:AX:27:THR:H	1.79	0.47
17:AG:16:ARG:C	17:AG:18:GLU:H	2.18	0.47
27:AT:35:LYS:HE2	27:AT:41:ARG:HG3	1.95	0.47
36:BB:238:LEU:O	36:BB:239:VAL:C	2.52	0.47
10:A9:31:LYS:HE3	11:AA:2528:U:H5''	1.95	0.47
15:AE:117:MET:HA	15:AE:122:PHE:H	1.80	0.47
11:AA:2511:U:H4'	15:AE:124:GLY:HA3	1.91	0.47
11:AA:1475:G:C2	11:AA:1517:G:C4	3.03	0.47
24:AQ:54:MET:HG2	24:AQ:64:ILE:HD13	1.97	0.47
38:BD:88:VAL:O	38:BD:92:VAL:HG23	2.13	0.47
35:BA:254:G:OP1	51:BQ:67:LYS:O	2.32	0.47
35:BA:719:C:O2	52:BR:50:ILE:HG12	2.15	0.47
11:AA:1434:A:H2'	11:AA:1435:G:H8	1.79	0.47
14:AD:145:VAL:HG12	14:AD:146:GLU:O	2.15	0.47
11:AA:1041:G:O2'	11:AA:1042:G:H5'	2.14	0.47
14:AD:146:GLU:HG2	14:AD:152:GLY:C	2.35	0.47
40:BF:87:ARG:NH1	40:BF:87:ARG:CG	2.77	0.47
11:AA:139:G:H2'	11:AA:139(A):G:H5''	1.96	0.47
44:BJ:78:ASN:O	44:BJ:82:ILE:HG12	2.15	0.47
11:AA:1062:G:C2	11:AA:1063:G:H1'	2.48	0.47
37:BC:53:ALA:O	37:BC:54:ARG:CB	2.63	0.47
35:BA:189(B):C:H2'	35:BA:189(C):C:C6	2.50	0.47
11:AA:1494:A:H2'	11:AA:1495:A:C5'	2.43	0.47
35:BA:375:U:O2'	50:BP:28:ARG:HD2	2.15	0.47
3:A2:63:VAL:C	3:A2:65:ASN:N	2.67	0.47
39:BE:147:ASP:HA	39:BE:150:ARG:CB	2.41	0.47
35:BA:397:A:N7	35:BA:547:A:O2'	2.38	0.47
5:A4:46:GLN:NE2	5:A4:47:GLN:H	2.12	0.47
35:BA:1168:A:N1	35:BA:1169:A:C2	2.83	0.47
11:AA:2720:U:C5'	11:AA:2721:A:OP1	2.62	0.47
1:A0:51:VAL:CG2	1:A0:81:VAL:HG23	2.44	0.47
11:AA:654(T):C:H2'	11:AA:654(U):A:O4'	2.14	0.47
24:AQ:12:GLN:HG2	24:AQ:73:PRO:HD2	1.96	0.47
11:AA:118:A:OP1	11:AA:119:A:H2'	2.14	0.47
11:AA:2307:G:C2	11:AA:2308:G:H5''	2.49	0.47
56:BW:31:G:H2'	56:BW:32:G:H8	1.80	0.47
35:BA:28:G:O2'	35:BA:296:U:OP1	2.31	0.47
54:BT:15:ARG:O	54:BT:19:SER:HB2	2.14	0.47

Continued on next page...

Continued from previous page...

Atom-1	Atom-2	Interatomic distance (Å)	Clash overlap (Å)
11:AA:205:G:HO2'	11:AA:206:U:P	2.38	0.47
3:A2:3:LEU:HD23	3:A2:3:LEU:C	2.35	0.47
18:AH:49:VAL:O	18:AH:50:VAL:CG2	2.62	0.47
25:AR:20:LEU:O	25:AR:24:GLN:HG3	2.14	0.47
35:BA:605:U:O2'	35:BA:606:G:H5'	2.14	0.47
11:AA:709:U:H2'	11:AA:710:G:C8	2.50	0.47
2:A1:45:ASN:HD22	2:A1:45:ASN:C	2.17	0.47
39:BE:89:ILE:O	39:BE:89:ILE:HG23	2.14	0.47
11:AA:1821:A:OP1	14:AD:201:HIS:NE2	2.48	0.47
11:AA:2823:A:OP2	15:AE:113:PHE:HB2	2.14	0.47
11:AA:749:C:O2	11:AA:1618:A:H2'	2.15	0.47
14:AD:44:ASN:HD22	14:AD:49:ILE:CG2	2.28	0.47
7:A6:7:ILE:HG22	7:A6:27:LYS:NZ	2.29	0.47
11:AA:2123:G:H1'	13:AC:172:HIS:CB	2.45	0.47
38:BD:196:LEU:CG	38:BD:197:PRO:HD2	2.43	0.47
38:BD:65:ARG:O	38:BD:67:ILE:N	2.48	0.47
12:AB:7:G:O5'	26:AS:29:PHE:HE2	1.98	0.47
27:AT:90:GLN:O	27:AT:91:ARG:C	2.52	0.47
13:AC:139:ASN:HB3	13:AC:142:ALA:HB2	1.96	0.47
13:AC:137:LEU:CD2	56:BW:56:U:O2'	2.63	0.47
17:AG:103:LEU:HA	17:AG:106:LEU:HB3	1.97	0.47
32:AY:50:ARG:NH2	32:AY:55:TYR:HB3	2.28	0.47
59:BZ:303:VAL:HG12	59:BZ:304:LEU:N	2.30	0.47
11:AA:2657:A:O2'	18:AH:160:LYS:HE2	2.15	0.47
14:AD:83:GLU:O	14:AD:92:ILE:HD13	2.15	0.47
23:AP:114:ILE:HG21	23:AP:130:PHE:CD2	2.49	0.47
36:BB:24:TRP:CH2	36:BB:26:PRO:HA	2.49	0.47
18:AH:105:LEU:HD23	18:AH:105:LEU:N	2.30	0.47
14:AD:146:GLU:HG2	14:AD:152:GLY:O	2.14	0.47
36:BB:36:ARG:H	36:BB:41:ILE:HD13	1.80	0.47
3:A2:48:HIS:ND1	11:AA:95:G:O2'	2.44	0.47
35:BA:375:U:C2	35:BA:376:G:C8	3.02	0.47
39:BE:31:LEU:HB2	39:BE:45:PHE:CD1	2.49	0.47
33:AZ:108:PRO:HA	33:AZ:141:VAL:HG11	1.97	0.47
11:AA:2832:U:O4	11:AA:2883:A:H5''	2.14	0.47
35:BA:173:U:H5''	35:BA:197:A:O4'	2.15	0.47
35:BA:382:A:H2'	35:BA:383:A:H8	1.78	0.47
11:AA:2870:C:H2'	11:AA:2871:C:O4'	2.15	0.47
11:AA:882:G:N2	11:AA:894:C:H42	2.12	0.47
51:BQ:99:SER:C	51:BQ:100:LYS:HG3	2.35	0.47
46:BL:34:ARG:HG2	46:BL:35:GLY:N	2.30	0.47

Continued on next page...

Continued from previous page...

Atom-1	Atom-2	Interatomic distance (Å)	Clash overlap (Å)
11:AA:271(U):G:H2'	11:AA:271(V):G:C8	2.49	0.47
11:AA:2009:G:H4'	30:AW:40:ASN:ND2	2.30	0.47
11:AA:363(F):A:O2'	11:AA:364:C:C6	2.68	0.47
11:AA:2360:A:C2	11:AA:2361:A:H1'	2.50	0.47
11:AA:1929:G:H4'	11:AA:1930:G:OP1	2.15	0.47
35:BA:175:C:H4'	54:BT:25:ARG:NH1	2.30	0.47
35:BA:287:U:O2'	35:BA:288:A:H5'	2.15	0.47
36:BB:110:GLN:O	36:BB:113:HIS:HB2	2.14	0.47
11:AA:1804:C:O5'	11:AA:1804:C:H6	1.98	0.47
11:AA:2702:U:H4'	11:AA:2703:C:OP2	2.13	0.47
35:BA:37:U:O2'	35:BA:38:G:H5'	2.15	0.47
6:A5:33:CYS:SG	6:A5:35:GLU:HB2	2.55	0.47
6:A5:53:ALA:O	6:A5:56:LYS:NZ	2.47	0.47
38:BD:189:PRO:HB2	38:BD:194:LEU:CD2	2.22	0.47
23:AP:47:ASP:CB	23:AP:48:PRO:CA	2.77	0.47
26:AS:28:VAL:HB	26:AS:89:ARG:HB2	1.97	0.47
26:AS:88:ASP:OD1	26:AS:89:ARG:N	2.48	0.47
32:AY:27:VAL:HG12	32:AY:28:LYS:N	2.29	0.47
15:AE:101:ARG:HB3	15:AE:169:ASN:HD22	1.79	0.47
23:AP:71:VAL:C	23:AP:73:GLY:N	2.67	0.47
53:BS:47:HIS:O	53:BS:62:ILE:HG22	2.14	0.47
31:AX:30:VAL:HG11	31:AX:39:ILE:CD1	2.44	0.47
47:BM:15:VAL:CG2	47:BM:34:LEU:HD11	2.44	0.47
36:BB:142:LEU:HD21	36:BB:146:GLN:HE21	1.80	0.47
30:AW:32:ALA:O	30:AW:33:ARG:C	2.51	0.47
49:BO:26:GLU:HG3	49:BO:77:ARG:NH1	2.30	0.47
11:AA:1639:U:H2'	11:AA:1640:C:C5'	2.42	0.47
11:AA:1043:C:H6	11:AA:1043:C:OP2	1.97	0.47
36:BB:167:PRO:HG2	36:BB:192:SER:CB	2.44	0.47
56:BV:77:A:H4'	56:BV:77:A:OP2	2.15	0.47
25:AR:7:GLY:CA	25:AR:8:ARG:NH2	2.78	0.47
3:A2:69:ARG:O	3:A2:70:GLN:CB	2.63	0.47
27:AT:129:ARG:NH1	27:AT:131:ALA:HB3	2.30	0.47
11:AA:1332:G:H4'	11:AA:1333:C:OP2	2.15	0.47
24:AQ:35:VAL:CG2	24:AQ:36:ALA:N	2.78	0.47
11:AA:1090:U:C4	11:AA:1102:C:H1'	2.49	0.47
35:BA:1118:C:H2'	35:BA:1119:C:H6	1.80	0.47
59:BZ:140:MET:O	59:BZ:141:VAL:C	2.53	0.47
50:BP:58:TYR:HD1	50:BP:59:TRP:N	2.12	0.47
34:B2:142:GLU:OE1	38:BD:49:ARG:HA	2.15	0.47
18:AH:46:GLU:OE1	18:AH:50:VAL:HG13	2.15	0.47

Continued on next page...

Continued from previous page...

Atom-1	Atom-2	Interatomic distance (Å)	Clash overlap (Å)
35:BA:1299:A:O2'	35:BA:1300:G:H4'	2.15	0.47
35:BA:106:C:H2'	35:BA:107:G:H8	1.79	0.47
18:AH:130:ARG:HB3	18:AH:130:ARG:NH1	2.30	0.47
14:AD:201:HIS:O	14:AD:204:ILE:HG12	2.15	0.47
3:A2:37:PHE:O	3:A2:41:ILE:HG23	2.15	0.47
24:AQ:75:THR:HG21	24:AQ:87:LYS:HG2	1.97	0.47
56:BV:35:C:H6	56:BV:35:C:O5'	1.98	0.47
40:BF:45:LEU:HD12	40:BF:46:ARG:N	2.29	0.47
35:BA:1175:G:O2'	35:BA:1176:A:H5'	2.15	0.47
56:BV:54:G:H2'	56:BV:55:U:H6	1.79	0.47
1:A0:40:GLN:NE2	1:A0:43:THR:CA	2.68	0.47
7:A6:15:GLU:C	7:A6:17:LYS:N	2.68	0.47
38:BD:194:LEU:N	38:BD:194:LEU:HD22	2.30	0.47
23:AP:75:ILE:O	23:AP:77:ARG:N	2.47	0.47
34:B2:24:ILE:CD1	34:B2:24:ILE:N	2.75	0.47
34:B2:28:GLY:C	34:B2:30:GLU:N	2.67	0.47
34:B2:46:ALA:CB	34:B2:55:LEU:HD12	2.32	0.47
34:B2:110:ARG:NH1	58:BY:17:C:OP2	2.48	0.47
32:AY:54:LYS:O	32:AY:55:TYR:CB	2.57	0.47
11:AA:628:G:O2'	11:AA:629:G:H5''	2.14	0.47
11:AA:2287:A:N6	11:AA:2344:U:N3	2.59	0.47
47:BM:119:GLY:O	47:BM:120:LYS:O	2.33	0.47
33:AZ:133:ILE:N	33:AZ:134:PRO:HD3	2.29	0.47
44:BJ:30:SER:HB2	44:BJ:80:LYS:NZ	2.29	0.47
11:AA:2533:A:O2'	11:AA:2534:A:H5'	2.15	0.47
35:BA:77:G:N3	35:BA:77:G:H2'	2.30	0.47
35:BA:1129:C:N4	35:BA:1135:U:H3	2.12	0.47
35:BA:8:A:H62	38:BD:208:SER:HB2	1.80	0.47
8:A7:8:ASN:HB3	8:A7:11:LYS:HB3	1.96	0.47
35:BA:1498:U:C4'	35:BA:1519:A:H2	2.25	0.47
3:A2:47:ASN:HA	3:A2:50:ILE:HD13	1.97	0.47
59:BZ:316:PHE:CE1	59:BZ:372:VAL:CG2	2.98	0.47
14:AD:263:ARG:CZ	14:AD:263:ARG:HB2	2.44	0.47
11:AA:104:U:H2'	11:AA:105:C:H5'	1.97	0.47
37:BC:73:PRO:C	37:BC:75:VAL:N	2.68	0.47
11:AA:2494:G:O2'	24:AQ:80:GLU:HA	2.15	0.47
11:AA:70:G:H2'	11:AA:113:G:O2'	2.15	0.47
35:BA:645:C:O2'	35:BA:646:U:H5'	2.15	0.47
1:A0:72:ARG:HH11	1:A0:75:LEU:HD13	1.80	0.47
44:BJ:47:PHE:CE1	48:BN:37:PHE:HE1	2.33	0.47
35:BA:99:U:H2'	35:BA:100:C:C6	2.50	0.47

Continued on next page...

Continued from previous page...

Atom-1	Atom-2	Interatomic distance (Å)	Clash overlap (Å)
35:BA:681:C:O2'	35:BA:682:G:H5'	2.14	0.47
39:BE:107:ARG:HG2	39:BE:108:ALA:N	2.30	0.47
10:A9:16:VAL:HG11	11:AA:1032:A:O3'	2.15	0.47
35:BA:1187:G:H3'	35:BA:1188:A:H8	1.80	0.47
32:AY:26:LYS:O	32:AY:27:VAL:O	2.32	0.46
15:AE:76:ARG:O	15:AE:77:ILE:O	2.33	0.46
44:BJ:98:ILE:O	44:BJ:99:LYS:HD3	2.15	0.46
11:AA:855:G:H2'	11:AA:856:C:C6	2.49	0.46
29:AV:40:LEU:N	29:AV:40:LEU:CD2	2.78	0.46
11:AA:1141:U:O5'	21:AN:63:THR:HG21	2.15	0.46
35:BA:1283:G:O2'	35:BA:1284:C:C6	2.65	0.46
14:AD:25:THR:CG2	14:AD:26:LYS:N	2.78	0.46
1:A0:11:ARG:NH1	1:A0:11:ARG:CB	2.67	0.46
38:BD:89:THR:C	38:BD:91:SER:N	2.68	0.46
25:AR:27:SER:CA	25:AR:30:THR:HG22	2.43	0.46
35:BA:266:G:C5'	35:BA:267:C:C5	2.96	0.46
54:BT:48:LYS:O	54:BT:49:ALA:C	2.53	0.46
45:BK:82:VAL:HG13	45:BK:108:ILE:CA	2.39	0.46
44:BJ:14:LYS:C	44:BJ:16:LEU:N	2.68	0.46
3:A2:33:MET:CE	31:AX:5:TYR:HD2	2.28	0.46
35:BA:9:G:OP2	39:BE:122:GLU:HG3	2.15	0.46
16:AF:10:PRO:HB3	16:AF:127:GLU:CB	2.45	0.46
39:BE:6:PHE:CB	39:BE:34:VAL:HG22	2.43	0.46
11:AA:99:U:C3'	11:AA:100:G:H5'	2.45	0.46
11:AA:102:G:OP2	11:AA:102:G:H4'	2.15	0.46
56:BW:15:G:O2'	56:BW:21:U:C5	2.68	0.46
11:AA:1057:A:O2'	11:AA:1058:G:H5'	2.14	0.46
54:BT:23:ARG:O	54:BT:27:LYS:HB2	2.15	0.46
35:BA:833:U:H2'	35:BA:834:C:H6	1.79	0.46
15:AE:107:THR:O	15:AE:108:SER:C	2.53	0.46
24:AQ:136:ALA:C	24:AQ:138:ASP:H	2.19	0.46
11:AA:231:C:O2'	11:AA:232:G:H5'	2.14	0.46
56:BV:40:C:H2'	56:BV:41:C:C6	2.51	0.46
25:AR:44:LEU:HD13	25:AR:44:LEU:C	2.36	0.46
11:AA:2822:G:OP1	15:AE:110:GLY:O	2.33	0.46
11:AA:384:U:H2'	11:AA:385:C:H6	1.80	0.46
38:BD:127:THR:HG23	38:BD:128:VAL:H	1.80	0.46
7:A6:11:LEU:HD13	7:A6:11:LEU:C	2.35	0.46
59:BZ:15:GLY:H	59:BZ:99:MET:CE	2.25	0.46
11:AA:2649:U:H2'	11:AA:2650:U:C6	2.51	0.46
16:AF:3:GLU:HA	16:AF:24:LEU:CB	2.45	0.46

Continued on next page...

Continued from previous page...

Atom-1	Atom-2	Interatomic distance (Å)	Clash overlap (Å)
32:AY:87:LYS:HG3	32:AY:88:LYS:N	2.26	0.46
35:BA:1054:C:O2	35:BA:1054:C:C2'	2.63	0.46
27:AT:92:GLY:C	27:AT:94:ALA:N	2.67	0.46
14:AD:259:THR:HG22	14:AD:259:THR:O	2.15	0.46
15:AE:56:PRO:HD2	15:AE:58:ARG:NH1	2.30	0.46
59:BZ:145:GLU:CG	59:BZ:149:LEU:HB2	2.43	0.46
13:AC:137:LEU:HD22	56:BW:57:C:N3	2.29	0.46
21:AN:131:GLN:HE22	21:AN:133:GLN:N	2.11	0.46
27:AT:27:THR:HA	27:AT:87:ASP:CB	2.44	0.46
27:AT:65:LYS:HE3	27:AT:66:VAL:HG22	1.97	0.46
27:AT:65:LYS:HG3	27:AT:66:VAL:N	2.29	0.46
28:AU:91:ASP:O	28:AU:95:LEU:HB2	2.15	0.46
17:AG:115:ARG:CG	47:BM:7:VAL:HG23	2.45	0.46
37:BC:6:HIS:NE2	37:BC:184:TYR:CE2	2.79	0.46
59:BZ:209:TYR:C	59:BZ:209:TYR:CD1	2.88	0.46
30:AW:36:LEU:HD11	30:AW:48:ALA:HA	1.96	0.46
14:AD:165:ILE:HG23	14:AD:173:VAL:CG2	2.45	0.46
47:BM:100:GLY:C	47:BM:101:GLN:HG2	2.36	0.46
18:AH:105:LEU:HD23	18:AH:105:LEU:H	1.81	0.46
11:AA:528:A:N1	11:AA:2043:C:O5'	2.48	0.46
35:BA:1152:A:OP1	44:BJ:68:HIS:CD2	2.69	0.46
36:BB:42:ILE:CD1	36:BB:202:PRO:C	2.84	0.46
21:AN:125:GLY:CA	21:AN:126:PRO:O	2.63	0.46
28:AU:102:GLU:HG3	29:AV:2:PHE:CZ	2.50	0.46
49:BO:50:HIS:O	49:BO:53:HIS:HB3	2.15	0.46
35:BA:385:C:O2'	35:BA:386:C:H5'	2.15	0.46
36:BB:97:TRP:CZ3	36:BB:176:GLU:OE2	2.69	0.46
35:BA:736:C:H2'	35:BA:737:A:H8	1.77	0.46
49:BO:79:ARG:HA	49:BO:82:ILE:CG2	2.45	0.46
56:BW:48:U:H3'	56:BW:49:C:H5'	1.96	0.46
11:AA:2206:G:N3	11:AA:2207:G:H5'	2.29	0.46
11:AA:598:G:H2'	11:AA:599:G:O4'	2.16	0.46
35:BA:939:G:H5''	41:BG:102:ARG:HH22	1.78	0.46
25:AR:45:ARG:O	25:AR:46:GLY:C	2.53	0.46
11:AA:1675:C:O2	15:AE:129:HIS:HA	2.16	0.46
13:AC:33:ALA:HA	13:AC:39:GLU:OE2	2.14	0.46
17:AG:170:ARG:O	17:AG:174:GLU:HB2	2.16	0.46
11:AA:1090:U:H3	11:AA:1102:C:H1'	1.80	0.46
13:AC:21:THR:HA	13:AC:225:ASN:HB2	1.97	0.46
59:BZ:141:VAL:HG23	59:BZ:141:VAL:O	2.15	0.46
35:BA:644:G:O2'	35:BA:645:C:H5'	2.16	0.46

Continued on next page...

Continued from previous page...

Atom-1	Atom-2	Interatomic distance (Å)	Clash overlap (Å)
11:AA:1588:C:H2'	11:AA:1589:C:C6	2.50	0.46
11:AA:687:C:H2'	11:AA:688:U:O4'	2.15	0.46
41:BG:78:ARG:HG3	41:BG:78:ARG:O	2.13	0.46
22:AO:98:VAL:HG13	22:AO:117:LEU:HB3	1.97	0.46
2:A1:17:SER:HB3	2:A1:38:SER:HB2	1.96	0.46
7:A6:35:GLU:HA	7:A6:35:GLU:OE1	2.15	0.46
33:AZ:166:SER:OG	33:AZ:168:GLU:N	2.49	0.46
59:BZ:315:LYS:HB2	59:BZ:405:GLU:CG	2.21	0.46
34:B2:45:PHE:HE2	34:B2:47:ARG:CZ	2.29	0.46
15:AE:201:THR:C	15:AE:202:LYS:HD2	2.36	0.46
13:AC:59:ARG:HG2	13:AC:60:GLY:H	1.79	0.46
56:BW:57:C:O2	56:BW:57:C:C2'	2.61	0.46
27:AT:28:VAL:O	27:AT:29:ARG:CG	2.63	0.46
28:AU:90:VAL:HG13	29:AV:39:LEU:HG	1.98	0.46
47:BM:87:TYR:O	47:BM:89:GLY:N	2.48	0.46
37:BC:6:HIS:NE2	37:BC:184:TYR:CD2	2.80	0.46
59:BZ:131:ILE:O	59:BZ:131:ILE:HG22	2.14	0.46
11:AA:654(H):G:C3'	11:AA:654(I):C:H5'	2.45	0.46
11:AA:2533:A:C2'	11:AA:2534:A:H5'	2.45	0.46
11:AA:2762:G:H2'	11:AA:2763:G:C5'	2.44	0.46
25:AR:117:VAL:CG2	25:AR:118:GLU:N	2.79	0.46
47:BM:59:TYR:O	47:BM:60:VAL:C	2.54	0.46
48:BN:29:ARG:HG3	48:BN:29:ARG:NH1	2.18	0.46
11:AA:1639:U:H4'	11:AA:2699:C:H4'	1.96	0.46
37:BC:34:LEU:CD2	37:BC:38:ARG:NE	2.77	0.46
59:BZ:322:ILE:HD13	59:BZ:334:PHE:CE2	2.51	0.46
34:B2:95:GLN:CA	34:B2:95:GLN:NE2	2.77	0.46
11:AA:1719:G:H2'	11:AA:1720:U:H5'	1.96	0.46
37:BC:43:LEU:O	37:BC:47:LEU:HB2	2.14	0.46
36:BB:71:VAL:HG13	36:BB:93:VAL:HG13	1.97	0.46
3:A2:65:ASN:C	3:A2:67:LYS:N	2.68	0.46
27:AT:128:GLU:CD	27:AT:128:GLU:C	2.74	0.46
37:BC:84:ILE:O	37:BC:88:ARG:HG3	2.15	0.46
41:BG:15:ASP:HB2	41:BG:23:VAL:HB	1.97	0.46
35:BA:982:U:O2'	35:BA:983:A:OP1	2.30	0.46
9:A8:23:VAL:HG11	9:A8:46:ARG:HD3	1.97	0.46
35:BA:1097:C:O2	35:BA:1169:A:H2	1.98	0.46
35:BA:532:A:N6	35:BA:1206:G:O2'	2.49	0.46
11:AA:1081:U:H5''	20:AK:122:UNK:CB	2.46	0.46
11:AA:285:C:O2'	11:AA:286:C:H5'	2.15	0.46
24:AQ:137:TYR:CZ	33:AZ:81:ARG:CZ	2.98	0.46

Continued on next page...

Continued from previous page...

Atom-1	Atom-2	Interatomic distance (Å)	Clash overlap (Å)
11:AA:363(D):G:N3	11:AA:363(D):G:H2'	2.30	0.46
35:BA:966:G:O2'	35:BA:967:C:O5'	2.32	0.46
11:AA:1952:A:C6	11:AA:1953:A:N1	2.83	0.46
35:BA:486:U:H2'	35:BA:487:A:C8	2.50	0.46
34:B2:43:GLY:O	34:B2:57:ASN:ND2	2.46	0.46
28:AU:24:TYR:HB2	28:AU:29:SER:HB3	1.98	0.46
38:BD:57:ARG:HB3	38:BD:206:PHE:HB2	1.96	0.46
43:BI:126:SER:O	43:BI:128:ARG:HD2	2.14	0.46
56:BV:36:A:O2'	56:BV:37:U:H5'	2.14	0.46
11:AA:693:C:O2'	11:AA:694:U:H5'	2.16	0.46
11:AA:1531:C:H42	11:AA:1538:G:H1	1.63	0.46
10:A9:18:ARG:HD2	11:AA:1034:G:H5'	1.97	0.46
18:AH:102:ALA:HA	18:AH:117:PRO:HD3	1.98	0.46
51:BQ:7:THR:O	51:BQ:23:VAL:HG13	2.16	0.46
33:AZ:24:LEU:HD22	33:AZ:25:PRO:O	2.16	0.46
56:BW:67:C:H6	56:BW:67:C:O5'	1.98	0.46
59:BZ:75:ARG:HH12	59:BZ:210:ILE:CG2	2.28	0.46
33:AZ:125:LEU:HD12	33:AZ:126:VAL:N	2.31	0.46
23:AP:108:LYS:C	23:AP:110:TYR:N	2.66	0.46
23:AP:57:THR:C	23:AP:59:LEU:H	2.18	0.46
59:BZ:324:LYS:CG	59:BZ:325:LYS:N	2.78	0.46
26:AS:89:ARG:CB	26:AS:92:TYR:HB3	2.44	0.46
6:A5:2:ALA:CA	11:AA:2015:A:C1'	2.81	0.46
11:AA:1654:A:OP2	25:AR:3:HIS:HB2	2.14	0.46
23:AP:71:VAL:O	23:AP:72:PRO:C	2.50	0.46
47:BM:7:VAL:O	47:BM:7:VAL:HG12	2.15	0.46
11:AA:1447:G:C6	11:AA:1448:G:N7	2.84	0.46
35:BA:1280:A:O2'	35:BA:1281:U:OP1	2.31	0.46
10:A9:26:ILE:HG22	10:A9:27:CYS:N	2.30	0.46
49:BO:26:GLU:HG3	49:BO:77:ARG:HH12	1.80	0.46
35:BA:475:G:O2'	35:BA:476:G:H5'	2.16	0.46
11:AA:2161:C:H2'	11:AA:2162:G:C8	2.50	0.46
46:BL:55:VAL:CG2	46:BL:56:ALA:N	2.78	0.46
45:BK:108:ILE:O	52:BR:87:ARG:N	2.41	0.46
11:AA:1049:C:H2'	11:AA:1050:A:H8	1.80	0.46
38:BD:100:ARG:HG3	38:BD:100:ARG:NH1	2.29	0.46
40:BF:98:LEU:HD12	40:BF:98:LEU:N	2.22	0.46
41:BG:143:ARG:O	41:BG:147:ALA:HB2	2.15	0.46
21:AN:24:GLY:O	21:AN:28:THR:HB	2.16	0.46
11:AA:534:U:H2'	11:AA:535:C:C6	2.51	0.46
36:BB:97:TRP:HZ2	36:BB:102:LEU:HD13	1.80	0.46

Continued on next page...

Continued from previous page...

Atom-1	Atom-2	Interatomic distance (Å)	Clash overlap (Å)
39:BE:147:ASP:CA	39:BE:150:ARG:HB3	2.42	0.46
30:AW:12:ILE:O	30:AW:101:SER:OG	2.33	0.46
27:AT:48:ILE:H	27:AT:48:ILE:HD12	1.78	0.46
36:BB:101:MET:HB3	36:BB:152:PHE:CE2	2.49	0.46
59:BZ:356:PRO:CG	59:BZ:359:VAL:HG21	2.45	0.46
28:AU:106:PHE:HA	28:AU:109:LEU:HD12	1.96	0.46
54:BT:37:SER:O	54:BT:38:LYS:C	2.53	0.46
11:AA:221:A:O2'	11:AA:222:A:OP2	2.28	0.46
11:AA:1071:G:N2	11:AA:1091:G:N7	2.63	0.46
30:AW:70:TYR:O	30:AW:107:LEU:HA	2.16	0.46
11:AA:2796:U:C2'	11:AA:2799:C:H5'	2.46	0.46
11:AA:1006:C:C2	11:AA:1138:G:N2	2.83	0.46
15:AE:10:GLY:HA2	15:AE:192:ASN:HD21	1.81	0.46
33:AZ:156:LYS:HG2	33:AZ:158:PRO:HD3	1.97	0.46
3:A2:59:ARG:HA	3:A2:62:THR:OG1	2.15	0.46
35:BA:124:G:C6	35:BA:125:U:C4	3.04	0.46
18:AH:107:VAL:O	18:AH:107:VAL:HG23	2.16	0.46
11:AA:2270:G:H2'	11:AA:2271:G:O4'	2.16	0.46
43:BI:13:ALA:HA	43:BI:67:GLY:O	2.16	0.46
59:BZ:26:THR:O	59:BZ:29:ALA:HB3	2.16	0.46
12:AB:97:G:C2'	12:AB:98:G:H5'	2.46	0.46
11:AA:2122:U:H2'	11:AA:2123:G:H8	1.80	0.46
11:AA:1912:A:N6	35:BA:1408:A:H5'	2.30	0.46
11:AA:2564:A:C2	11:AA:2647:U:H4'	2.50	0.46
35:BA:961:U:O2'	35:BA:962:C:P	2.73	0.46
38:BD:67:ILE:O	38:BD:68:TYR:CD1	2.68	0.46
23:AP:123:LEU:H	23:AP:123:LEU:HD23	1.81	0.46
34:B2:5:LEU:HB3	34:B2:41:PHE:HZ	1.79	0.46
23:AP:30:THR:HG22	23:AP:31:ALA:N	2.28	0.46
53:BS:16:LEU:HB3	53:BS:20:LEU:HG	1.97	0.46
17:AG:112:PRO:C	17:AG:114:ILE:N	2.63	0.46
35:BA:1256:A:C2	35:BA:1277:C:C4	2.99	0.46
24:AQ:51:ARG:O	24:AQ:54:MET:HB3	2.15	0.46
15:AE:68:ALA:C	15:AE:70:ALA:N	2.69	0.46
39:BE:100:VAL:HG12	39:BE:118:ILE:HG22	1.98	0.46
35:BA:189(B):C:O2'	35:BA:189(C):C:H5'	2.16	0.46
11:AA:536:A:H5'	28:AU:53:ARG:HD3	1.97	0.46
1:A0:28:GLY:H	1:A0:66:VAL:HG13	1.80	0.46
27:AT:39:ARG:N	27:AT:39:ARG:CD	2.72	0.46
32:AY:9:LYS:O	32:AY:11:ASP:N	2.48	0.46
14:AD:132:PRO:HG3	14:AD:190:TYR:CE1	2.51	0.46

Continued on next page...

Continued from previous page...

Atom-1	Atom-2	Interatomic distance (Å)	Clash overlap (Å)
46:BL:98:TYR:CD1	46:BL:98:TYR:N	2.83	0.46
35:BA:193:C:H2'	35:BA:194:C:C6	2.51	0.46
11:AA:654(T):C:O2'	11:AA:654(U):A:H5'	2.14	0.46
11:AA:988:A:H4'	11:AA:1155:A:N1	2.30	0.46
24:AQ:27:VAL:O	24:AQ:29:PHE:N	2.48	0.46
11:AA:265:A:H1'	11:AA:266:G:O4'	2.15	0.46
35:BA:24:U:O2'	35:BA:25:C:H5'	2.16	0.46
21:AN:119:ARG:HH11	21:AN:119:ARG:HG3	1.79	0.46
11:AA:1411:C:H2'	11:AA:1412:A:H8	1.80	0.46
14:AD:155:LEU:HD23	14:AD:177:LEU:CD2	2.44	0.46
11:AA:1856:G:C2'	11:AA:1857:G:H5'	2.46	0.46
43:BI:128:ARG:OXT	43:BI:128:ARG:HG2	2.15	0.46
41:BG:89:MET:O	41:BG:90:GLU:C	2.53	0.46
36:BB:104:ASN:O	36:BB:108:ILE:HG12	2.15	0.46
35:BA:334:C:O5'	35:BA:334:C:H6	1.97	0.46
11:AA:2667:C:H2'	11:AA:2668:G:O4'	2.16	0.46
11:AA:2489:G:C6	11:AA:2490:G:C6	3.02	0.46
20:AK:94:UNK:O	20:AK:95:UNK:C	2.63	0.46
10:A9:22:ARG:HB2	10:A9:24:TYR:HE1	1.80	0.46
11:AA:1915:U:C5'	11:AA:1915:U:C6	2.93	0.46
43:BI:114:TYR:CE2	44:BJ:60:ARG:O	2.54	0.46
34:B2:100:LEU:HD12	34:B2:117:LEU:HD13	1.98	0.46
35:BA:1316:G:H2'	35:BA:1317:C:H5''	1.98	0.46
17:AG:42:GLY:O	17:AG:88:ILE:HG23	2.15	0.46
15:AE:111:ARG:HA	25:AR:2:ARG:NH1	2.30	0.46
13:AC:45:ALA:CB	13:AC:212:VAL:HA	2.43	0.46
41:BG:67:GLU:C	41:BG:69:VAL:N	2.68	0.46
10:A9:9:ARG:O	10:A9:10:ILE:C	2.54	0.46
10:A9:9:ARG:O	10:A9:10:ILE:O	2.34	0.46
47:BM:49:THR:C	47:BM:51:ALA:N	2.67	0.46
18:AH:85:LYS:O	18:AH:132:ARG:HB2	2.16	0.46
35:BA:858:G:H8	35:BA:858:G:C5'	2.29	0.46
17:AG:130:ASN:OD1	17:AG:161:THR:N	2.45	0.46
52:BR:47:THR:C	52:BR:83:GLU:HG2	2.35	0.46
35:BA:78:G:H1	35:BA:91:C:N4	2.13	0.46
36:BB:149:LEU:O	36:BB:153:ARG:HB2	2.16	0.46
11:AA:2192:G:H2'	11:AA:2193:G:C5'	2.37	0.46
11:AA:1048:A:N7	11:AA:1049:C:N4	2.64	0.46
11:AA:2580:U:C5'	15:AE:131:ALA:N	2.78	0.46
35:BA:674:G:H2'	35:BA:675:A:C8	2.50	0.46
12:AB:30:C:H4'	12:AB:58:A:H2	1.81	0.46

Continued on next page...

Continued from previous page...

Atom-1	Atom-2	Interatomic distance (Å)	Clash overlap (Å)
28:AU:6:THR:O	28:AU:9:VAL:CG2	2.63	0.46
27:AT:11:GLU:C	27:AT:13:ARG:H	2.18	0.46
5:A4:14:ILE:CD1	5:A4:14:ILE:N	2.78	0.46
35:BA:1349:A:OP1	43:BI:118:LYS:HE2	2.15	0.46
33:AZ:77:ASP:O	33:AZ:79:ARG:N	2.49	0.46
17:AG:51:ARG:CD	17:AG:53:LEU:HD21	2.44	0.46
11:AA:210:C:H2'	11:AA:211:A:H8	1.81	0.46
37:BC:35:GLU:O	37:BC:36:ASP:C	2.53	0.46
34:B2:64:GLU:OE1	46:BL:78:GLN:HA	2.15	0.46
50:BP:65:GLN:HA	50:BP:66:PRO:HD3	1.74	0.46
35:BA:471:G:OP1	35:BA:471:G:H3'	2.15	0.46
35:BA:986:A:H2'	35:BA:987:G:O4'	2.15	0.46
10:A9:16:VAL:O	10:A9:16:VAL:HG12	2.16	0.46
35:BA:790:A:H2'	35:BA:791:G:C8	2.51	0.46
38:BD:126:ILE:CG2	38:BD:127:THR:N	2.78	0.46
18:AH:41:MET:HG3	18:AH:42:ARG:O	2.16	0.46
59:BZ:132:VAL:HG12	59:BZ:133:VAL:N	2.31	0.46
16:AF:125:LEU:H	16:AF:125:LEU:CD2	2.26	0.46
16:AF:21:ALA:HB3	16:AF:23:ASP:OD2	2.15	0.46
32:AY:100:ALA:O	32:AY:101:LYS:CB	2.64	0.46
36:BB:74:LYS:NZ	36:BB:76:GLN:NE2	2.64	0.46
11:AA:2445:G:O2'	11:AA:2446:G:H5'	2.16	0.46
34:B2:82:HIS:HA	58:BY:19:A:OP2	2.16	0.46
43:BI:104:ARG:CG	43:BI:105:ASP:H	2.28	0.46
32:AY:8:LYS:HB2	32:AY:28:LYS:CE	2.44	0.46
13:AC:134:ARG:O	13:AC:136:LEU:HG	2.15	0.46
11:AA:7:G:O2'	11:AA:8:A:H5'	2.16	0.46
23:AP:16:ARG:NH2	23:AP:18:ARG:HG3	2.31	0.46
28:AU:90:VAL:CG1	28:AU:91:ASP:N	2.65	0.46
13:AC:22:ILE:HG12	13:AC:224:ILE:CD1	2.31	0.46
41:BG:69:VAL:HA	41:BG:138:LYS:HD2	1.97	0.46
14:AD:63:ARG:HB2	14:AD:85:ASP:OD2	2.15	0.46
11:AA:1019:U:C2	11:AA:1142(A):A:N6	2.84	0.46
11:AA:2208:A:H1'	11:AA:2219:G:C6	2.50	0.46
33:AZ:180:VAL:HG13	33:AZ:181:GLU:N	2.30	0.46
17:AG:122:PRO:HG3	17:AG:182:LYS:N	2.31	0.46
44:BJ:17:ASP:OD1	44:BJ:70:ARG:NH2	2.48	0.46
36:BB:188:ALA:HB1	36:BB:192:SER:OG	2.16	0.46
3:A2:25:VAL:C	3:A2:27:GLU:N	2.68	0.46
11:AA:2784:C:H1'	15:AE:37:ARG:HH12	1.81	0.46
35:BA:1371:G:O3'	43:BI:69:GLY:HA3	2.15	0.46

Continued on next page...

Continued from previous page...

Atom-1	Atom-2	Interatomic distance (Å)	Clash overlap (Å)
18:AH:89:ILE:HG23	18:AH:129:THR:O	2.16	0.46
14:AD:211:ARG:HA	14:AD:214:TRP:CD2	2.49	0.46
50:BP:38:TYR:O	50:BP:49:LEU:HD12	2.16	0.46
45:BK:59:TYR:O	45:BK:63:LEU:HG	2.15	0.46
11:AA:2685:G:H1'	11:AA:2726:U:C5	2.49	0.46
38:BD:129:ASN:ND2	38:BD:129:ASN:N	2.64	0.46
35:BA:1075:C:O2'	35:BA:1076:C:H5'	2.15	0.46
35:BA:160:A:O2'	35:BA:161:A:H5'	2.16	0.46
1:A0:16:SER:OG	11:AA:2262:U:OP1	2.22	0.46
11:AA:582:G:OP2	28:AU:14:HIS:HD2	1.98	0.46
24:AQ:79:LEU:HD23	24:AQ:80:GLU:H	1.79	0.46
27:AT:124:ASP:N	27:AT:124:ASP:OD1	2.49	0.46
35:BA:977:A:H2'	35:BA:977:A:N3	2.31	0.46
11:AA:1743:C:C6	11:AA:1744:C:C5	3.04	0.46
11:AA:65:C:H2'	11:AA:66:C:C6	2.51	0.46
11:AA:2695:C:H2'	11:AA:2696:U:H6	1.81	0.46
2:A1:45:ASN:ND2	11:AA:2090:G:H21	2.13	0.46
35:BA:1473:A:O2'	35:BA:1474:G:H5'	2.15	0.46
2:A1:33:LYS:HE2	11:AA:2432:A:C8	2.50	0.46
31:AX:59:VAL:O	31:AX:59:VAL:HG12	2.14	0.46
7:A6:42:TRP:HA	7:A6:42:TRP:CE3	2.51	0.46
11:AA:1630:G:H2'	11:AA:1631:C:C6	2.51	0.46
18:AH:29:PRO:O	18:AH:31:GLY:N	2.49	0.46
52:BR:37:VAL:HG23	52:BR:38:GLU:N	2.30	0.46
44:BJ:54:PHE:CD2	44:BJ:55:LYS:HD2	2.51	0.46
23:AP:108:LYS:N	23:AP:108:LYS:HD2	2.31	0.46
11:AA:1064:C:C2'	11:AA:1065:U:H5''	2.44	0.46
59:BZ:122:LEU:C	59:BZ:124:ARG:N	2.69	0.46
58:BY:1:G:H4'	59:BZ:91:ASN:OD1	2.16	0.46
11:AA:336:C:H2'	11:AA:337:C:H6	1.81	0.46
13:AC:131:LEU:C	56:BW:57:C:N4	2.69	0.46
17:AG:64:THR:OG1	17:AG:94:LEU:HD21	2.15	0.46
13:AC:41:VAL:O	13:AC:41:VAL:HG12	2.16	0.46
11:AA:628:G:C3'	11:AA:629:G:H5''	2.44	0.46
7:A6:10:LEU:HD12	9:A8:34:TRP:CD1	2.50	0.46
11:AA:1216:G:OP2	28:AU:8:VAL:HG21	2.16	0.46
33:AZ:133:ILE:O	33:AZ:133:ILE:HG22	2.16	0.46
10:A9:27:CYS:SG	10:A9:28:GLU:N	2.88	0.46
38:BD:78:LEU:HD21	38:BD:96:LEU:HD23	1.98	0.46
3:A2:48:HIS:O	3:A2:52:ASP:HB2	2.16	0.46
36:BB:102:LEU:HB3	36:BB:180:LEU:HD12	1.98	0.46

Continued on next page...

Continued from previous page...

Atom-1	Atom-2	Interatomic distance (Å)	Clash overlap (Å)
1:A0:29:GLN:O	1:A0:66:VAL:HA	2.16	0.46
11:AA:1799:G:N7	14:AD:179:SER:OG	2.40	0.46
43:BI:113:LYS:H	43:BI:119:ALA:HA	1.81	0.46
11:AA:2023:G:H4'	11:AA:2617:C:O3'	2.16	0.46
17:AG:169:ALA:O	17:AG:173:LEU:HG	2.16	0.46
35:BA:44:G:C6	35:BA:45:U:C2	3.04	0.46
35:BA:1530:G:C2'	35:BA:1531:A:O5'	2.64	0.46
11:AA:1744:C:O2	11:AA:1744:C:H2'	2.15	0.46
35:BA:1389:C:H2'	35:BA:1390:U:C6	2.50	0.46
2:A1:83:GLU:N	2:A1:83:GLU:OE1	2.48	0.46
37:BC:24:ALA:HB2	37:BC:32:LEU:HD12	1.98	0.46
11:AA:2537:U:H2'	11:AA:2538:C:C6	2.51	0.46
11:AA:1072:C:N4	11:AA:1098:A:OP1	2.48	0.46
11:AA:922:U:H2'	11:AA:923:C:C6	2.49	0.46
59:BZ:72:THR:HG21	59:BZ:207:ASP:OD1	2.15	0.46
11:AA:1915:U:H2'	11:AA:1916:A:C5'	2.46	0.46
32:AY:101:LYS:CG	32:AY:102:CYS:N	2.68	0.46
38:BD:67:ILE:HG22	38:BD:68:TYR:CD1	2.51	0.46
11:AA:2092:U:H5	11:AA:2226:C:OP1	1.98	0.46
23:AP:121:LYS:HB2	23:AP:123:LEU:CD2	2.46	0.46
23:AP:80:TYR:CE2	23:AP:111:ARG:HG2	2.51	0.46
44:BJ:3:LYS:N	44:BJ:74:ILE:O	2.49	0.46
11:AA:2312:U:O3'	17:AG:71:THR:HG21	2.15	0.46
11:AA:143:G:H2'	11:AA:143(A):C:C6	2.50	0.46
27:AT:61:PHE:CD1	27:AT:61:PHE:N	2.81	0.46
28:AU:90:VAL:HG21	29:AV:47:VAL:HG21	1.98	0.46
17:AG:143:GLU:O	17:AG:144:ILE:CG2	2.63	0.46
47:BM:79:LYS:C	47:BM:81:LEU:N	2.68	0.46
35:BA:1313:U:P	53:BS:6:LYS:HB3	2.56	0.46
12:AB:90:A:N7	12:AB:91:C:H1'	2.31	0.46
11:AA:654(G):C:O2'	11:AA:654(H):G:H8	1.98	0.46
35:BA:84:U:O2'	35:BA:88:A:H5'	2.16	0.46
17:AG:6:ALA:HB3	17:AG:104:GLU:OE2	2.16	0.46
54:BT:72:LEU:HD22	54:BT:76:ALA:HB1	1.97	0.46
22:AO:87:ILE:CG2	22:AO:88:ASN:N	2.78	0.46
18:AH:83:TYR:O	18:AH:84:SER:C	2.54	0.46
18:AH:85:LYS:NZ	18:AH:86:GLU:CA	2.79	0.46
14:AD:70:TRP:CZ3	14:AD:146:GLU:OE2	2.68	0.46
11:AA:1106:G:C2'	11:AA:1107:G:H5'	2.46	0.46
35:BA:673:G:H2'	35:BA:674:G:C8	2.51	0.46
21:AN:60:ILE:HD13	21:AN:99:LEU:HD23	1.98	0.46

Continued on next page...

Continued from previous page...

Atom-1	Atom-2	Interatomic distance (Å)	Clash overlap (Å)
37:BC:77:ILE:HG12	37:BC:84:ILE:HG21	1.96	0.46
46:BL:124:LYS:HD2	46:BL:125:PRO:CD	2.44	0.46
22:AO:7:TYR:CE1	22:AO:20:MET:HB2	2.51	0.46
29:AV:98:GLU:C	29:AV:99:ILE:HD13	2.36	0.46
11:AA:602:G:N1	11:AA:654(U):A:N7	2.63	0.46
11:AA:1842:G:O2'	14:AD:253:GLN:OE1	2.33	0.46
27:AT:102:ILE:HB	27:AT:110:ILE:HD12	1.98	0.46
11:AA:172:C:H2'	11:AA:173:G:O4'	2.15	0.46
35:BA:1128:C:H1'	35:BA:1146:A:H61	1.81	0.46
21:AN:120:LEU:CD1	21:AN:122:VAL:HG23	2.46	0.46
21:AN:118:LYS:C	21:AN:120:LEU:H	2.18	0.46
59:BZ:195:TRP:HA	59:BZ:195:TRP:CE3	2.51	0.46
42:BH:35:ILE:HG22	42:BH:39:LEU:CD2	2.46	0.46
11:AA:1265:A:H8	11:AA:1265:A:OP1	1.99	0.46
11:AA:904:C:H2'	11:AA:905:U:C6	2.50	0.46
35:BA:1388:C:H2'	35:BA:1389:C:C6	2.51	0.46
52:BR:37:VAL:CG2	52:BR:38:GLU:N	2.78	0.46
11:AA:2679:A:H4'	15:AE:165:VAL:HG11	1.96	0.46
11:AA:1416:G:HO2'	11:AA:1417:C:H5	1.63	0.46
11:AA:1433:U:H1'	11:AA:1561:G:N2	2.31	0.46
11:AA:2545:G:N3	11:AA:2565:A:H2	2.13	0.46
11:AA:1914:A:H2'	11:AA:1915:U:C6	2.50	0.46
11:AA:1914:A:N6	35:BA:1409:C:O3'	2.48	0.46
35:BA:1199:U:H4'	44:BJ:54:PHE:CD1	2.49	0.46
35:BA:975:A:N6	35:BA:1367:C:O4'	2.49	0.46
38:BD:170:VAL:CG1	38:BD:174:LEU:HB2	2.46	0.46
23:AP:95:VAL:CG2	23:AP:125:VAL:HG23	2.46	0.46
59:BZ:87:ASP:HB2	59:BZ:88:TYR:HD1	1.80	0.46
15:AE:52:LEU:HD12	15:AE:53:PRO:HD2	1.98	0.46
11:AA:2802:G:C3'	11:AA:2803:C:H5''	2.46	0.46
11:AA:1505:C:H2'	11:AA:1506:C:O4'	2.16	0.46
59:BZ:129:PRO:O	59:BZ:130:TYR:O	2.34	0.46
14:AD:35:LYS:N	14:AD:36:PRO:CD	2.71	0.46
30:AW:24:ILE:O	30:AW:71:VAL:HG21	2.15	0.46
35:BA:1318:A:H1'	53:BS:37:ARG:HH21	1.80	0.46
53:BS:53:ASN:HB2	53:BS:77:THR:HG22	1.98	0.46
18:AH:83:TYR:HB2	18:AH:135:GLY:N	2.31	0.46
11:AA:2125:G:N3	11:AA:2173:A:N6	2.63	0.46
26:AS:49:VAL:CG1	26:AS:50:SER:N	2.77	0.46
35:BA:1152:A:H2'	35:BA:1153:C:H6	1.80	0.46
40:BF:10:LEU:O	40:BF:11:ASN:C	2.54	0.46

Continued on next page...

Continued from previous page...

Atom-1	Atom-2	Interatomic distance (Å)	Clash overlap (Å)
39:BE:100:VAL:HA	39:BE:118:ILE:HG22	1.98	0.46
15:AE:120:TRP:CE3	15:AE:155:LYS:HG2	2.50	0.46
15:AE:59:VAL:HG13	15:AE:60:ASN:H	1.81	0.46
52:BR:40:LEU:C	52:BR:42:ARG:N	2.69	0.46
12:AB:55:U:H2'	12:AB:56:G:C8	2.51	0.46
16:AF:148:LEU:HD23	16:AF:191:ARG:HH11	1.80	0.46
35:BA:1014:A:H2'	35:BA:1015:A:C8	2.51	0.46
49:BO:82:ILE:HD13	49:BO:82:ILE:O	2.16	0.46
14:AD:10:THR:C	14:AD:11:PRO:O	2.54	0.46
11:AA:1173:G:H2'	11:AA:1175:U:C5	2.50	0.46
15:AE:81:ILE:O	15:AE:81:ILE:CG2	2.63	0.46
2:A1:73:LEU:HD22	2:A1:94:LEU:HB3	1.98	0.46
12:AB:11:C:OP2	12:AB:12:C:H5	1.99	0.46
45:BK:15:ALA:HB1	45:BK:78:GLN:HB2	1.98	0.46
11:AA:736:C:H6	11:AA:736:C:O5'	1.99	0.46
11:AA:962:G:C2'	11:AA:963:U:H5'	2.46	0.46
23:AP:134:ALA:HA	23:AP:137:LYS:HZ2	1.80	0.46
40:BF:69:GLU:O	40:BF:72:VAL:HG12	2.15	0.46
35:BA:498:U:O2'	35:BA:499:A:O5'	2.33	0.46
35:BA:202:U:H2'	35:BA:203:U:OP2	2.16	0.46
35:BA:71:C:H2'	35:BA:72:C:C6	2.50	0.46
1:A0:34:GLY:O	1:A0:35:ASN:C	2.53	0.46
35:BA:790:A:H5'	56:BV:39:A:O3'	2.15	0.46
35:BA:748:C:H4'	35:BA:749:C:O5'	2.15	0.46
11:AA:791:C:H4'	11:AA:792:G:OP1	2.15	0.46
42:BH:34:GLU:HA	42:BH:34:GLU:OE1	2.16	0.46
26:AS:54:LEU:HD13	26:AS:54:LEU:O	2.16	0.46
11:AA:406:G:H8	11:AA:406:G:O5'	1.98	0.46
11:AA:1509:C:O4'	11:AA:1509:C:O2	2.34	0.46
11:AA:2273:A:O2'	11:AA:2274:A:H5'	2.15	0.46
11:AA:1632:A:N6	11:AA:1633:G:N1	2.64	0.46
38:BD:18:LYS:N	38:BD:33:MET:HE3	2.30	0.45
7:A6:20:ASN:O	7:A6:21:TYR:CD2	2.69	0.45
7:A6:27:LYS:HG3	7:A6:30:THR:CB	2.39	0.45
7:A6:19:ARG:HD2	11:AA:2400:G:O2'	2.16	0.45
59:BZ:13:ASN:OD1	59:BZ:78:SER:HB2	2.17	0.45
6:A5:40:LYS:HZ3	6:A5:46:CYS:N	2.07	0.45
6:A5:44:THR:HG22	6:A5:45:VAL:H	1.82	0.45
16:AF:192:LEU:CD2	16:AF:192:LEU:C	2.85	0.45
23:AP:82:GLY:HA2	23:AP:115:LEU:HD21	1.97	0.45
34:B2:38:LYS:O	34:B2:39:VAL:HG12	2.16	0.45

Continued on next page...

Continued from previous page...

Atom-1	Atom-2	Interatomic distance (Å)	Clash overlap (Å)
34:B2:45:PHE:HE2	34:B2:47:ARG:NE	2.13	0.45
29:AV:51:VAL:CG1	29:AV:52:VAL:N	2.76	0.45
11:AA:1504:C:O2'	11:AA:1505:C:C5'	2.64	0.45
31:AX:83:VAL:HG12	31:AX:87:GLN:HE21	1.80	0.45
16:AF:117:ARG:CZ	23:AP:5:ASP:N	2.79	0.45
11:AA:2464:C:O2'	11:AA:2465:C:P	2.74	0.45
25:AR:22:ARG:O	25:AR:26:LYS:HG3	2.16	0.45
5:A4:35:VAL:HG12	5:A4:36:CYS:N	2.31	0.45
47:BM:57:ARG:O	47:BM:59:TYR:N	2.49	0.45
11:AA:1047:G:H2'	11:AA:1110:G:N2	2.25	0.45
46:BL:83:VAL:HG12	46:BL:84:LEU:N	2.31	0.45
11:AA:1076:C:N4	11:AA:1088:A:H61	2.15	0.45
33:AZ:15:PRO:C	33:AZ:17:ALA:H	2.19	0.45
44:BJ:46:ARG:HG2	44:BJ:64:GLU:OE1	2.15	0.45
11:AA:272(I):U:H5'	11:AA:272(I):U:C6	2.51	0.45
39:BE:91:LEU:O	39:BE:92:LYS:HB2	2.16	0.45
18:AH:167:GLU:HB3	18:AH:168:PRO:HD2	1.97	0.45
25:AR:38:VAL:O	25:AR:39:PRO:C	2.54	0.45
11:AA:2825:C:H2'	11:AA:2826:A:H5'	1.97	0.45
59:BZ:196:VAL:O	59:BZ:199:ILE:HB	2.16	0.45
11:AA:2000:G:O2'	11:AA:2001:A:H5'	2.16	0.45
35:BA:41:G:H2'	35:BA:42:G:C8	2.51	0.45
34:B2:142:GLU:OE1	38:BD:50:ARG:N	2.44	0.45
15:AE:95:ILE:N	15:AE:95:ILE:HD13	2.31	0.45
11:AA:1630:G:C2	11:AA:1637:A:C2	3.04	0.45
37:BC:24:ALA:CB	37:BC:32:LEU:HD12	2.46	0.45
35:BA:849:C:O2'	35:BA:850:U:H5'	2.16	0.45
35:BA:309:G:O2'	35:BA:310:G:H5'	2.16	0.45
45:BK:91:ARG:O	45:BK:94:ALA:HB3	2.15	0.45
31:AX:61:GLY:H	31:AX:75:ASP:CG	2.20	0.45
11:AA:1354:A:H2'	11:AA:1355:G:O4'	2.15	0.45
3:A2:10:LEU:HD22	3:A2:14:ARG:NH1	2.31	0.45
35:BA:414:A:C5	35:BA:431:A:C2	3.04	0.45
38:BD:157:LEU:O	38:BD:161:ASN:ND2	2.49	0.45
11:AA:2364:C:O2'	11:AA:2365:G:H5'	2.16	0.45
7:A6:36:LEU:HD12	7:A6:50:ARG:NH2	2.31	0.45
56:BW:65:G:H2'	56:BW:66:C:H5'	1.98	0.45
59:BZ:99:MET:HE2	59:BZ:102:ALA:CB	2.36	0.45
35:BA:1411:C:C2	35:BA:1490:A:C2	3.04	0.45
16:AF:206:ILE:HG22	16:AF:207:GLY:H	1.80	0.45
11:AA:1899:G:N2	11:AA:1902:C:C5	2.84	0.45

Continued on next page...

Continued from previous page...

Atom-1	Atom-2	Interatomic distance (Å)	Clash overlap (Å)
32:AY:13:VAL:HG22	32:AY:14:LEU:N	2.31	0.45
15:AE:200:GLU:OE1	15:AE:200:GLU:N	2.50	0.45
17:AG:57:ALA:O	17:AG:60:LEU:N	2.48	0.45
28:AU:92:ARG:HD2	29:AV:11:GLN:CG	2.45	0.45
11:AA:1948:G:C2'	11:AA:1949:G:H5'	2.45	0.45
47:BM:66:LEU:CA	47:BM:70:LEU:HD12	2.38	0.45
35:BA:951:G:O2'	35:BA:952:U:H5'	2.16	0.45
14:AD:35:LYS:HG2	14:AD:63:ARG:HG3	1.97	0.45
31:AX:28:PHE:N	31:AX:28:PHE:CD1	2.84	0.45
11:AA:2758:A:O2'	11:AA:2759:G:C5'	2.64	0.45
14:AD:28:GLU:N	14:AD:29:PRO:CD	2.64	0.45
24:AQ:116:GLU:O	24:AQ:120:ILE:HG12	2.15	0.45
11:AA:2762:G:O2'	11:AA:2763:G:H5'	2.15	0.45
22:AO:88:ASN:OD1	22:AO:90:GLN:N	2.46	0.45
47:BM:99:ARG:O	47:BM:100:GLY:C	2.54	0.45
25:AR:100:LEU:HD21	25:AR:113:LEU:CD1	2.45	0.45
25:AR:59:ASP:N	25:AR:59:ASP:OD1	2.47	0.45
11:AA:414:C:H1'	11:AA:1864:U:O2'	2.17	0.45
22:AO:26:LYS:HD2	22:AO:37:ASP:CG	2.36	0.45
45:BK:20:TYR:O	45:BK:30:VAL:HA	2.16	0.45
11:AA:1041:G:C2'	11:AA:1042:G:H5'	2.47	0.45
36:BB:39:ILE:HG22	36:BB:40:HIS:H	1.80	0.45
11:AA:2580:U:H4'	15:AE:130:GLY:CA	2.46	0.45
36:BB:54:THR:HG21	36:BB:201:ILE:HD11	1.98	0.45
15:AE:37:ARG:HA	15:AE:42:ASP:OD2	2.15	0.45
43:BI:69:GLY:O	43:BI:71:SER:N	2.49	0.45
11:AA:1658:C:O5'	11:AA:1658:C:H6	1.98	0.45
43:BI:40:LEU:O	43:BI:42:ARG:N	2.49	0.45
34:B2:17:LEU:N	34:B2:17:LEU:CD2	2.76	0.45
28:AU:9:VAL:O	28:AU:13:LYS:HG2	2.16	0.45
11:AA:652:C:O2'	11:AA:653:A:O5'	2.35	0.45
35:BA:1009:G:H2'	35:BA:1010:G:H8	1.80	0.45
11:AA:271(F):C:H2'	11:AA:271(G):C:H5'	1.97	0.45
35:BA:1104:G:H4'	36:BB:111:ARG:NH1	2.30	0.45
35:BA:80:G:N2	35:BA:89:C:H2'	2.31	0.45
35:BA:1292:U:P	41:BG:41:ARG:HH21	2.40	0.45
13:AC:72:VAL:O	13:AC:157:LYS:HE2	2.16	0.45
11:AA:218:A:H2	11:AA:235:U:H4'	1.81	0.45
35:BA:109:A:C6	35:BA:326:G:C6	3.05	0.45
11:AA:478:A:C6	11:AA:480:A:C6	3.04	0.45
11:AA:1827:C:C2'	11:AA:1828:G:H5'	2.46	0.45

Continued on next page...

Continued from previous page...

Atom-1	Atom-2	Interatomic distance (Å)	Clash overlap (Å)
35:BA:1439:C:N4	35:BA:1462:G:H1	2.14	0.45
37:BC:187:ALA:HB3	37:BC:198:VAL:HB	1.97	0.45
35:BA:755:G:O2'	35:BA:756:C:H5'	2.16	0.45
35:BA:590:C:O2'	35:BA:591:U:H5'	2.15	0.45
35:BA:179:A:O2'	35:BA:180:U:H5'	2.16	0.45
9:A8:4:MET:HB2	11:AA:592:G:O2'	2.17	0.45
23:AP:95:VAL:O	23:AP:95:VAL:HG23	2.16	0.45
58:BY:14:U:O2'	58:BY:15:C:C5'	2.64	0.45
59:BZ:85:HIS:C	59:BZ:87:ASP:H	2.20	0.45
15:AE:103:ASP:OD2	15:AE:168:MET:HB2	2.16	0.45
15:AE:77:ILE:CG2	15:AE:78:LEU:H	2.06	0.45
33:AZ:119:GLU:CG	33:AZ:122:ARG:NH1	2.79	0.45
21:AN:82:LEU:C	21:AN:82:LEU:HD12	2.37	0.45
13:AC:195:ALA:O	13:AC:199:HIS:HB2	2.15	0.45
14:AD:196:VAL:O	14:AD:196:VAL:HG12	2.16	0.45
11:AA:887:A:H5'	47:BM:94:ARG:HH12	1.81	0.45
23:AP:88:LEU:HD22	23:AP:114:ILE:CD1	2.46	0.45
35:BA:1134:G:H2'	35:BA:1135:U:C5'	2.41	0.45
11:AA:1109:C:H2'	11:AA:1110:G:H5'	1.98	0.45
14:AD:19:ALA:HB3	14:AD:21:PHE:CZ	2.51	0.45
14:AD:3:VAL:HG12	14:AD:17:THR:HB	1.98	0.45
52:BR:40:LEU:C	52:BR:42:ARG:H	2.20	0.45
59:BZ:147:LEU:HB3	59:BZ:172:ARG:CZ	2.46	0.45
43:BI:43:ALA:C	43:BI:45:ALA:N	2.70	0.45
40:BF:5:GLU:HG3	40:BF:93:SER:OG	2.16	0.45
35:BA:710:G:OP2	40:BF:54:LYS:HE3	2.16	0.45
14:AD:211:ARG:O	14:AD:215:LEU:HG	2.16	0.45
35:BA:1030(C):G:O2'	35:BA:1030(D):A:H5'	2.17	0.45
35:BA:1377:A:H2'	41:BG:7:ALA:HB2	1.98	0.45
11:AA:104:U:C2'	11:AA:105:C:H5'	2.47	0.45
11:AA:173:G:H5'	11:AA:174:C:P	2.56	0.45
32:AY:20:TYR:C	32:AY:22:GLY:N	2.70	0.45
21:AN:78:TYR:CD1	21:AN:78:TYR:N	2.85	0.45
20:AK:131:UNK:O	20:AK:135:UNK:N	2.50	0.45
35:BA:472:A:H4'	50:BP:80:PHE:O	2.16	0.45
11:AA:1856:G:H2'	11:AA:1857:G:O4'	2.15	0.45
11:AA:1452:A:C4	11:AA:2702:U:C5	3.04	0.45
35:BA:790:A:O2'	35:BA:791:G:H5'	2.16	0.45
11:AA:1662:C:O2'	11:AA:1663:C:H5'	2.16	0.45
22:AO:8:LEU:H	22:AO:8:LEU:HD22	1.82	0.45
35:BA:1360:A:OP2	35:BA:1360:A:H8	1.99	0.45

Continued on next page...

Continued from previous page...

Atom-1	Atom-2	Interatomic distance (Å)	Clash overlap (Å)
2:A1:18:ILE:HG12	2:A1:37:ILE:HG22	1.98	0.45
1:A0:19:LYS:HZ2	1:A0:41:ARG:NH2	2.14	0.45
1:A0:38:VAL:CG2	1:A0:59:LEU:HD12	2.46	0.45
11:AA:1914:A:C2'	11:AA:1915:U:C5'	2.73	0.45
35:BA:1324:A:H2'	35:BA:1325:C:C6	2.51	0.45
32:AY:13:VAL:HB	32:AY:28:LYS:HD3	1.98	0.45
13:AC:120:MET:CE	13:AC:123:VAL:HG11	2.46	0.45
13:AC:131:LEU:O	13:AC:132:GLY:C	2.55	0.45
17:AG:43:LEU:CB	17:AG:45:GLU:HG2	2.27	0.45
31:AX:36:LYS:HA	31:AX:39:ILE:HG13	1.98	0.45
28:AU:108:GLU:HG3	29:AV:44:LYS:HD3	1.98	0.45
15:AE:116:VAL:HG22	15:AE:122:PHE:CD2	2.51	0.45
11:AA:2043:C:H1'	11:AA:2779:U:O4	2.17	0.45
59:BZ:185:ASN:ND2	59:BZ:187:LYS:HB2	2.21	0.45
24:AQ:66:ILE:O	24:AQ:66:ILE:HG13	2.17	0.45
14:AD:211:ARG:HD3	14:AD:214:TRP:CZ3	2.52	0.45
38:BD:122:ARG:HD2	38:BD:122:ARG:HA	1.72	0.45
16:AF:63:LYS:NZ	16:AF:75:HIS:O	2.48	0.45
18:AH:148:ILE:HG22	18:AH:162:ILE:CD1	2.46	0.45
24:AQ:25:ASP:OD2	33:AZ:78:LYS:HD3	2.15	0.45
11:AA:2310:A:O2'	11:AA:2311:A:C5'	2.65	0.45
41:BG:137:LYS:HB3	41:BG:137:LYS:HE2	1.85	0.45
41:BG:50:ILE:O	41:BG:54:THR:CG2	2.64	0.45
8:A7:10:ARG:HH12	8:A7:14:LYS:CE	2.29	0.45
14:AD:229:VAL:HG23	14:AD:230:ASP:N	2.32	0.45
12:AB:87:G:H3'	12:AB:88:C:H5''	1.99	0.45
40:BF:99:ALA:O	52:BR:28:GLU:HA	2.15	0.45
45:BK:34:ASP:HB3	45:BK:40:ILE:HD11	1.99	0.45
39:BE:15:ARG:NE	39:BE:26:PHE:CD2	2.85	0.45
11:AA:1563:G:O2'	11:AA:1564:C:H5'	2.15	0.45
39:BE:37:ARG:HH12	39:BE:111:GLU:HG2	1.81	0.45
56:BV:40:C:H2'	56:BV:41:C:H6	1.81	0.45
59:BZ:242:ILE:CG2	59:BZ:282:ALA:HA	2.46	0.45
11:AA:1514:U:H2'	11:AA:1515:G:C8	2.51	0.45
11:AA:1438:U:O2'	11:AA:1439:A:H5'	2.16	0.45
11:AA:654(C):G:H2'	11:AA:654(D):G:H5'	1.99	0.45
38:BD:127:THR:CG2	38:BD:128:VAL:H	2.30	0.45
38:BD:109:GLY:HA3	38:BD:165:MET:HE2	1.98	0.45
38:BD:190:ASP:CG	38:BD:191:ARG:N	2.70	0.45
34:B2:39:VAL:HB	34:B2:59:TYR:O	2.17	0.45
34:B2:7:ASN:CB	34:B2:41:PHE:HD2	2.28	0.45

Continued on next page...

Continued from previous page...

Atom-1	Atom-2	Interatomic distance (Å)	Clash overlap (Å)
34:B2:86:LEU:HA	34:B2:89:LEU:HD23	1.97	0.45
59:BZ:332:THR:O	59:BZ:364:PRO:HD3	2.16	0.45
35:BA:1114:C:H2'	35:BA:1115:C:H6	1.81	0.45
11:AA:811:U:OP2	23:AP:33:ARG:NH1	2.49	0.45
11:AA:2378:A:H2	26:AS:20:ARG:HH21	1.63	0.45
5:A4:27:THR:HG22	17:AG:143:GLU:OE1	2.17	0.45
5:A4:9:LEU:HD11	5:A4:25:TYR:HB3	1.98	0.45
47:BM:64:TRP:HD1	47:BM:66:LEU:HD11	1.81	0.45
32:AY:59:GLY:C	32:AY:60:PHE:HD1	2.19	0.45
36:BB:142:LEU:C	36:BB:142:LEU:HD23	2.37	0.45
37:BC:15:THR:HG22	37:BC:16:ARG:N	2.32	0.45
37:BC:3:ASN:O	37:BC:4:LYS:CB	2.62	0.45
30:AW:32:ALA:O	30:AW:36:LEU:HD23	2.17	0.45
11:AA:2531:A:H2	11:AA:2658:C:O2	1.99	0.45
11:AA:2208:A:H1'	11:AA:2219:G:C5	2.50	0.45
15:AE:116:VAL:HG21	15:AE:122:PHE:CE2	2.51	0.45
25:AR:116:LEU:O	25:AR:117:VAL:HG12	2.17	0.45
11:AA:1299:G:N1	11:AA:1640:C:OP1	2.46	0.45
36:BB:36:ARG:NH1	36:BB:36:ARG:HG3	2.32	0.45
36:BB:42:ILE:HD11	36:BB:202:PRO:O	2.16	0.45
3:A2:32:LEU:HA	3:A2:53:LEU:HD13	1.98	0.45
11:AA:197:A:N6	11:AA:2430:A:H2'	2.32	0.45
52:BR:59:SER:O	52:BR:60:ALA:C	2.55	0.45
21:AN:58:ASP:OD2	21:AN:59:LYS:HG2	2.16	0.45
2:A1:64:ALA:HA	2:A1:67:ILE:CG1	2.46	0.45
16:AF:127:GLU:OE1	16:AF:196:LEU:HD12	2.17	0.45
3:A2:35:LEU:HD12	3:A2:50:ILE:HG13	1.96	0.45
43:BI:113:LYS:H	43:BI:113:LYS:HD2	1.80	0.45
59:BZ:273:HIS:O	59:BZ:274:ARG:HB2	2.16	0.45
39:BE:142:LEU:O	39:BE:143:ARG:NE	2.49	0.45
11:AA:910:A:H2	11:AA:2264:C:O2	2.00	0.45
35:BA:1245:A:C2	35:BA:1293:G:C2	3.05	0.45
11:AA:999:U:O2'	11:AA:1000:A:H5'	2.16	0.45
35:BA:1499:A:C2'	35:BA:1500:A:H5'	2.47	0.45
14:AD:267:SER:C	14:AD:269:PHE:N	2.69	0.45
37:BC:157:ILE:HD13	37:BC:166:GLU:HB2	1.98	0.45
35:BA:328:C:H4'	35:BA:329:A:H5'	1.97	0.45
32:AY:31:LEU:CB	32:AY:32:PRO:HA	2.46	0.45
11:AA:2131:G:H4'	11:AA:2132:U:OP2	2.17	0.45
34:B2:123:LYS:HB3	34:B2:124:LYS:H	1.38	0.45
35:BA:692:U:H5'	35:BA:797:C:H5'	1.98	0.45

Continued on next page...

Continued from previous page...

Atom-1	Atom-2	Interatomic distance (Å)	Clash overlap (Å)
11:AA:680:G:H2'	11:AA:681:G:C8	2.51	0.45
43:BI:97:LYS:N	43:BI:98:PRO:CD	2.79	0.45
11:AA:2128:C:OP1	13:AC:35:ALA:HA	2.17	0.45
11:AA:1060:U:H1'	11:AA:1061:U:O5'	2.16	0.45
11:AA:1914:A:C3'	11:AA:1915:U:H5''	2.44	0.45
44:BJ:58:ASP:O	44:BJ:59:SER:O	2.35	0.45
38:BD:162:LEU:CD1	38:BD:178:VAL:HG12	2.46	0.45
23:AP:107:LYS:C	23:AP:109:GLY:H	2.20	0.45
23:AP:61:ARG:H	23:AP:61:ARG:HG3	1.52	0.45
44:BJ:23:ILE:HG23	44:BJ:85:LEU:CD2	2.36	0.45
34:B2:24:ILE:HG23	34:B2:79:LEU:HD23	1.99	0.45
34:B2:7:ASN:ND2	34:B2:10:ALA:H	2.13	0.45
11:AA:2491:U:O2'	11:AA:2492:U:H5'	2.17	0.45
47:BM:64:TRP:CD1	47:BM:66:LEU:HD11	2.52	0.45
59:BZ:298:VAL:CA	59:BZ:302:GLN:HE22	2.28	0.45
12:AB:15:A:H3'	12:AB:16:G:C5'	2.45	0.45
12:AB:16:G:O2'	12:AB:17:C:O5'	2.32	0.45
35:BA:1220:G:H2'	35:BA:1221:G:H8	1.81	0.45
26:AS:50:SER:O	26:AS:51:ALA:HB2	2.16	0.45
17:AG:123:ASN:O	17:AG:123:ASN:OD1	2.34	0.45
11:AA:1105:U:H2'	11:AA:1106:G:H8	1.82	0.45
35:BA:368:U:C5	59:BZ:234:ARG:CZ	2.98	0.45
11:AA:1363:C:O2'	11:AA:1809:A:N3	2.42	0.45
44:BJ:79:ARG:HA	44:BJ:82:ILE:CG1	2.46	0.45
36:BB:71:VAL:HG13	36:BB:93:VAL:CG1	2.46	0.45
11:AA:562:U:C4	11:AA:2036:C:O4'	2.69	0.45
11:AA:2395:C:C2	11:AA:2396:G:C8	3.04	0.45
11:AA:1227:G:OP2	28:AU:16:LYS:NZ	2.49	0.45
11:AA:764:A:C5	14:AD:209:ALA:HB1	2.52	0.45
12:AB:42:C:O2'	12:AB:43:C:P	2.74	0.45
2:A1:94:LEU:HD12	2:A1:94:LEU:N	2.32	0.45
35:BA:915:A:H2'	35:BA:916:G:C5'	2.45	0.45
30:AW:62:HIS:O	30:AW:63:ASP:O	2.34	0.45
11:AA:1792:G:H5'	14:AD:205:VAL:HG13	1.98	0.45
11:AA:842:G:O2'	11:AA:843:G:H5'	2.16	0.45
58:BY:67:U:C3'	58:BY:68:U:H5''	2.47	0.45
25:AR:37:THR:OG1	25:AR:40:LYS:HB2	2.17	0.45
15:AE:10:GLY:HA2	15:AE:192:ASN:ND2	2.32	0.45
20:AK:117:UNK:O	20:AK:118:UNK:CB	2.64	0.45
11:AA:703:U:C2'	11:AA:704:G:H5'	2.46	0.45
38:BD:182:LYS:HB2	38:BD:182:LYS:HE3	1.68	0.45

Continued on next page...

Continued from previous page...

Atom-1	Atom-2	Interatomic distance (Å)	Clash overlap (Å)
35:BA:520:A:N1	35:BA:536:C:H1'	2.32	0.45
23:AP:132:LYS:O	23:AP:136:GLU:HG2	2.17	0.45
11:AA:2363:C:O2'	11:AA:2364:C:H5'	2.17	0.45
7:A6:27:LYS:HG2	7:A6:30:THR:HB	1.95	0.45
11:AA:2188:C:C4	11:AA:2189:U:C4	3.04	0.45
23:AP:147:LEU:O	23:AP:148:LEU:CB	2.63	0.45
43:BI:10:ARG:O	43:BI:11:LYS:HB3	2.16	0.45
35:BA:1125:U:C4	44:BJ:71:LEU:HD21	2.52	0.45
35:BA:1505:G:H4'	35:BA:1506:U:H5''	1.99	0.45
44:BJ:30:SER:CB	44:BJ:84:GLN:NE2	2.76	0.45
31:AX:12:VAL:HG12	31:AX:27:THR:CA	2.47	0.45
11:AA:2762:G:H2'	11:AA:2763:G:H5'	1.99	0.45
22:AO:88:ASN:C	22:AO:90:GLN:N	2.70	0.45
11:AA:1041:G:H22	11:AA:1114:G:H22	1.64	0.45
46:BL:27:LEU:CD1	46:BL:28:LYS:HG3	2.46	0.45
35:BA:444:C:H2'	35:BA:445:G:C8	2.52	0.45
25:AR:85:PRO:O	25:AR:87:TYR:N	2.50	0.45
34:B2:17:LEU:H	34:B2:17:LEU:CD2	2.28	0.45
14:AD:209:ALA:C	14:AD:210:GLY:O	2.54	0.45
14:AD:211:ARG:HA	14:AD:214:TRP:CE3	2.51	0.45
35:BA:403:C:H2'	35:BA:404:U:H6	1.81	0.45
13:AC:100:ILE:CG2	13:AC:127:MET:HG3	2.43	0.45
35:BA:922:G:N3	35:BA:1398:A:H2	2.15	0.45
42:BH:42:GLU:HG3	42:BH:109:ILE:HD12	1.99	0.45
43:BI:110:GLU:HG2	43:BI:113:LYS:HZ2	1.81	0.45
41:BG:79:ARG:HG3	41:BG:83:ALA:C	2.37	0.45
11:AA:654(S):G:H2'	11:AA:654(T):C:O4'	2.16	0.45
59:BZ:221:PHE:CE1	59:BZ:247:VAL:HG22	2.51	0.45
24:AQ:21:THR:O	24:AQ:23:GLY:N	2.50	0.45
11:AA:247:G:H4'	11:AA:386:G:C6	2.52	0.45
16:AF:51:THR:HG21	16:AF:92:PRO:HD2	1.97	0.45
11:AA:473:G:P	11:AA:508:G:H22	2.39	0.45
11:AA:1962:C:O2'	11:AA:1964:G:OP1	2.33	0.45
2:A1:14:VAL:HG21	11:AA:188:G:H5'	1.99	0.45
15:AE:82:ARG:O	15:AE:83:ASP:C	2.55	0.45
35:BA:609:A:O2'	35:BA:610:G:H5'	2.16	0.45
45:BK:23:ALA:CB	45:BK:91:ARG:HB2	2.47	0.45
59:BZ:113:MET:H	59:BZ:116:THR:HB	1.81	0.45
35:BA:127:G:C2	35:BA:128:G:C8	3.05	0.45
38:BD:150:GLU:N	38:BD:150:GLU:OE1	2.36	0.45
41:BG:149:ARG:HG2	41:BG:149:ARG:O	2.16	0.45

Continued on next page...

Continued from previous page...

Atom-1	Atom-2	Interatomic distance (Å)	Clash overlap (Å)
28:AU:60:LEU:O	28:AU:60:LEU:HD22	2.16	0.45
11:AA:22:C:H2'	11:AA:23:G:O4'	2.16	0.45
35:BA:1091:U:C2	35:BA:1095:U:N3	2.84	0.45
7:A6:14:THR:HG22	7:A6:50:ARG:HB2	1.98	0.45
35:BA:1408:A:O2'	35:BA:1409:C:H5'	2.16	0.45
33:AZ:153:SER:H	33:AZ:167:PRO:HB2	1.82	0.45
38:BD:165:MET:CE	38:BD:176:LEU:HD21	2.47	0.45
38:BD:65:ARG:C	38:BD:67:ILE:N	2.70	0.45
23:AP:146:VAL:CG2	23:AP:147:LEU:H	2.15	0.45
58:BY:18:G:O2'	58:BY:19:A:OP2	2.26	0.45
59:BZ:324:LYS:O	59:BZ:325:LYS:C	2.55	0.45
11:AA:2809:A:C2	11:AA:2892:A:N3	2.85	0.45
11:AA:810:U:O2'	23:AP:33:ARG:NH1	2.49	0.45
13:AC:132:GLY:C	13:AC:134:ARG:H	2.19	0.45
17:AG:39:ILE:HA	17:AG:156:ASP:O	2.17	0.45
23:AP:16:ARG:NH2	23:AP:18:ARG:CG	2.79	0.45
27:AT:28:VAL:O	27:AT:29:ARG:HB2	2.17	0.45
11:AA:1542:A:C8	11:AA:1544:A:H5'	2.51	0.45
37:BC:14:ILE:O	37:BC:15:THR:HB	2.16	0.45
35:BA:950:U:H2'	35:BA:951:G:C8	2.52	0.45
53:BS:58:VAL:HG13	53:BS:58:VAL:O	2.17	0.45
16:AF:117:ARG:HA	16:AF:117:ARG:HD3	1.73	0.45
23:AP:7:ARG:HD2	23:AP:7:ARG:HA	1.84	0.45
27:AT:30:VAL:HG12	27:AT:44:ASP:OD2	2.16	0.45
11:AA:1475:G:H8	11:AA:1475:G:H5''	1.81	0.45
24:AQ:120:ILE:O	24:AQ:122:GLY:N	2.49	0.45
14:AD:93:ALA:HB2	14:AD:107:ALA:HB2	1.98	0.45
15:AE:68:ALA:HB3	15:AE:69:LYS:CE	2.47	0.45
36:BB:42:ILE:CD1	36:BB:202:PRO:HB2	2.47	0.45
59:BZ:147:LEU:N	59:BZ:147:LEU:HD23	2.32	0.45
32:AY:77:PRO:O	32:AY:78:ALA:CB	2.65	0.45
40:BF:3:ARG:HD3	40:BF:64:GLN:HE22	1.79	0.45
11:AA:2291:U:H2'	11:AA:2292:C:C6	2.52	0.45
11:AA:2341:G:H2'	11:AA:2342:C:C6	2.52	0.45
16:AF:8:GLN:O	16:AF:10:PRO:N	2.49	0.45
11:AA:605:C:H2'	11:AA:606:U:O4'	2.17	0.45
11:AA:598:G:C5'	23:AP:15:ARG:HB3	2.46	0.45
18:AH:88:LEU:HD22	18:AH:164:TYR:O	2.17	0.45
35:BA:1476:G:H2'	35:BA:1477:C:H6	1.80	0.45
12:AB:111:G:H2'	12:AB:112:U:C5'	2.46	0.45
35:BA:716:A:N3	45:BK:117:ASN:O	2.50	0.45

Continued on next page...

Continued from previous page...

Atom-1	Atom-2	Interatomic distance (Å)	Clash overlap (Å)
41:BG:102:ARG:O	41:BG:106:GLN:HG3	2.17	0.45
11:AA:643:A:C2'	11:AA:644:A:H5'	2.46	0.45
14:AD:45:ASN:ND2	14:AD:46:GLN:H	2.15	0.45
59:BZ:340:PRO:HB2	59:BZ:388:ILE:HG23	1.99	0.45
54:BT:16:HIS:O	54:BT:19:SER:CB	2.65	0.45
11:AA:480:A:H3'	11:AA:481:G:H5''	1.98	0.45
35:BA:328:C:C2'	35:BA:328:C:O2	2.65	0.45
35:BA:688:G:O2'	35:BA:689:C:H5'	2.16	0.45
11:AA:2360:A:O2'	11:AA:2361:A:C5'	2.65	0.45
39:BE:15:ARG:CZ	39:BE:26:PHE:CE2	2.99	0.45
21:AN:35:ARG:O	21:AN:42:TRP:CZ3	2.70	0.45
22:AO:38:VAL:CG1	22:AO:39:ILE:N	2.79	0.45
49:BO:8:LYS:O	49:BO:12:ILE:HG13	2.17	0.45
35:BA:116:A:H2'	35:BA:117:G:H8	1.82	0.45
11:AA:825:C:H4'	11:AA:2428:G:N7	2.32	0.45
11:AA:2335:A:C8	11:AA:2337:G:C5	3.05	0.45
11:AA:2639:A:C2'	11:AA:2640:G:H5'	2.47	0.45
25:AR:21:TYR:CD1	25:AR:21:TYR:N	2.85	0.45
9:A8:47:LYS:C	9:A8:47:LYS:HD2	2.37	0.45
29:AV:7:THR:O	29:AV:7:THR:HG23	2.17	0.45
29:AV:68:LYS:HA	29:AV:68:LYS:HD2	1.77	0.45
11:AA:2033:A:H2'	11:AA:2035:G:OP1	2.17	0.45
11:AA:1534:U:H2'	11:AA:1535:A:O4'	2.16	0.45
51:BQ:29:HIS:O	51:BQ:31:LEU:N	2.49	0.45
11:AA:271(J):C:HO2'	11:AA:271(K):U:H6	1.63	0.45
37:BC:145:GLY:O	37:BC:146:ALA:O	2.35	0.45
35:BA:799:G:H2'	35:BA:800:G:H5'	1.99	0.45
15:AE:97:LYS:O	15:AE:98:PRO:C	2.53	0.45
35:BA:903:G:H2'	35:BA:904:C:H6	1.81	0.45
38:BD:26:CYS:HA	38:BD:31:CYS:HA	1.99	0.45
7:A6:27:LYS:CG	7:A6:27:LYS:O	2.64	0.45
13:AC:51:PRO:HG3	13:AC:168:THR:C	2.37	0.45
32:AY:96:ILE:CD1	32:AY:99:CYS:SG	3.05	0.45
27:AT:93:ARG:HA	27:AT:93:ARG:HD2	1.59	0.45
13:AC:137:LEU:O	13:AC:139:ASN:N	2.36	0.45
11:AA:888:C:H5'	47:BM:93:ARG:CG	2.38	0.45
11:AA:635:C:H2'	11:AA:636:G:O4'	2.17	0.45
41:BG:138:LYS:O	41:BG:142:GLU:HG3	2.17	0.45
41:BG:69:VAL:HG21	41:BG:104:LEU:CD2	2.45	0.45
31:AX:12:VAL:HA	31:AX:27:THR:O	2.16	0.45
11:AA:1473:G:H2'	11:AA:1474:C:O4'	2.16	0.45

Continued on next page...

Continued from previous page...

Atom-1	Atom-2	Interatomic distance (Å)	Clash overlap (Å)
12:AB:16:G:C6	12:AB:69:G:C2	3.05	0.45
45:BK:93:GLN:NE2	45:BK:96:ARG:HH21	2.15	0.45
11:AA:2125:G:H1'	11:AA:2173:A:H61	1.81	0.45
14:AD:71:ASP:HB2	14:AD:103:ARG:NH2	2.22	0.45
35:BA:1202:G:H1'	48:BN:29:ARG:HD3	1.99	0.45
39:BE:28:PHE:CD2	39:BE:51:VAL:HG22	2.52	0.45
54:BT:100:ILE:H	54:BT:100:ILE:CD1	2.30	0.45
49:BO:23:GLY:O	49:BO:24:SER:O	2.35	0.45
11:AA:332:A:H4'	11:AA:333:G:OP2	2.16	0.45
39:BE:32:VAL:HG23	39:BE:58:ALA:CB	2.47	0.45
35:BA:738:C:H2'	35:BA:739:C:H6	1.81	0.45
51:BQ:51:TYR:CD2	51:BQ:73:VAL:HG11	2.52	0.45
11:AA:910:A:H2'	11:AA:911:A:C8	2.51	0.45
13:AC:4:GLY:O	13:AC:8:ARG:HG3	2.17	0.45
28:AU:109:LEU:O	28:AU:113:ALA:N	2.41	0.45
52:BR:36:ASN:HB2	52:BR:39:VAL:CG2	2.47	0.45
33:AZ:70:LEU:N	33:AZ:70:LEU:HD23	2.32	0.45
40:BF:33:TYR:CD2	40:BF:75:LEU:HA	2.51	0.45
11:AA:292:C:O2'	11:AA:293:U:H5'	2.16	0.45
35:BA:473:G:O2'	35:BA:474:G:H5'	2.17	0.45
11:AA:807:U:H2'	11:AA:808:G:H8	1.82	0.45
18:AH:49:VAL:HG23	18:AH:50:VAL:N	2.32	0.45
35:BA:692:U:H5'	35:BA:797:C:C5'	2.47	0.45
13:AC:46:LYS:O	13:AC:210:ARG:HB2	2.17	0.45
11:AA:1821:A:OP1	14:AD:201:HIS:CD2	2.70	0.45
11:AA:1432:C:H2'	11:AA:1433:U:O4'	2.17	0.45
11:AA:498:G:O2'	11:AA:499:U:H5'	2.17	0.45
56:BV:24:C:H2'	56:BV:25:U:C6	2.52	0.45
11:AA:1323:U:H2'	11:AA:1324:G:H5'	1.98	0.45
31:AX:63:LYS:HE3	31:AX:63:LYS:HB2	1.70	0.45
58:BY:76:C:O2	58:BY:76:C:H2'	2.16	0.45
6:A5:57:VAL:HG12	6:A5:58:LEU:HD12	1.98	0.45
35:BA:1160:G:O2'	35:BA:1161:C:H5'	2.16	0.45
35:BA:1099:G:H3'	35:BA:1100:C:H6	1.82	0.45
35:BA:131:C:H2'	35:BA:132:C:C6	2.51	0.45
11:AA:986:C:O2'	11:AA:987:G:H5'	2.17	0.45
38:BD:10:ARG:NH1	38:BD:40:PRO:HG3	2.32	0.45
38:BD:126:ILE:N	38:BD:126:ILE:CD1	2.80	0.45
7:A6:33:LYS:O	7:A6:34:LEU:HD12	2.17	0.45
56:BW:13:C:O5'	56:BW:13:C:H6	2.00	0.45
59:BZ:69:GLU:HG2	59:BZ:70:TYR:N	2.32	0.45

Continued on next page...

Continued from previous page...

Atom-1	Atom-2	Interatomic distance (Å)	Clash overlap (Å)
11:AA:2543:G:H2'	11:AA:2544:G:C8	2.52	0.45
16:AF:156:LEU:HD12	16:AF:193:VAL:HB	1.99	0.45
11:AA:1067:A:H1'	58:BY:69:C:O4'	2.16	0.45
34:B2:38:LYS:C	34:B2:39:VAL:HG13	2.37	0.45
34:B2:47:ARG:O	34:B2:53:LEU:HD12	2.17	0.45
11:AA:271(M):G:C3'	11:AA:271(N):U:H5''	2.47	0.45
35:BA:1115:C:O2'	35:BA:1116:C:H5'	2.16	0.45
27:AT:91:ARG:HD3	27:AT:116:ALA:HB2	1.98	0.45
27:AT:1:MET:HG3	27:AT:1:MET:O	2.17	0.45
11:AA:587:C:C5	23:AP:33:ARG:HG2	2.52	0.45
26:AS:34:HIS:CB	26:AS:53:SER:HB3	2.47	0.45
35:BA:1313:U:H2'	35:BA:1314:C:H6	1.81	0.45
59:BZ:345:ARG:HH12	59:BZ:384:LEU:CD2	2.30	0.45
36:BB:142:LEU:HD21	36:BB:146:GLN:NE2	2.32	0.45
11:AA:952:G:OP2	24:AQ:16:ARG:NH2	2.46	0.45
16:AF:132:VAL:HG21	16:AF:162:LEU:HD23	1.99	0.45
33:AZ:146:ILE:O	33:AZ:147:GLY:O	2.34	0.45
51:BQ:67:LYS:O	51:BQ:68:ARG:HB2	2.17	0.45
42:BH:14:ARG:O	42:BH:15:ASN:C	2.55	0.45
32:AY:63:LYS:CG	32:AY:64:GLU:N	2.78	0.45
35:BA:90:U:O3'	35:BA:91:C:C6	2.70	0.45
11:AA:2585:U:O4'	11:AA:2585:U:O2	2.34	0.45
11:AA:2096:U:H3	11:AA:2193:G:H1	1.64	0.45
35:BA:709:G:O2'	35:BA:710:G:H5'	2.17	0.45
8:A7:12:ARG:NH1	11:AA:686:G:O6	2.50	0.45
5:A4:31:ILE:CG2	5:A4:33:VAL:HG23	2.47	0.45
35:BA:66:G:H4'	35:BA:173:U:C5	2.51	0.45
35:BA:720:C:H2'	35:BA:721:G:H8	1.79	0.45
58:BY:23:G:C2'	58:BY:24:G:O5'	2.65	0.45
11:AA:1678:G:H8	11:AA:1678:G:O5'	2.00	0.45
35:BA:914:A:O2'	35:BA:915:A:H5'	2.17	0.45
41:BG:54:THR:HG23	41:BG:54:THR:O	2.17	0.45
35:BA:731:G:H5'	35:BA:766:A:H4'	1.98	0.45
59:BZ:171:ILE:CD1	59:BZ:171:ILE:N	2.80	0.45
35:BA:706:A:H1'	45:BK:29:ILE:HD11	1.99	0.45
9:A8:58:ILE:O	9:A8:58:ILE:HG22	2.17	0.45
11:AA:1337:G:OP2	31:AX:73:ARG:NH2	2.46	0.45
33:AZ:100:VAL:HG13	33:AZ:101:PRO:HD2	1.98	0.45
35:BA:421:U:H6	37:BC:127:ARG:CZ	2.30	0.45
22:AO:11:ALA:O	22:AO:98:VAL:HA	2.16	0.45
59:BZ:242:ILE:HD12	59:BZ:281:ILE:O	2.17	0.45

Continued on next page...

Continued from previous page...

Atom-1	Atom-2	Interatomic distance (Å)	Clash overlap (Å)
11:AA:1973:G:H2'	11:AA:1974:C:C6	2.51	0.45
38:BD:12:CYS:SG	38:BD:19:LEU:HB2	2.56	0.44
38:BD:30:LYS:C	38:BD:32:ALA:N	2.70	0.44
56:BW:65:G:H2'	56:BW:66:C:O4'	2.17	0.44
59:BZ:98:GLN:NE2	59:BZ:285:ASN:ND2	2.65	0.44
7:A6:5:VAL:O	7:A6:6:ARG:CB	2.65	0.44
38:BD:171:GLY:HA2	38:BD:172:PRO:HD3	1.81	0.44
23:AP:96:THR:CG2	23:AP:126:VAL:HB	2.46	0.44
59:BZ:216:ASP:OD2	59:BZ:219:LYS:HG3	2.16	0.44
34:B2:39:VAL:O	34:B2:39:VAL:HG23	2.15	0.44
43:BI:9:ARG:HB2	43:BI:104:ARG:NH1	2.13	0.44
15:AE:51:PHE:O	15:AE:52:LEU:O	2.35	0.44
17:AG:42:GLY:HA2	17:AG:90:LEU:H	1.82	0.44
17:AG:90:LEU:HD12	17:AG:90:LEU:HA	1.74	0.44
53:BS:33:THR:HG22	53:BS:50:ALA:O	2.17	0.44
53:BS:47:HIS:O	53:BS:62:ILE:CG2	2.65	0.44
29:AV:40:LEU:N	29:AV:40:LEU:HD22	2.32	0.44
47:BM:15:VAL:C	47:BM:17:VAL:N	2.70	0.44
47:BM:17:VAL:O	47:BM:20:THR:OG1	2.34	0.44
11:AA:1140:C:O3'	21:AN:25:ARG:NH1	2.48	0.44
31:AX:80:ILE:CG1	31:AX:80:ILE:O	2.65	0.44
47:BM:54:VAL:O	47:BM:56:LEU:N	2.50	0.44
47:BM:53:VAL:O	47:BM:56:LEU:HB3	2.17	0.44
33:AZ:145:GLU:HG3	33:AZ:146:ILE:N	2.32	0.44
11:AA:2126:A:H5'	13:AC:37:PHE:CD2	2.51	0.44
17:AG:97:ASP:H	17:AG:100:TRP:HD1	1.65	0.44
17:AG:96:ARG:H	17:AG:99:MET:CE	2.20	0.44
11:AA:1478:G:HO2'	11:AA:1558:A:H2	1.64	0.44
11:AA:1687:G:H2'	11:AA:1688:U:C6	2.52	0.44
52:BR:87:ARG:HB3	52:BR:87:ARG:HE	1.55	0.44
11:AA:1813:G:H1'	14:AD:50:THR:OG1	2.17	0.44
41:BG:144:MET:C	41:BG:145:ALA:O	2.53	0.44
11:AA:535:C:C2'	11:AA:536:A:H5'	2.47	0.44
39:BE:11:ILE:HD11	39:BE:31:LEU:HD13	1.99	0.44
17:AG:51:ARG:HA	17:AG:51:ARG:NE	2.32	0.44
11:AA:1842:G:H2'	11:AA:1843:C:H6	1.81	0.44
33:AZ:111:VAL:O	33:AZ:112:ARG:C	2.56	0.44
35:BA:1478:C:H2'	35:BA:1479:C:C6	2.52	0.44
30:AW:22:ASP:HA	30:AW:25:ARG:NH1	2.32	0.44
1:A0:74:ARG:HB2	12:AB:12:C:O2'	2.17	0.44
11:AA:1164:G:H2'	11:AA:1165:U:H6	1.83	0.44

Continued on next page...

Continued from previous page...

Atom-1	Atom-2	Interatomic distance (Å)	Clash overlap (Å)
1:A0:50:ASN:HB3	1:A0:63:VAL:CG2	2.47	0.44
11:AA:271(V):G:O2'	11:AA:271(W):G:H5'	2.17	0.44
53:BS:79:THR:O	53:BS:80:TYR:CB	2.65	0.44
35:BA:518:C:H2'	35:BA:530:G:C2	2.52	0.44
34:B2:63:TYR:H	34:B2:70:ASN:HD22	1.64	0.44
21:AN:119:ARG:HH11	21:AN:119:ARG:CG	2.30	0.44
35:BA:622:A:C8	35:BA:623:C:C6	3.05	0.44
35:BA:1225:A:OP1	47:BM:102:ARG:HA	2.17	0.44
11:AA:1531:C:H2'	11:AA:1532:C:C6	2.52	0.44
33:AZ:157:LEU:O	33:AZ:158:PRO:C	2.54	0.44
37:BC:146:ALA:C	37:BC:148:GLY:H	2.20	0.44
59:BZ:401:THR:HG22	59:BZ:402:LYS:N	2.32	0.44
35:BA:864:A:H3'	35:BA:865:A:C8	2.52	0.44
35:BA:233:C:H2'	35:BA:234:C:H6	1.82	0.44
39:BE:63:ARG:HG2	39:BE:63:ARG:HH11	1.82	0.44
35:BA:995:C:O2'	35:BA:996:A:P	2.75	0.44
41:BG:107:ALA:O	41:BG:109:ASN:N	2.50	0.44
1:A0:41:ARG:O	1:A0:57:PHE:HD2	2.00	0.44
11:AA:2544:G:O5'	11:AA:2544:G:H8	2.00	0.44
35:BA:1055:A:O5'	35:BA:1055:A:H8	2.00	0.44
11:AA:1888:G:H5'	11:AA:1888:G:N3	2.32	0.44
13:AC:130:ILE:O	13:AC:134:ARG:HD2	2.17	0.44
13:AC:124:GLY:C	56:BW:58:A:H5'	2.38	0.44
27:AT:77:PRO:C	27:AT:79:HIS:N	2.70	0.44
13:AC:10:LEU:HB3	13:AC:220:PRO:CD	2.48	0.44
35:BA:1505:G:H4'	35:BA:1506:U:H5'	1.98	0.44
11:AA:952:G:P	24:AQ:16:ARG:HH22	2.39	0.44
35:BA:1280:A:O4'	44:BJ:41:PRO:CG	2.64	0.44
31:AX:11:PRO:HG2	31:AX:13:LEU:HG	1.99	0.44
11:AA:2528:U:O2'	11:AA:2529:G:H3'	2.17	0.44
35:BA:455:C:N4	35:BA:476:G:H1	2.14	0.44
11:AA:2580:U:H5'	15:AE:131:ALA:H	1.83	0.44
34:B2:140:ALA:CB	39:BE:51:VAL:HG21	2.46	0.44
35:BA:369:C:O2'	35:BA:370:C:O5'	2.36	0.44
35:BA:1370:G:C2	35:BA:1371:G:N7	2.85	0.44
44:BJ:33:GLN:HB2	44:BJ:75:ILE:HD13	1.98	0.44
41:BG:143:ARG:HD3	56:BW:41:C:C5'	2.47	0.44
46:BL:84:LEU:C	46:BL:84:LEU:HD23	2.37	0.44
11:AA:1494:A:C3'	11:AA:1494:A:N3	2.79	0.44
11:AA:971:C:H2'	11:AA:972:G:C5'	2.47	0.44
9:A8:44:LYS:N	9:A8:44:LYS:HD2	2.31	0.44

Continued on next page...

Continued from previous page...

Atom-1	Atom-2	Interatomic distance (Å)	Clash overlap (Å)
16:AF:10:PRO:HB3	16:AF:127:GLU:CG	2.46	0.44
27:AT:11:GLU:O	27:AT:13:ARG:N	2.39	0.44
35:BA:981:U:H2'	35:BA:982:U:C5	2.52	0.44
11:AA:1995:U:H2'	11:AA:1996:C:C5	2.53	0.44
35:BA:626:U:H2'	35:BA:627:G:C8	2.52	0.44
35:BA:1293:G:H2'	35:BA:1294:G:C8	2.52	0.44
58:BY:89:A:H5'	59:BZ:229:PHE:CE1	2.51	0.44
33:AZ:38:TYR:CD1	33:AZ:38:TYR:C	2.91	0.44
11:AA:2308:G:H22	17:AG:79:ASN:CG	2.21	0.44
35:BA:959:A:O3'	35:BA:960:U:H4'	2.16	0.44
45:BK:124:LYS:CB	45:BK:124:LYS:NZ	2.80	0.44
11:AA:2010:G:O2'	11:AA:2011:U:H5'	2.17	0.44
18:AH:76:VAL:C	18:AH:78:GLY:N	2.71	0.44
9:A8:10:ALA:O	9:A8:14:VAL:HG12	2.17	0.44
59:BZ:139:ASP:OD2	59:BZ:140:MET:CE	2.65	0.44
15:AE:179:GLU:HB3	15:AE:181:LEU:HD22	1.99	0.44
11:AA:1431:U:O2'	11:AA:1432:C:H5'	2.18	0.44
37:BC:120:VAL:HB	37:BC:198:VAL:HG11	2.00	0.44
36:BB:45:GLN:HB3	36:BB:45:GLN:HE21	1.60	0.44
46:BL:89:ARG:HA	46:BL:97:ARG:HA	1.99	0.44
24:AQ:6:ARG:C	24:AQ:7:MET:HG3	2.36	0.44
59:BZ:336:THR:O	59:BZ:353:VAL:O	2.34	0.44
35:BA:1058:G:C5	35:BA:1059:C:C4	3.06	0.44
48:BN:58:LYS:HD3	48:BN:59:ALA:N	2.32	0.44
11:AA:195:A:H5''	11:AA:196:A:OP1	2.17	0.44
35:BA:1001(A):G:H8	35:BA:1002:G:C8	2.35	0.44
27:AT:50:ILE:N	27:AT:50:ILE:HD12	2.30	0.44
13:AC:75:LEU:HG	13:AC:112:ALA:O	2.16	0.44
44:BJ:71:LEU:HD12	44:BJ:72:VAL:N	2.30	0.44
35:BA:1314:C:C5	53:BS:6:LYS:HE2	2.52	0.44
11:AA:1484:G:H3'	11:AA:1485:G:H5''	1.99	0.44
37:BC:15:THR:CG2	37:BC:181:ASN:HA	2.45	0.44
35:BA:1442(A):G:H3'	35:BA:1442(B):A:C5'	2.33	0.44
53:BS:51:VAL:HG12	53:BS:52:TYR:N	2.32	0.44
7:A6:10:LEU:HD12	9:A8:34:TRP:HD1	1.81	0.44
30:AW:35:ILE:HG22	30:AW:36:LEU:N	2.32	0.44
11:AA:1023:U:H2'	11:AA:1024:G:C5'	2.43	0.44
35:BA:1255:G:C6	35:BA:1279:A:C8	3.05	0.44
24:AQ:110:THR:HG23	24:AQ:113:GLN:CG	2.47	0.44
11:AA:2661:G:C6	11:AA:2662:A:C2	3.05	0.44
18:AH:83:TYR:CB	18:AH:135:GLY:N	2.80	0.44

Continued on next page...

Continued from previous page...

Atom-1	Atom-2	Interatomic distance (Å)	Clash overlap (Å)
18:AH:85:LYS:O	18:AH:85:LYS:HD3	2.18	0.44
36:BB:149:LEU:O	36:BB:150:SER:C	2.55	0.44
25:AR:55:ALA:CB	25:AR:79:LEU:HD11	2.46	0.44
35:BA:1459:C:H4'	54:BT:24:LEU:HD21	1.98	0.44
46:BL:83:VAL:HG13	46:BL:100:ILE:HG23	1.99	0.44
11:AA:1494:A:O2'	11:AA:1495:A:H5''	2.16	0.44
36:BB:96:ARG:O	36:BB:97:TRP:C	2.54	0.44
11:AA:1385:G:O2'	11:AA:1396:U:C6	2.67	0.44
35:BA:134:A:N6	50:BP:25:ARG:NH1	2.66	0.44
11:AA:2112:G:O6	56:BW:21:U:H1'	2.17	0.44
11:AA:880:G:H1	11:AA:897:C:H42	1.66	0.44
35:BA:782:A:H2'	35:BA:783:C:H5'	1.99	0.44
35:BA:783:C:H2'	35:BA:784:C:C6	2.52	0.44
11:AA:2493:U:H2'	11:AA:2494:G:O5'	2.17	0.44
11:AA:468:G:H2'	11:AA:469:G:O4'	2.17	0.44
35:BA:1070:U:H5'	39:BE:18:ARG:NH2	2.32	0.44
11:AA:2488:A:H2'	11:AA:2489:G:O4'	2.17	0.44
11:AA:1009:A:H1'	28:AU:59:ARG:NH1	2.32	0.44
35:BA:760:G:O2'	51:BQ:98:LEU:HD23	2.17	0.44
11:AA:2637:U:H5'	15:AE:44:TYR:CE2	2.53	0.44
14:AD:270:ILE:H	14:AD:270:ILE:HG13	1.67	0.44
11:AA:1443:G:C2	11:AA:1549:C:N3	2.85	0.44
7:A6:14:THR:HA	7:A6:19:ARG:O	2.18	0.44
56:BW:6:G:H2'	56:BW:7:G:H8	1.82	0.44
16:AF:5:ALA:HB2	16:AF:24:LEU:CD1	2.47	0.44
23:AP:83:VAL:HG12	23:AP:113:LYS:O	2.18	0.44
43:BI:89:ASN:O	43:BI:92:TYR:HB2	2.17	0.44
34:B2:99:THR:HB	34:B2:120:ALA:HB3	1.99	0.44
58:BY:1:G:OP3	58:BY:1:G:C8	2.69	0.44
35:BA:1114:C:H2'	35:BA:1115:C:C6	2.53	0.44
13:AC:131:LEU:HD22	13:AC:136:LEU:CD1	2.40	0.44
53:BS:64:GLU:CG	53:BS:65:ASN:N	2.80	0.44
11:AA:1528:A:H2	11:AA:1542:A:C2	2.36	0.44
59:BZ:131:ILE:HD11	59:BZ:163:PHE:CZ	2.51	0.44
11:AA:1142:U:H5''	11:AA:1142(A):A:H5''	1.99	0.44
35:BA:1276:G:O2'	35:BA:1277:C:H5'	2.18	0.44
33:AZ:130:PRO:C	33:AZ:133:ILE:HD11	2.37	0.44
33:AZ:129:SER:HA	33:AZ:130:PRO:HD3	1.83	0.44
24:AQ:60:ARG:N	33:AZ:180:VAL:HB	2.32	0.44
35:BA:1321:C:C5'	35:BA:1322:C:C5'	2.95	0.44
35:BA:868:C:H2'	35:BA:869:G:O4'	2.16	0.44

Continued on next page...

Continued from previous page...

Atom-1	Atom-2	Interatomic distance (Å)	Clash overlap (Å)
17:AG:161:THR:C	17:AG:163:ALA:H	2.20	0.44
52:BR:74:ARG:HG2	52:BR:80:PRO:O	2.16	0.44
11:AA:1640:C:H6	11:AA:1640:C:H5'	1.82	0.44
22:AO:104:ARG:HB3	22:AO:121:VAL:HG12	1.99	0.44
27:AT:32:TYR:CD2	27:AT:81:PRO:HG2	2.53	0.44
36:BB:42:ILE:HD12	36:BB:202:PRO:HB2	1.99	0.44
35:BA:189(D):C:H1'	35:BA:189(H):G:C2	2.52	0.44
51:BQ:26:GLN:HA	51:BQ:36:ILE:O	2.18	0.44
28:AU:5:LYS:O	28:AU:6:THR:C	2.55	0.44
14:AD:125:ILE:HG13	14:AD:137:PRO:CD	2.48	0.44
11:AA:614(A):U:C4'	11:AA:614(B):G:H5''	2.46	0.44
22:AO:32:TYR:CD1	22:AO:32:TYR:N	2.85	0.44
11:AA:1058:G:C2'	11:AA:1059:G:C5'	2.93	0.44
36:BB:8:LYS:HB2	36:BB:9:GLU:OE1	2.18	0.44
18:AH:37:VAL:HG21	18:AH:72:ILE:HD11	1.99	0.44
11:AA:402:A:C2'	11:AA:403:U:H5'	2.47	0.44
22:AO:52:VAL:C	22:AO:53:LYS:HD2	2.36	0.44
22:AO:43:VAL:HB	22:AO:54:GLU:HA	2.00	0.44
14:AD:77:ALA:HB2	14:AD:97:TYR:CD2	2.53	0.44
35:BA:1379:G:C6	35:BA:1380:U:C4	3.05	0.44
4:A3:52:HIS:CD2	4:A3:52:HIS:H	2.34	0.44
11:AA:531:C:C5	11:AA:2035:G:C2	3.06	0.44
35:BA:1194:U:H2'	35:BA:1195:C:O4'	2.16	0.44
15:AE:17:ASP:HB3	15:AE:18:ASP:H	1.42	0.44
35:BA:655:A:H2'	35:BA:656:C:C6	2.52	0.44
35:BA:52:G:O2'	35:BA:53:A:H5'	2.17	0.44
59:BZ:310:ILE:O	59:BZ:311:THR:HG23	2.18	0.44
53:BS:39:THR:HG23	53:BS:68:GLY:O	2.17	0.44
4:A3:4:LEU:HD11	4:A3:39:ASP:OD1	2.17	0.44
51:BQ:53:LEU:C	51:BQ:53:LEU:HD23	2.38	0.44
59:BZ:176:LEU:O	59:BZ:180:GLU:HG3	2.18	0.44
38:BD:34:GLU:O	38:BD:35:ARG:CB	2.52	0.44
38:BD:8:VAL:O	38:BD:10:ARG:N	2.41	0.44
34:B2:55:LEU:HD11	34:B2:102:PRO:CG	2.28	0.44
34:B2:7:ASN:ND2	34:B2:7:ASN:O	2.51	0.44
59:BZ:17:ILE:HB	59:BZ:119:HIS:ND1	2.33	0.44
56:BW:58:A:H2'	56:BW:59:A:C5'	2.47	0.44
17:AG:44:GLY:HA2	17:AG:88:ILE:HG13	2.00	0.44
53:BS:16:LEU:CD1	53:BS:16:LEU:N	2.81	0.44
31:AX:35:THR:HG21	31:AX:37:THR:HB	2.00	0.44
26:AS:96:GLY:C	26:AS:98:VAL:H	2.18	0.44

Continued on next page...

Continued from previous page...

Atom-1	Atom-2	Interatomic distance (Å)	Clash overlap (Å)
17:AG:102:PHE:HE2	17:AG:106:LEU:HD22	1.78	0.44
47:BM:5:ALA:O	47:BM:6:GLY:O	2.36	0.44
11:AA:483:A:N7	11:AA:497:A:H2	2.15	0.44
9:A8:32:LEU:HB3	9:A8:36:LYS:HE2	2.00	0.44
9:A8:32:LEU:HD22	11:AA:2392:A:OP1	2.17	0.44
58:BY:9:A:N6	58:BY:72:C:N3	2.65	0.44
51:BQ:68:ARG:N	51:BQ:70:ARG:NH1	2.66	0.44
35:BA:336:C:O2'	35:BA:337:C:H5'	2.18	0.44
35:BA:1163:C:H2'	35:BA:1164:G:H8	1.82	0.44
16:AF:89:VAL:CG1	16:AF:90:PHE:N	2.66	0.44
34:B2:95:GLN:HA	34:B2:95:GLN:NE2	2.22	0.44
11:AA:2810:A:H2'	11:AA:2811:G:O4'	2.18	0.44
11:AA:2886:G:H2'	11:AA:2887:U:H6	1.81	0.44
14:AD:18:VAL:CG2	14:AD:19:ALA:N	2.80	0.44
18:AH:45:VAL:C	18:AH:47:GLU:H	2.19	0.44
11:AA:1221:C:H2'	11:AA:1221(A):C:C6	2.53	0.44
11:AA:1188:U:C4'	29:AV:79:VAL:HG13	2.47	0.44
59:BZ:375:ILE:C	59:BZ:375:ILE:HD12	2.38	0.44
43:BI:26:VAL:HG22	43:BI:61:ALA:HB3	1.99	0.44
36:BB:111:ARG:NH1	36:BB:111:ARG:HG2	2.33	0.44
27:AT:102:ILE:HG13	27:AT:103:ARG:N	2.31	0.44
56:BV:4:G:O2'	56:BV:5:G:O5'	2.36	0.44
35:BA:479:C:H2'	35:BA:480:U:C6	2.53	0.44
11:AA:2030:A:H4'	11:AA:2031:A:H8	1.82	0.44
11:AA:1710:C:H4'	11:AA:2858:C:O2	2.18	0.44
35:BA:668:G:O2'	49:BO:46:HIS:CD2	2.70	0.44
45:BK:34:ASP:HB2	45:BK:35:PRO:CD	2.47	0.44
15:AE:33:VAL:HG23	15:AE:47:VAL:CG1	2.47	0.44
15:AE:9:VAL:HG12	15:AE:25:VAL:O	2.17	0.44
11:AA:2140:C:O2'	11:AA:2141:G:H5'	2.17	0.44
11:AA:1060:U:O2'	11:AA:1061:U:OP1	2.33	0.44
37:BC:111:LEU:HD23	37:BC:111:LEU:HA	1.86	0.44
56:BW:39:A:O2'	56:BW:40:C:H5'	2.17	0.44
11:AA:1028:A:N3	11:AA:2486:G:O2'	2.48	0.44
19:AJ:117:UNK:HA	19:AJ:121:UNK:O	2.17	0.44
11:AA:2709:G:H2'	11:AA:2710:C:C6	2.53	0.44
11:AA:314:A:O2'	11:AA:315:G:H5'	2.18	0.44
14:AD:233:HIS:CD2	14:AD:233:HIS:N	2.84	0.44
32:AY:21:LYS:HG2	32:AY:21:LYS:O	2.18	0.44
8:A7:27:GLY:O	8:A7:30:VAL:HB	2.16	0.44
35:BA:685:G:N2	35:BA:704:A:OP1	2.47	0.44

Continued on next page...

Continued from previous page...

Atom-1	Atom-2	Interatomic distance (Å)	Clash overlap (Å)
35:BA:437:U:O3'	38:BD:125:HIS:CE1	2.71	0.44
59:BZ:353:VAL:HG13	59:BZ:370:PHE:CD1	2.53	0.44
16:AF:199:TRP:O	16:AF:199:TRP:CD2	2.71	0.44
32:AY:81:LYS:HD2	32:AY:96:ILE:CG1	2.48	0.44
16:AF:176:LEU:HD23	16:AF:180:GLY:O	2.17	0.44
34:B2:112:TYR:HB3	34:B2:114:LYS:NZ	2.33	0.44
34:B2:24:ILE:HD11	34:B2:115:VAL:H	1.82	0.44
27:AT:89:VAL:HG11	27:AT:91:ARG:NE	2.32	0.44
23:AP:33:ARG:O	23:AP:35:HIS:O	2.36	0.44
28:AU:90:VAL:CG2	29:AV:47:VAL:CG2	2.94	0.44
13:AC:20:TYR:HB2	13:AC:222:VAL:CG1	2.47	0.44
26:AS:104:GLY:C	26:AS:106:ARG:H	2.21	0.44
59:BZ:168:VAL:HG23	59:BZ:209:TYR:CZ	2.53	0.44
18:AH:85:LYS:HZ1	18:AH:86:GLU:C	2.20	0.44
18:AH:125:VAL:C	18:AH:127:GLU:H	2.20	0.44
11:AA:528:A:H2	11:AA:2043:C:C5'	2.28	0.44
30:AW:5:ALA:HB2	30:AW:54:ALA:HB2	1.98	0.44
41:BG:85:TYR:CE2	41:BG:154:TYR:HE2	2.32	0.44
11:AA:2097:C:H2'	11:AA:2098:U:O4'	2.16	0.44
22:AO:104:ARG:HE	27:AT:33:LYS:CE	2.29	0.44
5:A4:6:HIS:HA	17:AG:67:LYS:HD2	1.99	0.44
14:AD:76:PRO:HG2	14:AD:98:VAL:HG23	1.96	0.44
35:BA:17:U:H4'	35:BA:1080:A:O4'	2.17	0.44
35:BA:1081:G:P	39:BE:16:THR:HG1	2.40	0.44
28:AU:13:LYS:N	28:AU:13:LYS:CD	2.78	0.44
33:AZ:140:ASP:O	33:AZ:141:VAL:HG22	2.18	0.44
11:AA:2179:C:H1'	11:AA:2180:U:C5	2.53	0.44
35:BA:1293:G:H2'	35:BA:1294:G:H8	1.82	0.44
2:A1:73:LEU:CD2	2:A1:94:LEU:HB3	2.48	0.44
11:AA:2309:A:H2'	11:AA:2310:A:C5'	2.48	0.44
11:AA:185:U:H4'	11:AA:218:A:H4'	2.00	0.44
11:AA:960:A:C4'	11:AA:2457:U:H4'	2.47	0.44
29:AV:36:PRO:HA	29:AV:56:SER:CB	2.47	0.44
11:AA:2129:C:OP2	13:AC:6:ARG:HB3	2.17	0.44
35:BA:848:C:H2'	35:BA:849:C:C6	2.53	0.44
39:BE:59:GLY:O	39:BE:63:ARG:HG3	2.17	0.44
28:AU:37:GLU:O	28:AU:40:PHE:HB2	2.17	0.44
15:AE:172:VAL:HG13	15:AE:182:LEU:HD11	1.99	0.44
11:AA:2619:C:O2'	11:AA:2620:C:H5'	2.17	0.44
2:A1:78:LYS:HB3	2:A1:78:LYS:HE2	1.83	0.44
7:A6:17:LYS:O	7:A6:18:ARG:CB	2.66	0.44

Continued on next page...

Continued from previous page...

Atom-1	Atom-2	Interatomic distance (Å)	Clash overlap (Å)
59:BZ:9:LYS:HB3	59:BZ:10:PRO:HD2	2.00	0.44
32:AY:28:LYS:O	32:AY:29:GLU:C	2.56	0.44
46:BL:18:VAL:O	46:BL:19:ARG:CB	2.64	0.44
16:AF:169:ASN:O	16:AF:170:LEU:O	2.36	0.44
35:BA:1314:C:O2'	35:BA:1315:U:H5'	2.16	0.44
53:BS:6:LYS:C	53:BS:7:LYS:HE3	2.37	0.44
11:AA:1240:U:O2'	11:AA:1241:A:C5'	2.60	0.44
27:AT:42:ILE:HD13	27:AT:83:ILE:CD1	2.43	0.44
23:AP:85:LEU:HA	23:AP:88:LEU:CB	2.48	0.44
11:AA:2758:A:O2'	11:AA:2759:G:P	2.76	0.44
40:BF:34:GLY:HA3	40:BF:71:ARG:HH21	1.82	0.44
24:AQ:110:THR:CG2	24:AQ:113:GLN:OE1	2.65	0.44
24:AQ:51:ARG:HG3	24:AQ:51:ARG:HH11	1.83	0.44
38:BD:85:LYS:HG2	38:BD:86:LYS:N	2.32	0.44
45:BK:57:THR:OG1	45:BK:58:PRO:HD2	2.18	0.44
11:AA:142:A:N6	11:AA:1596:A:H5'	2.33	0.44
11:AA:1053:C:C2'	11:AA:1054:A:H8	2.21	0.44
25:AR:57:ARG:O	25:AR:58:GLY:C	2.56	0.44
28:AU:74:LEU:HD12	28:AU:74:LEU:O	2.17	0.44
35:BA:392:G:H2'	35:BA:393:A:H8	1.83	0.44
36:BB:93:VAL:O	36:BB:93:VAL:HG13	2.17	0.44
35:BA:1373:G:H8	35:BA:1373:G:O5'	2.00	0.44
35:BA:186:C:O3'	54:BT:82:SER:HB3	2.17	0.44
11:AA:2506:U:H4'	11:AA:2507:C:OP1	2.17	0.44
35:BA:198:G:O2'	35:BA:199:G:O5'	2.34	0.44
41:BG:156:TRP:H	41:BG:156:TRP:HD1	1.62	0.44
39:BE:82:VAL:HG12	39:BE:83:GLU:N	2.33	0.44
35:BA:1142:G:C2'	35:BA:1143:G:H5'	2.47	0.44
25:AR:111:LEU:CD1	25:AR:111:LEU:N	2.80	0.44
42:BH:20:TYR:HA	42:BH:65:TYR:CZ	2.52	0.44
11:AA:284:U:O2'	11:AA:285:C:H5'	2.18	0.44
35:BA:657:G:C4'	49:BO:28:GLN:HG2	2.48	0.44
3:A2:17:SER:OG	3:A2:20:GLU:HB3	2.16	0.44
35:BA:1032:G:H2'	35:BA:1033:G:N7	2.33	0.44
42:BH:38:ILE:HD12	42:BH:118:VAL:HG12	1.99	0.44
35:BA:1431:C:H2'	35:BA:1432:G:C5'	2.48	0.44
1:A0:5:LYS:HB3	1:A0:5:LYS:HZ3	1.83	0.44
11:AA:188:G:C6	11:AA:189:G:C4	3.06	0.44
40:BF:23:LYS:NZ	40:BF:42:GLU:OE2	2.49	0.44
11:AA:1742:G:C6	11:AA:1743:C:N3	2.86	0.44
12:AB:97:G:H2'	12:AB:98:G:H5'	2.00	0.44

Continued on next page...

Continued from previous page...

Atom-1	Atom-2	Interatomic distance (Å)	Clash overlap (Å)
14:AD:72:LYS:O	14:AD:75:ILE:HG12	2.18	0.44
46:BL:46:LYS:HB3	46:BL:47:LYS:H	1.53	0.44
11:AA:1234:U:C2'	11:AA:1235:G:H5'	2.48	0.44
11:AA:1234:U:H2'	11:AA:1235:G:H5'	2.00	0.44
11:AA:2201:C:O2'	11:AA:2202:C:H5'	2.18	0.44
19:AJ:4:UNK:O	19:AJ:7:UNK:N	2.51	0.44
38:BD:11:LEU:O	38:BD:13:ARG:O	2.36	0.44
56:BW:7:G:H5'	56:BW:8:U:C5	2.53	0.44
33:AZ:165:VAL:HG12	33:AZ:166:SER:N	2.32	0.44
6:A5:3:LYS:O	6:A5:4:HIS:C	2.55	0.44
27:AT:89:VAL:HG11	27:AT:91:ARG:HE	1.83	0.44
11:AA:2312:U:C4'	17:AG:71:THR:HG21	2.44	0.44
12:AB:49:C:OP1	26:AS:96:GLY:HA3	2.18	0.44
13:AC:163:PHE:CB	13:AC:171:ILE:HD11	2.48	0.44
35:BA:1313:U:H2'	35:BA:1314:C:C6	2.52	0.44
11:AA:634:C:H2'	11:AA:635:C:C6	2.52	0.44
11:AA:2422:A:N9	56:BW:77:A:H2	2.13	0.44
11:AA:2661:G:H2'	11:AA:2662:A:O4'	2.17	0.44
47:BM:49:THR:HB	47:BM:52:GLU:CG	2.40	0.44
47:BM:56:LEU:O	47:BM:60:VAL:HG23	2.18	0.44
17:AG:129:GLY:O	17:AG:130:ASN:HB2	2.16	0.44
50:BP:52:ASP:OD2	50:BP:55:ARG:HG3	2.18	0.44
35:BA:460:G:C6	35:BA:470:C:H5'	2.53	0.44
11:AA:1697:G:H3'	11:AA:1698:A:C5'	2.40	0.44
34:B2:136:ALA:O	34:B2:139:ARG:HG2	2.18	0.44
46:BL:32:PHE:CE1	46:BL:86:ARG:HG3	2.52	0.44
21:AN:60:ILE:H	21:AN:60:ILE:HG13	1.58	0.44
32:AY:17:SER:HB2	32:AY:71:LYS:CD	2.48	0.44
5:A4:14:ILE:CD1	5:A4:14:ILE:H	2.31	0.44
35:BA:619:U:H3	38:BD:135:LEU:CD1	2.31	0.44
35:BA:80:G:H2'	35:BA:81:U:C6	2.53	0.44
11:AA:2099:U:H6	11:AA:2099:U:OP1	2.00	0.44
35:BA:344:A:O2'	35:BA:345:C:OP1	2.32	0.44
21:AN:36:GLY:N	21:AN:49:GLY:HA3	2.32	0.44
34:B2:64:GLU:HG3	46:BL:79:GLU:HB2	2.00	0.44
22:AO:19:ILE:HG22	22:AO:43:VAL:HA	1.99	0.44
35:BA:947:G:H2'	35:BA:948:C:C6	2.52	0.44
37:BC:150:LYS:NZ	37:BC:167:TRP:HE1	2.15	0.44
35:BA:99:U:H2'	35:BA:100:C:H6	1.82	0.44
11:AA:1532:C:O5'	11:AA:1532:C:H6	2.00	0.44
11:AA:22:C:H6	11:AA:22:C:O5'	2.01	0.44

Continued on next page...

Continued from previous page...

Atom-1	Atom-2	Interatomic distance (Å)	Clash overlap (Å)
11:AA:1205:U:C5	16:AF:171:PRO:HA	2.53	0.44
35:BA:1105:A:O2'	35:BA:1106:G:H5'	2.17	0.44
11:AA:1096:A:H2'	11:AA:1096:A:N3	2.33	0.44
11:AA:1781:C:O4'	11:AA:1781:C:O2	2.35	0.44
11:AA:1620:G:C6	11:AA:1621:U:C4	3.06	0.44
40:BF:9:VAL:HG12	40:BF:86:ARG:HG3	1.99	0.44
25:AR:104:ARG:HD2	25:AR:109:ALA:HB3	2.00	0.44
7:A6:33:LYS:HD3	56:BW:66:C:O3'	2.18	0.44
11:AA:1915:U:O2'	11:AA:1916:A:H5'	2.18	0.44
44:BJ:49:VAL:HG12	44:BJ:61:GLU:O	2.18	0.44
43:BI:4:TYR:HA	43:BI:88:TYR:CE1	2.53	0.44
34:B2:24:ILE:HD12	34:B2:24:ILE:H	1.79	0.44
34:B2:2:ALA:HB3	34:B2:107:PHE:CD1	2.52	0.44
26:AS:28:VAL:HB	26:AS:89:ARG:HD3	1.99	0.44
32:AY:8:LYS:CB	32:AY:28:LYS:HE2	2.47	0.44
56:BW:55:U:C3'	56:BW:56:U:C5'	2.85	0.44
17:AG:39:ILE:HG22	17:AG:157:ILE:CG1	2.42	0.44
17:AG:146:TYR:CD1	47:BM:9:ILE:HD13	2.53	0.44
38:BD:96:LEU:CD2	38:BD:139:ARG:HH21	2.31	0.44
46:BL:55:VAL:HG22	46:BL:67:THR:HG22	1.97	0.44
45:BK:95:ILE:HG21	45:BK:108:ILE:HD13	2.00	0.44
14:AD:70:TRP:CZ2	14:AD:150:LYS:HA	2.51	0.44
3:A2:38:GLN:H	3:A2:38:GLN:HG2	1.59	0.44
38:BD:102:ASP:OD1	38:BD:102:ASP:N	2.51	0.44
11:AA:71:A:C2	31:AX:31:HIS:HE1	2.35	0.44
36:BB:67:THR:HG22	36:BB:90:MET:HE1	2.00	0.44
14:AD:8:PRO:CB	14:AD:14:ARG:HB3	2.42	0.44
35:BA:1248:A:O2'	43:BI:70:LYS:NZ	2.50	0.44
35:BA:1296:C:H4'	35:BA:1302:U:C5	2.53	0.44
14:AD:206:LEU:HD23	14:AD:211:ARG:HG3	1.98	0.44
36:BB:60:ASP:CG	36:BB:64:ARG:HH21	2.22	0.44
11:AA:2206:G:H3'	11:AA:2207:G:C5'	2.47	0.44
11:AA:1403:C:H5''	11:AA:1471:A:C1'	2.48	0.44
35:BA:1075:C:OP1	36:BB:179:LYS:HE2	2.18	0.44
37:BC:36:ASP:OD1	37:BC:57:ILE:HG21	2.18	0.44
58:BY:20:C:N4	58:BY:58:G:H1	2.13	0.44
35:BA:782:A:H4'	35:BA:1514:C:O2'	2.18	0.44
11:AA:1510:G:O2'	11:AA:1511:C:H5'	2.18	0.44
35:BA:116:A:H61	35:BA:313:A:H1'	1.82	0.44
35:BA:516:U:C2'	35:BA:517:G:H5'	2.48	0.44
11:AA:2746:U:C2'	11:AA:2747:G:H5'	2.47	0.44

Continued on next page...

Continued from previous page...

Atom-1	Atom-2	Interatomic distance (Å)	Clash overlap (Å)
19:AJ:30:UNK:O	19:AJ:31:UNK:CB	2.65	0.44
1:A0:20:ARG:HH11	1:A0:20:ARG:CG	2.30	0.43
7:A6:53:LYS:CG	7:A6:54:ILE:N	2.80	0.43
13:AC:167:LYS:HE3	56:BW:18:U:C5'	2.48	0.43
59:BZ:314:THR:HG22	59:BZ:377:PRO:CA	2.47	0.43
14:AD:244:ARG:HG2	14:AD:245:PRO:HD3	2.00	0.43
23:AP:58:THR:HG22	23:AP:58:THR:O	2.17	0.43
43:BI:82:ALA:O	43:BI:85:LEU:HG	2.18	0.43
34:B2:99:THR:HG22	34:B2:101:VAL:HG13	1.99	0.43
27:AT:94:ALA:HB1	27:AT:99:LEU:HD23	2.00	0.43
13:AC:87:GLU:HG2	13:AC:94:VAL:CG2	2.46	0.43
17:AG:46:ALA:HB3	17:AG:88:ILE:CG1	2.48	0.43
53:BS:41:VAL:O	53:BS:44:MET:HB2	2.18	0.43
21:AN:87:LEU:O	21:AN:88:GLU:C	2.57	0.43
26:AS:106:ARG:CZ	26:AS:106:ARG:HB3	2.48	0.43
18:AH:12:PRO:C	18:AH:15:VAL:HG22	2.38	0.43
11:AA:2287:A:C2	11:AA:2289:G:C8	3.06	0.43
14:AD:30:GLU:CG	14:AD:63:ARG:HE	2.30	0.43
18:AH:19:VAL:O	18:AH:20:ALA:CB	2.66	0.43
25:AR:28:LEU:HA	25:AR:34:ILE:HG12	1.99	0.43
35:BA:1221:G:OP1	35:BA:1321:C:N3	2.51	0.43
45:BK:21:ILE:HB	45:BK:84:VAL:HG12	1.99	0.43
14:AD:70:TRP:CE2	14:AD:150:LYS:HD3	2.52	0.43
11:AA:1106:G:C6	11:AA:1107:G:N3	2.86	0.43
11:AA:92:A:O4'	11:AA:92:A:OP1	2.35	0.43
11:AA:2787:C:O2	11:AA:2787:C:C2'	2.66	0.43
37:BC:19:GLU:O	37:BC:56:ASP:HA	2.18	0.43
11:AA:1188:U:C2'	11:AA:1189:A:C5'	2.94	0.43
1:A0:66:VAL:HG12	1:A0:67:VAL:O	2.18	0.43
35:BA:738:C:H2'	35:BA:739:C:C6	2.53	0.43
35:BA:677:U:O2	35:BA:777:A:O2'	2.35	0.43
14:AD:210:GLY:O	14:AD:211:ARG:CB	2.55	0.43
43:BI:118:LYS:O	43:BI:119:ALA:CB	2.63	0.43
1:A0:48:GLY:H	1:A0:51:VAL:HB	1.83	0.43
59:BZ:248:LYS:HE2	59:BZ:279:GLU:CB	2.45	0.43
45:BK:53:SER:C	45:BK:55:LYS:N	2.71	0.43
11:AA:470:A:OP1	16:AF:59:TYR:CE1	2.69	0.43
14:AD:117:VAL:HG23	14:AD:128:GLY:C	2.38	0.43
15:AE:92:THR:HB	15:AE:93:VAL:H	1.57	0.43
35:BA:1288:A:H1'	35:BA:1352:C:O2'	2.18	0.43
28:AU:66:ASN:O	28:AU:67:ALA:C	2.56	0.43

Continued on next page...

Continued from previous page...

Atom-1	Atom-2	Interatomic distance (Å)	Clash overlap (Å)
11:AA:1629:U:H2'	11:AA:1630:G:C8	2.52	0.43
24:AQ:33:GLY:O	24:AQ:132:VAL:HG22	2.18	0.43
15:AE:137:HIS:HB3	15:AE:138:PRO:CD	2.47	0.43
9:A8:8:LYS:O	9:A8:12:LYS:HG3	2.18	0.43
6:A5:51:TYR:HB3	6:A5:52:TYR:H	1.63	0.43
16:AF:19:GLU:HB2	16:AF:24:LEU:HG	1.99	0.43
16:AF:22:ALA:CB	16:AF:26:ALA:HB2	2.40	0.43
35:BA:1325:C:OP1	55:BU:15:ARG:NH2	2.51	0.43
26:AS:28:VAL:HG12	26:AS:29:PHE:H	1.83	0.43
15:AE:52:LEU:HB3	15:AE:76:ARG:H	1.83	0.43
11:AA:2312:U:C2'	11:AA:2313:C:C5'	2.96	0.43
11:AA:662:G:P	23:AP:18:ARG:HD2	2.58	0.43
38:BD:114:ARG:O	38:BD:118:ARG:N	2.49	0.43
13:AC:30:LYS:HD3	13:AC:185:LEU:HD12	1.99	0.43
47:BM:8:GLU:C	47:BM:9:ILE:HG13	2.38	0.43
37:BC:178:LEU:C	37:BC:180:ALA:N	2.71	0.43
37:BC:6:HIS:CD2	37:BC:7:PRO:HD2	2.51	0.43
47:BM:120:LYS:HA	47:BM:120:LYS:NZ	2.33	0.43
11:AA:958:U:O4	24:AQ:16:ARG:HA	2.19	0.43
30:AW:31:GLU:O	30:AW:35:ILE:HG12	2.18	0.43
38:BD:84:LYS:O	38:BD:85:LYS:O	2.37	0.43
36:BB:17:PHE:O	36:BB:18:GLY:C	2.57	0.43
3:A2:32:LEU:C	3:A2:32:LEU:HD23	2.38	0.43
25:AR:7:GLY:H	25:AR:8:ARG:NH2	2.16	0.43
35:BA:17:U:H2'	35:BA:18:C:H6	1.81	0.43
35:BA:1080:A:H5'	39:BE:14:ARG:HH21	1.80	0.43
36:BB:97:TRP:HZ2	36:BB:102:LEU:CD1	2.31	0.43
36:BB:120:ALA:O	36:BB:124:SER:HB2	2.18	0.43
11:AA:637:A:N1	11:AA:652:C:H5'	2.33	0.43
11:AA:1493:C:C5	11:AA:2206:G:O2'	2.71	0.43
3:A2:7:ARG:NH1	11:AA:102:G:OP1	2.50	0.43
18:AH:162:ILE:HG12	18:AH:162:ILE:O	2.17	0.43
11:AA:1678:G:N2	11:AA:1989:G:N2	2.65	0.43
11:AA:2369:A:O2'	11:AA:2370:G:H5'	2.17	0.43
45:BK:109:VAL:HG12	45:BK:110:ASP:N	2.33	0.43
14:AD:69:ARG:NH2	14:AD:128:GLY:O	2.46	0.43
13:AC:21:THR:HG22	13:AC:225:ASN:HB2	2.01	0.43
11:AA:2359:C:C2'	11:AA:2360:A:H5'	2.48	0.43
11:AA:435:C:H2'	11:AA:436:C:H5'	2.00	0.43
40:BF:28:ARG:HH11	40:BF:28:ARG:HG3	1.82	0.43
35:BA:655:A:C2	35:BA:754:C:N4	2.86	0.43

Continued on next page...

Continued from previous page...

Atom-1	Atom-2	Interatomic distance (Å)	Clash overlap (Å)
59:BZ:13:ASN:HD22	59:BZ:241:ARG:HD2	1.82	0.43
59:BZ:132:VAL:HG21	59:BZ:206:ILE:HD12	2.00	0.43
59:BZ:70:TYR:CE1	59:BZ:79:HIS:HB2	2.53	0.43
11:AA:654(V):A:OP2	11:AA:655:A:H3'	2.18	0.43
35:BA:973:G:C1'	44:BJ:55:LYS:HG3	2.46	0.43
38:BD:108:LEU:O	38:BD:110:PHE:CD1	2.71	0.43
35:BA:1125:U:C5	44:BJ:71:LEU:HD21	2.53	0.43
29:AV:39:LEU:C	29:AV:40:LEU:CD2	2.87	0.43
47:BM:10:PRO:HB2	47:BM:18:ALA:HB1	1.95	0.43
32:AY:50:ARG:O	32:AY:52:SER:N	2.51	0.43
16:AF:28:ILE:CG2	16:AF:116:ASP:HB2	2.46	0.43
11:AA:2101:G:H2'	11:AA:2102:U:O4'	2.19	0.43
59:BZ:267:VAL:HG11	59:BZ:288:LEU:HD11	2.00	0.43
16:AF:160:ASN:O	16:AF:161:GLU:C	2.57	0.43
11:AA:26:G:C6	11:AA:27:G:N1	2.86	0.43
22:AO:87:ILE:CG2	22:AO:91:LEU:CA	2.95	0.43
18:AH:87:LEU:HB2	18:AH:131:VAL:O	2.19	0.43
50:BP:21:VAL:HG12	50:BP:34:GLU:O	2.17	0.43
35:BA:1152:A:C6	35:BA:1153:C:N4	2.86	0.43
27:AT:33:LYS:HZ3	27:AT:43:GLN:HG2	1.82	0.43
34:B2:96:LYS:HB3	34:B2:96:LYS:HE2	1.78	0.43
3:A2:2:LYS:HE3	3:A2:52:ASP:OD1	2.18	0.43
11:AA:2885:C:H2'	11:AA:2886:G:O5'	2.18	0.43
11:AA:760:G:C2'	11:AA:761:A:H5'	2.47	0.43
11:AA:760:G:H2'	11:AA:761:A:H5'	2.00	0.43
52:BR:73:ALA:HB3	52:BR:79:LEU:HD12	2.00	0.43
49:BO:21:ASP:OD1	49:BO:24:SER:HB3	2.18	0.43
3:A2:55:ARG:O	3:A2:58:ALA:HB3	2.17	0.43
24:AQ:72:LYS:O	24:AQ:93:TYR:HA	2.18	0.43
11:AA:1677:A:H2'	11:AA:1678:G:C8	2.53	0.43
54:BT:27:LYS:O	54:BT:27:LYS:HD3	2.18	0.43
11:AA:373:U:O2	11:AA:423:A:C2	2.69	0.43
39:BE:48:ALA:HB1	39:BE:53:LEU:HD22	2.00	0.43
50:BP:75:ARG:O	50:BP:78:GLY:N	2.51	0.43
35:BA:1246:C:C2'	35:BA:1247:U:H5'	2.47	0.43
41:BG:148:ASN:C	41:BG:150:ALA:N	2.71	0.43
35:BA:21:G:H2'	35:BA:22:G:C8	2.53	0.43
11:AA:1092:C:H2'	11:AA:1093:G:O4'	2.19	0.43
10:A9:18:ARG:CG	10:A9:18:ARG:O	2.67	0.43
41:BG:89:MET:HG2	41:BG:89:MET:O	2.18	0.43
41:BG:107:ALA:C	41:BG:109:ASN:H	2.22	0.43

Continued on next page...

Continued from previous page...

Atom-1	Atom-2	Interatomic distance (Å)	Clash overlap (Å)
20:AK:109:UNK:HA	20:AK:112:UNK:CB	2.48	0.43
20:AK:113:UNK:O	20:AK:114:UNK:CB	2.66	0.43
35:BA:389:A:H2'	35:BA:389:A:N3	2.34	0.43
50:BP:27:LYS:HG3	50:BP:30:GLY:HA3	2.00	0.43
1:A0:19:LYS:O	1:A0:20:ARG:C	2.56	0.43
11:AA:2175:C:H1'	13:AC:44:HIS:CD2	2.54	0.43
6:A5:41:PRO:HG2	6:A5:44:THR:OG1	2.17	0.43
23:AP:77:ARG:HG2	23:AP:77:ARG:HH11	1.83	0.43
11:AA:1887:C:H3'	11:AA:1888:G:H5''	1.99	0.43
29:AV:62:LEU:HD22	29:AV:62:LEU:N	2.33	0.43
11:AA:587:C:N3	23:AP:36:LYS:HE3	2.32	0.43
24:AQ:133:ARG:CG	24:AQ:134:ARG:N	2.74	0.43
11:AA:2406:U:C4	23:AP:72:PRO:HD2	2.53	0.43
44:BJ:38:ILE:HG13	44:BJ:71:LEU:HB3	2.00	0.43
44:BJ:6:ILE:O	44:BJ:71:LEU:HD12	2.18	0.43
5:A4:26:SER:OG	5:A4:27:THR:N	2.50	0.43
47:BM:10:PRO:O	47:BM:11:ARG:CB	2.59	0.43
47:BM:23:TYR:CD1	47:BM:23:TYR:C	2.91	0.43
38:BD:145:GLU:OE1	38:BD:145:GLU:N	2.48	0.43
35:BA:1266:G:N2	35:BA:1269:A:OP2	2.50	0.43
47:BM:118:ALA:HB3	56:BV:30:G:C5'	2.48	0.43
38:BD:61:LYS:HD3	38:BD:61:LYS:C	2.38	0.43
23:AP:9:ASN:N	23:AP:10:PRO:HD2	2.17	0.43
30:AW:27:LYS:HB3	30:AW:31:GLU:HB2	2.00	0.43
35:BA:1281:U:H3'	35:BA:1282:C:C6	2.53	0.43
11:AA:2657:A:H2	11:AA:2664:G:N2	2.12	0.43
23:AP:88:LEU:O	23:AP:90:ARG:N	2.44	0.43
25:AR:27:SER:HB3	25:AR:34:ILE:HD11	2.00	0.43
36:BB:151:GLY:O	36:BB:153:ARG:N	2.51	0.43
35:BA:1163:C:O2'	35:BA:1164:G:H5'	2.19	0.43
15:AE:64:LYS:C	15:AE:66:HIS:H	2.22	0.43
37:BC:53:ALA:HB1	37:BC:114:PRO:HB2	1.99	0.43
46:BL:83:VAL:CG1	46:BL:84:LEU:N	2.81	0.43
35:BA:392:G:OP2	50:BP:12:LYS:HG3	2.17	0.43
39:BE:7:GLU:O	39:BE:8:GLU:CB	2.65	0.43
11:AA:2726:U:C4'	22:AO:1:MET:HE3	2.46	0.43
41:BG:8:GLU:CG	41:BG:8:GLU:O	2.67	0.43
11:AA:1405:U:H2'	11:AA:1406:U:H6	1.76	0.43
11:AA:1843:C:H2'	11:AA:1844:C:H6	1.84	0.43
11:AA:287:C:H2'	11:AA:288:C:H6	1.83	0.43
11:AA:1926:U:H2'	11:AA:1928:A:OP2	2.19	0.43

Continued on next page...

Continued from previous page...

Atom-1	Atom-2	Interatomic distance (Å)	Clash overlap (Å)
11:AA:558:G:OP2	21:AN:111:PRO:HD2	2.18	0.43
11:AA:851:U:H2'	11:AA:852:G:H8	1.83	0.43
35:BA:22:G:H2'	35:BA:23:C:H6	1.83	0.43
15:AE:93:VAL:O	15:AE:95:ILE:N	2.52	0.43
11:AA:1100:C:O5'	11:AA:1100:C:H6	2.00	0.43
56:BV:53:G:H2'	56:BV:54:G:H8	1.83	0.43
33:AZ:24:LEU:CD2	33:AZ:25:PRO:O	2.67	0.43
11:AA:1490:A:H5'	11:AA:1491:G:OP2	2.17	0.43
31:AX:20:GLY:O	31:AX:22:ALA:N	2.51	0.43
59:BZ:232:THR:HG22	59:BZ:233:GLY:N	2.33	0.43
11:AA:2635:C:C2'	11:AA:2636:U:O5'	2.66	0.43
35:BA:1237:C:H5''	35:BA:1238:A:C1'	2.49	0.43
35:BA:1333:A:H2'	35:BA:1334:G:O4'	2.18	0.43
11:AA:39:C:O2	16:AF:46:ARG:NH2	2.52	0.43
30:AW:83:LYS:C	30:AW:84:ARG:HG2	2.39	0.43
51:BQ:43:LEU:O	51:BQ:69:LYS:HG3	2.18	0.43
38:BD:19:LEU:N	38:BD:19:LEU:HD12	2.34	0.43
7:A6:45:LYS:NZ	7:A6:45:LYS:CB	2.80	0.43
16:AF:202:PHE:C	16:AF:202:PHE:CD1	2.92	0.43
34:B2:5:LEU:HD21	34:B2:39:VAL:HG22	1.99	0.43
59:BZ:121:LEU:HD22	62:BZ:1002:KIR:O4	2.18	0.43
23:AP:31:ALA:C	23:AP:33:ARG:N	2.71	0.43
47:BM:87:TYR:O	47:BM:88:ARG:C	2.57	0.43
11:AA:1202:C:N4	11:AA:1203:G:C6	2.87	0.43
11:AA:2665:A:C2'	11:AA:2666:C:O5'	2.67	0.43
14:AD:92:ILE:CD1	14:AD:92:ILE:H	2.32	0.43
35:BA:1050:G:O2'	35:BA:1051:C:O5'	2.37	0.43
5:A4:15:ILE:HD13	5:A4:21:VAL:CG2	2.49	0.43
18:AH:103:LEU:HG	18:AH:105:LEU:HD22	2.00	0.43
28:AU:101:ARG:O	28:AU:103:PRO:CD	2.57	0.43
35:BA:460:G:O6	35:BA:470:C:H5'	2.19	0.43
35:BA:368:U:O4	59:BZ:234:ARG:NH1	2.48	0.43
14:AD:4:LYS:O	14:AD:17:THR:HA	2.18	0.43
11:AA:2602:A:H4'	11:AA:2603:G:H5'	2.00	0.43
11:AA:71:A:H2	31:AX:31:HIS:CE1	2.36	0.43
46:BL:26:ALA:O	46:BL:27:LEU:O	2.36	0.43
2:A1:11:ARG:CB	2:A1:11:ARG:CZ	2.96	0.43
3:A2:51:ARG:HB2	3:A2:55:ARG:NH1	2.34	0.43
35:BA:392:G:H2'	35:BA:393:A:C8	2.52	0.43
49:BO:82:ILE:C	49:BO:82:ILE:CD1	2.82	0.43
11:AA:814:C:O2'	11:AA:815:C:H5'	2.18	0.43

Continued on next page...

Continued from previous page...

Atom-1	Atom-2	Interatomic distance (Å)	Clash overlap (Å)
11:AA:1404:C:C2'	11:AA:1405:U:H5'	2.48	0.43
35:BA:1415:G:C6	35:BA:1486:G:C6	3.06	0.43
11:AA:380:U:H2'	11:AA:381:G:C8	2.48	0.43
33:AZ:100:VAL:HG11	33:AZ:137:ILE:HG12	2.00	0.43
35:BA:1236:A:H4'	35:BA:1304:G:H4'	1.99	0.43
11:AA:1120:G:H2'	11:AA:1121:C:C6	2.54	0.43
35:BA:307:C:H2'	35:BA:308:C:C6	2.53	0.43
22:AO:25:LEU:HD11	22:AO:40:VAL:HG23	2.00	0.43
38:BD:72:GLU:OE1	38:BD:72:GLU:HA	2.18	0.43
41:BG:31:MET:CG	41:BG:32:ARG:N	2.81	0.43
37:BC:130:VAL:O	37:BC:134:ILE:HG13	2.19	0.43
35:BA:19:C:H5''	39:BE:86:ALA:CB	2.47	0.43
24:AQ:69:PHE:CD2	24:AQ:71:ASP:HB3	2.54	0.43
38:BD:31:CYS:C	38:BD:33:MET:N	2.71	0.43
7:A6:7:ILE:O	7:A6:7:ILE:CG2	2.67	0.43
56:BW:71:G:C2'	56:BW:72:C:H5'	2.48	0.43
59:BZ:96:ALA:HA	59:BZ:99:MET:SD	2.58	0.43
33:AZ:153:SER:HB2	33:AZ:167:PRO:HB3	2.00	0.43
24:AQ:141:GLN:OE1	33:AZ:72:ARG:NE	2.51	0.43
7:A6:5:VAL:O	7:A6:5:VAL:HG12	2.17	0.43
47:BM:12:ASN:HD22	47:BM:12:ASN:HA	1.61	0.43
59:BZ:329:GLY:HA3	59:BZ:393:ARG:HG3	2.00	0.43
38:BD:114:ARG:O	38:BD:117:ALA:N	2.48	0.43
32:AY:50:ARG:NH2	32:AY:55:TYR:CD2	2.87	0.43
59:BZ:254:GLU:HA	59:BZ:263:ARG:O	2.19	0.43
14:AD:83:GLU:OE1	14:AD:104:TYR:OH	2.30	0.43
11:AA:2468:G:H5''	24:AQ:120:ILE:HD12	2.00	0.43
5:A4:16:CYS:HB2	5:A4:36:CYS:SG	2.58	0.43
35:BA:1320:C:N4	53:BS:37:ARG:HB3	2.33	0.43
35:BA:878:G:H5'	42:BH:89:PRO:HG2	1.99	0.43
36:BB:36:ARG:N	36:BB:41:ILE:HD13	2.34	0.43
25:AR:50:HIS:CE1	25:AR:54:LEU:HD11	2.53	0.43
11:AA:2785:C:H2'	11:AA:2786:U:O4'	2.19	0.43
49:BO:16:ALA:HB1	49:BO:21:ASP:HB3	2.00	0.43
54:BT:87:LYS:O	54:BT:91:LEU:HG	2.18	0.43
11:AA:774:A:C2	11:AA:787:U:O2'	2.62	0.43
39:BE:81:GLU:HG2	39:BE:90:VAL:HG22	1.99	0.43
35:BA:1401:G:H2'	35:BA:1402:C:O4'	2.18	0.43
22:AO:63:VAL:HG11	22:AO:85:VAL:HG23	2.01	0.43
31:AX:8:ILE:N	31:AX:8:ILE:CD1	2.81	0.43
59:BZ:347:THR:HG23	59:BZ:348:ASP:N	2.32	0.43

Continued on next page...

Continued from previous page...

Atom-1	Atom-2	Interatomic distance (Å)	Clash overlap (Å)
11:AA:272(B):G:H2'	11:AA:272(C):G:C8	2.54	0.43
50:BP:75:ARG:NH1	50:BP:75:ARG:HG3	2.31	0.43
11:AA:1999:C:O2'	11:AA:2000:G:H5'	2.18	0.43
35:BA:68:G:H5'	35:BA:171:A:H1'	2.00	0.43
17:AG:25:TYR:OH	17:AG:168:GLU:CD	2.56	0.43
37:BC:28:GLN:O	37:BC:32:LEU:HG	2.19	0.43
11:AA:2443:C:O2'	11:AA:2444:G:H5'	2.19	0.43
7:A6:40:CYS:HA	7:A6:41:PRO:HD3	1.85	0.43
56:BW:65:G:H2'	56:BW:66:C:C5'	2.48	0.43
13:AC:167:LYS:HE3	56:BW:18:U:H4'	1.97	0.43
18:AH:54:ARG:HG2	18:AH:54:ARG:NH1	2.34	0.43
33:AZ:125:LEU:HD11	33:AZ:164:ALA:CB	2.44	0.43
59:BZ:315:LYS:H	59:BZ:405:GLU:HB2	1.84	0.43
35:BA:1057:G:H1'	37:BC:195:VAL:HG11	1.99	0.43
38:BD:111:ALA:C	38:BD:113:SER:H	2.22	0.43
34:B2:5:LEU:HD23	34:B2:39:VAL:CG2	2.48	0.43
11:AA:2630:G:H21	11:AA:2892:A:H1'	1.83	0.43
27:AT:46:GLU:OE2	27:AT:88:ILE:CG1	2.64	0.43
26:AS:65:VAL:O	26:AS:69:VAL:HG12	2.19	0.43
26:AS:20:ARG:CG	26:AS:20:ARG:HH11	2.31	0.43
17:AG:107:LEU:O	17:AG:111:LEU:HG	2.19	0.43
4:A3:26:LEU:O	4:A3:35:ARG:HD3	2.19	0.43
37:BC:58:GLU:HB2	37:BC:65:ALA:CB	2.44	0.43
11:AA:2656:U:C3'	11:AA:2657:A:H5''	2.49	0.43
54:BT:72:LEU:HA	54:BT:72:LEU:HD23	1.91	0.43
10:A9:30:PRO:O	10:A9:32:HIS:N	2.52	0.43
5:A4:15:ILE:HD13	5:A4:21:VAL:CG1	2.49	0.43
2:A1:80:LEU:CD2	2:A1:81:LYS:N	2.80	0.43
50:BP:52:ASP:O	50:BP:54:GLU:N	2.51	0.43
48:BN:22:THR:O	48:BN:23:ARG:CB	2.67	0.43
48:BN:28:GLY:O	48:BN:29:ARG:C	2.56	0.43
16:AF:89:VAL:CG1	16:AF:90:PHE:H	2.23	0.43
36:BB:21:ARG:HB3	36:BB:39:ILE:CG2	2.47	0.43
46:BL:58:VAL:HG12	46:BL:60:LEU:HD22	2.00	0.43
21:AN:65:LYS:NZ	21:AN:65:LYS:CB	2.79	0.43
39:BE:82:VAL:HG21	39:BE:138:ALA:CA	2.48	0.43
59:BZ:360:GLU:OE1	59:BZ:360:GLU:N	2.52	0.43
11:AA:2086:U:H2'	11:AA:2087:G:H8	1.83	0.43
11:AA:451:C:C2	11:AA:453:C:C5	3.07	0.43
11:AA:717:G:H2'	11:AA:718:A:O4'	2.19	0.43
35:BA:25:C:H2'	35:BA:26:A:C8	2.54	0.43

Continued on next page...

Continued from previous page...

Atom-1	Atom-2	Interatomic distance (Å)	Clash overlap (Å)
39:BE:17:ALA:HB2	39:BE:26:PHE:CD2	2.54	0.43
36:BB:214:ILE:O	36:BB:218:ALA:HB2	2.18	0.43
37:BC:179:ARG:HG3	37:BC:206:GLU:HG2	2.00	0.43
11:AA:2243:U:O2	11:AA:2434:A:C2	2.72	0.43
11:AA:1260:G:H2'	11:AA:1261:C:C6	2.52	0.43
35:BA:707:C:H2'	35:BA:708:C:H6	1.84	0.43
9:A8:38:GLY:O	9:A8:42:ARG:CB	2.66	0.43
38:BD:25:ARG:C	38:BD:27:TYR:N	2.72	0.43
18:AH:42:ARG:HG2	18:AH:43:VAL:H	1.82	0.43
16:AF:200:GLU:C	16:AF:202:PHE:N	2.70	0.43
14:AD:245:PRO:O	14:AD:246:PRO:C	2.56	0.43
32:AY:81:LYS:HE2	32:AY:97:ARG:O	2.18	0.43
32:AY:88:LYS:CB	32:AY:91:GLU:HB2	2.49	0.43
48:BN:42:ILE:HA	48:BN:42:ILE:HD13	1.89	0.43
43:BI:90:PRO:C	43:BI:92:TYR:N	2.72	0.43
16:AF:17:ARG:HG3	16:AF:17:ARG:NH1	2.29	0.43
53:BS:20:LEU:O	53:BS:23:ASN:N	2.51	0.43
26:AS:35:ILE:HD12	26:AS:97:ARG:CB	2.49	0.43
13:AC:171:ILE:HG21	13:AC:196:LEU:HD13	1.99	0.43
13:AC:47:LEU:H	13:AC:47:LEU:HD12	1.82	0.43
13:AC:22:ILE:HG22	13:AC:22:ILE:O	2.19	0.43
13:AC:26:ALA:HA	13:AC:29:VAL:HG22	2.00	0.43
11:AA:888:C:OP2	47:BM:93:ARG:HB3	2.19	0.43
16:AF:164:ARG:HD3	16:AF:175:THR:OG1	2.19	0.43
32:AY:49:VAL:O	32:AY:49:VAL:HG12	2.19	0.43
56:BW:75:C:C2'	56:BW:76:C:H5'	2.49	0.43
4:A3:35:ARG:NH1	4:A3:35:ARG:HB2	2.15	0.43
30:AW:35:ILE:O	30:AW:37:ARG:N	2.51	0.43
59:BZ:257:GLY:O	59:BZ:302:GLN:HG2	2.18	0.43
31:AX:27:THR:O	31:AX:27:THR:OG1	2.30	0.43
27:AT:30:VAL:HG22	27:AT:84:GLN:O	2.19	0.43
25:AR:26:LYS:HE2	25:AR:71:GLN:H	1.84	0.43
46:BL:20:LYS:CD	46:BL:20:LYS:H	2.27	0.43
17:AG:34:LEU:CA	17:AG:161:THR:HG22	2.49	0.43
11:AA:2627:G:O2'	11:AA:2781:A:N1	2.39	0.43
50:BP:22:THR:HA	50:BP:33:ILE:HG12	2.00	0.43
12:AB:65:C:C2	12:AB:109:C:N4	2.87	0.43
42:BH:88:LYS:O	42:BH:92:ARG:HD2	2.19	0.43
24:AQ:104:PHE:CE2	24:AQ:125:LEU:HD11	2.51	0.43
29:AV:91:TYR:HE1	29:AV:93:GLU:HG3	1.84	0.43
35:BA:16:A:N1	35:BA:919:A:C2	2.82	0.43

Continued on next page...

Continued from previous page...

Atom-1	Atom-2	Interatomic distance (Å)	Clash overlap (Å)
41:BG:16:LEU:HD12	43:BI:42:ARG:HA	1.98	0.43
39:BE:11:ILE:CD1	39:BE:33:VAL:HG23	2.48	0.43
11:AA:2340:G:H2'	11:AA:2341:G:C8	2.54	0.43
7:A6:48:VAL:HG23	7:A6:49:HIS:N	2.32	0.43
37:BC:76:VAL:CG2	37:BC:103:VAL:HG21	2.49	0.43
11:AA:1332:G:N1	11:AA:1609:A:O2'	2.52	0.43
12:AB:43:C:H3'	12:AB:44:G:C5'	2.49	0.43
35:BA:1350:A:P	43:BI:121:ARG:HG3	2.59	0.43
24:AQ:3:MET:HB2	24:AQ:93:TYR:CD1	2.54	0.43
59:BZ:316:PHE:HD1	59:BZ:316:PHE:C	2.22	0.43
28:AU:106:PHE:O	28:AU:109:LEU:HB2	2.18	0.43
35:BA:59:A:H61	35:BA:331:G:H1'	1.84	0.43
10:A9:8:LYS:HA	10:A9:8:LYS:CE	2.47	0.43
54:BT:63:ILE:O	54:BT:66:ALA:N	2.51	0.43
11:AA:2826:A:C2'	11:AA:2827:C:H5'	2.49	0.43
46:BL:6:THR:HG23	46:BL:9:GLN:NE2	2.33	0.43
35:BA:1352:C:H2'	35:BA:1353:G:C8	2.54	0.43
35:BA:72:C:O2'	35:BA:73:G:H5'	2.19	0.43
37:BC:173:VAL:HG12	37:BC:175:LEU:CD1	2.48	0.43
35:BA:605:U:C2'	35:BA:606:G:H5'	2.49	0.43
11:AA:1028:A:N6	11:AA:1125:G:H2'	2.33	0.43
35:BA:936:C:H2'	35:BA:937:A:H8	1.84	0.43
38:BD:147:ALA:HA	38:BD:181:MET:O	2.19	0.43
49:BO:14:GLU:HG3	49:BO:15:PHE:CD2	2.54	0.43
11:AA:1086:A:N3	11:AA:1086:A:H3'	2.33	0.43
59:BZ:249:VAL:HG22	59:BZ:269:GLY:HA2	2.00	0.43
15:AE:96:PHE:HA	15:AE:100:GLU:OE1	2.18	0.43
33:AZ:67:LEU:HD12	33:AZ:67:LEU:N	2.33	0.43
7:A6:11:LEU:HG	7:A6:51:GLU:HG2	1.99	0.43
7:A6:15:GLU:CD	7:A6:18:ARG:NH2	2.70	0.43
11:AA:1911:U:H2'	11:AA:1918:A:N1	2.34	0.43
24:AQ:140:ALA:HB1	33:AZ:99:TYR:HB2	2.00	0.43
23:AP:146:VAL:HG13	23:AP:147:LEU:H	1.81	0.43
23:AP:81:GLN:HG3	23:AP:82:GLY:N	2.33	0.43
34:B2:112:TYR:CE2	58:BY:16:U:H4'	2.54	0.43
34:B2:31:VAL:O	34:B2:35:ARG:HG3	2.19	0.43
35:BA:1323:G:O2'	35:BA:1324:A:H5'	2.19	0.43
13:AC:138:PRO:HD2	56:BW:57:C:O4'	2.18	0.43
38:BD:3:ARG:O	38:BD:3:ARG:CD	2.67	0.43
48:BN:12:ARG:HB2	48:BN:12:ARG:NH1	2.34	0.43
21:AN:87:LEU:CD1	21:AN:91:LEU:HG	2.49	0.43

Continued on next page...

Continued from previous page...

Atom-1	Atom-2	Interatomic distance (Å)	Clash overlap (Å)
17:AG:112:PRO:O	17:AG:114:ILE:N	2.51	0.43
17:AG:73:ALA:CB	17:AG:85:GLY:HA2	2.42	0.43
7:A6:25:LYS:O	11:AA:2286:A:N1	2.52	0.43
53:BS:51:VAL:O	53:BS:58:VAL:N	2.52	0.43
11:AA:1203:G:H4'	23:AP:7:ARG:HG2	2.00	0.43
11:AA:2392:A:H2	11:AA:2424:C:H42	1.64	0.43
14:AD:32:SER:C	14:AD:36:PRO:HG3	2.39	0.43
14:AD:35:LYS:CG	14:AD:63:ARG:HG3	2.49	0.43
31:AX:13:LEU:HA	31:AX:18:TYR:CE1	2.54	0.43
17:AG:172:LEU:C	17:AG:172:LEU:CD2	2.87	0.43
15:AE:116:VAL:HG21	15:AE:122:PHE:CD2	2.53	0.43
11:AA:2468:G:H22	11:AA:2481:G:HO2'	1.66	0.43
18:AH:23:ARG:HH11	18:AH:36:PRO:HB3	1.83	0.43
35:BA:1322:C:H5'	47:BM:100:GLY:HA3	1.99	0.43
35:BA:1219:U:P	48:BN:19:ARG:HH22	2.41	0.43
35:BA:264:U:H2'	35:BA:265:G:O4'	2.19	0.43
52:BR:47:THR:HB	52:BR:49:LYS:HG3	2.00	0.43
39:BE:145:LYS:HA	42:BH:107:LEU:CD2	2.48	0.43
41:BG:16:LEU:CD2	43:BI:45:ALA:HB2	2.48	0.43
39:BE:150:ARG:CB	39:BE:150:ARG:HH11	2.31	0.43
11:AA:2293:C:H42	11:AA:2339:G:H1	1.67	0.43
40:BF:91:VAL:HG12	40:BF:92:LYS:N	2.34	0.43
11:AA:847:U:OP2	11:AA:928:G:O6	2.37	0.43
33:AZ:108:PRO:HB3	33:AZ:141:VAL:HG11	2.00	0.43
27:AT:10:VAL:O	27:AT:13:ARG:CG	2.64	0.43
42:BH:116:LYS:HD2	42:BH:129:VAL:CG1	2.43	0.43
35:BA:723:U:C2'	35:BA:723:U:O2	2.67	0.43
11:AA:1000:A:H62	11:AA:1154:G:H2'	1.84	0.43
35:BA:1402:C:O2	35:BA:1500:A:N1	2.51	0.43
45:BK:126:ARG:HH11	45:BK:126:ARG:CB	2.29	0.43
41:BG:54:THR:O	41:BG:56:GLN:N	2.50	0.43
11:AA:736:C:H2'	11:AA:737:C:C6	2.49	0.43
11:AA:753:C:O2'	11:AA:754:C:H5'	2.18	0.43
11:AA:1889:A:O2'	11:AA:2087:G:H5'	2.19	0.43
31:AX:64:LYS:HD3	31:AX:73:ARG:NE	2.32	0.43
35:BA:138:G:H2'	35:BA:139:G:O4'	2.19	0.43
11:AA:225:A:H2'	11:AA:226:G:H5'	2.01	0.43
35:BA:668:G:O2'	49:BO:46:HIS:HD2	2.01	0.43
18:AH:50:VAL:HG12	18:AH:51:ARG:O	2.18	0.43
35:BA:986:A:H1'	53:BS:55:LYS:HA	2.01	0.43
43:BI:65:VAL:HG21	43:BI:73:GLN:CB	2.48	0.43

Continued on next page...

Continued from previous page...

Atom-1	Atom-2	Interatomic distance (Å)	Clash overlap (Å)
24:AQ:75:THR:HA	24:AQ:89:ASN:O	2.19	0.43
35:BA:707:C:H2'	35:BA:708:C:C6	2.54	0.43
2:A1:49:VAL:CG1	2:A1:60:PHE:HB2	2.49	0.43
19:AJ:115:UNK:CB	19:AJ:124:UNK:HA	2.48	0.43
35:BA:495:A:H1'	35:BA:496:A:C8	2.54	0.43
11:AA:1830:C:O2'	11:AA:1831:G:H5'	2.19	0.43
18:AH:42:ARG:CG	18:AH:43:VAL:H	2.32	0.43
59:BZ:315:LYS:HB2	59:BZ:315:LYS:HE3	1.88	0.43
59:BZ:85:HIS:HB2	59:BZ:88:TYR:CD1	2.54	0.43
32:AY:28:LYS:HA	32:AY:38:ILE:HG22	2.01	0.43
15:AE:5:LEU:CD2	15:AE:197:ILE:HB	2.49	0.43
13:AC:59:ARG:NH1	13:AC:164:ARG:NH1	2.67	0.43
53:BS:15:LEU:HD21	53:BS:33:THR:OG1	2.19	0.43
26:AS:69:VAL:HG22	26:AS:69:VAL:O	2.18	0.43
13:AC:10:LEU:HB3	13:AC:220:PRO:CG	2.49	0.43
11:AA:1543:C:H2'	11:AA:1544:A:H5''	2.01	0.43
59:BZ:345:ARG:CZ	59:BZ:384:LEU:HD11	2.48	0.43
11:AA:2422:A:C4	56:BW:77:A:C2	3.07	0.43
11:AA:2465:C:O2'	11:AA:2466:C:H5'	2.19	0.43
11:AA:2467:C:H2'	11:AA:2468:G:O4'	2.18	0.43
11:AA:1771:C:C1'	11:AA:1786:A:C8	3.02	0.43
35:BA:1221:G:P	53:BS:36:ARG:HD3	2.58	0.43
18:AH:85:LYS:HZ1	18:AH:86:GLU:HA	1.83	0.43
36:BB:155:LEU:HD11	36:BB:159:PRO:HD3	2.00	0.43
22:AO:26:LYS:HB3	22:AO:27:GLY:H	1.62	0.43
35:BA:1493:A:C4	57:BX:18:U:H1'	2.53	0.43
11:AA:2601:C:H2'	11:AA:2603:G:C8	2.54	0.43
46:BL:25:PRO:C	46:BL:27:LEU:N	2.60	0.43
34:B2:134:LYS:O	34:B2:138:ARG:HB2	2.19	0.43
35:BA:9:G:H5'	39:BE:122:GLU:OE1	2.19	0.43
16:AF:129:PHE:O	16:AF:130:ALA:C	2.56	0.43
14:AD:132:PRO:O	14:AD:133:LEU:C	2.58	0.43
35:BA:197:A:C5	35:BA:221:C:H4'	2.54	0.43
18:AH:149:ARG:HA	18:AH:162:ILE:CG1	2.49	0.43
36:BB:8:LYS:C	36:BB:10:LEU:N	2.73	0.43
35:BA:1033:G:H8	35:BA:1033:G:P	2.42	0.43
54:BT:56:MET:O	54:BT:59:ALA:HB3	2.19	0.43
54:BT:16:HIS:HA	54:BT:19:SER:HB2	2.01	0.43
35:BA:1310:G:C2	35:BA:1328:C:N3	2.86	0.43
35:BA:820:U:H4'	35:BA:821:G:OP2	2.19	0.43
41:BG:44:TYR:O	41:BG:45:ASP:C	2.55	0.43

Continued on next page...

Continued from previous page...

Atom-1	Atom-2	Interatomic distance (Å)	Clash overlap (Å)
35:BA:461:A:N7	35:BA:471:G:C5	2.87	0.43
35:BA:621:A:O2'	35:BA:622:A:H5'	2.19	0.43
35:BA:799:G:C2'	35:BA:800:G:H5'	2.49	0.43
46:BL:89:ARG:HD3	46:BL:91:LYS:N	2.34	0.43
35:BA:1238:A:N7	35:BA:1303:C:H1'	2.34	0.43
22:AO:18:LYS:HB2	22:AO:45:GLU:HB3	2.00	0.43
35:BA:1416:G:O2'	35:BA:1417:G:H5'	2.19	0.43
21:AN:15:LEU:C	21:AN:15:LEU:HD13	2.39	0.43
35:BA:781:A:H4'	35:BA:1522:U:O2'	2.18	0.43
49:BO:2:PRO:HB2	49:BO:3:ILE:H	1.70	0.43
35:BA:808:C:O2'	35:BA:809:G:H5'	2.19	0.43
9:A8:6:THR:HG22	9:A8:60:LEU:HD23	2.00	0.43
59:BZ:74:LYS:HD2	59:BZ:207:ASP:HB3	2.00	0.42
9:A8:61:LEU:HB3	11:AA:593:G:H4'	2.00	0.42
32:AY:96:ILE:CD1	32:AY:99:CYS:CB	2.97	0.42
44:BJ:62:HIS:O	48:BN:59:ALA:HB3	2.19	0.42
59:BZ:324:LYS:O	59:BZ:327:GLU:N	2.48	0.42
59:BZ:363:MET:CG	59:BZ:364:PRO:HD2	2.29	0.42
44:BJ:5:ARG:CG	44:BJ:71:LEU:HD11	2.48	0.42
53:BS:13:ASP:C	53:BS:15:LEU:H	2.22	0.42
11:AA:856:C:H6	11:AA:856:C:H5''	1.84	0.42
11:AA:1539:G:C6	11:AA:1540:U:O2	2.72	0.42
11:AA:1503:U:C4	11:AA:1504:C:N4	2.87	0.42
30:AW:27:LYS:O	30:AW:71:VAL:HG22	2.18	0.42
17:AG:11:TYR:O	17:AG:15:VAL:HB	2.19	0.42
36:BB:236:TYR:N	36:BB:236:TYR:CD1	2.87	0.42
11:AA:528:A:H5''	11:AA:528:A:C8	2.54	0.42
17:AG:121:ASN:HA	17:AG:122:PRO:HD2	1.85	0.42
46:BL:70:ILE:HG12	46:BL:100:ILE:HD12	2.00	0.42
11:AA:2842:G:HO2'	11:AA:2843:G:H5'	1.82	0.42
34:B2:119:LEU:HA	34:B2:119:LEU:HD22	1.72	0.42
11:AA:606:U:H4'	11:AA:658:C:C4'	2.46	0.42
11:AA:1995:U:H3'	11:AA:1996:C:H2'	1.99	0.42
39:BE:143:ARG:HA	39:BE:143:ARG:HD3	1.68	0.42
11:AA:1058:G:N2	11:AA:1081:U:H3	2.13	0.42
35:BA:627:G:H2'	35:BA:628:G:C8	2.46	0.42
11:AA:2262:U:H2'	11:AA:2263:C:H6	1.84	0.42
35:BA:792:A:O2'	35:BA:793:U:P	2.77	0.42
11:AA:864:G:N7	24:AQ:22:LYS:NZ	2.56	0.42
24:AQ:35:VAL:HG12	24:AQ:130:LYS:O	2.19	0.42
11:AA:1652:A:OP2	25:AR:9:LYS:HE2	2.19	0.42

Continued on next page...

Continued from previous page...

Atom-1	Atom-2	Interatomic distance (Å)	Clash overlap (Å)
24:AQ:79:LEU:HD22	24:AQ:80:GLU:HG3	2.01	0.42
44:BJ:90:LEU:N	44:BJ:91:PRO:CD	2.81	0.42
11:AA:227:A:C2	11:AA:2407:G:H1'	2.53	0.42
11:AA:997:G:O2'	11:AA:998:C:H5'	2.18	0.42
11:AA:324:A:H2'	11:AA:325:G:O4'	2.19	0.42
14:AD:147:LEU:HD13	14:AD:155:LEU:HD21	2.02	0.42
37:BC:111:LEU:HD11	37:BC:144:SER:O	2.20	0.42
24:AQ:131:ILE:N	24:AQ:131:ILE:HD12	2.34	0.42
56:BV:29:C:C2	56:BV:44:A:C2	3.07	0.42
51:BQ:83:ASP:CG	51:BQ:84:LEU:N	2.73	0.42
11:AA:2682:U:H5'	11:AA:2682:U:H6	1.83	0.42
11:AA:2651:C:O2'	11:AA:2652:C:H5'	2.18	0.42
35:BA:1433:A:O2'	35:BA:1434:A:H5'	2.19	0.42
35:BA:814:A:N7	35:BA:816:A:C4	2.87	0.42
56:BW:6:G:N2	56:BW:69:C:N3	2.67	0.42
59:BZ:314:THR:O	59:BZ:373:GLU:HA	2.19	0.42
38:BD:188:LEU:HA	38:BD:189:PRO:HD2	1.88	0.42
11:AA:2317:C:O2'	11:AA:2318:G:H5'	2.19	0.42
32:AY:8:LYS:N	32:AY:8:LYS:CD	2.75	0.42
13:AC:139:ASN:HB3	13:AC:142:ALA:CB	2.49	0.42
17:AG:56:ALA:CB	17:AG:153:ARG:HH21	2.28	0.42
26:AS:97:ARG:CZ	26:AS:97:ARG:O	2.68	0.42
11:AA:483:A:H3'	11:AA:484:C:C6	2.54	0.42
4:A3:26:LEU:O	4:A3:35:ARG:CD	2.67	0.42
11:AA:2346:A:C2	11:AA:2383:G:C2	3.07	0.42
11:AA:1204:A:N1	11:AA:1241:A:C2	2.86	0.42
11:AA:1142(A):A:H8	11:AA:1142(A):A:H5'	1.84	0.42
17:AG:7:LEU:O	17:AG:11:TYR:HB2	2.19	0.42
14:AD:101:GLU:OE2	14:AD:103:ARG:NH1	2.52	0.42
44:BJ:12:ASP:C	44:BJ:14:LYS:H	2.23	0.42
36:BB:19:HIS:CG	36:BB:20:GLU:N	2.86	0.42
35:BA:1492:A:H2'	35:BA:1492:A:OP1	2.19	0.42
11:AA:1062:G:H2'	11:AA:1062:G:N3	2.33	0.42
34:B2:133:LYS:HB2	34:B2:133:LYS:HE3	1.82	0.42
30:AW:17:VAL:C	30:AW:19:LEU:N	2.71	0.42
46:BL:113:ARG:CB	46:BL:122:THR:HG21	2.47	0.42
35:BA:1350:A:C5	35:BA:1351:U:C4	3.07	0.42
35:BA:1413:A:C2	35:BA:1414:U:C2	3.07	0.42
35:BA:1244:C:H2'	35:BA:1245:A:C8	2.54	0.42
18:AH:137:ASP:O	18:AH:138:LYS:HB2	2.18	0.42
24:AQ:21:THR:CG2	24:AQ:23:GLY:O	2.68	0.42

Continued on next page...

Continued from previous page...

Atom-1	Atom-2	Interatomic distance (Å)	Clash overlap (Å)
35:BA:770:C:O2'	35:BA:771:G:H5'	2.19	0.42
35:BA:658:G:H2'	35:BA:659:U:H6	1.84	0.42
16:AF:118:ALA:C	16:AF:120:GLU:N	2.68	0.42
11:AA:481:G:C2'	11:AA:482:A:OP2	2.67	0.42
28:AU:93:LYS:HD2	28:AU:93:LYS:H	1.84	0.42
35:BA:41:G:H2'	35:BA:42:G:H8	1.83	0.42
16:AF:31:HIS:CE1	23:AP:13:ASN:HB2	2.54	0.42
11:AA:1099:G:H2'	11:AA:1100:C:C6	2.54	0.42
20:AK:73:UNK:O	20:AK:74:UNK:C	2.66	0.42
11:AA:231:C:H2'	11:AA:232:G:O4'	2.19	0.42
35:BA:1090:U:O2'	35:BA:1091:U:H5'	2.19	0.42
35:BA:50:A:N6	35:BA:361:G:H4'	2.34	0.42
11:AA:321:G:C2	11:AA:341:G:H4'	2.54	0.42
49:BO:31:LEU:HD12	49:BO:31:LEU:HA	1.73	0.42
11:AA:1901:A:OP1	11:AA:1901:A:H4'	2.18	0.42
12:AB:26:A:N3	12:AB:26:A:H2'	2.34	0.42
11:AA:1655:A:N7	11:AA:2005:A:H2	2.17	0.42
11:AA:2541:A:H4'	11:AA:2764:A:C2	2.54	0.42
42:BH:53:VAL:HB	42:BH:58:TYR:CE1	2.55	0.42
12:AB:39:A:O2'	12:AB:46:A:N1	2.44	0.42
35:BA:642:A:C5	42:BH:115:SER:HA	2.53	0.42
50:BP:74:LEU:O	50:BP:79:VAL:HG23	2.19	0.42
11:AA:106:C:H2'	11:AA:107:C:C6	2.54	0.42
7:A6:18:ARG:HG3	7:A6:19:ARG:N	2.32	0.42
7:A6:45:LYS:N	7:A6:45:LYS:CD	2.82	0.42
56:BW:70:C:O2'	56:BW:71:G:H5'	2.18	0.42
56:BW:18:U:O2'	56:BW:19:G:P	2.77	0.42
38:BD:108:LEU:O	38:BD:110:PHE:CE1	2.72	0.42
23:AP:89:ALA:HA	23:AP:121:LYS:HD3	2.01	0.42
34:B2:2:ALA:HB3	34:B2:107:PHE:CE1	2.54	0.42
34:B2:82:HIS:HB2	34:B2:85:GLU:HB2	2.01	0.42
32:AY:8:LYS:HB2	32:AY:28:LYS:HE2	2.02	0.42
15:AE:1:MET:O	15:AE:2:LYS:C	2.57	0.42
24:AQ:84:GLY:O	24:AQ:85:LYS:CB	2.67	0.42
38:BD:118:ARG:HG3	38:BD:118:ARG:HH11	1.82	0.42
31:AX:35:THR:CG2	31:AX:37:THR:HB	2.49	0.42
11:AA:1504:C:O2'	11:AA:1505:C:O5'	2.36	0.42
37:BC:8:ILE:O	37:BC:10:PHE:N	2.52	0.42
35:BA:953:G:C2	35:BA:954:G:H1'	2.54	0.42
1:A0:14:ARG:HH11	1:A0:14:ARG:HG3	1.84	0.42
10:A9:27:CYS:HB3	10:A9:32:HIS:HB2	2.01	0.42

Continued on next page...

Continued from previous page...

Atom-1	Atom-2	Interatomic distance (Å)	Clash overlap (Å)
24:AQ:120:ILE:O	24:AQ:121:ALA:C	2.58	0.42
25:AR:100:LEU:HD22	25:AR:112:ALA:CA	2.47	0.42
11:AA:146:G:H2'	11:AA:147:U:C5'	2.50	0.42
14:AD:238:GLY:O	14:AD:239:ARG:O	2.36	0.42
36:BB:72:GLY:O	36:BB:94:ASN:HA	2.18	0.42
15:AE:132:HIS:O	15:AE:135:HIS:CD2	2.72	0.42
52:BR:25:THR:O	52:BR:25:THR:HG22	2.19	0.42
41:BG:145:ALA:O	41:BG:146:GLU:C	2.56	0.42
35:BA:1443:G:OP2	35:BA:1443:G:H8	2.02	0.42
35:BA:189(I):G:C2'	35:BA:189(J):G:H5'	2.49	0.42
21:AN:29:LYS:O	21:AN:30:ILE:C	2.57	0.42
41:BG:26:PHE:CZ	41:BG:30:ILE:HD11	2.55	0.42
35:BA:1516:G:N1	35:BA:1519:A:OP2	2.52	0.42
42:BH:103:VAL:HG21	42:BH:110:ALA:HB2	1.96	0.42
35:BA:422:C:H1'	35:BA:423:G:C2	2.54	0.42
39:BE:76:ILE:HB	39:BE:77:PRO:HD2	1.99	0.42
29:AV:6:LYS:HE2	29:AV:37:VAL:HG11	2.02	0.42
13:AC:85:GLU:HG3	13:AC:85:GLU:O	2.18	0.42
43:BI:100:GLY:C	43:BI:102:LEU:H	2.23	0.42
11:AA:123:G:H2'	11:AA:124:G:C8	2.54	0.42
54:BT:41:ILE:O	54:BT:43:LEU:N	2.52	0.42
49:BO:37:ASN:ND2	49:BO:37:ASN:N	2.66	0.42
35:BA:783:C:C2'	35:BA:784:C:H5'	2.49	0.42
11:AA:1445(A):C:O2	11:AA:1445(A):C:H2'	2.19	0.42
18:AH:33:LEU:HD12	18:AH:75:ALA:HA	2.01	0.42
54:BT:53:LEU:HD12	54:BT:53:LEU:H	1.82	0.42
29:AV:34:GLU:O	29:AV:36:PRO:HD2	2.19	0.42
38:BD:57:ARG:NH2	38:BD:202:LEU:HD22	2.35	0.42
33:AZ:24:LEU:CD2	33:AZ:86:VAL:HG23	2.49	0.42
11:AA:271(J):C:H2'	11:AA:271(J):C:O2	2.18	0.42
33:AZ:58:VAL:HA	33:AZ:67:LEU:O	2.19	0.42
11:AA:341:G:O2'	11:AA:342:G:H5'	2.19	0.42
37:BC:174:PRO:HB2	37:BC:177:THR:HB	2.01	0.42
4:A3:7:LYS:HD2	4:A3:34:GLU:OE1	2.18	0.42
15:AE:109:LYS:HE3	15:AE:191:PRO:HA	2.00	0.42
11:AA:1642:G:O2'	11:AA:1643:G:H5'	2.20	0.42
42:BH:1:MET:HE2	42:BH:2:LEU:H	1.84	0.42
13:AC:167:LYS:HE3	56:BW:18:U:H5'	2.02	0.42
23:AP:110:TYR:CZ	23:AP:111:ARG:NH1	2.87	0.42
23:AP:121:LYS:HA	23:AP:122:PRO:HD3	1.91	0.42
58:BY:55:U:H2'	58:BY:56:U:C5'	2.49	0.42

Continued on next page...

Continued from previous page...

Atom-1	Atom-2	Interatomic distance (Å)	Clash overlap (Å)
13:AC:124:GLY:HA2	56:BW:57:C:O3'	2.19	0.42
13:AC:136:LEU:C	56:BW:57:C:H41	2.22	0.42
17:AG:42:GLY:HA2	17:AG:89:GLY:HA2	2.00	0.42
47:BM:108:ARG:NH1	47:BM:108:ARG:CG	2.51	0.42
27:AT:28:VAL:HG13	27:AT:46:GLU:CA	2.45	0.42
11:AA:1131:G:N2	21:AN:73:THR:HG21	2.30	0.42
11:AA:2491:U:H5'	11:AA:2570:G:C5'	2.30	0.42
13:AC:62:VAL:HG21	13:AC:195:ALA:HB2	2.00	0.42
29:AV:39:LEU:O	29:AV:40:LEU:CB	2.57	0.42
5:A4:7:PRO:O	5:A4:8:LYS:HB3	2.20	0.42
47:BM:97:PRO:CG	47:BM:103:THR:HG22	2.48	0.42
11:AA:484:C:H2'	11:AA:485:C:C6	2.54	0.42
11:AA:629:G:H1'	11:AA:639:U:O2'	2.20	0.42
35:BA:1281:U:H5'	35:BA:1282:C:H5	1.85	0.42
58:BY:9:A:H5''	58:BY:9:A:C8	2.54	0.42
14:AD:24:ILE:CD1	14:AD:25:THR:N	2.76	0.42
11:AA:2416:C:H6	11:AA:2416:C:O5'	2.01	0.42
36:BB:12:GLU:O	36:BB:16:HIS:ND1	2.31	0.42
36:BB:235:SER:O	36:BB:237:ALA:N	2.53	0.42
10:A9:29:ASN:O	10:A9:29:ASN:ND2	2.52	0.42
17:AG:34:LEU:C	17:AG:34:LEU:HD12	2.39	0.42
36:BB:70:PHE:O	36:BB:92:TYR:HA	2.20	0.42
18:AH:44:VAL:HG12	18:AH:45:VAL:HG23	2.00	0.42
35:BA:1458:G:H2'	35:BA:1459:C:H6	1.84	0.42
29:AV:67:GLY:H	29:AV:91:TYR:HD2	1.66	0.42
22:AO:47:ILE:O	22:AO:48:PRO:O	2.37	0.42
21:AN:57:ALA:O	21:AN:58:ASP:O	2.38	0.42
39:BE:32:VAL:HG12	39:BE:33:VAL:N	2.34	0.42
41:BG:113:GLU:CB	41:BG:119:ARG:HG2	2.44	0.42
12:AB:9:G:OP1	26:AS:25:ARG:NH2	2.51	0.42
14:AD:125:ILE:CD1	14:AD:131:LEU:CD2	2.98	0.42
13:AC:103:ILE:O	13:AC:103:ILE:HG22	2.20	0.42
35:BA:1030(A):G:H2'	35:BA:1030(C):G:OP2	2.19	0.42
11:AA:675:A:C4	11:AA:804:A:C2	3.07	0.42
35:BA:401:C:O2'	35:BA:402:G:H5'	2.18	0.42
11:AA:597:U:O3'	23:AP:15:ARG:HD3	2.19	0.42
39:BE:83:GLU:OE2	39:BE:88:LYS:HD2	2.19	0.42
29:AV:35:LEU:HB2	29:AV:57:VAL:HG13	1.98	0.42
11:AA:2099:U:OP1	11:AA:2099:U:C6	2.73	0.42
54:BT:26:ASN:C	54:BT:26:ASN:HD22	2.21	0.42
13:AC:33:ALA:HB1	13:AC:178:ALA:HB1	2.01	0.42

Continued on next page...

Continued from previous page...

Atom-1	Atom-2	Interatomic distance (Å)	Clash overlap (Å)
17:AG:170:ARG:HG2	17:AG:170:ARG:HH11	1.85	0.42
54:BT:59:ALA:O	54:BT:60:GLU:C	2.57	0.42
35:BA:1328:C:H2'	35:BA:1329:A:H8	1.83	0.42
1:A0:62:LEU:C	1:A0:63:VAL:HG13	2.39	0.42
14:AD:166:GLN:NE2	14:AD:166:GLN:CA	2.83	0.42
35:BA:609:A:H2'	35:BA:610:G:H5'	2.02	0.42
35:BA:415:A:H2'	35:BA:416:G:H8	1.84	0.42
11:AA:1632:A:C5	11:AA:1633:G:C6	3.07	0.42
2:A1:18:ILE:HG21	2:A1:20:ARG:CZ	2.49	0.42
46:BL:11:VAL:HG22	51:BQ:29:HIS:CD2	2.54	0.42
11:AA:2746:U:H2'	11:AA:2747:G:H5'	2.01	0.42
11:AA:442:G:O4'	16:AF:46:ARG:HG2	2.19	0.42
35:BA:920:U:H2'	35:BA:921:U:C6	2.53	0.42
35:BA:55:A:N6	58:BY:88:C:C5	2.88	0.42
11:AA:1319:G:C6	11:AA:1320:C:N4	2.88	0.42
33:AZ:41:LEU:O	33:AZ:44:PHE:N	2.47	0.42
40:BF:50:TYR:CE1	52:BR:77:GLY:HA2	2.54	0.42
6:A5:52:TYR:O	6:A5:53:ALA:CB	2.68	0.42
11:AA:2648:C:H2'	11:AA:2649:U:C6	2.54	0.42
9:A8:61:LEU:N	9:A8:63:PRO:HD2	2.34	0.42
11:AA:32:C:H2'	11:AA:33:U:H5'	2.01	0.42
11:AA:2189:U:H2'	11:AA:2190:G:H4'	1.99	0.42
23:AP:82:GLY:CA	23:AP:115:LEU:HD21	2.49	0.42
58:BY:1:G:N2	58:BY:2:G:C4	2.88	0.42
32:AY:23:ARG:NH1	32:AY:23:ARG:HG2	2.34	0.42
15:AE:52:LEU:HD13	27:AT:1:MET:HE2	2.00	0.42
23:AP:23:PRO:CG	23:AP:33:ARG:HG3	2.50	0.42
17:AG:63:ILE:CG1	17:AG:64:THR:N	2.82	0.42
30:AW:24:ILE:HG21	30:AW:36:LEU:CD2	2.45	0.42
59:BZ:222:LEU:HG	59:BZ:303:VAL:CG1	2.46	0.42
54:BT:76:ALA:HA	54:BT:79:ARG:NH1	2.35	0.42
9:A8:15:LYS:CD	23:AP:65:ARG:NH1	2.79	0.42
38:BD:96:LEU:HD12	38:BD:96:LEU:N	2.34	0.42
29:AV:18:LEU:HD23	29:AV:19:LYS:H	1.83	0.42
42:BH:11:THR:CG2	42:BH:15:ASN:HD21	2.33	0.42
35:BA:458:C:C6	35:BA:460:G:N7	2.88	0.42
36:BB:20:GLU:HG3	36:BB:191:ASP:HB2	2.02	0.42
11:AA:2786:U:H2'	11:AA:2787:C:H6	1.81	0.42
54:BT:100:ILE:N	54:BT:100:ILE:CD1	2.80	0.42
21:AN:31:ALA:O	21:AN:34:LEU:HB3	2.19	0.42
36:BB:97:TRP:CH2	36:BB:176:GLU:OE2	2.72	0.42

Continued on next page...

Continued from previous page...

Atom-1	Atom-2	Interatomic distance (Å)	Clash overlap (Å)
48:BN:56:VAL:O	48:BN:56:VAL:HG12	2.18	0.42
1:A0:69:PHE:CD1	1:A0:69:PHE:N	2.87	0.42
29:AV:29:PRO:O	29:AV:61:VAL:HG23	2.20	0.42
36:BB:60:ASP:CG	36:BB:64:ARG:NH2	2.73	0.42
11:AA:637:A:H4'	11:AA:638:G:O5'	2.19	0.42
35:BA:1168:A:C6	35:BA:1169:A:C6	3.08	0.42
24:AQ:72:LYS:HA	24:AQ:73:PRO:HD3	1.82	0.42
13:AC:72:VAL:CG2	13:AC:111:ASP:HB3	2.48	0.42
11:AA:1750:G:O2'	11:AA:2860:A:N1	2.47	0.42
59:BZ:337:GLY:O	59:BZ:338:TYR:C	2.57	0.42
11:AA:1164:G:H2'	11:AA:1165:U:C6	2.55	0.42
30:AW:86:LEU:HD12	30:AW:87:PRO:HD2	2.01	0.42
11:AA:1511:C:H2'	11:AA:1512:U:O4'	2.19	0.42
11:AA:2115:G:H4'	11:AA:2167:U:H1'	2.01	0.42
45:BK:67:ASP:OD1	45:BK:71:LYS:HD2	2.20	0.42
11:AA:2693:A:H2'	11:AA:2694:G:C8	2.54	0.42
11:AA:955:C:OP2	24:AQ:87:LYS:HE2	2.19	0.42
39:BE:107:ARG:O	39:BE:111:GLU:HB2	2.20	0.42
11:AA:2651:C:H6	11:AA:2651:C:O5'	2.02	0.42
48:BN:44:LEU:HD12	48:BN:53:LEU:HD11	2.01	0.42
11:AA:302:C:H2'	11:AA:303:U:C6	2.55	0.42
7:A6:37:ARG:HA	7:A6:37:ARG:HD3	1.78	0.42
35:BA:246:A:N1	35:BA:278:G:O2'	2.46	0.42
19:AJ:22:UNK:O	19:AJ:23:UNK:CB	2.67	0.42
36:BB:217:ARG:HA	36:BB:220:ASP:OD2	2.20	0.42
11:AA:1459:G:C8	11:AA:1461:G:H1'	2.54	0.42
37:BC:154:SER:O	37:BC:196:LEU:HD13	2.20	0.42
11:AA:1840:G:C6	11:AA:1841:U:C4	3.08	0.42
7:A6:19:ARG:HG2	7:A6:19:ARG:H	1.72	0.42
44:BJ:48:THR:HG23	44:BJ:62:HIS:CG	2.54	0.42
11:AA:2297:C:O2'	11:AA:2298:A:H5'	2.18	0.42
34:B2:28:GLY:H	34:B2:31:VAL:HG23	1.84	0.42
34:B2:38:LYS:HD2	34:B2:38:LYS:HA	1.87	0.42
58:BY:60:A:O2'	58:BY:61:C:OP1	2.33	0.42
35:BA:1316:G:O3'	48:BN:18:VAL:CG2	2.68	0.42
29:AV:62:LEU:CD2	29:AV:62:LEU:N	2.83	0.42
27:AT:27:THR:CG2	27:AT:28:VAL:N	2.66	0.42
26:AS:23:ARG:O	26:AS:24:LEU:O	2.37	0.42
29:AV:72:VAL:CG2	29:AV:85:LYS:CB	2.94	0.42
38:BD:61:LYS:HD3	38:BD:62:GLN:N	2.34	0.42
31:AX:12:VAL:HB	31:AX:17:ALA:CB	2.37	0.42

Continued on next page...

Continued from previous page...

Atom-1	Atom-2	Interatomic distance (Å)	Clash overlap (Å)
17:AG:10:LYS:HA	17:AG:13:GLU:HG2	2.01	0.42
22:AO:112:MET:CA	22:AO:112:MET:CE	2.97	0.42
11:AA:2127:G:O5'	13:AC:37:PHE:HB3	2.19	0.42
32:AY:44:ILE:CG2	32:AY:45:VAL:H	2.31	0.42
48:BN:23:ARG:CD	48:BN:28:GLY:O	2.68	0.42
45:BK:21:ILE:HD13	45:BK:82:VAL:HG23	2.02	0.42
35:BA:368:U:O4	59:BZ:234:ARG:HD3	2.20	0.42
41:BG:88:PRO:HB2	41:BG:145:ALA:HB1	2.01	0.42
21:AN:94:HIS:N	21:AN:95:PRO:CD	2.83	0.42
14:AD:248:SER:HB2	14:AD:249:PRO:CD	2.43	0.42
35:BA:1296:C:H4'	35:BA:1302:U:H5	1.84	0.42
1:A0:28:GLY:H	1:A0:66:VAL:CG1	2.32	0.42
11:AA:1884:A:C3'	11:AA:1885:A:H5''	2.50	0.42
11:AA:729:G:H2'	11:AA:1775:U:H1'	2.00	0.42
14:AD:11:PRO:O	14:AD:13:ARG:N	2.52	0.42
16:AF:64:ILE:HG22	16:AF:76:GLY:O	2.20	0.42
11:AA:102:G:C4'	11:AA:102:G:OP2	2.68	0.42
39:BE:143:ARG:NH1	42:BH:77:GLU:OE2	2.53	0.42
15:AE:144:ARG:HB3	15:AE:145:LYS:H	1.48	0.42
11:AA:898:C:H2'	11:AA:899:A:O4'	2.20	0.42
11:AA:646:A:H4'	11:AA:646:A:OP2	2.20	0.42
11:AA:876:C:H2'	11:AA:877:U:O4'	2.19	0.42
41:BG:148:ASN:O	41:BG:150:ALA:N	2.53	0.42
35:BA:1327:C:O2'	35:BA:1328:C:H5'	2.20	0.42
36:BB:81:VAL:O	36:BB:85:ALA:HB2	2.19	0.42
11:AA:2114:A:H2'	11:AA:2167:U:HO2'	1.83	0.42
37:BC:147:LYS:CB	37:BC:203:PHE:CD2	3.03	0.42
35:BA:637:G:H2'	35:BA:638:G:H8	1.84	0.42
11:AA:1034:G:H2'	11:AA:1035:U:H6	1.85	0.42
35:BA:865:A:H2'	35:BA:866:C:C6	2.54	0.42
11:AA:391:G:C5	11:AA:392:C:C5	3.08	0.42
12:AB:105:A:H4'	33:AZ:89:PHE:CE1	2.54	0.42
52:BR:61:LYS:O	52:BR:65:ILE:HG12	2.19	0.42
11:AA:2252:G:O2'	11:AA:2253:G:H5'	2.19	0.42
37:BC:94:LEU:HD12	37:BC:94:LEU:C	2.40	0.42
11:AA:879:G:H2'	11:AA:879:G:N3	2.35	0.42
35:BA:802:A:H3'	35:BA:803:G:C8	2.54	0.42
35:BA:436:C:H5''	38:BD:156:GLU:OE1	2.20	0.42
7:A6:29:ASN:O	7:A6:30:THR:C	2.57	0.42
13:AC:166:ASP:OD2	13:AC:168:THR:OG1	2.37	0.42
34:B2:129:ARG:C	34:B2:129:ARG:HD2	2.40	0.42

Continued on next page...

Continued from previous page...

Atom-1	Atom-2	Interatomic distance (Å)	Clash overlap (Å)
59:BZ:314:THR:CG2	59:BZ:377:PRO:HB3	2.50	0.42
35:BA:1057:G:C2'	35:BA:1058:G:H5'	2.49	0.42
35:BA:1366:C:H2'	35:BA:1367:C:H6	1.84	0.42
38:BD:67:ILE:O	38:BD:67:ILE:HG22	2.19	0.42
23:AP:91:PHE:CE2	23:AP:95:VAL:HG12	2.55	0.42
58:BY:40:C:O5'	58:BY:40:C:H6	2.02	0.42
35:BA:1324:A:H2'	35:BA:1325:C:H6	1.83	0.42
11:AA:2312:U:H5''	17:AG:74:LYS:NZ	2.35	0.42
26:AS:13:ARG:O	26:AS:14:VAL:HB	2.19	0.42
13:AC:10:LEU:O	13:AC:220:PRO:HG3	2.19	0.42
26:AS:106:ARG:C	26:AS:106:ARG:HH11	2.22	0.42
9:A8:32:LEU:HB3	9:A8:36:LYS:CE	2.50	0.42
35:BA:923:A:O2'	35:BA:924:C:H5'	2.19	0.42
25:AR:28:LEU:CD2	25:AR:28:LEU:C	2.85	0.42
25:AR:72:ASP:CB	25:AR:75:LEU:HB2	2.40	0.42
17:AG:67:LYS:H	17:AG:67:LYS:CD	2.30	0.42
44:BJ:31:GLY:HA3	44:BJ:78:ASN:HD21	1.79	0.42
35:BA:750:G:H21	49:BO:23:GLY:HA3	1.85	0.42
11:AA:300:A:H2'	11:AA:334:C:H1'	2.02	0.42
3:A2:69:ARG:NH2	11:AA:111:A:H4'	2.35	0.42
40:BF:3:ARG:HB3	40:BF:93:SER:HB2	2.01	0.42
43:BI:79:LEU:O	43:BI:79:LEU:HD13	2.19	0.42
12:AB:34:U:C2'	12:AB:44:G:O6	2.65	0.42
16:AF:39:TRP:HA	16:AF:99:TYR:CZ	2.55	0.42
39:BE:83:GLU:HG2	39:BE:88:LYS:HG3	2.02	0.42
11:AA:235:U:O2'	11:AA:236:C:H5'	2.19	0.42
35:BA:600:C:H2'	35:BA:601:C:H6	1.85	0.42
36:BB:79:ASP:C	36:BB:81:VAL:N	2.73	0.42
17:AG:136:ARG:NH1	17:AG:136:ARG:HG2	2.33	0.42
11:AA:360:G:O2'	11:AA:361:G:H5'	2.19	0.42
11:AA:869:G:O2'	11:AA:870:A:H5'	2.19	0.42
11:AA:2703:C:H2'	11:AA:2704:C:H6	1.84	0.42
2:A1:37:ILE:O	2:A1:37:ILE:HD12	2.19	0.42
35:BA:936:C:O2'	35:BA:937:A:H5'	2.20	0.42
11:AA:107:C:O2'	11:AA:108:U:H5'	2.20	0.42
35:BA:802:A:H2'	35:BA:803:G:O4'	2.19	0.42
11:AA:214:G:H1'	11:AA:216:A:O2'	2.20	0.42
36:BB:105:PHE:O	36:BB:106:LYS:C	2.58	0.42
35:BA:303:A:H2'	35:BA:304:U:H6	1.84	0.42
16:AF:195:ASP:OD2	16:AF:197:ASP:HB2	2.18	0.42
44:BJ:22:LYS:HE3	44:BJ:22:LYS:HB3	1.85	0.42

Continued on next page...

Continued from previous page...

Atom-1	Atom-2	Interatomic distance (Å)	Clash overlap (Å)
54:BT:8:ARG:HG3	54:BT:8:ARG:HH11	1.84	0.42
11:AA:2037:G:H2'	11:AA:2038:G:C8	2.54	0.42
38:BD:20:TYR:HD2	38:BD:26:CYS:O	2.02	0.42
1:A0:53:MET:HA	1:A0:58:THR:O	2.20	0.42
6:A5:44:THR:CG2	25:AR:101:ALA:N	2.82	0.42
16:AF:181:LEU:HD23	16:AF:202:PHE:HD2	1.84	0.42
35:BA:1205:U:H4'	37:BC:195:VAL:HG23	2.01	0.42
44:BJ:54:PHE:CD1	44:BJ:55:LYS:CE	3.03	0.42
44:BJ:61:GLU:OE1	48:BN:45:ARG:HD2	2.19	0.42
43:BI:94:ALA:O	43:BI:95:LYS:HB3	2.19	0.42
34:B2:110:ARG:H	34:B2:110:ARG:CD	2.32	0.42
27:AT:89:VAL:CG1	27:AT:91:ARG:CG	2.97	0.42
11:AA:811:U:C2	11:AA:1251:C:C5	3.08	0.42
13:AC:138:PRO:HB2	56:BW:57:C:H5"	2.00	0.42
1:A0:7:LEU:HD13	24:AQ:85:LYS:HG3	2.02	0.42
23:AP:70:GLN:HB3	23:AP:71:VAL:H	1.59	0.42
11:AA:2801(A):A:H4'	11:AA:2802:G:C2'	2.50	0.42
28:AU:112:ARG:HH22	29:AV:46:VAL:HG13	1.85	0.42
11:AA:1949:G:C6	11:AA:1950:G:C6	3.08	0.42
17:AG:141:PHE:CB	17:AG:142:PRO:HD2	2.45	0.42
47:BM:73:GLU:HG2	47:BM:77:ASN:HD21	1.85	0.42
50:BP:14:ASN:N	50:BP:15:PRO:HD3	2.34	0.42
16:AF:80:ALA:O	16:AF:82:ILE:O	2.38	0.42
35:BA:1286:A:O2'	35:BA:1287:A:C4'	2.68	0.42
11:AA:2712(A):A:H5"	11:AA:2713:A:OP2	2.18	0.42
11:AA:1169:G:N2	11:AA:1181:C:C2	2.88	0.42
14:AD:107:ALA:HA	14:AD:108:PRO:HD2	1.94	0.42
15:AE:67:PHE:HA	15:AE:67:PHE:HD1	1.75	0.42
45:BK:82:VAL:CG1	45:BK:108:ILE:HG23	2.50	0.42
11:AA:2095:C:H2'	11:AA:2096:U:C6	2.54	0.42
11:AA:2590:A:O2'	11:AA:2591:C:H5'	2.20	0.42
14:AD:70:TRP:HZ3	14:AD:146:GLU:OE2	2.03	0.42
38:BD:70:ILE:CG2	38:BD:74:GLN:HB3	2.49	0.42
8:A7:34:ARG:HD2	8:A7:39:ARG:CG	2.43	0.42
37:BC:46:GLU:O	37:BC:47:LEU:HD13	2.19	0.42
11:AA:1221:C:H2'	11:AA:1221(A):C:H6	1.84	0.42
25:AR:7:GLY:O	25:AR:8:ARG:NE	2.53	0.42
39:BE:120:THR:HG22	39:BE:121:LYS:N	2.33	0.42
3:A2:65:ASN:C	3:A2:67:LYS:H	2.22	0.42
35:BA:1347:G:C4	43:BI:107:ARG:NH2	2.88	0.42
49:BO:87:ILE:CG2	49:BO:88:ARG:H	2.33	0.42

Continued on next page...

Continued from previous page...

Atom-1	Atom-2	Interatomic distance (Å)	Clash overlap (Å)
11:AA:1666:G:H2'	11:AA:1667:G:O4'	2.20	0.42
11:AA:2206:G:H21	11:AA:2207:G:C5'	2.32	0.42
11:AA:1038:C:H3'	11:AA:1039:G:C5'	2.49	0.42
35:BA:160:A:H1'	35:BA:344:A:C5	2.54	0.42
59:BZ:316:PHE:HD2	59:BZ:380:LEU:HD13	1.83	0.42
11:AA:864:G:OP1	24:AQ:22:LYS:HE3	2.20	0.42
11:AA:1210:A:C5'	11:AA:1210:A:H8	2.32	0.42
11:AA:330:A:H2	11:AA:1210:A:C2'	2.33	0.42
43:BI:80:GLY:O	43:BI:84:ALA:N	2.51	0.42
11:AA:1685:C:H2'	11:AA:1686:C:H6	1.85	0.42
11:AA:2248:C:H3'	11:AA:2249:U:H6	1.84	0.42
30:AW:86:LEU:HD12	30:AW:87:PRO:N	2.34	0.42
11:AA:1264:G:H8	11:AA:1264:G:O5'	2.02	0.42
11:AA:492:A:H2'	11:AA:493:G:O4'	2.19	0.42
11:AA:1093:G:N2	11:AA:1099:G:O6	2.52	0.42
11:AA:1351:C:H2'	11:AA:1352:U:C6	2.55	0.42
35:BA:116:A:O5'	35:BA:116:A:H8	2.02	0.42
35:BA:1383:C:H2'	35:BA:1384:C:C6	2.54	0.42
35:BA:1242:C:H2'	35:BA:1243:C:C6	2.55	0.42
19:AJ:79:UNK:O	19:AJ:80:UNK:CB	2.68	0.42
42:BH:105:ARG:HA	42:BH:105:ARG:HD3	1.72	0.42
11:AA:2280:G:O2'	11:AA:2388:A:N1	2.48	0.42
11:AA:2753:A:O2'	11:AA:2754:U:H5'	2.19	0.42
11:AA:191:A:O2'	11:AA:192:C:H5'	2.20	0.42
11:AA:2861:G:O2'	11:AA:2862:G:H5'	2.19	0.42
35:BA:510:A:O2'	35:BA:542:G:H1'	2.19	0.42
1:A0:43:THR:O	1:A0:43:THR:CG2	2.60	0.42
59:BZ:98:GLN:O	59:BZ:99:MET:HG2	2.19	0.42
7:A6:6:ARG:HH11	7:A6:6:ARG:HB3	1.80	0.42
11:AA:593:G:O2'	11:AA:594:U:H5'	2.20	0.42
36:BB:74:LYS:HD3	36:BB:205:ASP:O	2.19	0.42
6:A5:4:HIS:O	6:A5:6:VAL:HG12	2.20	0.42
14:AD:259:THR:CG2	14:AD:259:THR:O	2.67	0.42
13:AC:107:TRP:CZ3	13:AC:131:LEU:HD21	2.55	0.42
13:AC:22:ILE:HD11	13:AC:193:ILE:CD1	2.50	0.42
47:BM:86:CYS:HB2	53:BS:73:GLU:HB3	2.02	0.42
11:AA:483:A:H1'	32:AY:60:PHE:HE1	1.84	0.42
11:AA:483:A:H2'	11:AA:484:C:O4'	2.20	0.42
37:BC:181:ASN:ND2	37:BC:204:LEU:HB2	2.34	0.42
24:AQ:17:LEU:CD2	24:AQ:96:VAL:HG13	2.49	0.42
35:BA:1283:G:O2'	35:BA:1284:C:H6	2.01	0.42

Continued on next page...

Continued from previous page...

Atom-1	Atom-2	Interatomic distance (Å)	Clash overlap (Å)
58:BY:74:C:H2'	58:BY:75:C:C6	2.49	0.42
35:BA:452:A:C2	35:BA:453:A:C4	3.08	0.42
35:BA:266:G:O3'	51:BQ:67:LYS:HB2	2.20	0.42
46:BL:53:ARG:HB2	46:BL:93:LEU:HD21	2.02	0.42
17:AG:129:GLY:HA3	17:AG:163:ALA:HB1	2.01	0.42
52:BR:45:SER:HB3	52:BR:49:LYS:HB2	2.02	0.42
45:BK:99:GLN:CG	45:BK:105:VAL:HG11	2.50	0.42
40:BF:61:LEU:HD13	40:BF:63:TYR:OH	2.19	0.42
36:BB:18:GLY:HA2	36:BB:42:ILE:H	1.85	0.42
11:AA:1106:G:O6	11:AA:1107:G:N2	2.48	0.42
59:BZ:135:MET:HE1	59:BZ:151:GLU:HB2	2.02	0.42
34:B2:133:LYS:O	34:B2:137:VAL:HG12	2.19	0.42
35:BA:1080:A:H5''	39:BE:16:THR:HG21	2.01	0.42
33:AZ:19:ARG:NH1	33:AZ:84:GLU:O	2.52	0.42
35:BA:9:G:OP1	39:BE:121:LYS:NZ	2.51	0.42
50:BP:25:ARG:HG3	50:BP:25:ARG:HH11	1.85	0.42
39:BE:11:ILE:HG13	39:BE:31:LEU:CD1	2.49	0.42
35:BA:1347:G:H22	35:BA:1374:A:P	2.43	0.42
51:BQ:86:GLU:O	51:BQ:87:LYS:C	2.58	0.42
33:AZ:144:LEU:HD22	33:AZ:144:LEU:N	2.35	0.42
35:BA:1259:C:C4	35:BA:1260:C:O2	2.72	0.42
18:AH:68:THR:C	18:AH:70:THR:N	2.72	0.42
11:AA:330:A:O2'	11:AA:331:A:H8	2.02	0.42
22:AO:43:VAL:HG21	22:AO:52:VAL:HG11	2.02	0.42
14:AD:276:LYS:CD	14:AD:276:LYS:OXT	2.68	0.42
11:AA:1827:C:H2'	11:AA:1828:G:C5'	2.50	0.42
11:AA:671:C:O2'	11:AA:672:C:H5'	2.20	0.42
36:BB:81:VAL:O	36:BB:85:ALA:CB	2.68	0.42
11:AA:1509(B):A:N7	11:AA:1510:G:N7	2.67	0.42
53:BS:9:VAL:O	53:BS:11:VAL:N	2.53	0.42
35:BA:71:C:H2'	35:BA:72:C:C5	2.55	0.42
1:A0:73:GLY:O	1:A0:75:LEU:N	2.50	0.42
35:BA:638:G:O2'	35:BA:639:G:H5'	2.20	0.42
11:AA:1515:G:H4'	11:AA:1556:C:O2'	2.20	0.42
11:AA:654(C):G:C2'	11:AA:654(D):G:H5'	2.50	0.42
15:AE:182:LEU:HD12	15:AE:183:LEU:N	2.35	0.42
11:AA:1120:G:H2'	11:AA:1121:C:H6	1.84	0.42
9:A8:38:GLY:O	9:A8:42:ARG:HB3	2.19	0.42
11:AA:1668:A:H4'	11:AA:1669:A:O5'	2.20	0.42
11:AA:566:U:O4	29:AV:78:LYS:HE2	2.19	0.42
13:AC:3:HIS:CE1	13:AC:7:TYR:CE1	3.08	0.42

Continued on next page...

Continued from previous page...

Atom-1	Atom-2	Interatomic distance (Å)	Clash overlap (Å)
26:AS:83:LYS:O	26:AS:105:ALA:N	2.49	0.42
35:BA:503:C:H2'	35:BA:504:C:H6	1.85	0.42
4:A3:42:ALA:O	4:A3:45:GLY:N	2.52	0.42
36:BB:231:GLU:HB2	36:BB:232:PRO:CD	2.50	0.42
18:AH:42:ARG:CG	18:AH:43:VAL:N	2.82	0.42
32:AY:81:LYS:HD2	32:AY:96:ILE:CD1	2.47	0.42
11:AA:806:C:OP2	23:AP:39:LYS:CD	2.68	0.42
34:B2:81:LEU:HD23	34:B2:81:LEU:HA	1.73	0.42
58:BY:3:G:H2'	58:BY:4:G:O4'	2.20	0.42
11:AA:2808:U:C2'	11:AA:2809:A:H5'	2.49	0.42
13:AC:74:VAL:HA	13:AC:112:ALA:HB3	2.01	0.42
35:BA:1122:U:H2'	35:BA:1123:A:C5'	2.48	0.42
35:BA:1125:U:O4	44:BJ:5:ARG:NE	2.52	0.42
29:AV:47:VAL:O	29:AV:48:GLY:C	2.58	0.42
47:BM:79:LYS:HB3	47:BM:82:MET:SD	2.60	0.42
17:AG:86:MET:HG2	17:AG:86:MET:O	2.19	0.42
7:A6:25:LYS:HD2	11:AA:2285:C:H41	1.83	0.42
17:AG:15:VAL:HG12	17:AG:19:LEU:HD21	2.02	0.42
25:AR:30:THR:HG23	25:AR:31:HIS:N	2.35	0.42
54:BT:74:LYS:CG	54:BT:75:ASN:N	2.79	0.42
35:BA:1318:A:O3'	53:BS:10:PHE:CD2	2.72	0.42
35:BA:1322:C:OP2	35:BA:1322:C:H6	2.03	0.42
46:BL:85:ILE:HD12	46:BL:85:ILE:HA	1.90	0.42
17:AG:128:ARG:O	17:AG:129:GLY:C	2.56	0.42
17:AG:130:ASN:HB3	17:AG:159:VAL:O	2.19	0.42
27:AT:56:GLY:O	27:AT:59:THR:HG23	2.20	0.42
45:BK:18:ARG:HD3	45:BK:20:TYR:OH	2.20	0.42
11:AA:2193:G:H8	11:AA:2193:G:H5'	1.85	0.42
35:BA:1154:G:H2'	35:BA:1155:G:H8	1.85	0.42
13:AC:66:HIS:N	13:AC:188:ASN:OD1	2.49	0.42
21:AN:2:LYS:O	21:AN:4:TYR:CZ	2.73	0.42
21:AN:55:VAL:O	21:AN:56:ASN:C	2.57	0.42
3:A2:28:LYS:HB3	3:A2:57:ILE:HD13	2.02	0.42
11:AA:2634:G:N2	11:AA:2785:C:C2	2.87	0.42
52:BR:40:LEU:HB3	52:BR:79:LEU:HD11	2.02	0.42
46:BL:27:LEU:HD23	46:BL:64:TYR:CE1	2.55	0.42
35:BA:1457:G:O2'	35:BA:1458:G:H5'	2.19	0.42
33:AZ:17:ALA:CA	33:AZ:20:ARG:HG2	2.45	0.42
1:A0:26:TYR:HA	1:A0:69:PHE:CE1	2.55	0.42
39:BE:112:LEU:HD23	39:BE:112:LEU:HA	1.86	0.42
39:BE:43:LEU:HD23	39:BE:133:TYR:CE1	2.55	0.42

Continued on next page...

Continued from previous page...

Atom-1	Atom-2	Interatomic distance (Å)	Clash overlap (Å)
12:AB:9:G:P	26:AS:25:ARG:NH2	2.93	0.42
14:AD:125:ILE:CD1	14:AD:137:PRO:HD3	2.50	0.42
14:AD:186:HIS:CD2	14:AD:188:GLU:HB2	2.54	0.42
39:BE:6:PHE:HB3	39:BE:35:GLY:O	2.20	0.42
16:AF:65:TRP:HZ3	16:AF:73:ALA:O	2.03	0.42
35:BA:501:C:H1'	35:BA:549:C:H1'	2.02	0.42
42:BH:65:TYR:N	42:BH:65:TYR:CD1	2.87	0.42
11:AA:519:U:H5'	30:AW:25:ARG:NH2	2.35	0.42
30:AW:65:LEU:O	30:AW:66:GLU:C	2.58	0.42
27:AT:24:PRO:HA	27:AT:49:VAL:HG22	2.01	0.42
59:BZ:139:ASP:OD1	59:BZ:174:SER:HB2	2.20	0.42
11:AA:1743:C:C5	11:AA:1744:C:C5	3.08	0.42
11:AA:2027:G:O2'	11:AA:2028:U:H5'	2.20	0.42
11:AA:1701:A:C3'	11:AA:1702:G:H5'	2.50	0.42
4:A3:19:GLN:HE22	4:A3:52:HIS:HE1	1.68	0.42
9:A8:8:LYS:HE3	11:AA:245:G:O6	2.20	0.42
11:AA:106:C:H2'	11:AA:107:C:H6	1.83	0.42
51:BQ:81:ARG:HA	51:BQ:81:ARG:HD2	1.93	0.42
18:AH:163:TYR:N	18:AH:163:TYR:CD1	2.87	0.42
11:AA:2557:G:H2'	11:AA:2558:C:C6	2.55	0.42
11:AA:1987:G:H5'	11:AA:1988:C:OP2	2.20	0.42
7:A6:11:LEU:HD13	7:A6:12:GLU:N	2.35	0.41
7:A6:33:LYS:HD3	56:BW:66:C:H4'	2.02	0.41
35:BA:1490:A:H2'	35:BA:1491:G:C5'	2.50	0.41
35:BA:1199:U:H4'	44:BJ:54:PHE:CZ	2.54	0.41
23:AP:110:TYR:HE1	23:AP:149:GLU:OE2	2.03	0.41
23:AP:80:TYR:O	23:AP:81:GLN:CB	2.67	0.41
11:AA:806:C:O2'	11:AA:2445:G:H4'	2.20	0.41
59:BZ:119:HIS:O	59:BZ:120:ILE:C	2.58	0.41
35:BA:1117:G:H5'	35:BA:1117:G:H8	1.85	0.41
35:BA:1319:A:P	53:BS:5:LEU:HD23	2.60	0.41
11:AA:2801(A):A:C5'	11:AA:2802:G:H5'	2.49	0.41
27:AT:85:LYS:CB	27:AT:85:LYS:HZ2	2.19	0.41
36:BB:53:ARG:NH2	36:BB:199:TYR:CE1	2.88	0.41
26:AS:34:HIS:HB3	26:AS:53:SER:HB2	2.02	0.41
13:AC:65:PRO:CD	13:AC:191:ALA:CB	2.98	0.41
29:AV:46:VAL:O	29:AV:48:GLY:N	2.53	0.41
53:BS:69:HIS:HA	53:BS:73:GLU:OE2	2.20	0.41
53:BS:7:LYS:HA	53:BS:7:LYS:HD3	1.80	0.41
36:BB:44:LEU:HA	36:BB:47:THR:OG1	2.20	0.41
11:AA:2287:A:H2	11:AA:2346:A:C2	2.36	0.41

Continued on next page...

Continued from previous page...

Atom-1	Atom-2	Interatomic distance (Å)	Clash overlap (Å)
37:BC:29:TYR:C	37:BC:29:TYR:CD1	2.93	0.41
44:BJ:40:LEU:HG	44:BJ:69:ASN:CB	2.50	0.41
11:AA:1786:A:H1'	11:AA:1938:A:N6	2.35	0.41
12:AB:67:G:O2'	12:AB:68:C:P	2.78	0.41
35:BA:1219:U:C5	35:BA:1220:G:N7	2.88	0.41
53:BS:37:ARG:O	53:BS:37:ARG:HD3	2.20	0.41
35:BA:277:C:H5'	51:BQ:68:ARG:NH1	2.34	0.41
11:AA:2713:A:C3'	11:AA:2714:G:C5'	2.96	0.41
17:AG:34:LEU:CB	17:AG:161:THR:HG22	2.50	0.41
35:BA:538:G:OP1	46:BL:115:LYS:N	2.50	0.41
11:AA:2850:A:H2	25:AR:61:HIS:CG	2.38	0.41
27:AT:33:LYS:NZ	27:AT:43:GLN:HG2	2.35	0.41
11:AA:2032:G:OP2	11:AA:2454:G:O2'	2.35	0.41
36:BB:97:TRP:HH2	36:BB:176:GLU:CD	2.23	0.41
11:AA:573:G:O2'	11:AA:574:C:H3'	2.20	0.41
16:AF:11:VAL:HG12	16:AF:12:LEU:H	1.85	0.41
35:BA:922:G:H4'	39:BE:20:GLN:HA	2.01	0.41
11:AA:1667:G:C8	11:AA:1667:G:OP2	2.68	0.41
11:AA:1671:U:O2'	11:AA:1673:U:H5	1.99	0.41
24:AQ:21:THR:C	24:AQ:23:GLY:N	2.72	0.41
18:AH:68:THR:C	18:AH:70:THR:H	2.22	0.41
11:AA:2749:A:N1	11:AA:2750:A:N6	2.67	0.41
11:AA:2307:G:N2	11:AA:2308:G:H5''	2.35	0.41
14:AD:65:ILE:HD13	14:AD:65:ILE:H	1.84	0.41
18:AH:49:VAL:C	18:AH:50:VAL:CG2	2.87	0.41
49:BO:9:GLN:O	49:BO:12:ILE:N	2.52	0.41
38:BD:56:VAL:O	38:BD:57:ARG:C	2.58	0.41
39:BE:107:ARG:C	39:BE:109:ILE:H	2.24	0.41
39:BE:107:ARG:C	39:BE:109:ILE:N	2.73	0.41
12:AB:105:A:H2'	12:AB:106:G:O4'	2.20	0.41
36:BB:106:LYS:HG3	36:BB:107:THR:H	1.84	0.41
16:AF:153:SER:OG	16:AF:190:GLU:HG3	2.19	0.41
11:AA:940:G:H2'	11:AA:941:A:O4'	2.20	0.41
46:BL:117:ARG:O	46:BL:118:SER:C	2.55	0.41
11:AA:765:G:H2'	11:AA:766:C:H6	1.85	0.41
11:AA:2738:A:H2'	11:AA:2739:U:O5'	2.20	0.41
15:AE:118:LYS:HG2	15:AE:118:LYS:O	2.19	0.41
26:AS:58:LEU:O	26:AS:59:LYS:O	2.38	0.41
59:BZ:321:TYR:N	59:BZ:397:ALA:O	2.53	0.41
38:BD:29:PRO:C	38:BD:30:LYS:HG2	2.39	0.41
1:A0:42:GLY:HA3	11:AA:2331:G:C4'	2.49	0.41

Continued on next page...

Continued from previous page...

Atom-1	Atom-2	Interatomic distance (Å)	Clash overlap (Å)
56:BW:69:C:H2'	56:BW:70:C:C6	2.55	0.41
33:AZ:163:LEU:CD1	33:AZ:165:VAL:CG2	2.98	0.41
23:AP:50:ARG:CG	23:AP:51:PHE:N	2.82	0.41
34:B2:84:HIS:HA	34:B2:87:ARG:CD	2.49	0.41
35:BA:1317:C:OP1	48:BN:18:VAL:HG22	2.20	0.41
15:AE:55:ASN:HD22	15:AE:55:ASN:HA	1.53	0.41
13:AC:119:VAL:O	13:AC:123:VAL:CB	2.66	0.41
13:AC:137:LEU:C	13:AC:139:ASN:H	2.18	0.41
33:AZ:122:ARG:C	33:AZ:123:ASP:OD1	2.59	0.41
53:BS:15:LEU:HD22	53:BS:15:LEU:HA	1.91	0.41
53:BS:19:VAL:CG1	53:BS:44:MET:HE2	2.50	0.41
27:AT:19:LEU:HD13	27:AT:78:LEU:CD2	2.51	0.41
13:AC:62:VAL:HG21	13:AC:191:ALA:O	2.20	0.41
22:AO:34:THR:OG1	22:AO:35:VAL:N	2.52	0.41
11:AA:1024:G:C3'	11:AA:1025:G:H5''	2.39	0.41
17:AG:5:VAL:O	17:AG:8:LYS:HB3	2.20	0.41
11:AA:2416:C:P	23:AP:66:GLY:HA3	2.59	0.41
35:BA:1201:A:H5'	35:BA:1203:C:OP2	2.20	0.41
11:AA:1475:G:C2'	11:AA:1476:C:H5'	2.50	0.41
47:BM:57:ARG:C	47:BM:59:TYR:H	2.22	0.41
36:BB:157:ARG:HG2	36:BB:158:LEU:N	2.36	0.41
41:BG:152:ALA:O	41:BG:154:TYR:N	2.51	0.41
17:AG:181:ARG:O	17:AG:181:ARG:CG	2.68	0.41
44:BJ:14:LYS:O	44:BJ:16:LEU:N	2.53	0.41
11:AA:1050:A:C2'	11:AA:1051:G:H5'	2.49	0.41
11:AA:1359:A:H2'	11:AA:1360:A:O4'	2.20	0.41
11:AA:1088:A:H3'	11:AA:1088:A:N3	2.36	0.41
21:AN:57:ALA:O	21:AN:58:ASP:C	2.58	0.41
21:AN:59:LYS:HA	21:AN:59:LYS:HD3	1.80	0.41
11:AA:309:G:O3'	32:AY:18:GLY:CA	2.67	0.41
35:BA:712:A:O2'	35:BA:713:G:H5'	2.21	0.41
27:AT:12:SER:O	27:AT:13:ARG:NE	2.50	0.41
5:A4:14:ILE:HD12	5:A4:14:ILE:H	1.85	0.41
13:AC:58:VAL:HG22	13:AC:201:PRO:CG	2.49	0.41
35:BA:173:U:C6	35:BA:197:A:C2	3.08	0.41
11:AA:2262:U:H2'	11:AA:2263:C:C6	2.55	0.41
41:BG:22:LEU:CD2	41:BG:62:PHE:CE2	3.02	0.41
14:AD:64:ILE:HG23	14:AD:64:ILE:O	2.19	0.41
24:AQ:10:ARG:CZ	24:AQ:10:ARG:CB	2.98	0.41
49:BO:81:LEU:CD1	49:BO:85:LEU:HD12	2.51	0.41
35:BA:1239:A:O2'	35:BA:1240:U:OP2	2.32	0.41

Continued on next page...

Continued from previous page...

Atom-1	Atom-2	Interatomic distance (Å)	Clash overlap (Å)
11:AA:1983:C:C2'	11:AA:1984:G:H5'	2.50	0.41
35:BA:349:A:C2'	35:BA:350:G:H5'	2.50	0.41
35:BA:782:A:O3'	35:BA:1515:C:H4'	2.19	0.41
41:BG:34:GLY:C	41:BG:36:LYS:H	2.18	0.41
37:BC:182:ILE:HA	37:BC:202:ILE:O	2.20	0.41
11:AA:2360:A:O2'	11:AA:2361:A:O4'	2.32	0.41
51:BQ:20:THR:CG2	51:BQ:41:LYS:HD2	2.49	0.41
11:AA:157:U:H2'	11:AA:158:U:H5'	2.02	0.41
35:BA:1291:G:H4'	43:BI:39:GLY:HA3	2.02	0.41
35:BA:611:A:O2'	35:BA:612:C:H5'	2.19	0.41
27:AT:16:ARG:NH1	27:AT:18:ASP:OD2	2.53	0.41
38:BD:8:VAL:HG23	38:BD:9:CYS:N	2.35	0.41
59:BZ:14:VAL:HA	59:BZ:99:MET:HB2	2.02	0.41
35:BA:963:G:N2	44:BJ:55:LYS:HG2	2.35	0.41
23:AP:55:ARG:O	23:AP:57:THR:N	2.53	0.41
34:B2:24:ILE:HG13	34:B2:79:LEU:HD23	2.02	0.41
34:B2:30:GLU:HB3	34:B2:60:ILE:HG21	2.02	0.41
59:BZ:324:LYS:CG	59:BZ:325:LYS:H	2.33	0.41
13:AC:137:LEU:HD13	56:BW:57:C:H5'	2.02	0.41
26:AS:69:VAL:HG13	26:AS:99:LYS:HE2	2.02	0.41
47:BM:90:LEU:H	47:BM:90:LEU:HD23	1.84	0.41
11:AA:1541:G:H1'	11:AA:1542:A:N3	2.33	0.41
16:AF:170:LEU:HB3	16:AF:173:VAL:HG23	2.02	0.41
29:AV:72:VAL:O	29:AV:72:VAL:HG23	2.20	0.41
11:AA:958:U:C4	24:AQ:17:LEU:HG	2.56	0.41
30:AW:21:VAL:O	30:AW:24:ILE:HG12	2.20	0.41
11:AA:2219:G:C2'	11:AA:2220:G:C5'	2.97	0.41
23:AP:114:ILE:HG22	23:AP:129:ALA:O	2.19	0.41
47:BM:54:VAL:C	47:BM:56:LEU:N	2.72	0.41
15:AE:68:ALA:HB3	15:AE:69:LYS:HE2	2.02	0.41
35:BA:90:U:O3'	35:BA:91:C:H6	2.03	0.41
36:BB:92:TYR:CE1	36:BB:151:GLY:HA2	2.55	0.41
39:BE:51:VAL:HB	39:BE:52:PRO:CD	2.45	0.41
35:BA:673:G:H5''	40:BF:87:ARG:NE	2.36	0.41
15:AE:60:ASN:OD1	15:AE:61:ARG:N	2.54	0.41
50:BP:6:LEU:HD23	50:BP:17:TYR:HB3	1.98	0.41
21:AN:93:THR:O	21:AN:93:THR:HG23	2.21	0.41
51:BQ:59:ILE:CG2	51:BQ:71:PHE:CD1	3.01	0.41
37:BC:77:ILE:HG23	37:BC:84:ILE:CG2	2.50	0.41
11:AA:1272:A:OP2	11:AA:1647:G:OP2	2.38	0.41
35:BA:243:A:H4'	35:BA:244:U:C5'	2.49	0.41

Continued on next page...

Continued from previous page...

Atom-1	Atom-2	Interatomic distance (Å)	Clash overlap (Å)
32:AY:3:VAL:HG12	32:AY:3:VAL:O	2.20	0.41
46:BL:8:ASN:HD22	51:BQ:34:LYS:CE	2.32	0.41
14:AD:268:ARG:NH1	14:AD:268:ARG:HB3	2.35	0.41
43:BI:115:GLY:O	43:BI:116:LYS:HG2	2.20	0.41
11:AA:185:U:H2'	11:AA:186:G:H8	1.84	0.41
4:A3:10:LYS:HB3	4:A3:53:LEU:CD2	2.48	0.41
35:BA:108:G:C6	54:BT:15:ARG:HG3	2.54	0.41
35:BA:977:A:O2'	35:BA:978:A:H5''	2.20	0.41
18:AH:49:VAL:C	18:AH:50:VAL:HG23	2.40	0.41
11:AA:1712:C:C2'	11:AA:1713:U:H5'	2.51	0.41
37:BC:172:ARG:C	37:BC:173:VAL:HG23	2.40	0.41
14:AD:221:VAL:CG2	14:AD:226:MET:CE	2.98	0.41
14:AD:264:LYS:HG2	14:AD:266:SER:HB3	2.02	0.41
35:BA:639:G:O2'	35:BA:640:A:H5'	2.20	0.41
24:AQ:75:THR:O	24:AQ:75:THR:HG22	2.19	0.41
11:AA:923:C:H6	11:AA:923:C:O5'	2.03	0.41
22:AO:40:VAL:HG12	22:AO:41:ALA:N	2.35	0.41
11:AA:2038:G:H2'	11:AA:2039:C:H6	1.84	0.41
11:AA:486:C:C2	11:AA:495:G:C2	3.08	0.41
30:AW:3:ALA:HB2	30:AW:58:ALA:HA	2.02	0.41
16:AF:60:SER:O	16:AF:77:ASP:HB2	2.21	0.41
17:AG:77:ILE:HG22	17:AG:80:PHE:H	1.85	0.41
11:AA:1013:C:H2'	11:AA:1014:U:C6	2.54	0.41
35:BA:430:A:C2'	35:BA:431:A:H5'	2.51	0.41
38:BD:112:VAL:HG22	38:BD:112:VAL:O	2.20	0.41
1:A0:38:VAL:HG21	1:A0:59:LEU:HD12	2.01	0.41
18:AH:52:VAL:CG1	18:AH:53:GLU:N	2.83	0.41
16:AF:202:PHE:CD1	16:AF:203:GLN:N	2.89	0.41
32:AY:95:LYS:NZ	32:AY:100:ALA:HB2	2.35	0.41
59:BZ:323:LEU:H	59:BZ:323:LEU:HD13	1.84	0.41
25:AR:3:HIS:HB3	25:AR:4:LEU:H	1.30	0.41
38:BD:4:TYR:O	38:BD:5:ILE:CB	2.61	0.41
13:AC:163:PHE:HD1	13:AC:171:ILE:CD1	2.31	0.41
47:BM:66:LEU:O	47:BM:67:GLU:O	2.38	0.41
47:BM:77:ASN:O	47:BM:81:LEU:CD2	2.55	0.41
47:BM:91:ARG:O	47:BM:95:GLY:N	2.51	0.41
47:BM:91:ARG:HH11	47:BM:96:LEU:HB3	1.84	0.41
58:BY:72:C:O2'	58:BY:73:U:O5'	2.37	0.41
11:AA:2481:G:O2'	11:AA:2482:G:P	2.78	0.41
11:AA:2661:G:HO2'	11:AA:2662:A:H5'	1.85	0.41
25:AR:118:GLU:HA	25:AR:118:GLU:OE1	2.20	0.41

Continued on next page...

Continued from previous page...

Atom-1	Atom-2	Interatomic distance (Å)	Clash overlap (Å)
5:A4:34:GLU:HB3	5:A4:35:VAL:H	1.65	0.41
50:BP:18:ARG:O	50:BP:19:ILE:C	2.57	0.41
45:BK:99:GLN:HG2	45:BK:105:VAL:CG2	2.50	0.41
27:AT:31:SER:C	27:AT:32:TYR:HD1	2.24	0.41
11:AA:1109:C:O2	11:AA:1109:C:H2'	2.19	0.41
35:BA:368:U:H3'	35:BA:369:C:H5''	2.02	0.41
28:AU:102:GLU:H	28:AU:102:GLU:HG2	1.54	0.41
11:AA:2885:C:C2'	11:AA:2886:G:O5'	2.69	0.41
37:BC:55:VAL:HG12	37:BC:55:VAL:O	2.20	0.41
17:AG:78:SER:HB2	56:BV:57:C:O2	2.21	0.41
39:BE:31:LEU:HD23	39:BE:45:PHE:CB	2.48	0.41
11:AA:848:G:O6	11:AA:928:G:H2'	2.19	0.41
43:BI:79:LEU:HD11	43:BI:83:ARG:NH2	2.35	0.41
12:AB:40:U:H3'	12:AB:41:U:C5'	2.48	0.41
11:AA:1995:U:H2'	11:AA:1996:C:C6	2.55	0.41
43:BI:110:GLU:HG2	43:BI:113:LYS:HZ1	1.80	0.41
35:BA:197:A:H4'	35:BA:198:G:O5'	2.20	0.41
22:AO:2:ILE:HD12	22:AO:6:THR:HG21	2.02	0.41
41:BG:77:SER:HB3	41:BG:84:ASN:ND2	2.32	0.41
11:AA:2310:A:O2'	11:AA:2311:A:H5'	2.20	0.41
41:BG:141:VAL:O	41:BG:141:VAL:HG12	2.20	0.41
11:AA:2018:G:H2'	11:AA:2019:A:C8	2.56	0.41
59:BZ:388:ILE:HG22	59:BZ:395:VAL:CG2	2.51	0.41
11:AA:2498:C:O2'	11:AA:2499:C:H5'	2.20	0.41
11:AA:949:C:H2'	11:AA:950:G:H8	1.86	0.41
11:AA:2024:G:H2'	11:AA:2025:C:H6	1.85	0.41
35:BA:1040:U:H2'	35:BA:1041:A:C8	2.55	0.41
11:AA:1092:C:H42	11:AA:1100:C:H42	1.68	0.41
35:BA:1213:A:N7	35:BA:1215:G:C5	2.89	0.41
41:BG:73:MET:HG2	41:BG:90:GLU:HG2	2.02	0.41
2:A1:49:VAL:HG13	2:A1:60:PHE:HB2	2.03	0.41
11:AA:1206:G:C6	11:AA:1207:C:C4	3.09	0.41
45:BK:14:VAL:O	45:BK:14:VAL:HG23	2.19	0.41
35:BA:1046:A:H2'	35:BA:1047:G:H5'	2.01	0.41
47:BM:72:ALA:O	47:BM:75:ALA:HB3	2.20	0.41
11:AA:2840:C:H5''	25:AR:53:HIS:CD2	2.55	0.41
35:BA:409:G:OP1	38:BD:25:ARG:N	2.52	0.41
7:A6:23:THR:O	7:A6:24:GLU:CD	2.59	0.41
18:AH:41:MET:SD	18:AH:53:GLU:C	2.99	0.41
11:AA:1916:A:O2'	11:AA:1917:U:H5'	2.20	0.41
36:BB:74:LYS:O	36:BB:77:ALA:N	2.49	0.41

Continued on next page...

Continued from previous page...

Atom-1	Atom-2	Interatomic distance (Å)	Clash overlap (Å)
44:BJ:23:ILE:HG23	44:BJ:85:LEU:HD13	2.02	0.41
34:B2:39:VAL:CG2	34:B2:39:VAL:O	2.68	0.41
43:BI:104:ARG:CG	43:BI:105:ASP:N	2.83	0.41
28:AU:112:ARG:CZ	29:AV:46:VAL:HG11	2.50	0.41
47:BM:90:LEU:HB2	47:BM:91:ARG:H	1.48	0.41
37:BC:7:PRO:HG3	37:BC:184:TYR:CD1	2.55	0.41
36:BB:44:LEU:O	36:BB:46:LYS:N	2.54	0.41
35:BA:1157:A:C4	35:BA:1181:G:N2	2.88	0.41
59:BZ:299:GLU:HB3	59:BZ:300:ARG:H	1.73	0.41
11:AA:1141:U:H5'	11:AA:1142(A):A:O4'	2.20	0.41
14:AD:25:THR:O	14:AD:26:LYS:C	2.57	0.41
14:AD:25:THR:HG22	14:AD:26:LYS:N	2.34	0.41
17:AG:5:VAL:HB	17:AG:8:LYS:HB2	2.02	0.41
11:AA:2756:U:C4	11:AA:2759:G:O6	2.74	0.41
40:BF:35:ALA:HA	40:BF:67:MET:HB3	2.01	0.41
58:BY:10:A:H2'	58:BY:10:A:N3	2.34	0.41
27:AT:31:SER:OG	27:AT:32:TYR:CE1	2.70	0.41
35:BA:369:C:O2'	35:BA:370:C:P	2.78	0.41
11:AA:2784:C:H1'	15:AE:37:ARG:NH1	2.36	0.41
14:AD:133:LEU:HD12	14:AD:189:CYS:HB2	2.02	0.41
54:BT:89:ARG:HB2	54:BT:104:LEU:HD11	2.02	0.41
39:BE:20:GLN:C	39:BE:20:GLN:NE2	2.74	0.41
56:BW:48:U:H3'	56:BW:49:C:C5'	2.51	0.41
42:BH:41:ARG:NH1	42:BH:123:GLU:OE1	2.53	0.41
35:BA:1101:A:O2'	35:BA:1102:A:OP1	2.37	0.41
11:AA:1084:A:C8	11:AA:1085:A:C4	3.09	0.41
27:AT:102:ILE:HB	27:AT:110:ILE:CD1	2.51	0.41
11:AA:405:U:O2	11:AA:405:U:O4'	2.39	0.41
11:AA:1925:C:C2'	11:AA:1926:U:H5'	2.50	0.41
11:AA:1167:U:O2	11:AA:1167:U:H2'	2.20	0.41
37:BC:122:GLU:O	37:BC:126:ARG:HG3	2.21	0.41
45:BK:40:ILE:HG22	45:BK:75:TYR:CD2	2.56	0.41
15:AE:47:VAL:CG2	15:AE:84:PHE:O	2.68	0.41
11:AA:745:G:C2'	11:AA:746:A:H5'	2.50	0.41
11:AA:828:U:H4'	11:AA:831:G:N1	2.36	0.41
11:AA:1709:U:O2'	11:AA:2859:G:H1'	2.19	0.41
12:AB:71:C:H2'	12:AB:72:G:O4'	2.20	0.41
11:AA:342:G:H2'	11:AA:343:C:H6	1.84	0.41
33:AZ:44:PHE:C	33:AZ:44:PHE:CD1	2.94	0.41
35:BA:102:G:H2'	35:BA:103:C:C6	2.55	0.41
35:BA:1484:C:O2'	35:BA:1485:U:H5'	2.20	0.41

Continued on next page...

Continued from previous page...

Atom-1	Atom-2	Interatomic distance (Å)	Clash overlap (Å)
35:BA:283:C:H6	35:BA:283:C:O5'	2.04	0.41
18:AH:143:GLN:CA	18:AH:143:GLN:HE21	2.32	0.41
31:AX:3:THR:HA	31:AX:6:ASP:OD2	2.19	0.41
11:AA:1547:C:O2'	11:AA:1548:C:H5'	2.20	0.41
11:AA:889:C:O2'	11:AA:890:A:P	2.77	0.41
11:AA:2175:C:H4'	13:AC:221:SER:HB3	2.02	0.41
13:AC:213:TYR:HD2	13:AC:221:SER:HB2	1.85	0.41
59:BZ:132:VAL:CG1	59:BZ:133:VAL:N	2.83	0.41
11:AA:1917:U:H2'	11:AA:1918:A:C5'	2.51	0.41
11:AA:2283:C:H2'	11:AA:2284:C:H5'	2.02	0.41
23:AP:95:VAL:O	23:AP:95:VAL:CG2	2.69	0.41
34:B2:5:LEU:CD2	34:B2:39:VAL:CG2	2.98	0.41
43:BI:11:LYS:HB3	43:BI:11:LYS:HE2	1.80	0.41
35:BA:1317:C:C2	48:BN:16:PHE:CE1	3.08	0.41
23:AP:24:GLY:N	23:AP:33:ARG:CZ	2.83	0.41
13:AC:131:LEU:O	13:AC:134:ARG:HB2	2.20	0.41
25:AR:2:ARG:HB2	25:AR:3:HIS:H	1.68	0.41
27:AT:28:VAL:HG21	27:AT:46:GLU:CD	2.41	0.41
17:AG:114:ILE:CG2	17:AG:114:ILE:O	2.62	0.41
16:AF:169:ASN:O	16:AF:170:LEU:C	2.59	0.41
32:AY:46:LYS:C	32:AY:47:LYS:HG3	2.41	0.41
11:AA:2414:G:H21	23:AP:67:MET:HE1	1.86	0.41
11:AA:1474:C:H3'	11:AA:1475:G:H5''	2.02	0.41
24:AQ:113:GLN:O	24:AQ:114:ALA:C	2.58	0.41
38:BD:88:VAL:HG12	38:BD:89:THR:N	2.35	0.41
38:BD:92:VAL:O	38:BD:96:LEU:HD13	2.21	0.41
11:AA:27:G:H22	11:AA:512:G:C2'	2.24	0.41
25:AR:96:ARG:HD3	25:AR:98:LEU:CD1	2.43	0.41
35:BA:1320:C:C2	53:BS:72:GLY:HA3	2.55	0.41
13:AC:37:PHE:H	13:AC:37:PHE:HD1	1.68	0.41
26:AS:49:VAL:CG1	26:AS:50:SER:H	2.34	0.41
35:BA:1202:G:C1'	48:BN:29:ARG:HD3	2.50	0.41
25:AR:52:ILE:HB	25:AR:94:TYR:CD2	2.55	0.41
34:B2:144:LEU:HD12	39:BE:52:PRO:HG3	2.02	0.41
21:AN:28:THR:O	21:AN:31:ALA:HB3	2.20	0.41
44:BJ:46:ARG:HA	44:BJ:64:GLU:HB3	2.03	0.41
11:AA:311:A:H5'	11:AA:332:A:C2	2.56	0.41
15:AE:167:VAL:O	15:AE:167:VAL:CG1	2.66	0.41
30:AW:20:VAL:HG23	30:AW:47:VAL:HG21	2.02	0.41
56:BW:49:C:OP1	56:BW:60:A:H5'	2.20	0.41
35:BA:401:C:OP1	38:BD:77:ASN:ND2	2.54	0.41

Continued on next page...

Continued from previous page...

Atom-1	Atom-2	Interatomic distance (Å)	Clash overlap (Å)
11:AA:1403:C:H2'	11:AA:1404:C:O5'	2.21	0.41
11:AA:271(D):G:H1	11:AA:271(T):C:H42	1.68	0.41
35:BA:262:A:C6	35:BA:263:A:C6	3.09	0.41
29:AV:5:VAL:CG2	29:AV:6:LYS:N	2.84	0.41
18:AH:70:THR:HG22	18:AH:74:ASN:HD21	1.86	0.41
35:BA:930:C:C2'	35:BA:931:C:H5'	2.49	0.41
35:BA:947:G:C6	35:BA:948:C:C4	3.08	0.41
34:B2:123:LYS:O	34:B2:124:LYS:HG3	2.20	0.41
35:BA:1389:C:H2'	35:BA:1390:U:H6	1.85	0.41
11:AA:978:G:C2	11:AA:986:C:C2	3.09	0.41
11:AA:2618:G:H2'	11:AA:2619:C:H6	1.85	0.41
16:AF:46:ARG:HG3	16:AF:48:THR:HG23	2.03	0.41
11:AA:1011:G:C2	11:AA:1013:C:C2	3.08	0.41
11:AA:2697:G:H2'	11:AA:2698:U:O4'	2.21	0.41
27:AT:115:ARG:HA	27:AT:115:ARG:HD3	1.92	0.41
53:BS:27:GLU:O	53:BS:28:LYS:O	2.39	0.41
35:BA:187:C:O2'	35:BA:188:C:H5'	2.20	0.41
1:A0:42:GLY:O	1:A0:57:PHE:CD2	2.74	0.41
11:AA:2121:G:C1'	13:AC:167:LYS:HD3	2.51	0.41
59:BZ:315:LYS:HE3	59:BZ:405:GLU:HG2	2.02	0.41
6:A5:51:TYR:CD2	6:A5:52:TYR:CE1	3.09	0.41
9:A8:62:LEU:H	9:A8:62:LEU:HG	1.56	0.41
11:AA:633:A:C5'	23:AP:77:ARG:HH12	2.29	0.41
11:AA:335:C:H5"	32:AY:73:ARG:NH2	2.35	0.41
59:BZ:145:GLU:O	59:BZ:148:ASP:N	2.53	0.41
33:AZ:119:GLU:O	33:AZ:119:GLU:HG2	2.20	0.41
21:AN:133:GLN:O	21:AN:134:ARG:CB	2.68	0.41
38:BD:3:ARG:HE	38:BD:5:ILE:HG13	1.84	0.41
53:BS:15:LEU:HB3	53:BS:16:LEU:HD12	2.03	0.41
27:AT:28:VAL:HG13	27:AT:45:PHE:O	2.20	0.41
26:AS:98:VAL:O	26:AS:99:LYS:HB2	2.20	0.41
28:AU:112:ARG:HA	28:AU:112:ARG:HD2	1.86	0.41
17:AG:115:ARG:HB3	17:AG:116:ASP:H	1.61	0.41
47:BM:81:LEU:N	47:BM:81:LEU:CD2	2.84	0.41
36:BB:44:LEU:O	36:BB:47:THR:N	2.53	0.41
11:AA:1019:U:O2'	11:AA:1021:A:C2	2.56	0.41
11:AA:1141:U:H4'	11:AA:1142(A):A:O4'	2.21	0.41
21:AN:25:ARG:CG	21:AN:25:ARG:NH1	2.70	0.41
35:BA:1049:U:H1'	35:BA:1201:A:N7	2.36	0.41
47:BM:54:VAL:HG12	47:BM:58:GLU:CG	2.51	0.41
35:BA:1221:G:H4'	53:BS:77:THR:HG21	2.02	0.41

Continued on next page...

Continued from previous page...

Atom-1	Atom-2	Interatomic distance (Å)	Clash overlap (Å)
17:AG:34:LEU:HA	17:AG:161:THR:CG2	2.49	0.41
21:AN:4:TYR:O	21:AN:5:VAL:C	2.59	0.41
21:AN:45:ASN:HA	21:AN:112:LEU:HD22	2.02	0.41
11:AA:2784:C:H2'	11:AA:2785:C:C6	2.55	0.41
35:BA:1452:C:H4'	35:BA:1456:G:H5''	2.02	0.41
54:BT:96:GLY:O	54:BT:97:ALA:O	2.39	0.41
35:BA:750:G:N2	49:BO:23:GLY:HA3	2.36	0.41
28:AU:52:ARG:O	28:AU:53:ARG:C	2.59	0.41
43:BI:70:LYS:O	43:BI:74:ILE:HG13	2.21	0.41
41:BG:120:ILE:O	41:BG:124:LEU:HG	2.21	0.41
11:AA:1394:U:H4'	11:AA:1603:A:H4'	2.02	0.41
39:BE:8:GLU:HA	39:BE:34:VAL:HA	2.03	0.41
16:AF:65:TRP:CB	16:AF:66:PRO:CD	2.99	0.41
13:AC:58:VAL:HG22	13:AC:201:PRO:HG2	2.02	0.41
35:BA:66:G:H5'	35:BA:173:U:O4	2.20	0.41
33:AZ:77:ASP:O	33:AZ:78:LYS:HB2	2.21	0.41
12:AB:112:U:H2'	12:AB:113:G:H8	1.86	0.41
17:AG:170:ARG:HG2	17:AG:170:ARG:NH1	2.36	0.41
11:AA:272(C):G:H2'	11:AA:272(D):G:H8	1.85	0.41
11:AA:481:G:H1'	11:AA:506:G:N2	2.32	0.41
35:BA:942:G:C2	35:BA:1342:C:C2	3.08	0.41
11:AA:2024:G:H2'	11:AA:2025:C:C6	2.55	0.41
56:BW:52:C:H2'	56:BW:53:G:H8	1.85	0.41
35:BA:691:G:H2'	35:BA:692:U:C6	2.55	0.41
14:AD:155:LEU:HD23	14:AD:177:LEU:HD22	2.03	0.41
35:BA:848:C:H3'	35:BA:848:C:H6	1.86	0.41
35:BA:516:U:H2'	35:BA:517:G:H5'	2.02	0.41
42:BH:1:MET:CE	42:BH:3:THR:HG23	2.51	0.41
35:BA:1243:C:C2	35:BA:1295:G:N2	2.89	0.41
11:AA:397:G:O2'	11:AA:398:G:H5'	2.19	0.41
5:A4:18:CYS:SG	5:A4:19:GLY:N	2.93	0.41
11:AA:2880:C:H1'	25:AR:92:GLY:O	2.20	0.41
59:BZ:161:TYR:O	59:BZ:162:GLU:HB2	2.21	0.41
11:AA:1145:C:H2'	11:AA:1146:C:C6	2.55	0.41
40:BF:96:PRO:HB3	52:BR:30:ASP:CG	2.40	0.41
1:A0:56:ASP:OD2	11:AA:2364:C:H4'	2.21	0.41
18:AH:40:GLU:HB2	18:AH:64:LEU:CD1	2.51	0.41
44:BJ:49:VAL:CG2	48:BN:41:ARG:HB2	2.49	0.41
23:AP:105:LEU:O	23:AP:106:LEU:HB2	2.20	0.41
23:AP:147:LEU:O	23:AP:148:LEU:HG	2.21	0.41
43:BI:4:TYR:O	43:BI:19:LEU:N	2.53	0.41

Continued on next page...

Continued from previous page...

Atom-1	Atom-2	Interatomic distance (Å)	Clash overlap (Å)
43:BI:4:TYR:CZ	43:BI:88:TYR:HB3	2.56	0.41
34:B2:7:ASN:ND2	34:B2:7:ASN:C	2.70	0.41
35:BA:1114:C:O2'	35:BA:1115:C:H5'	2.21	0.41
17:AG:39:ILE:HG22	17:AG:157:ILE:HG23	2.03	0.41
17:AG:92:VAL:O	17:AG:92:VAL:HG13	2.19	0.41
53:BS:40:ILE:CG2	53:BS:67:VAL:HA	2.51	0.41
17:AG:116:ASP:O	17:AG:117:PHE:CB	2.68	0.41
47:BM:93:ARG:N	47:BM:93:ARG:CD	2.81	0.41
36:BB:142:LEU:CD2	36:BB:146:GLN:NE2	2.84	0.41
37:BC:6:HIS:O	37:BC:7:PRO:C	2.58	0.41
59:BZ:264:LYS:HE2	59:BZ:307:PRO:CG	2.50	0.41
37:BC:29:TYR:C	37:BC:29:TYR:HD1	2.24	0.41
15:AE:116:VAL:CG2	15:AE:122:PHE:CG	3.01	0.41
11:AA:145:G:C3'	11:AA:146:G:H5''	2.50	0.41
11:AA:1864:U:H3'	11:AA:1865:G:H5''	1.99	0.41
26:AS:38:GLN:HB3	26:AS:47:THR:CG2	2.51	0.41
11:AA:528:A:C2	11:AA:2043:C:C4'	3.04	0.41
5:A4:5:ILE:HD13	5:A4:5:ILE:H	1.85	0.41
11:AA:1362:C:C2'	11:AA:1363:C:H5'	2.51	0.41
8:A7:34:ARG:HB3	8:A7:42:LEU:CD2	2.51	0.41
35:BA:18:C:H5''	39:BE:127:ASN:ND2	2.36	0.41
42:BH:114:THR:C	42:BH:116:LYS:H	2.24	0.41
54:BT:31:SER:O	54:BT:35:THR:HG23	2.21	0.41
13:AC:82:LYS:HD2	13:AC:147:PHE:O	2.20	0.41
21:AN:48:MET:HE3	21:AN:48:MET:H	1.85	0.41
11:AA:1389:G:H2'	11:AA:1390:U:O4'	2.20	0.41
15:AE:9:VAL:HG12	15:AE:25:VAL:HB	2.03	0.41
39:BE:107:ARG:CG	39:BE:108:ALA:N	2.83	0.41
24:AQ:115:MET:SD	24:AQ:131:ILE:HG21	2.61	0.41
36:BB:106:LYS:HG3	36:BB:107:THR:N	2.35	0.41
35:BA:1383:C:H2'	35:BA:1384:C:H6	1.86	0.41
11:AA:1145:C:H2'	11:AA:1146:C:H6	1.86	0.41
35:BA:1007:C:O2'	35:BA:1008:C:H5'	2.20	0.41
12:AB:85:G:H2'	12:AB:86:G:H8	1.86	0.41
11:AA:412:A:N7	11:AA:2411:A:H2	2.18	0.41
39:BE:73:ASN:HD22	39:BE:73:ASN:HA	1.61	0.41
11:AA:1553:A:N3	11:AA:1553:A:H2'	2.34	0.41
11:AA:705:A:C2	11:AA:727:A:H1'	2.56	0.41
38:BD:201:GLN:O	38:BD:204:ILE:N	2.45	0.41
17:AG:55:LYS:O	17:AG:59:GLU:HB3	2.20	0.41
22:AO:75:SER:HB2	27:AT:75:ILE:O	2.19	0.41

Continued on next page...

Continued from previous page...

Atom-1	Atom-2	Interatomic distance (Å)	Clash overlap (Å)
16:AF:141:ALA:O	16:AF:144:LYS:HB2	2.20	0.41
14:AD:51:VAL:O	14:AD:54:ARG:HG2	2.21	0.41
18:AH:65:HIS:C	18:AH:67:LEU:H	2.24	0.41
33:AZ:154:ASP:H	33:AZ:155:LEU:HD22	1.86	0.41
59:BZ:132:VAL:HG11	59:BZ:206:ILE:CD1	2.51	0.41
16:AF:3:GLU:O	16:AF:19:GLU:HB2	2.21	0.41
9:A8:4:MET:HE1	11:AA:592:G:N2	2.35	0.41
32:AY:91:GLU:HB3	32:AY:92:ASN:H	1.52	0.41
36:BB:80:ILE:N	36:BB:80:ILE:CD1	2.65	0.41
23:AP:108:LYS:O	23:AP:110:TYR:N	2.51	0.41
23:AP:56:SER:OG	23:AP:60:MET:HG2	2.20	0.41
44:BJ:4:ILE:HD13	44:BJ:77:PRO:HB2	2.03	0.41
34:B2:84:HIS:HA	34:B2:87:ARG:CG	2.51	0.41
34:B2:105:ILE:HG12	34:B2:115:VAL:HG23	2.03	0.41
11:AA:271(M):G:O2'	11:AA:271(O):C:H5'	2.21	0.41
35:BA:1116:C:O2'	43:BI:108:VAL:HG21	2.21	0.41
35:BA:1323:G:H4'	35:BA:1363:C:N3	2.36	0.41
15:AE:197:ILE:HD11	15:AE:199:ARG:HH22	1.81	0.41
15:AE:75:VAL:C	15:AE:77:ILE:H	2.19	0.41
13:AC:128:GLY:HA3	56:BW:57:C:O2'	2.21	0.41
17:AG:71:THR:HB	17:AG:89:GLY:CA	2.50	0.41
25:AR:4:LEU:C	25:AR:6:SER:H	2.22	0.41
25:AR:4:LEU:C	25:AR:6:SER:N	2.71	0.41
21:AN:132:ALA:O	21:AN:133:GLN:CB	2.69	0.41
13:AC:75:LEU:HA	13:AC:93:TYR:O	2.20	0.41
27:AT:28:VAL:HG11	27:AT:46:GLU:OE1	2.21	0.41
27:AT:76:PHE:C	27:AT:78:LEU:H	2.24	0.41
36:BB:163:PHE:CD1	36:BB:185:ILE:CG1	3.01	0.41
46:BL:17:LYS:HD3	46:BL:18:VAL:N	2.35	0.41
5:A4:26:SER:HB3	17:AG:105:LYS:HZ2	1.86	0.41
5:A4:8:LYS:O	5:A4:9:LEU:CB	2.69	0.41
35:BA:1190:G:OP1	37:BC:5:ILE:N	2.54	0.41
35:BA:1064:G:N2	35:BA:1190:G:O2'	2.51	0.41
37:BC:7:PRO:HG2	37:BC:184:TYR:HB2	2.02	0.41
4:A3:28:LEU:HD21	4:A3:35:ARG:HB3	2.03	0.41
17:AG:85:GLY:C	17:AG:87:PRO:CD	2.89	0.41
11:AA:1242:A:H5'	11:AA:1243:G:OP1	2.21	0.41
14:AD:35:LYS:HZ2	14:AD:35:LYS:CB	2.28	0.41
59:BZ:239:THR:HA	59:BZ:286:VAL:O	2.21	0.41
11:AA:2665:A:H2'	11:AA:2666:C:O5'	2.21	0.41
22:AO:107:ARG:HG3	22:AO:112:MET:SD	2.60	0.41

Continued on next page...

Continued from previous page...

Atom-1	Atom-2	Interatomic distance (Å)	Clash overlap (Å)
11:AA:2415:G:C2	11:AA:2416:C:C2	3.08	0.41
36:BB:16:HIS:HB3	36:BB:210:SER:CB	2.46	0.41
36:BB:237:ALA:O	36:BB:238:LEU:HB3	2.21	0.41
10:A9:26:ILE:CG2	10:A9:27:CYS:N	2.84	0.41
10:A9:9:ARG:HB3	10:A9:9:ARG:NH1	2.36	0.41
11:AA:2480:C:N4	11:AA:2481:G:C6	2.89	0.41
59:BZ:368:VAL:CG1	59:BZ:369:THR:N	2.82	0.41
14:AD:173:VAL:HG12	14:AD:185:VAL:O	2.21	0.41
25:AR:25:ALA:O	25:AR:29:LEU:HB2	2.20	0.41
12:AB:15:A:H3'	12:AB:16:G:H5'	2.02	0.41
14:AD:80:ALA:O	14:AD:81:ALA:HB2	2.21	0.41
26:AS:70:GLY:O	26:AS:73:LEU:N	2.54	0.41
35:BA:1232:U:H2'	35:BA:1233:G:O5'	2.21	0.41
40:BF:61:LEU:HB3	40:BF:63:TYR:HE1	1.85	0.41
36:BB:28:PHE:CG	36:BB:190:THR:HA	2.56	0.41
36:BB:36:ARG:C	36:BB:38:GLY:H	2.22	0.41
25:AR:79:LEU:C	25:AR:79:LEU:HD13	2.41	0.41
3:A2:31:GLU:HB3	3:A2:53:LEU:HD11	2.02	0.41
11:AA:2884:U:H2'	11:AA:2885:C:C5'	2.48	0.41
11:AA:1360:A:C8	11:AA:1361:G:C8	3.09	0.41
54:BT:97:ALA:O	54:BT:99:LEU:N	2.54	0.41
35:BA:1216:G:OP2	48:BN:2:ALA:HB1	2.21	0.41
43:BI:99:LEU:CD2	43:BI:99:LEU:N	2.84	0.41
34:B2:134:LYS:O	34:B2:137:VAL:HG13	2.20	0.41
36:BB:71:VAL:HG13	36:BB:97:TRP:CD1	2.55	0.41
33:AZ:20:ARG:NH1	33:AZ:20:ARG:HB2	2.36	0.41
1:A0:26:TYR:CD1	1:A0:26:TYR:N	2.88	0.41
11:AA:814:C:H2'	11:AA:815:C:C6	2.53	0.41
8:A7:12:ARG:NH2	8:A7:44:PRO:HB3	2.36	0.41
27:AT:25:GLY:O	27:AT:48:ILE:HG23	2.20	0.41
41:BG:13:GLN:O	41:BG:24:THR:HG21	2.20	0.41
35:BA:1103:C:H5''	36:BB:98:LEU:HD22	2.03	0.41
11:AA:1665:A:C2'	11:AA:1666:G:C5'	2.97	0.41
14:AD:179:SER:HB2	14:AD:181:GLU:H	1.86	0.41
13:AC:200:LYS:HE3	13:AC:208:PHE:HB2	2.03	0.41
35:BA:419:C:O2	35:BA:425:G:C2	2.74	0.41
3:A2:7:ARG:HG3	3:A2:7:ARG:H	1.62	0.41
27:AT:38:ASN:C	27:AT:38:ASN:ND2	2.69	0.41
29:AV:5:VAL:HG22	29:AV:6:LYS:N	2.36	0.41
35:BA:826:C:H2'	35:BA:827:U:H6	1.86	0.41
35:BA:972:C:O3'	44:BJ:57:LYS:CG	2.68	0.41

Continued on next page...

Continued from previous page...

Atom-1	Atom-2	Interatomic distance (Å)	Clash overlap (Å)
45:BK:126:ARG:C	45:BK:128:ALA:N	2.71	0.41
30:AW:25:ARG:NH1	30:AW:25:ARG:HB2	2.36	0.41
35:BA:556:C:C2'	35:BA:557:G:H5'	2.51	0.41
24:AQ:36:ALA:HB1	24:AQ:127:ILE:HD12	2.03	0.41
59:BZ:330:ARG:HG3	59:BZ:395:VAL:CG1	2.51	0.41
16:AF:32:LEU:C	16:AF:32:LEU:HD23	2.40	0.41
35:BA:57:G:H2'	35:BA:58:C:C6	2.56	0.41
1:A0:62:LEU:HD23	1:A0:62:LEU:H	1.85	0.41
18:AH:76:VAL:O	18:AH:78:GLY:N	2.54	0.41
40:BF:44:GLY:HA2	40:BF:59:TYR:CE1	2.56	0.41
9:A8:14:VAL:CG2	9:A8:22:VAL:HG13	2.50	0.41
30:AW:2:GLU:HB2	30:AW:107:LEU:O	2.20	0.41
35:BA:689:C:O2'	35:BA:690:G:H5'	2.20	0.41
35:BA:1192:C:O2	39:BE:25:ARG:NH2	2.54	0.41
8:A7:46:VAL:CG1	8:A7:47:ARG:N	2.84	0.41
33:AZ:102:LEU:HD11	33:AZ:124:ILE:CG2	2.51	0.41
11:AA:990:A:OP1	11:AA:991:C:OP1	2.38	0.41
11:AA:517:C:H6	11:AA:517:C:O5'	2.03	0.41
32:AY:4:LYS:CG	32:AY:5:MET:N	2.84	0.41
14:AD:147:LEU:HD12	14:AD:147:LEU:HA	1.81	0.41
35:BA:116:A:H2'	35:BA:117:G:C8	2.56	0.41
35:BA:590:C:H2'	35:BA:591:U:H6	1.86	0.41
11:AA:2639:A:H2'	11:AA:2640:G:H5'	2.02	0.41
11:AA:765:G:H2'	11:AA:766:C:C6	2.55	0.41
56:BV:7:G:H3'	56:BV:8:U:C5'	2.49	0.41
41:BG:114:ARG:HG2	41:BG:114:ARG:H	1.59	0.41
27:AT:58:ASN:ND2	27:AT:58:ASN:H	2.19	0.41
47:BM:32:GLU:HG2	47:BM:32:GLU:O	2.21	0.41
11:AA:2441:C:H4'	11:AA:2441:C:OP1	2.20	0.41
11:AA:1340:U:H4'	11:AA:1341:U:OP2	2.21	0.41
46:BL:127:GLU:O	46:BL:128:ALA:C	2.58	0.41
11:AA:25:U:H5'	30:AW:78:GLU:O	2.21	0.41
11:AA:1338:G:N7	31:AX:62:LYS:NZ	2.63	0.41
35:BA:788:U:H2'	35:BA:789:U:O4'	2.20	0.41
11:AA:135:G:O2'	11:AA:136:G:H5'	2.21	0.41
2:A1:35:THR:HG21	11:AA:2080:G:OP1	2.20	0.41
27:AT:134:GLU:O	27:AT:135:ALA:HB3	2.21	0.41
37:BC:42:LEU:HD21	37:BC:90:GLU:OE1	2.20	0.41
11:AA:725:G:C6	11:AA:726:G:N1	2.89	0.41
35:BA:10:A:O2'	35:BA:11:G:H5'	2.21	0.41
11:AA:382:G:H2'	11:AA:383:U:H5'	2.02	0.41

Continued on next page...

Continued from previous page...

Atom-1	Atom-2	Interatomic distance (Å)	Clash overlap (Å)
38:BD:131:ARG:HD3	38:BD:131:ARG:N	2.36	0.41
1:A0:43:THR:N	11:AA:2331:G:H4'	2.36	0.41
38:BD:173:TRP:C	38:BD:186:LEU:HB2	2.41	0.41
38:BD:192:GLU:C	38:BD:194:LEU:N	2.74	0.41
38:BD:65:ARG:C	38:BD:67:ILE:H	2.25	0.41
36:BB:74:LYS:HZ3	36:BB:76:GLN:HE21	1.65	0.41
9:A8:11:LYS:O	9:A8:13:ARG:N	2.54	0.41
11:AA:806:C:P	23:AP:39:LYS:HG3	2.62	0.41
11:AA:2296:U:H4'	11:AA:2297:C:OP2	2.21	0.41
34:B2:22:ALA:O	34:B2:115:VAL:HG12	2.21	0.41
59:BZ:143:ASP:HB3	59:BZ:146:LEU:CB	2.29	0.41
59:BZ:146:LEU:HD13	59:BZ:146:LEU:HA	1.88	0.41
13:AC:18:LYS:O	13:AC:20:TYR:HD1	2.03	0.41
11:AA:1769:G:O2'	11:AA:1958:C:OP2	2.33	0.41
9:A8:33:ASN:HA	9:A8:36:LYS:HG3	2.03	0.41
7:A6:10:LEU:CD1	9:A8:34:TRP:HD1	2.34	0.41
35:BA:1281:U:C5'	35:BA:1282:C:H5	2.34	0.41
16:AF:132:VAL:O	16:AF:133:ASN:C	2.57	0.41
31:AX:10:ALA:HB1	31:AX:11:PRO:CD	2.45	0.41
27:AT:30:VAL:HA	27:AT:44:ASP:HA	2.03	0.41
24:AQ:54:MET:O	24:AQ:55:VAL:C	2.59	0.41
25:AR:25:ALA:O	25:AR:26:LYS:C	2.60	0.41
35:BA:1320:C:H2'	35:BA:1321:C:O4'	2.21	0.41
18:AH:84:SER:O	18:AH:85:LYS:HB3	2.20	0.41
18:AH:85:LYS:HZ1	18:AH:86:GLU:CA	2.34	0.41
11:AA:1348:G:C3'	11:AA:1349:A:H5''	2.51	0.41
30:AW:4:LYS:CA	30:AW:106:ILE:HG22	2.40	0.41
17:AG:121:ASN:C	17:AG:123:ASN:H	2.25	0.41
35:BA:1151:A:H5''	44:BJ:42:THR:OG1	2.21	0.41
11:AA:1051:G:N2	11:AA:1108:U:H5	2.19	0.41
25:AR:7:GLY:H	25:AR:8:ARG:HH21	1.69	0.41
11:AA:1495:A:H2'	11:AA:1495:A:N3	2.35	0.41
35:BA:9:G:C5'	39:BE:122:GLU:OE1	2.69	0.41
39:BE:55:VAL:O	39:BE:58:ALA:HB3	2.21	0.41
49:BO:75:PRO:HG2	49:BO:76:GLU:H	1.85	0.41
49:BO:87:ILE:O	49:BO:88:ARG:CB	2.69	0.41
51:BQ:56:VAL:O	51:BQ:77:VAL:HB	2.20	0.41
13:AC:201:PRO:HD2	13:AC:208:PHE:HZ	1.80	0.41
35:BA:1349:A:OP2	43:BI:120:ARG:HB2	2.21	0.41
35:BA:1348:U:H4'	43:BI:120:ARG:HD2	2.01	0.41
13:AC:140:PRO:HB3	13:AC:145:VAL:HB	2.03	0.41

Continued on next page...

Continued from previous page...

Atom-1	Atom-2	Interatomic distance (Å)	Clash overlap (Å)
35:BA:420:U:C2	35:BA:424:G:C2	3.09	0.41
11:AA:1401:G:O2'	11:AA:1402:C:H5'	2.21	0.41
33:AZ:76:LEU:HB3	33:AZ:77:ASP:H	1.70	0.41
33:AZ:77:ASP:OD2	33:AZ:79:ARG:O	2.39	0.41
35:BA:1104:G:OP1	36:BB:111:ARG:CD	2.69	0.41
11:AA:271(A):A:H3'	11:AA:271(B):C:H6	1.86	0.41
56:BW:30:G:H2'	56:BW:31:G:O4'	2.20	0.41
12:AB:50:G:H2'	12:AB:51:G:O5'	2.21	0.41
11:AA:173:G:N3	11:AA:173:G:H2'	2.36	0.41
35:BA:624:C:H2'	35:BA:625:G:C8	2.56	0.41
44:BJ:67:THR:HG23	44:BJ:67:THR:O	2.21	0.41
11:AA:2407:G:H2'	11:AA:2407:G:N3	2.36	0.41
43:BI:16:ARG:O	43:BI:63:ILE:HG23	2.21	0.41
35:BA:202:U:H2'	35:BA:202:U:O2	2.21	0.41
35:BA:852:G:C6	35:BA:853:G:N7	2.89	0.41
11:AA:320:A:H2'	16:AF:136:THR:OG1	2.21	0.41
36:BB:221:LEU:O	36:BB:222:ILE:C	2.59	0.41
11:AA:2479:G:OP1	11:AA:2537:U:H1'	2.21	0.41
11:AA:1514:U:H2'	11:AA:1515:G:H8	1.85	0.41
9:A8:12:LYS:HD3	23:AP:68:GLN:HG2	2.03	0.41
11:AA:245:G:O2'	11:AA:246:C:H5'	2.20	0.41
11:AA:1392:A:C6	11:AA:1393:A:C6	3.09	0.41
15:AE:39:PRO:HA	15:AE:43:GLY:CA	2.50	0.41
22:AO:61:VAL:O	22:AO:61:VAL:HG13	2.21	0.41
11:AA:271(P):C:C2'	11:AA:271(Q):G:H5'	2.50	0.41
59:BZ:378:VAL:HG22	59:BZ:379:ALA:N	2.36	0.41
11:AA:378:C:O2'	11:AA:379:G:H5'	2.21	0.41
11:AA:1656:C:H2'	11:AA:1657:C:C6	2.56	0.41
38:BD:14:ARG:CA	38:BD:39:PRO:HG3	2.51	0.40
59:BZ:72:THR:CG2	59:BZ:77:TYR:HE2	2.30	0.40
33:AZ:98:MET:O	33:AZ:125:LEU:HA	2.20	0.40
16:AF:110:LEU:HA	16:AF:183:VAL:CG1	2.51	0.40
23:AP:38:GLN:O	23:AP:39:LYS:HB2	2.21	0.40
34:B2:79:LEU:HD13	34:B2:117:LEU:HD11	2.03	0.40
59:BZ:119:HIS:O	59:BZ:122:LEU:N	2.55	0.40
35:BA:1113:C:H2'	35:BA:1114:C:H6	1.85	0.40
35:BA:1306:A:N6	35:BA:1331:G:H1'	2.37	0.40
27:AT:91:ARG:CA	27:AT:116:ALA:HA	2.50	0.40
11:AA:2801(A):A:C4'	11:AA:2802:G:H2'	2.51	0.40
13:AC:171:ILE:O	13:AC:171:ILE:CG2	2.68	0.40
28:AU:112:ARG:O	28:AU:115:ALA:HB3	2.20	0.40

Continued on next page...

Continued from previous page...

Atom-1	Atom-2	Interatomic distance (Å)	Clash overlap (Å)
13:AC:180:PHE:HA	13:AC:181:PRO:HD2	1.94	0.40
13:AC:41:VAL:HG21	13:AC:185:LEU:HD22	2.03	0.40
13:AC:214:VAL:HB	13:AC:224:ILE:HG21	2.04	0.40
17:AG:114:ILE:O	17:AG:115:ARG:C	2.60	0.40
17:AG:144:ILE:O	17:AG:144:ILE:CG2	2.66	0.40
36:BB:118:LEU:O	36:BB:121:LEU:HB3	2.22	0.40
11:AA:2102:U:H2'	11:AA:2103:C:O4'	2.20	0.40
17:AG:162:THR:O	17:AG:164:GLU:OE1	2.39	0.40
32:AY:44:ILE:N	32:AY:44:ILE:CD1	2.78	0.40
11:AA:975:C:OP2	11:AA:975(A):G:H5''	2.21	0.40
14:AD:68:LYS:HB2	14:AD:70:TRP:CZ3	2.56	0.40
6:A5:43:HIS:HD1	11:AA:2816:C:H4'	1.83	0.40
15:AE:132:HIS:ND1	15:AE:135:HIS:NE2	2.70	0.40
44:BJ:75:ILE:HG13	44:BJ:76:ASN:H	1.86	0.40
44:BJ:75:ILE:HG13	44:BJ:76:ASN:N	2.36	0.40
8:A7:39:ARG:HA	11:AA:459:U:OP1	2.21	0.40
43:BI:49:PRO:C	43:BI:51:ARG:H	2.24	0.40
35:BA:8:A:C6	38:BD:209:ARG:HB3	2.56	0.40
11:AA:333:G:C6	11:AA:334:C:C4	3.08	0.40
39:BE:150:ARG:CZ	39:BE:150:ARG:HB2	2.50	0.40
35:BA:739:C:C4	35:BA:740:U:C5	3.08	0.40
35:BA:737:A:OP1	40:BF:91:VAL:HG13	2.21	0.40
9:A8:48:PHE:CZ	11:AA:650:C:OP2	2.74	0.40
56:BW:60:A:H2'	56:BW:61:U:C5'	2.49	0.40
43:BI:26:VAL:HG13	43:BI:61:ALA:CB	2.47	0.40
13:AC:48:GLY:N	13:AC:208:PHE:O	2.51	0.40
11:AA:1680:U:H2'	11:AA:1681:G:O4'	2.20	0.40
35:BA:594:G:O2'	35:BA:595:G:H5'	2.21	0.40
11:AA:1058:G:O2'	11:AA:1059:G:H5''	2.22	0.40
35:BA:1508:G:H2'	35:BA:1509:C:C6	2.56	0.40
52:BR:66:LEU:HD11	52:BR:70:ILE:HD11	2.01	0.40
24:AQ:137:TYR:CE2	33:AZ:81:ARG:NH2	2.89	0.40
35:BA:59:A:H5'	35:BA:60:A:H5''	2.03	0.40
14:AD:260:ARG:NH1	14:AD:267:SER:OG	2.53	0.40
3:A2:20:GLU:O	3:A2:23:LYS:HB2	2.21	0.40
11:AA:1684:C:O2'	11:AA:1685:C:H5'	2.21	0.40
35:BA:269:C:H2'	35:BA:270:A:H8	1.84	0.40
11:AA:1268:A:C2	11:AA:1269:A:H1'	2.55	0.40
11:AA:1791:A:C5'	11:AA:1792:G:OP1	2.68	0.40
1:A0:49:LYS:O	1:A0:50:ASN:HB2	2.21	0.40
39:BE:64:ARG:HH11	39:BE:64:ARG:CG	2.34	0.40

Continued on next page...

Continued from previous page...

Atom-1	Atom-2	Interatomic distance (Å)	Clash overlap (Å)
35:BA:40:C:H2'	35:BA:41:G:H8	1.86	0.40
11:AA:384:U:H2'	11:AA:385:C:C6	2.55	0.40
11:AA:1632:A:C6	11:AA:1633:G:N1	2.89	0.40
35:BA:1416:G:C2'	35:BA:1417:G:H5'	2.51	0.40
35:BA:802:A:H3'	35:BA:803:G:H8	1.86	0.40
53:BS:27:GLU:HB3	53:BS:28:LYS:H	1.52	0.40
15:AE:176:ILE:HA	15:AE:177:PRO:HD2	1.97	0.40
35:BA:1480:G:H2'	35:BA:1481:U:O4'	2.20	0.40
49:BO:48:LYS:HD3	49:BO:48:LYS:HA	1.79	0.40
30:AW:95:ILE:O	30:AW:95:ILE:HG13	2.22	0.40
33:AZ:161:VAL:O	33:AZ:161:VAL:HG12	2.20	0.40
25:AR:62:ALA:O	25:AR:66:VAL:HG23	2.21	0.40
35:BA:426:G:P	38:BD:36:ARG:NH2	2.94	0.40
35:BA:414:A:N7	35:BA:431:A:C2	2.90	0.40
1:A0:41:ARG:O	1:A0:57:PHE:CD2	2.74	0.40
7:A6:45:LYS:HB3	7:A6:45:LYS:HZ2	1.87	0.40
11:AA:2282:G:O2'	11:AA:2283:C:OP2	2.32	0.40
16:AF:3:GLU:HA	16:AF:24:LEU:HB3	2.03	0.40
35:BA:1054:C:OP1	35:BA:1197:G:OP2	2.38	0.40
38:BD:106:TYR:C	38:BD:108:LEU:N	2.74	0.40
23:AP:39:LYS:O	23:AP:40:SER:CB	2.69	0.40
34:B2:110:ARG:N	34:B2:110:ARG:CD	2.84	0.40
34:B2:24:ILE:HG22	34:B2:25:ALA:H	1.84	0.40
43:BI:10:ARG:HB2	43:BI:76:ALA:HB2	2.04	0.40
35:BA:1330:U:H5'	35:BA:1331:G:P	2.61	0.40
53:BS:4:SER:O	53:BS:5:LEU:C	2.58	0.40
55:BU:6:ARG:O	55:BU:12:LYS:HD3	2.21	0.40
32:AY:14:LEU:HD12	32:AY:23:ARG:O	2.22	0.40
17:AG:47:LYS:HB3	17:AG:48:GLU:HG3	2.02	0.40
11:AA:2312:U:C5'	17:AG:74:LYS:HZ3	2.33	0.40
11:AA:7:G:H4'	21:AN:13:TRP:CH2	2.56	0.40
53:BS:40:ILE:HG21	53:BS:66:MET:O	2.21	0.40
27:AT:85:LYS:O	27:AT:86:ILE:C	2.60	0.40
11:AA:1131:G:HO2'	11:AA:1132:A:H8	1.68	0.40
17:AG:114:ILE:HG21	17:AG:117:PHE:CD1	2.57	0.40
47:BM:66:LEU:CD1	47:BM:66:LEU:N	2.83	0.40
47:BM:9:ILE:O	47:BM:10:PRO:O	2.39	0.40
16:AF:170:LEU:HD12	16:AF:172:TRP:NE1	2.37	0.40
14:AD:32:SER:HA	14:AD:35:LYS:HZ3	1.85	0.40
28:AU:15:LYS:HA	28:AU:18:LEU:HB2	2.03	0.40
14:AD:165:ILE:HA	14:AD:175:LEU:CD2	2.48	0.40

Continued on next page...

Continued from previous page...

Atom-1	Atom-2	Interatomic distance (Å)	Clash overlap (Å)
12:AB:67:G:HO2'	12:AB:68:C:P	2.44	0.40
46:BL:90:VAL:HG11	46:BL:93:LEU:HD12	2.02	0.40
26:AS:72:ALA:O	26:AS:75:GLU:HB3	2.20	0.40
35:BA:1251:A:O2'	35:BA:1370:G:H5'	2.20	0.40
43:BI:71:SER:O	43:BI:72:GLY:C	2.58	0.40
11:AA:1496:A:H8	11:AA:1577:C:O2'	2.04	0.40
43:BI:37:PHE:HD1	43:BI:70:LYS:HD2	1.86	0.40
43:BI:43:ALA:CB	43:BI:74:ILE:HD13	2.51	0.40
35:BA:375:U:H4'	50:BP:17:TYR:CE2	2.57	0.40
11:AA:297:C:H2'	11:AA:298:G:O4'	2.20	0.40
35:BA:991:U:C2	35:BA:1212:U:O2	2.74	0.40
32:AY:39:VAL:O	32:AY:40:GLU:CD	2.59	0.40
51:BQ:5:VAL:O	51:BQ:6:LEU:HD23	2.21	0.40
35:BA:423:G:C3'	35:BA:424:G:H5'	2.50	0.40
11:AA:2692:C:H1'	11:AA:2847:U:O2'	2.21	0.40
36:BB:84:GLU:OE1	36:BB:216:SER:HA	2.22	0.40
11:AA:570:G:H2'	11:AA:2030:A:N7	2.36	0.40
55:BU:5:ASP:C	55:BU:7:ARG:N	2.75	0.40
11:AA:1834:U:O3'	11:AA:1835:G:H8	2.05	0.40
35:BA:417:C:H2'	35:BA:418:C:H6	1.84	0.40
59:BZ:242:ILE:HB	59:BZ:282:ALA:HA	2.04	0.40
35:BA:1303:C:N4	35:BA:1304:G:C6	2.90	0.40
11:AA:2444:G:OP2	16:AF:68:LYS:NZ	2.52	0.40
35:BA:935:A:C2	35:BA:936:C:C2	3.09	0.40
35:BA:612:C:O2'	35:BA:613:C:H5'	2.20	0.40
21:AN:23:LEU:HD13	21:AN:98:VAL:HG12	2.02	0.40
11:AA:1321:A:H2'	11:AA:1322:A:O4'	2.22	0.40
41:BG:12:LEU:HD11	41:BG:25:ALA:HB2	2.03	0.40
41:BG:95:ARG:HH11	41:BG:95:ARG:HG3	1.86	0.40
35:BA:1121:U:O5'	35:BA:1121:U:H6	2.03	0.40
11:AA:445:C:C4	11:AA:446:G:C6	3.09	0.40
15:AE:90:THR:HG22	15:AE:91:VAL:N	2.36	0.40
11:AA:2673:G:O2'	11:AA:2674:G:H5'	2.21	0.40
38:BD:14:ARG:HG3	38:BD:15:GLU:N	2.35	0.40
7:A6:34:LEU:O	7:A6:35:GLU:C	2.60	0.40
7:A6:35:GLU:OE1	7:A6:36:LEU:N	2.47	0.40
7:A6:53:LYS:CD	7:A6:54:ILE:N	2.81	0.40
59:BZ:98:GLN:HB3	59:BZ:241:ARG:HD3	2.03	0.40
35:BA:1055:A:C2	35:BA:1056:U:H1'	2.56	0.40
34:B2:5:LEU:CD2	34:B2:39:VAL:HG22	2.51	0.40
12:AB:7:G:H4'	26:AS:29:PHE:HD2	1.86	0.40

Continued on next page...

Continued from previous page...

Atom-1	Atom-2	Interatomic distance (Å)	Clash overlap (Å)
23:AP:31:ALA:C	23:AP:33:ARG:H	2.25	0.40
13:AC:79:LYS:HD3	13:AC:119:VAL:CG1	2.51	0.40
11:AA:2405:G:O2'	11:AA:2406:U:OP2	2.39	0.40
44:BJ:5:ARG:HG3	44:BJ:71:LEU:HD11	2.02	0.40
29:AV:38:LEU:C	29:AV:38:LEU:HD23	2.41	0.40
26:AS:106:ARG:HD2	26:AS:107:GLU:O	2.21	0.40
59:BZ:345:ARG:NH1	59:BZ:384:LEU:HD11	2.37	0.40
11:AA:629:G:C8	11:AA:629:G:H5'	2.49	0.40
59:BZ:169:PRO:HD3	59:BZ:209:TYR:CD2	2.57	0.40
11:AA:2655:G:O2'	11:AA:2656:U:P	2.79	0.40
36:BB:14:GLY:O	36:BB:15:VAL:CG1	2.68	0.40
36:BB:116:GLU:HG2	36:BB:116:GLU:H	1.74	0.40
18:AH:85:LYS:O	18:AH:85:LYS:NZ	2.49	0.40
46:BL:41:ARG:NH1	46:BL:43:VAL:CG1	2.82	0.40
9:A8:53:PRO:HG2	9:A8:54:GLU:N	2.35	0.40
35:BA:538:G:C6	35:BA:539:A:C6	3.09	0.40
32:AY:42:VAL:HG12	32:AY:65:ALA:HB3	2.04	0.40
27:AT:32:TYR:O	27:AT:33:LYS:HB2	2.21	0.40
39:BE:144:THR:O	39:BE:148:VAL:HG23	2.21	0.40
34:B2:132:ASP:O	34:B2:135:GLU:N	2.53	0.40
39:BE:147:ASP:N	39:BE:147:ASP:OD1	2.53	0.40
11:AA:2347:C:H2'	11:AA:2348:U:C6	2.55	0.40
20:AK:80:UNK:O	20:AK:82:UNK:N	2.46	0.40
14:AD:10:THR:O	14:AD:11:PRO:O	2.40	0.40
43:BI:79:LEU:C	43:BI:79:LEU:HD13	2.41	0.40
27:AT:3:ARG:O	27:AT:4:GLY:C	2.59	0.40
42:BH:85:ARG:HG3	42:BH:85:ARG:NH1	2.35	0.40
11:AA:659:C:H2'	11:AA:660:G:H8	1.86	0.40
35:BA:351:G:HO2'	35:BA:352:C:C5'	2.35	0.40
42:BH:20:TYR:HD1	42:BH:65:TYR:CD2	2.39	0.40
35:BA:956:U:O2'	35:BA:957:U:H5'	2.21	0.40
21:AN:128:HIS:HA	21:AN:129:PRO:HD2	1.92	0.40
59:BZ:342:PHE:O	59:BZ:348:ASP:HA	2.21	0.40
11:AA:1836:C:O2'	11:AA:1837:C:H5'	2.21	0.40
59:BZ:188:THR:HG21	59:BZ:196:VAL:HG21	2.03	0.40
31:AX:64:LYS:NZ	31:AX:73:ARG:HH21	2.19	0.40
11:AA:226:G:C2	11:AA:227:A:C6	3.10	0.40
11:AA:2849:U:OP2	27:AT:95:ARG:NH1	2.55	0.40
11:AA:363(E):U:C5'	11:AA:363(E):U:H6	2.35	0.40
11:AA:1009:A:O4'	28:AU:59:ARG:HD3	2.21	0.40
33:AZ:67:LEU:HD12	33:AZ:67:LEU:H	1.87	0.40

Continued on next page...

Continued from previous page...

Atom-1	Atom-2	Interatomic distance (Å)	Clash overlap (Å)
42:BH:98:LYS:HG3	42:BH:99:GLU:HG3	2.04	0.40
11:AA:654:A:OP1	11:AA:654:A:H3'	2.21	0.40
11:AA:229:A:OP2	11:AA:229:A:C8	2.75	0.40
35:BA:635:G:O2'	35:BA:636:U:H5'	2.21	0.40
11:AA:564:C:O2'	11:AA:565:C:H5'	2.22	0.40
38:BD:24:GLU:O	38:BD:27:TYR:CB	2.70	0.40
18:AH:63:SER:O	18:AH:67:LEU:HB2	2.21	0.40
59:BZ:72:THR:CG2	59:BZ:77:TYR:CE2	3.05	0.40
35:BA:1411:C:N3	35:BA:1490:A:N1	2.69	0.40
6:A5:40:LYS:HB3	6:A5:40:LYS:HE2	1.89	0.40
16:AF:183:VAL:HG23	16:AF:184:TYR:N	2.36	0.40
38:BD:193:ASP:HB2	38:BD:194:LEU:HD22	2.03	0.40
43:BI:90:PRO:C	43:BI:92:TYR:H	2.25	0.40
58:BY:18:G:H2'	58:BY:19:A:C8	2.56	0.40
59:BZ:125:GLN:HB3	62:BZ:1002:KIR:H392	2.03	0.40
32:AY:7:VAL:HB	32:AY:8:LYS:HZ2	1.83	0.40
13:AC:128:GLY:O	56:BW:58:A:O4'	2.39	0.40
47:BM:83:ASP:C	47:BM:85:GLY:N	2.74	0.40
29:AV:47:VAL:HG12	29:AV:51:VAL:C	2.42	0.40
11:AA:1948:G:C5'	11:AA:1948:G:C8	2.96	0.40
17:AG:115:ARG:HA	47:BM:7:VAL:HG23	2.03	0.40
47:BM:82:MET:HB3	47:BM:93:ARG:HH22	1.85	0.40
35:BA:1313:U:C2	35:BA:1314:C:C5	3.09	0.40
2:A1:44:PRO:HG2	2:A1:46:LEU:CD2	2.51	0.40
40:BF:30:LEU:O	40:BF:35:ALA:HB3	2.21	0.40
14:AD:28:GLU:N	14:AD:28:GLU:OE2	2.54	0.40
46:BL:43:VAL:HG22	46:BL:55:VAL:HG12	2.04	0.40
14:AD:81:ALA:HA	14:AD:113:VAL:HG22	2.03	0.40
36:BB:19:HIS:O	36:BB:39:ILE:CG2	2.69	0.40
34:B2:95:GLN:HG3	34:B2:96:LYS:HG3	2.03	0.40
35:BA:674:G:H2'	35:BA:675:A:H8	1.86	0.40
35:BA:1452:C:O4'	35:BA:1456:G:N2	2.54	0.40
8:A7:34:ARG:HB3	8:A7:42:LEU:HD22	2.03	0.40
35:BA:445:G:H2'	35:BA:446:G:H8	1.86	0.40
2:A1:4:VAL:HG23	2:A1:10:LYS:O	2.22	0.40
35:BA:391:G:H2'	35:BA:392:G:O5'	2.21	0.40
11:AA:848:G:N3	11:AA:933:A:H1'	2.37	0.40
14:AD:125:ILE:HD13	14:AD:131:LEU:CD2	2.51	0.40
33:AZ:108:PRO:C	33:AZ:110:GLY:N	2.74	0.40
37:BC:84:ILE:HG13	37:BC:101:LEU:HD22	2.03	0.40
41:BG:40:ALA:O	41:BG:41:ARG:C	2.58	0.40

Continued on next page...

Continued from previous page...

Atom-1	Atom-2	Interatomic distance (Å)	Clash overlap (Å)
3:A2:17:SER:OG	3:A2:20:GLU:CB	2.69	0.40
15:AE:23:VAL:HA	15:AE:184:VAL:O	2.22	0.40
17:AG:137:GLU:HG2	17:AG:152:LEU:HD12	2.02	0.40
38:BD:142:PRO:HA	38:BD:185:PHE:CD2	2.50	0.40
35:BA:1328:C:H2'	35:BA:1329:A:C8	2.56	0.40
59:BZ:5:PHE:HB2	59:BZ:275:LYS:HB3	2.03	0.40
35:BA:44:G:C2	35:BA:45:U:H1'	2.57	0.40
35:BA:819:A:H4'	35:BA:820:U:OP1	2.22	0.40
11:AA:2113:U:H2'	11:AA:2114:A:C8	2.57	0.40
35:BA:20:U:H2'	35:BA:21:G:O4'	2.21	0.40
35:BA:23:C:O2'	35:BA:24:U:H5'	2.21	0.40
35:BA:925:G:C2	35:BA:927:G:C8	3.09	0.40
47:BM:69:GLU:HG3	47:BM:69:GLU:O	2.22	0.40
35:BA:1225:A:H2'	35:BA:1226:C:C5	2.57	0.40
35:BA:1503:A:C2	35:BA:1507:A:OP2	2.74	0.40
35:BA:1165:C:C2'	35:BA:1166:G:H5'	2.50	0.40
2:A1:17:SER:CB	2:A1:38:SER:HB2	2.51	0.40
11:AA:1632:A:C6	11:AA:1633:G:C6	3.09	0.40
35:BA:1237:C:C2'	35:BA:1238:A:OP1	2.69	0.40
46:BL:126:LYS:C	46:BL:128:ALA:H	2.25	0.40
11:AA:2455:G:H2'	11:AA:2456:C:C6	2.57	0.40
35:BA:1404:C:H2'	35:BA:1405:G:C8	2.57	0.40
35:BA:880:C:O2'	35:BA:881:G:H5'	2.21	0.40
1:A0:19:LYS:NZ	1:A0:41:ARG:HH12	2.19	0.40
1:A0:56:ASP:OD1	1:A0:58:THR:OG1	2.31	0.40
56:BW:8:U:H2'	56:BW:13:C:H42	1.87	0.40
33:AZ:153:SER:O	33:AZ:154:ASP:OD1	2.39	0.40
16:AF:206:ILE:HG22	16:AF:207:GLY:N	2.36	0.40
35:BA:1054:C:H2'	35:BA:1054:C:O2	2.21	0.40
38:BD:170:VAL:CG1	38:BD:171:GLY:N	2.84	0.40
34:B2:87:ARG:H	34:B2:87:ARG:HG2	1.58	0.40
12:AB:8:U:H5'	12:AB:8:U:C6	2.55	0.40
13:AC:129:ARG:C	56:BW:20:G:N2	2.75	0.40
17:AG:151:ALA:HB3	17:AG:153:ARG:HH11	1.85	0.40
17:AG:52:ILE:N	17:AG:52:ILE:CD1	2.74	0.40
27:AT:28:VAL:CG2	27:AT:47:GLY:N	2.70	0.40
11:AA:1541:G:C8	11:AA:1542:A:N1	2.90	0.40
35:BA:1112:C:N4	37:BC:178:LEU:HD22	2.37	0.40
37:BC:3:ASN:OD1	37:BC:3:ASN:N	2.54	0.40
27:AT:118:ARG:HH11	35:BA:1442(A):G:H5''	1.78	0.40
44:BJ:40:LEU:N	44:BJ:40:LEU:HD23	2.14	0.40

Continued on next page...

Continued from previous page...

Atom-1	Atom-2	Interatomic distance (Å)	Clash overlap (Å)
24:AQ:55:VAL:HB	33:AZ:178:GLU:OE2	2.21	0.40
35:BA:259:G:H1	35:BA:267:C:N4	2.17	0.40
52:BR:44:LEU:HD23	52:BR:80:PRO:HG2	2.03	0.40
26:AS:70:GLY:C	26:AS:72:ALA:N	2.74	0.40
50:BP:22:THR:HA	50:BP:33:ILE:CG1	2.52	0.40
35:BA:458:C:C5	35:BA:460:G:N7	2.90	0.40
36:BB:20:GLU:HG2	36:BB:189:ASP:OD2	2.21	0.40
35:BA:551:U:O2'	35:BA:552:U:H5'	2.21	0.40
36:BB:180:LEU:O	36:BB:181:PHE:CB	2.60	0.40
21:AN:93:THR:O	21:AN:94:HIS:HB2	2.22	0.40
2:A1:30:VAL:HA	11:AA:2395:C:O2'	2.21	0.40
50:BP:38:TYR:CE1	50:BP:50:LYS:HB3	2.56	0.40
11:AA:1816:G:H8	14:AD:62:TYR:CZ	2.39	0.40
52:BR:66:LEU:HD21	52:BR:70:ILE:HD11	2.03	0.40
35:BA:939:G:H2'	35:BA:940:C:C6	2.57	0.40
10:A9:17:ILE:HG21	10:A9:19:ARG:NH2	2.34	0.40
11:AA:472:A:H2'	11:AA:473:G:H5'	2.03	0.40
35:BA:1130:A:N3	35:BA:1146:A:C2	2.90	0.40
54:BT:37:SER:O	54:BT:40:ALA:N	2.55	0.40
20:AK:91:UNK:CB	20:AK:133:UNK:CB	2.99	0.40
11:AA:1876:A:H2'	11:AA:1877:A:C8	2.56	0.40
1:A0:62:LEU:N	1:A0:62:LEU:HD23	2.36	0.40
35:BA:1147:C:H2'	43:BI:16:ARG:HD3	2.02	0.40
43:BI:17:VAL:CG1	43:BI:81:ILE:HD13	2.51	0.40
24:AQ:135:ASP:HB2	24:AQ:136:ALA:H	1.68	0.40
35:BA:604:G:C6	35:BA:605:U:C4	3.10	0.40
2:A1:45:ASN:ND2	2:A1:45:ASN:C	2.74	0.40
14:AD:204:ILE:HG21	14:AD:204:ILE:HD13	1.88	0.40
11:AA:2704:C:H2'	11:AA:2705:A:O4'	2.21	0.40
33:AZ:158:PRO:O	33:AZ:160:GLY:N	2.54	0.40
35:BA:760:G:H2'	35:BA:761:G:H5'	2.04	0.40
58:BY:88:C:O2	58:BY:88:C:O4'	2.36	0.40
11:AA:391:G:O2'	11:AA:392:C:H5'	2.20	0.40
13:AC:209:LEU:HD12	13:AC:227:HIS:HE1	1.86	0.40
56:BV:26:C:H2'	56:BV:27:G:O4'	2.21	0.40
19:AJ:90:UNK:O	19:AJ:91:UNK:C	2.69	0.40

There are no symmetry-related clashes.

5.3 Torsion angles ⓘ

5.3.1 Protein backbone ⓘ

In the following table, the Percentiles column shows the percent Ramachandran outliers of the chain as a percentile score with respect to all X-ray entries followed by that with respect to entries of similar resolution.

The Analysed column shows the number of residues for which the backbone conformation was analysed, and the total number of residues.

Mol	Chain	Analysed	Favoured	Allowed	Outliers	Percentiles	
1	A0	82/85 (96%)	62 (76%)	14 (17%)	6 (7%)	1	7
2	A1	92/98 (94%)	80 (87%)	7 (8%)	5 (5%)	2	14
3	A2	69/72 (96%)	47 (68%)	13 (19%)	9 (13%)	0	1
4	A3	58/60 (97%)	46 (79%)	8 (14%)	4 (7%)	1	8
5	A4	43/71 (61%)	23 (54%)	10 (23%)	10 (23%)	0	0
6	A5	57/60 (95%)	39 (68%)	10 (18%)	8 (14%)	0	1
7	A6	48/54 (89%)	18 (38%)	15 (31%)	15 (31%)	0	0
8	A7	47/49 (96%)	45 (96%)	2 (4%)	0	100	100
9	A8	62/65 (95%)	37 (60%)	14 (23%)	11 (18%)	0	0
10	A9	35/37 (95%)	27 (77%)	6 (17%)	2 (6%)	2	12
13	AC	226/229 (99%)	159 (70%)	46 (20%)	21 (9%)	1	4
14	AD	273/276 (99%)	210 (77%)	39 (14%)	24 (9%)	1	5
15	AE	203/206 (98%)	136 (67%)	40 (20%)	27 (13%)	0	1
16	AF	206/210 (98%)	147 (71%)	34 (16%)	25 (12%)	0	2
17	AG	179/182 (98%)	110 (62%)	46 (26%)	23 (13%)	0	1
18	AH	158/180 (88%)	98 (62%)	35 (22%)	25 (16%)	0	0
21	AN	137/140 (98%)	89 (65%)	27 (20%)	21 (15%)	0	0
22	AO	120/122 (98%)	103 (86%)	9 (8%)	8 (7%)	1	9
23	AP	144/150 (96%)	74 (51%)	28 (19%)	42 (29%)	0	0
24	AQ	139/141 (99%)	104 (75%)	27 (19%)	8 (6%)	2	12
25	AR	115/118 (98%)	80 (70%)	21 (18%)	14 (12%)	0	2
26	AS	97/112 (87%)	57 (59%)	20 (21%)	20 (21%)	0	0
27	AT	136/146 (93%)	89 (65%)	28 (21%)	19 (14%)	0	1
28	AU	115/118 (98%)	88 (76%)	18 (16%)	9 (8%)	1	6
29	AV	99/101 (98%)	61 (62%)	23 (23%)	15 (15%)	0	0

Continued on next page...

Continued from previous page...

Mol	Chain	Analysed	Favoured	Allowed	Outliers	Percentiles	
30	AW	111/113 (98%)	88 (79%)	15 (14%)	8 (7%)	1	7
31	AX	91/96 (95%)	78 (86%)	8 (9%)	5 (6%)	2	13
32	AY	99/110 (90%)	47 (48%)	18 (18%)	34 (34%)	0	0
33	AZ	182/206 (88%)	107 (59%)	40 (22%)	35 (19%)	0	0
34	B2	142/144 (99%)	124 (87%)	14 (10%)	4 (3%)	6	30
36	BB	233/256 (91%)	153 (66%)	55 (24%)	25 (11%)	0	3
37	BC	205/239 (86%)	141 (69%)	49 (24%)	15 (7%)	1	7
38	BD	206/209 (99%)	126 (61%)	52 (25%)	28 (14%)	0	1
39	BE	149/162 (92%)	121 (81%)	21 (14%)	7 (5%)	3	17
40	BF	99/101 (98%)	80 (81%)	14 (14%)	5 (5%)	2	15
41	BG	153/156 (98%)	109 (71%)	34 (22%)	10 (6%)	1	9
42	BH	136/138 (99%)	120 (88%)	14 (10%)	2 (2%)	13	46
43	BI	125/128 (98%)	73 (58%)	33 (26%)	19 (15%)	0	0
44	BJ	97/105 (92%)	69 (71%)	18 (19%)	10 (10%)	1	4
45	BK	117/129 (91%)	87 (74%)	21 (18%)	9 (8%)	1	6
46	BL	123/135 (91%)	84 (68%)	23 (19%)	16 (13%)	0	1
47	BM	123/126 (98%)	76 (62%)	28 (23%)	19 (15%)	0	0
48	BN	58/61 (95%)	43 (74%)	5 (9%)	10 (17%)	0	0
49	BO	86/89 (97%)	67 (78%)	16 (19%)	3 (4%)	4	24
50	BP	82/88 (93%)	53 (65%)	23 (28%)	6 (7%)	1	7
51	BQ	98/105 (93%)	76 (78%)	20 (20%)	2 (2%)	9	38
52	BR	68/88 (77%)	53 (78%)	10 (15%)	5 (7%)	1	7
53	BS	77/93 (83%)	53 (69%)	14 (18%)	10 (13%)	0	1
54	BT	97/106 (92%)	72 (74%)	17 (18%)	8 (8%)	1	6
55	BU	23/27 (85%)	11 (48%)	10 (44%)	2 (9%)	1	5
59	BZ	374/405 (92%)	295 (79%)	58 (16%)	21 (6%)	2	13
All	All	6294/6697 (94%)	4435 (70%)	1170 (19%)	689 (11%)	0	3

All (689) Ramachandran outliers are listed below:

Mol	Chain	Res	Type
2	A1	30	VAL
2	A1	83	GLU

Continued on next page...

Continued from previous page...

Mol	Chain	Res	Type
3	A2	47	ASN
3	A2	70	GLN
4	A3	13	ILE
5	A4	26	SER
5	A4	43	TYR
5	A4	44	THR
6	A5	4	HIS
6	A5	12	SER
6	A5	24	ALA
6	A5	25	LEU
6	A5	49	CYS
6	A5	57	VAL
7	A6	16	CYS
7	A6	18	ARG
7	A6	20	ASN
7	A6	23	THR
7	A6	28	ARG
7	A6	31	PRO
7	A6	33	LYS
7	A6	34	LEU
7	A6	45	LYS
7	A6	46	HIS
9	A8	29	LYS
9	A8	31	HIS
9	A8	33	ASN
9	A8	34	TRP
9	A8	35	GLN
9	A8	46	ARG
10	A9	10	ILE
13	AC	39	GLU
13	AC	78	ALA
13	AC	105	ASP
13	AC	109	ASP
13	AC	173	ALA
13	AC	181	PRO
13	AC	217	THR
14	AD	24	ILE
14	AD	25	THR
14	AD	36	PRO
14	AD	109	ASP
14	AD	110	GLY
14	AD	127	VAL

Continued on next page...

Continued from previous page...

Mol	Chain	Res	Type
14	AD	239	ARG
15	AE	2	LYS
15	AE	29	GLY
15	AE	53	PRO
15	AE	54	GLN
15	AE	71	GLY
15	AE	76	ARG
15	AE	77	ILE
15	AE	88	GLY
15	AE	90	THR
15	AE	185	LYS
15	AE	186	GLY
15	AE	187	ALA
15	AE	201	THR
16	AF	3	GLU
16	AF	11	VAL
16	AF	14	PRO
16	AF	21	ALA
16	AF	26	ALA
16	AF	84	VAL
16	AF	89	VAL
16	AF	167	ALA
16	AF	168	ARG
16	AF	170	LEU
17	AG	3	LEU
17	AG	82	LEU
17	AG	86	MET
17	AG	87	PRO
17	AG	96	ARG
17	AG	126	ASP
18	AH	24	VAL
18	AH	29	PRO
18	AH	41	MET
18	AH	42	ARG
18	AH	46	GLU
18	AH	84	SER
18	AH	92	ILE
18	AH	137	ASP
18	AH	138	LYS
18	AH	159	GLU
18	AH	160	LYS
18	AH	170	ARG

Continued on next page...

Continued from previous page...

Mol	Chain	Res	Type
21	AN	8	GLN
21	AN	45	ASN
21	AN	64	GLY
21	AN	68	GLU
21	AN	133	GLN
21	AN	134	ARG
21	AN	135	PRO
22	AO	48	PRO
23	AP	10	PRO
23	AP	12	ALA
23	AP	18	ARG
23	AP	21	ARG
23	AP	35	HIS
23	AP	36	LYS
23	AP	40	SER
23	AP	47	ASP
23	AP	52	GLU
23	AP	57	THR
23	AP	71	VAL
23	AP	76	LYS
23	AP	81	GLN
23	AP	83	VAL
23	AP	106	LEU
23	AP	132	LYS
23	AP	149	GLU
24	AQ	2	LEU
24	AQ	28	ALA
24	AQ	135	ASP
25	AR	4	LEU
25	AR	12	ARG
25	AR	60	LEU
25	AR	88	ARG
25	AR	102	GLU
25	AR	103	ARG
25	AR	107	ASP
25	AR	117	VAL
26	AS	15	ARG
26	AS	23	ARG
26	AS	24	LEU
26	AS	59	LYS
26	AS	97	ARG
27	AT	24	PRO

Continued on next page...

Continued from previous page...

Mol	Chain	Res	Type
27	AT	28	VAL
27	AT	32	TYR
27	AT	80	SER
27	AT	84	GLN
27	AT	88	ILE
27	AT	107	ASP
28	AU	90	VAL
28	AU	91	ASP
29	AV	2	PHE
29	AV	24	LYS
29	AV	46	VAL
30	AW	11	ARG
30	AW	63	ASP
32	AY	17	SER
32	AY	27	VAL
32	AY	42	VAL
32	AY	51	VAL
32	AY	53	PRO
32	AY	56	PRO
32	AY	62	GLU
32	AY	77	PRO
32	AY	78	ALA
33	AZ	33	LEU
33	AZ	76	LEU
33	AZ	81	ARG
33	AZ	163	LEU
33	AZ	165	VAL
33	AZ	177	PRO
33	AZ	180	VAL
33	AZ	181	GLU
34	B2	133	LYS
36	BB	15	VAL
36	BB	18	GLY
36	BB	75	LYS
36	BB	97	TRP
36	BB	130	ARG
36	BB	165	VAL
36	BB	190	THR
36	BB	238	LEU
37	BC	47	LEU
37	BC	146	ALA
37	BC	156	ARG

Continued on next page...

Continued from previous page...

Mol	Chain	Res	Type
38	BD	3	ARG
38	BD	4	TYR
38	BD	18	LYS
38	BD	28	SER
38	BD	85	LYS
38	BD	110	PHE
38	BD	154	ASN
39	BE	21	ALA
40	BF	40	VAL
41	BG	8	GLU
41	BG	114	ARG
41	BG	153	HIS
43	BI	44	VAL
43	BI	58	ARG
43	BI	89	ASN
43	BI	95	LYS
44	BJ	36	GLY
45	BK	99	GLN
46	BL	18	VAL
46	BL	27	LEU
46	BL	28	LYS
46	BL	46	LYS
46	BL	79	GLU
46	BL	80	HIS
46	BL	91	LYS
46	BL	94	PRO
47	BM	5	ALA
47	BM	10	PRO
47	BM	12	ASN
47	BM	42	ALA
47	BM	43	THR
47	BM	67	GLU
47	BM	83	ASP
47	BM	90	LEU
47	BM	91	ARG
47	BM	120	LYS
47	BM	125	ARG
48	BN	14	PRO
48	BN	15	LYS
48	BN	20	ALA
48	BN	22	THR
48	BN	29	ARG

Continued on next page...

Continued from previous page...

Mol	Chain	Res	Type
48	BN	56	VAL
48	BN	59	ALA
48	BN	60	SER
49	BO	24	SER
50	BP	45	THR
50	BP	64	ALA
52	BR	45	SER
52	BR	46	GLU
53	BS	5	LEU
53	BS	28	LYS
53	BS	61	TYR
53	BS	62	ILE
54	BT	49	ALA
54	BT	71	THR
54	BT	99	LEU
55	BU	5	ASP
59	BZ	73	ALA
59	BZ	83	PRO
59	BZ	85	HIS
59	BZ	99	MET
59	BZ	130	TYR
59	BZ	141	VAL
59	BZ	216	ASP
59	BZ	220	PRO
59	BZ	328	GLY
59	BZ	338	TYR
1	A0	20	ARG
1	A0	74	ARG
1	A0	83	PRO
2	A1	53	VAL
2	A1	85	LEU
3	A2	12	GLU
4	A3	38	GLU
5	A4	5	ILE
6	A5	53	ALA
6	A5	54	GLY
7	A6	35	GLU
9	A8	40	GLU
10	A9	31	LYS
13	AC	95	GLY
13	AC	111	ASP
13	AC	132	GLY

Continued on next page...

Continued from previous page...

Mol	Chain	Res	Type
13	AC	135	GLY
14	AD	3	VAL
14	AD	26	LYS
14	AD	27	THR
14	AD	32	SER
14	AD	246	PRO
14	AD	267	SER
15	AE	56	PRO
15	AE	117	MET
15	AE	124	GLY
16	AF	9	ILE
16	AF	10	PRO
16	AF	64	ILE
16	AF	133	ASN
16	AF	134	GLY
17	AG	28	VAL
17	AG	118	ARG
17	AG	130	ASN
18	AH	20	ALA
18	AH	21	PRO
18	AH	30	LYS
18	AH	43	VAL
18	AH	44	VAL
18	AH	49	VAL
18	AH	156	ALA
21	AN	36	GLY
21	AN	50	ASP
21	AN	58	ASP
21	AN	63	THR
21	AN	129	PRO
21	AN	130	HIS
22	AO	5	GLN
22	AO	29	ASN
22	AO	89	ASN
22	AO	120	GLU
23	AP	9	ASN
23	AP	13	ASN
23	AP	19	VAL
23	AP	20	GLY
23	AP	31	ALA
23	AP	34	GLY
23	AP	46	LYS

Continued on next page...

Continued from previous page...

Mol	Chain	Res	Type
23	AP	56	SER
23	AP	61	ARG
23	AP	67	MET
23	AP	70	GLN
23	AP	110	TYR
23	AP	146	VAL
23	AP	147	LEU
25	AR	8	ARG
25	AR	14	SER
25	AR	58	GLY
25	AR	105	ARG
26	AS	13	ARG
26	AS	17	ARG
26	AS	103	GLU
26	AS	105	ALA
26	AS	107	GLU
27	AT	4	GLY
27	AT	91	ARG
27	AT	129	ARG
28	AU	93	LYS
28	AU	101	ARG
28	AU	102	GLU
29	AV	16	PRO
29	AV	18	LEU
29	AV	47	VAL
29	AV	67	GLY
29	AV	100	ARG
32	AY	3	VAL
32	AY	10	GLY
32	AY	21	LYS
32	AY	26	LYS
32	AY	29	GLU
32	AY	50	ARG
32	AY	61	ILE
32	AY	80	GLY
32	AY	81	LYS
32	AY	88	LYS
32	AY	89	PHE
32	AY	90	LEU
32	AY	101	LYS
33	AZ	120	ILE
33	AZ	136	PHE

Continued on next page...

Continued from previous page...

Mol	Chain	Res	Type
33	AZ	140	ASP
33	AZ	146	ILE
33	AZ	147	GLY
33	AZ	148	ASP
33	AZ	178	GLU
33	AZ	185	GLU
34	B2	131	GLU
36	BB	80	ILE
36	BB	93	VAL
36	BB	191	ASP
36	BB	236	TYR
36	BB	239	VAL
37	BC	9	GLY
37	BC	96	GLY
38	BD	5	ILE
38	BD	35	ARG
38	BD	49	ARG
38	BD	63	LYS
38	BD	176	LEU
38	BD	195	ALA
39	BE	12	LEU
41	BG	68	ASN
41	BG	149	ARG
41	BG	155	ARG
42	BH	14	ARG
43	BI	23	ASN
43	BI	42	ARG
43	BI	70	LYS
43	BI	100	GLY
43	BI	101	PHE
43	BI	105	ASP
44	BJ	59	SER
44	BJ	88	LEU
45	BK	27	ASN
45	BK	54	ARG
45	BK	90	GLY
45	BK	100	ALA
46	BL	63	GLY
46	BL	92	ASP
46	BL	95	GLY
46	BL	128	ALA
47	BM	7	VAL

Continued on next page...

Continued from previous page...

Mol	Chain	Res	Type
47	BM	11	ARG
47	BM	55	ARG
47	BM	60	VAL
47	BM	100	GLY
47	BM	114	ARG
48	BN	16	PHE
49	BO	88	ARG
50	BP	53	VAL
50	BP	78	GLY
52	BR	41	LYS
53	BS	10	PHE
53	BS	17	GLU
53	BS	30	LEU
53	BS	47	HIS
53	BS	80	TYR
54	BT	63	ILE
54	BT	101	GLY
54	BT	102	GLY
55	BU	6	ARG
59	BZ	310	ILE
3	A2	17	SER
3	A2	18	PRO
3	A2	68	ARG
4	A3	51	ALA
5	A4	28	LYS
5	A4	34	GLU
7	A6	6	ARG
9	A8	64	TYR
13	AC	62	VAL
13	AC	79	LYS
15	AE	8	LYS
15	AE	72	VAL
15	AE	75	VAL
15	AE	83	ASP
16	AF	22	ALA
16	AF	24	LEU
16	AF	130	ALA
16	AF	132	VAL
16	AF	141	ALA
16	AF	169	ASN
17	AG	115	ARG
17	AG	139	LEU

Continued on next page...

Continued from previous page...

Mol	Chain	Res	Type
17	AG	144	ILE
17	AG	163	ALA
18	AH	143	GLN
21	AN	42	TRP
21	AN	57	ALA
21	AN	59	LYS
23	AP	6	LEU
23	AP	23	PRO
23	AP	39	LYS
23	AP	51	PHE
24	AQ	54	MET
25	AR	86	ARG
26	AS	78	LEU
26	AS	88	ASP
26	AS	89	ARG
27	AT	12	SER
27	AT	17	THR
28	AU	89	GLU
29	AV	40	LEU
31	AX	21	PHE
32	AY	35	TYR
32	AY	55	TYR
32	AY	58	GLY
33	AZ	22	GLY
33	AZ	46	LYS
33	AZ	78	LYS
33	AZ	80	ARG
33	AZ	152	ALA
33	AZ	159	PRO
33	AZ	166	SER
33	AZ	168	GLU
36	BB	9	GLU
36	BB	87	ARG
36	BB	88	ALA
36	BB	153	ARG
36	BB	209	ARG
37	BC	8	ILE
37	BC	12	LEU
37	BC	107	GLN
37	BC	129	ALA
38	BD	24	GLU
38	BD	26	CYS

Continued on next page...

Continued from previous page...

Mol	Chain	Res	Type
38	BD	47	ARG
38	BD	66	ARG
38	BD	144	ASP
38	BD	166	LYS
39	BE	70	PRO
39	BE	146	ALA
40	BF	31	GLU
40	BF	43	LEU
41	BG	20	ASP
41	BG	108	ALA
43	BI	12	GLU
43	BI	98	PRO
43	BI	106	ALA
44	BJ	15	THR
44	BJ	41	PRO
44	BJ	57	LYS
46	BL	45	PRO
47	BM	124	PRO
48	BN	19	ARG
50	BP	19	ILE
50	BP	83	GLU
51	BQ	30	PRO
51	BQ	66	SER
52	BR	34	TYR
52	BR	54	ARG
53	BS	53	ASN
59	BZ	213	PRO
59	BZ	307	PRO
3	A2	64	LEU
5	A4	8	LYS
5	A4	36	CYS
7	A6	44	ARG
13	AC	208	PHE
13	AC	212	VAL
14	AD	79	VAL
14	AD	242	ARG
14	AD	244	ARG
14	AD	245	PRO
15	AE	69	LYS
15	AE	86	PRO
15	AE	130	GLY
15	AE	204	ALA

Continued on next page...

Continued from previous page...

Mol	Chain	Res	Type
16	AF	83	PHE
17	AG	97	ASP
17	AG	113	ARG
17	AG	175	LEU
18	AH	47	GLU
18	AH	77	LYS
23	AP	89	ALA
23	AP	108	LYS
24	AQ	121	ALA
25	AR	3	HIS
26	AS	51	ALA
26	AS	95	HIS
28	AU	66	ASN
29	AV	23	GLU
29	AV	97	LYS
30	AW	6	ILE
30	AW	36	LEU
30	AW	65	LEU
31	AX	40	LYS
32	AY	39	VAL
32	AY	92	ASN
32	AY	98	VAL
32	AY	99	CYS
33	AZ	45	ASP
33	AZ	113	ALA
33	AZ	151	HIS
33	AZ	169	GLU
36	BB	95	GLN
37	BC	206	GLU
38	BD	13	ARG
38	BD	75	PHE
39	BE	8	GLU
40	BF	29	ALA
43	BI	11	LYS
43	BI	93	ARG
44	BJ	24	VAL
44	BJ	29	ARG
45	BK	89	ALA
46	BL	19	ARG
46	BL	51	ALA
47	BM	6	GLY
54	BT	98	PRO

Continued on next page...

Continued from previous page...

Mol	Chain	Res	Type
59	BZ	221	PHE
1	A0	47	PRO
1	A0	57	PHE
2	A1	27	GLU
3	A2	26	ARG
5	A4	9	LEU
9	A8	12	LYS
9	A8	51	ALA
14	AD	12	SER
14	AD	125	ILE
14	AD	134	ARG
14	AD	201	HIS
15	AE	52	LEU
16	AF	142	TRP
16	AF	206	ILE
17	AG	43	LEU
17	AG	111	LEU
17	AG	122	PRO
17	AG	138	GLN
18	AH	85	LYS
18	AH	145	ALA
18	AH	154	PRO
21	AN	44	PRO
22	AO	27	GLY
22	AO	101	PRO
23	AP	25	SER
23	AP	65	ARG
23	AP	141	ALA
24	AQ	18	LYS
26	AS	104	GLY
27	AT	37	GLY
27	AT	92	GLY
28	AU	67	ALA
29	AV	22	VAL
29	AV	36	PRO
30	AW	59	VAL
31	AX	24	GLY
32	AY	5	MET
32	AY	30	VAL
32	AY	74	PRO
33	AZ	139	VAL
33	AZ	141	VAL

Continued on next page...

Continued from previous page...

Mol	Chain	Res	Type
34	B2	50	ASP
36	BB	8	LYS
36	BB	83	MET
36	BB	84	GLU
36	BB	157	ARG
37	BC	51	GLY
37	BC	160	ALA
38	BD	30	LYS
38	BD	70	ILE
38	BD	156	GLU
38	BD	159	ARG
38	BD	172	PRO
39	BE	121	LYS
41	BG	78	ARG
41	BG	88	PRO
42	BH	2	LEU
45	BK	74	ALA
59	BZ	40	PRO
59	BZ	364	PRO
5	A4	19	GLY
9	A8	37	SER
13	AC	107	TRP
13	AC	138	PRO
15	AE	55	ASN
17	AG	45	GLU
17	AG	177	GLY
26	AS	94	TYR
27	AT	27	THR
27	AT	78	LEU
28	AU	92	ARG
29	AV	15	GLU
29	AV	35	LEU
31	AX	94	GLY
32	AY	31	LEU
33	AZ	14	LYS
33	AZ	25	PRO
34	B2	66	GLY
36	BB	26	PRO
38	BD	7	PRO
38	BD	153	ARG
43	BI	24	GLY
43	BI	41	VAL

Continued on next page...

Continued from previous page...

Mol	Chain	Res	Type
43	BI	50	LEU
46	BL	127	GLU
54	BT	97	ALA
59	BZ	146	LEU
59	BZ	325	LYS
59	BZ	361	MET
1	A0	42	GLY
4	A3	2	PRO
7	A6	52	VAL
13	AC	22	ILE
14	AD	28	GLU
14	AD	236	GLY
21	AN	40	PRO
23	AP	37	GLY
26	AS	14	VAL
27	AT	121	ILE
30	AW	10	VAL
32	AY	75	ILE
33	AZ	12	GLY
36	BB	222	ILE
37	BC	207	VAL
44	BJ	90	LEU
13	AC	94	VAL
15	AE	175	VAL
16	AF	25	PRO
17	AG	17	PRO
24	AQ	55	VAL
26	AS	22	GLY
26	AS	98	VAL
30	AW	35	ILE
44	BJ	23	ILE
59	BZ	164	PRO
13	AC	113	VAL
14	AD	11	PRO
21	AN	5	VAL
21	AN	46	VAL
33	AZ	143	GLY
37	BC	197	GLY
39	BE	93	PRO
40	BF	44	GLY
49	BO	18	PHE
59	BZ	249	VAL

Continued on next page...

Continued from previous page...

Mol	Chain	Res	Type
13	AC	226	PRO
23	AP	122	PRO
24	AQ	27	VAL
27	AT	52	ILE
37	BC	55	VAL
43	BI	81	ILE
45	BK	48	ILE
45	BK	88	GLY
3	A2	50	ILE
7	A6	41	PRO
22	AO	4	PRO
27	AT	83	ILE
31	AX	12	VAL
33	AZ	61	LEU
21	AN	126	PRO

5.3.2 Protein sidechains ⓘ

In the following table, the Percentiles column shows the percent sidechain outliers of the chain as a percentile score with respect to all X-ray entries followed by that with respect to entries of similar resolution.

The Analysed column shows the number of residues for which the sidechain conformation was analysed, and the total number of residues.

Mol	Chain	Analysed	Rotameric	Outliers	Percentiles	
1	A0	66/67 (98%)	57 (86%)	9 (14%)	5	19
2	A1	78/83 (94%)	63 (81%)	15 (19%)	2	8
3	A2	66/67 (98%)	57 (86%)	9 (14%)	5	19
4	A3	51/52 (98%)	46 (90%)	5 (10%)	10	36
5	A4	39/63 (62%)	30 (77%)	9 (23%)	1	4
6	A5	51/52 (98%)	41 (80%)	10 (20%)	1	7
7	A6	49/52 (94%)	34 (69%)	15 (31%)	0	1
8	A7	41/42 (98%)	35 (85%)	6 (15%)	4	16
9	A8	53/55 (96%)	42 (79%)	11 (21%)	1	6
10	A9	34/34 (100%)	26 (76%)	8 (24%)	1	4
13	AC	180/181 (99%)	164 (91%)	16 (9%)	12	42
14	AD	217/218 (100%)	183 (84%)	34 (16%)	3	13

Continued on next page...

Continued from previous page...

Mol	Chain	Analysed	Rotameric	Outliers	Percentiles	
15	AE	165/166 (99%)	138 (84%)	27 (16%)	3	12
16	AF	165/166 (99%)	150 (91%)	15 (9%)	12	40
17	AG	155/156 (99%)	135 (87%)	20 (13%)	5	21
18	AH	132/148 (89%)	116 (88%)	16 (12%)	6	24
21	AN	117/119 (98%)	101 (86%)	16 (14%)	4	19
22	AO	100/100 (100%)	88 (88%)	12 (12%)	6	24
23	AP	112/116 (97%)	89 (80%)	23 (20%)	1	6
24	AQ	111/111 (100%)	90 (81%)	21 (19%)	2	8
25	AR	100/101 (99%)	85 (85%)	15 (15%)	3	15
26	AS	77/88 (88%)	67 (87%)	10 (13%)	5	21
27	AT	120/127 (94%)	91 (76%)	29 (24%)	1	3
28	AU	92/94 (98%)	82 (89%)	10 (11%)	8	30
29	AV	82/82 (100%)	72 (88%)	10 (12%)	6	24
30	AW	91/92 (99%)	77 (85%)	14 (15%)	3	14
31	AX	74/78 (95%)	67 (90%)	7 (10%)	11	38
32	AY	84/91 (92%)	69 (82%)	15 (18%)	2	10
33	AZ	161/179 (90%)	132 (82%)	29 (18%)	2	10
34	B2	120/120 (100%)	81 (68%)	39 (32%)	0	0
36	BB	202/220 (92%)	172 (85%)	30 (15%)	4	15
37	BC	160/188 (85%)	149 (93%)	11 (7%)	19	55
38	BD	180/181 (99%)	152 (84%)	28 (16%)	3	14
39	BE	115/123 (94%)	99 (86%)	16 (14%)	4	19
40	BF	90/90 (100%)	76 (84%)	14 (16%)	3	14
41	BG	126/127 (99%)	115 (91%)	11 (9%)	13	44
42	BH	119/119 (100%)	108 (91%)	11 (9%)	11	40
43	BI	98/99 (99%)	87 (89%)	11 (11%)	7	29
44	BJ	88/92 (96%)	74 (84%)	14 (16%)	3	13
45	BK	90/99 (91%)	84 (93%)	6 (7%)	20	56
46	BL	104/111 (94%)	91 (88%)	13 (12%)	6	22
47	BM	99/101 (98%)	84 (85%)	15 (15%)	3	14
48	BN	49/50 (98%)	41 (84%)	8 (16%)	3	12

Continued on next page...

Continued from previous page...

Mol	Chain	Analysed	Rotameric	Outliers	Percentiles	
49	BO	79/80 (99%)	72 (91%)	7 (9%)	12	42
50	BP	72/74 (97%)	64 (89%)	8 (11%)	8	29
51	BQ	94/97 (97%)	89 (95%)	5 (5%)	28	64
52	BR	61/77 (79%)	56 (92%)	5 (8%)	14	47
53	BS	69/80 (86%)	57 (83%)	12 (17%)	2	11
54	BT	76/82 (93%)	68 (90%)	8 (10%)	8	31
55	BU	19/22 (86%)	16 (84%)	3 (16%)	3	13
59	BZ	316/338 (94%)	275 (87%)	41 (13%)	5	21
All	All	5289/5550 (95%)	4537 (86%)	752 (14%)	4	18

All (752) residues with a non-rotameric sidechain are listed below:

Mol	Chain	Res	Type
1	A0	11	ARG
1	A0	12	ASN
1	A0	20	ARG
1	A0	27	GLU
1	A0	41	ARG
1	A0	44	ARG
1	A0	62	LEU
1	A0	64	ASP
1	A0	84	LEU
2	A1	3	LYS
2	A1	13	ILE
2	A1	17	SER
2	A1	26	ARG
2	A1	37	ILE
2	A1	40	ARG
2	A1	45	ASN
2	A1	46	LEU
2	A1	57	GLU
2	A1	61	ARG
2	A1	69	LYS
2	A1	73	LEU
2	A1	80	LEU
2	A1	83	GLU
2	A1	92	LYS
3	A2	7	ARG
3	A2	10	LEU

Continued on next page...

Continued from previous page...

Mol	Chain	Res	Type
3	A2	16	LEU
3	A2	21	LEU
3	A2	24	LEU
3	A2	33	MET
3	A2	52	ASP
3	A2	53	LEU
3	A2	68	ARG
4	A3	6	VAL
4	A3	8	LEU
4	A3	35	ARG
4	A3	38	GLU
4	A3	46	ASN
5	A4	5	ILE
5	A4	9	LEU
5	A4	16	CYS
5	A4	20	ASN
5	A4	22	ILE
5	A4	27	THR
5	A4	32	TYR
5	A4	34	GLU
5	A4	40	HIS
6	A5	3	LYS
6	A5	4	HIS
6	A5	6	VAL
6	A5	25	LEU
6	A5	29	THR
6	A5	33	CYS
6	A5	49	CYS
6	A5	51	TYR
6	A5	52	TYR
6	A5	57	VAL
7	A6	6	ARG
7	A6	9	LEU
7	A6	10	LEU
7	A6	11	LEU
7	A6	14	THR
7	A6	18	ARG
7	A6	19	ARG
7	A6	26	ASN
7	A6	31	PRO
7	A6	36	LEU
7	A6	37	ARG

Continued on next page...

Continued from previous page...

Mol	Chain	Res	Type
7	A6	45	LYS
7	A6	48	VAL
7	A6	52	VAL
7	A6	53	LYS
8	A7	1	MET
8	A7	8	ASN
8	A7	10	ARG
8	A7	24	THR
8	A7	34	ARG
8	A7	48	LYS
9	A8	6	THR
9	A8	30	ARG
9	A8	31	HIS
9	A8	32	LEU
9	A8	34	TRP
9	A8	44	LYS
9	A8	47	LYS
9	A8	49	VAL
9	A8	56	GLU
9	A8	61	LEU
9	A8	64	TYR
10	A9	1	MET
10	A9	2	LYS
10	A9	11	CYS
10	A9	17	ILE
10	A9	18	ARG
10	A9	28	GLU
10	A9	29	ASN
10	A9	34	GLN
13	AC	5	LYS
13	AC	14	VAL
13	AC	36	LYS
13	AC	55	ASP
13	AC	85	GLU
13	AC	108	MET
13	AC	111	ASP
13	AC	118	ASP
13	AC	137	LEU
13	AC	139	ASN
13	AC	147	PHE
13	AC	167	LYS
13	AC	183	GLU

Continued on next page...

Continued from previous page...

Mol	Chain	Res	Type
13	AC	188	ASN
13	AC	215	THR
13	AC	225	ASN
14	AD	10	THR
14	AD	24	ILE
14	AD	26	LYS
14	AD	28	GLU
14	AD	35	LYS
14	AD	37	LEU
14	AD	43	ARG
14	AD	44	ASN
14	AD	46	GLN
14	AD	52	ARG
14	AD	59	LYS
14	AD	61	LEU
14	AD	65	ILE
14	AD	69	ARG
14	AD	75	ILE
14	AD	89	SER
14	AD	92	ILE
14	AD	94	LEU
14	AD	103	ARG
14	AD	109	ASP
14	AD	112	GLN
14	AD	131	LEU
14	AD	141	VAL
14	AD	155	LEU
14	AD	166	GLN
14	AD	176	ARG
14	AD	192	THR
14	AD	221	VAL
14	AD	239	ARG
14	AD	242	ARG
14	AD	254	THR
14	AD	257	LEU
14	AD	260	ARG
14	AD	275	LYS
15	AE	7	VAL
15	AE	17	ASP
15	AE	18	ASP
15	AE	33	VAL
15	AE	55	ASN

Continued on next page...

Continued from previous page...

Mol	Chain	Res	Type
15	AE	57	LYS
15	AE	58	ARG
15	AE	61	ARG
15	AE	63	LEU
15	AE	64	LYS
15	AE	67	PHE
15	AE	69	LYS
15	AE	76	ARG
15	AE	78	LEU
15	AE	79	ARG
15	AE	89	ASP
15	AE	121	ASN
15	AE	128	SER
15	AE	129	HIS
15	AE	144	ARG
15	AE	169	ASN
15	AE	175	VAL
15	AE	181	LEU
15	AE	188	VAL
15	AE	195	LEU
15	AE	197	ILE
15	AE	203	LYS
16	AF	19	GLU
16	AF	27	GLU
16	AF	28	ILE
16	AF	40	GLN
16	AF	53	THR
16	AF	65	TRP
16	AF	70	THR
16	AF	78	ILE
16	AF	122	LYS
16	AF	125	LEU
16	AF	149	ASP
16	AF	160	ASN
16	AF	162	LEU
16	AF	169	ASN
16	AF	195	ASP
17	AG	7	LEU
17	AG	12	TYR
17	AG	21	ARG
17	AG	26	GLN
17	AG	33	ARG

Continued on next page...

Continued from previous page...

Mol	Chain	Res	Type
17	AG	36	LYS
17	AG	52	ILE
17	AG	59	GLU
17	AG	60	LEU
17	AG	67	LYS
17	AG	80	PHE
17	AG	125	PHE
17	AG	136	ARG
17	AG	139	LEU
17	AG	143	GLU
17	AG	145	THR
17	AG	146	TYR
17	AG	153	ARG
17	AG	164	GLU
17	AG	166	ASP
18	AH	43	VAL
18	AH	52	VAL
18	AH	53	GLU
18	AH	54	ARG
18	AH	65	HIS
18	AH	85	LYS
18	AH	89	ILE
18	AH	98	LEU
18	AH	99	VAL
18	AH	104	GLU
18	AH	105	LEU
18	AH	139	GLN
18	AH	143	GLN
18	AH	153	LYS
18	AH	157	TYR
18	AH	162	ILE
21	AN	1	MET
21	AN	4	TYR
21	AN	19	GLU
21	AN	22	THR
21	AN	23	LEU
21	AN	25	ARG
21	AN	32	THR
21	AN	37	LYS
21	AN	45	ASN
21	AN	48	MET
21	AN	56	ASN

Continued on next page...

Continued from previous page...

Mol	Chain	Res	Type
21	AN	63	THR
21	AN	65	LYS
21	AN	87	LEU
21	AN	99	LEU
21	AN	119	ARG
22	AO	4	PRO
22	AO	8	LEU
22	AO	9	GLU
22	AO	22	ILE
22	AO	23	ARG
22	AO	26	LYS
22	AO	34	THR
22	AO	48	PRO
22	AO	49	ARG
22	AO	92	GLU
22	AO	98	VAL
22	AO	112	MET
23	AP	16	ARG
23	AP	21	ARG
23	AP	27	HIS
23	AP	35	HIS
23	AP	36	LYS
23	AP	39	LYS
23	AP	45	LEU
23	AP	48	PRO
23	AP	52	GLU
23	AP	55	ARG
23	AP	57	THR
23	AP	59	LEU
23	AP	61	ARG
23	AP	62	LEU
23	AP	65	ARG
23	AP	67	MET
23	AP	70	GLN
23	AP	85	LEU
23	AP	100	LEU
23	AP	108	LYS
23	AP	110	TYR
23	AP	112	LEU
23	AP	133	SER
24	AQ	1	MET
24	AQ	5	ARG

Continued on next page...

Continued from previous page...

Mol	Chain	Res	Type
24	AQ	16	ARG
24	AQ	37	LEU
24	AQ	42	ILE
24	AQ	45	GLN
24	AQ	46	GLN
24	AQ	51	ARG
24	AQ	55	VAL
24	AQ	56	ARG
24	AQ	58	PHE
24	AQ	59	ARG
24	AQ	60	ARG
24	AQ	74	TYR
24	AQ	79	LEU
24	AQ	89	ASN
24	AQ	110	THR
24	AQ	133	ARG
24	AQ	135	ASP
24	AQ	137	TYR
24	AQ	138	ASP
25	AR	2	ARG
25	AR	3	HIS
25	AR	8	ARG
25	AR	14	SER
25	AR	36	THR
25	AR	40	LYS
25	AR	45	ARG
25	AR	57	ARG
25	AR	71	GLN
25	AR	75	LEU
25	AR	76	VAL
25	AR	99	LYS
25	AR	100	LEU
25	AR	111	LEU
25	AR	114	VAL
26	AS	11	LYS
26	AS	12	PHE
26	AS	15	ARG
26	AS	17	ARG
26	AS	29	PHE
26	AS	36	TYR
26	AS	73	LEU
26	AS	97	ARG

Continued on next page...

Continued from previous page...

Mol	Chain	Res	Type
26	AS	103	GLU
26	AS	106	ARG
27	AT	6	LEU
27	AT	7	ILE
27	AT	13	ARG
27	AT	16	ARG
27	AT	18	ASP
27	AT	23	ARG
27	AT	29	ARG
27	AT	32	TYR
27	AT	38	ASN
27	AT	39	ARG
27	AT	41	ARG
27	AT	49	VAL
27	AT	53	ARG
27	AT	57	PHE
27	AT	58	ASN
27	AT	59	THR
27	AT	61	PHE
27	AT	62	THR
27	AT	65	LYS
27	AT	78	LEU
27	AT	82	LEU
27	AT	89	VAL
27	AT	90	GLN
27	AT	93	ARG
27	AT	98	LYS
27	AT	99	LEU
27	AT	124	ASP
27	AT	128	GLU
27	AT	133	GLU
28	AU	11	ARG
28	AU	14	HIS
28	AU	18	LEU
28	AU	60	LEU
28	AU	66	ASN
28	AU	74	LEU
28	AU	92	ARG
28	AU	97	ASP
28	AU	102	GLU
28	AU	108	GLU
29	AV	13	ARG

Continued on next page...

Continued from previous page...

Mol	Chain	Res	Type
29	AV	18	LEU
29	AV	19	LYS
29	AV	21	ARG
29	AV	39	LEU
29	AV	40	LEU
29	AV	47	VAL
29	AV	71	LEU
29	AV	89	GLN
29	AV	99	ILE
30	AW	11	ARG
30	AW	17	VAL
30	AW	19	LEU
30	AW	51	LEU
30	AW	52	GLU
30	AW	71	VAL
30	AW	76	VAL
30	AW	88	ARG
30	AW	90	ARG
30	AW	96	ILE
30	AW	99	ARG
30	AW	101	SER
30	AW	104	THR
30	AW	107	LEU
31	AX	14	SER
31	AX	27	THR
31	AX	28	PHE
31	AX	45	THR
31	AX	57	LEU
31	AX	68	ARG
31	AX	80	ILE
32	AY	2	ARG
32	AY	6	HIS
32	AY	7	VAL
32	AY	9	LYS
32	AY	32	PRO
32	AY	53	PRO
32	AY	55	TYR
32	AY	56	PRO
32	AY	57	GLN
32	AY	62	GLU
32	AY	76	CYS
32	AY	77	PRO

Continued on next page...

Continued from previous page...

Mol	Chain	Res	Type
32	AY	79	CYS
32	AY	83	THR
32	AY	89	PHE
33	AZ	3	TYR
33	AZ	5	LEU
33	AZ	6	LYS
33	AZ	19	ARG
33	AZ	24	LEU
33	AZ	28	MET
33	AZ	31	ARG
33	AZ	38	TYR
33	AZ	65	GLN
33	AZ	70	LEU
33	AZ	72	ARG
33	AZ	76	LEU
33	AZ	81	ARG
33	AZ	87	ASP
33	AZ	92	SER
33	AZ	97	GLU
33	AZ	103	ARG
33	AZ	121	HIS
33	AZ	123	ASP
33	AZ	125	LEU
33	AZ	127	LYS
33	AZ	148	ASP
33	AZ	150	LEU
33	AZ	155	LEU
33	AZ	163	LEU
33	AZ	166	SER
33	AZ	174	VAL
33	AZ	178	GLU
33	AZ	180	VAL
34	B2	1	MET
34	B2	4	VAL
34	B2	6	GLU
34	B2	7	ASN
34	B2	8	ARG
34	B2	9	ARG
34	B2	11	ARG
34	B2	12	HIS
34	B2	13	ASP
34	B2	16	ILE

Continued on next page...

Continued from previous page...

Mol	Chain	Res	Type
34	B2	17	LEU
34	B2	18	GLU
34	B2	24	ILE
34	B2	29	THR
34	B2	34	LEU
34	B2	38	LYS
34	B2	48	PHE
34	B2	49	GLU
34	B2	50	ASP
34	B2	52	GLU
34	B2	60	ILE
34	B2	68	TYR
34	B2	70	ASN
34	B2	77	ARG
34	B2	88	ARG
34	B2	89	LEU
34	B2	90	LEU
34	B2	95	GLN
34	B2	98	LEU
34	B2	110	ARG
34	B2	119	LEU
34	B2	124	LYS
34	B2	126	TYR
34	B2	129	ARG
34	B2	130	ARG
34	B2	133	LYS
34	B2	137	VAL
34	B2	138	ARG
34	B2	144	LEU
36	BB	16	HIS
36	BB	17	PHE
36	BB	24	TRP
36	BB	36	ARG
36	BB	42	ILE
36	BB	44	LEU
36	BB	45	GLN
36	BB	51	LEU
36	BB	53	ARG
36	BB	56	ARG
36	BB	63	MET
36	BB	69	LEU
36	BB	80	ILE

Continued on next page...

Continued from previous page...

Mol	Chain	Res	Type
36	BB	90	MET
36	BB	111	ARG
36	BB	137	ARG
36	BB	145	LEU
36	BB	146	GLN
36	BB	162	ILE
36	BB	170	GLU
36	BB	172	ILE
36	BB	178	ARG
36	BB	187	LEU
36	BB	189	ASP
36	BB	193	ASP
36	BB	196	LEU
36	BB	200	ILE
36	BB	213	LEU
36	BB	221	LEU
36	BB	236	TYR
37	BC	5	ILE
37	BC	14	ILE
37	BC	16	ARG
37	BC	29	TYR
37	BC	47	LEU
37	BC	85	ARG
37	BC	107	GLN
37	BC	144	SER
37	BC	178	LEU
37	BC	188	LEU
37	BC	191	THR
38	BD	3	ARG
38	BD	9	CYS
38	BD	13	ARG
38	BD	15	GLU
38	BD	20	TYR
38	BD	27	TYR
38	BD	34	GLU
38	BD	38	TYR
38	BD	58	LEU
38	BD	59	ARG
38	BD	62	GLN
38	BD	67	ILE
38	BD	78	LEU
38	BD	86	LYS

Continued on next page...

Continued from previous page...

Mol	Chain	Res	Type
38	BD	101	LEU
38	BD	107	ARG
38	BD	110	PHE
38	BD	129	ASN
38	BD	131	ARG
38	BD	135	LEU
38	BD	144	ASP
38	BD	145	GLU
38	BD	156	GLU
38	BD	190	ASP
38	BD	193	ASP
38	BD	194	LEU
38	BD	200	GLU
38	BD	209	ARG
39	BE	10	MET
39	BE	11	ILE
39	BE	12	LEU
39	BE	13	ILE
39	BE	16	THR
39	BE	20	GLN
39	BE	56	GLN
39	BE	66	MET
39	BE	72	GLN
39	BE	73	ASN
39	BE	79	GLU
39	BE	80	ILE
39	BE	91	LEU
39	BE	93	PRO
39	BE	107	ARG
39	BE	121	LYS
40	BF	14	LEU
40	BF	21	LEU
40	BF	25	ILE
40	BF	31	GLU
40	BF	32	ASN
40	BF	43	LEU
40	BF	57	GLN
40	BF	63	TYR
40	BF	69	GLU
40	BF	83	ASP
40	BF	86	ARG
40	BF	87	ARG

Continued on next page...

Continued from previous page...

Mol	Chain	Res	Type
40	BF	92	LYS
40	BF	98	LEU
41	BG	8	GLU
41	BG	13	GLN
41	BG	21	VAL
41	BG	37	ASN
41	BG	77	SER
41	BG	78	ARG
41	BG	84	ASN
41	BG	89	MET
41	BG	111	ARG
41	BG	144	MET
41	BG	156	TRP
42	BH	1	MET
42	BH	2	LEU
42	BH	14	ARG
42	BH	19	VAL
42	BH	52	ASP
42	BH	81	HIS
42	BH	91	ARG
42	BH	102	ARG
42	BH	104	ARG
42	BH	119	LEU
42	BH	127	LEU
43	BI	10	ARG
43	BI	47	LEU
43	BI	75	ASP
43	BI	91	ASP
43	BI	93	ARG
43	BI	95	LYS
43	BI	112	LYS
43	BI	114	TYR
43	BI	120	ARG
43	BI	121	ARG
43	BI	128	ARG
44	BJ	16	LEU
44	BJ	22	LYS
44	BJ	40	LEU
44	BJ	48	THR
44	BJ	50	ILE
44	BJ	51	ARG
44	BJ	55	LYS

Continued on next page...

Continued from previous page...

Mol	Chain	Res	Type
44	BJ	57	LYS
44	BJ	62	HIS
44	BJ	63	PHE
44	BJ	73	ASP
44	BJ	78	ASN
44	BJ	96	ILE
44	BJ	98	ILE
45	BK	29	ILE
45	BK	75	TYR
45	BK	81	ASP
45	BK	104	GLN
45	BK	114	VAL
45	BK	117	ASN
46	BL	16	GLU
46	BL	20	LYS
46	BL	27	LEU
46	BL	41	ARG
46	BL	46	LYS
46	BL	53	ARG
46	BL	65	GLU
46	BL	67	THR
46	BL	80	HIS
46	BL	89	ARG
46	BL	92	ASP
46	BL	94	PRO
46	BL	122	THR
47	BM	9	ILE
47	BM	12	ASN
47	BM	23	TYR
47	BM	47	ASP
47	BM	56	LEU
47	BM	57	ARG
47	BM	64	TRP
47	BM	67	GLU
47	BM	81	LEU
47	BM	90	LEU
47	BM	93	ARG
47	BM	98	VAL
47	BM	108	ARG
47	BM	115	LYS
47	BM	120	LYS
48	BN	12	ARG

Continued on next page...

Continued from previous page...

Mol	Chain	Res	Type
48	BN	14	PRO
48	BN	18	VAL
48	BN	22	THR
48	BN	29	ARG
48	BN	33	VAL
48	BN	42	ILE
48	BN	46	GLU
49	BO	3	ILE
49	BO	7	GLU
49	BO	38	ARG
49	BO	39	LEU
49	BO	81	LEU
49	BO	82	ILE
49	BO	88	ARG
50	BP	1	MET
50	BP	20	VAL
50	BP	33	ILE
50	BP	38	TYR
50	BP	58	TYR
50	BP	65	GLN
50	BP	67	THR
50	BP	82	GLN
51	BQ	7	THR
51	BQ	16	GLN
51	BQ	37	LYS
51	BQ	38	ARG
51	BQ	52	LYS
52	BR	28	GLU
52	BR	31	LEU
52	BR	32	ARG
52	BR	36	ASN
52	BR	76	LEU
53	BS	5	LEU
53	BS	6	LYS
53	BS	7	LYS
53	BS	15	LEU
53	BS	27	GLU
53	BS	29	ARG
53	BS	37	ARG
53	BS	39	THR
53	BS	41	VAL
53	BS	44	MET

Continued on next page...

Continued from previous page...

Mol	Chain	Res	Type
53	BS	63	THR
53	BS	65	ASN
54	BT	10	LEU
54	BT	23	ARG
54	BT	26	ASN
54	BT	30	LYS
54	BT	36	LEU
54	BT	45	GLN
54	BT	62	LEU
54	BT	74	LYS
55	BU	5	ASP
55	BU	15	ARG
55	BU	18	TYR
59	BZ	20	VAL
59	BZ	85	HIS
59	BZ	88	TYR
59	BZ	100	ASP
59	BZ	116	THR
59	BZ	126	VAL
59	BZ	140	MET
59	BZ	146	LEU
59	BZ	147	LEU
59	BZ	148	ASP
59	BZ	166	ASP
59	BZ	168	VAL
59	BZ	174	SER
59	BZ	182	MET
59	BZ	185	ASN
59	BZ	212	THR
59	BZ	215	ARG
59	BZ	218	ASP
59	BZ	225	VAL
59	BZ	230	THR
59	BZ	244	ARG
59	BZ	247	VAL
59	BZ	253	VAL
59	BZ	262	THR
59	BZ	268	THR
59	BZ	271	GLU
59	BZ	277	LEU
59	BZ	279	GLU
59	BZ	288	LEU

Continued on next page...

Continued from previous page...

Mol	Chain	Res	Type
59	BZ	311	THR
59	BZ	316	PHE
59	BZ	330	ARG
59	BZ	331	HIS
59	BZ	336	THR
59	BZ	349	VAL
59	BZ	360	GLU
59	BZ	364	PRO
59	BZ	366	ASP
59	BZ	367	ASN
59	BZ	399	VAL
59	BZ	404	LEU

Some sidechains can be flipped to improve hydrogen bonding and reduce clashes. All (153) such sidechains are listed below:

Mol	Chain	Res	Type
1	A0	17	GLN
1	A0	40	GLN
1	A0	70	GLN
2	A1	45	ASN
2	A1	47	GLN
3	A2	43	GLN
4	A3	19	GLN
4	A3	46	ASN
4	A3	52	HIS
5	A4	20	ASN
5	A4	47	GLN
6	A5	22	HIS
7	A6	29	ASN
8	A7	8	ASN
10	A9	29	ASN
10	A9	32	HIS
13	AC	3	HIS
13	AC	57	ASN
13	AC	66	HIS
13	AC	139	ASN
14	AD	44	ASN
14	AD	58	HIS
14	AD	96	HIS
14	AD	115	GLN
14	AD	126	GLN
14	AD	166	GLN

Continued on next page...

Continued from previous page...

Mol	Chain	Res	Type
14	AD	186	HIS
14	AD	198	ASN
14	AD	253	GLN
15	AE	48	GLN
15	AE	54	GLN
15	AE	55	ASN
15	AE	121	ASN
15	AE	129	HIS
15	AE	159	HIS
15	AE	169	ASN
15	AE	192	ASN
16	AF	40	GLN
16	AF	69	HIS
16	AF	75	HIS
16	AF	133	ASN
16	AF	160	ASN
16	AF	169	ASN
17	AG	40	ASN
17	AG	123	ASN
18	AH	65	HIS
18	AH	74	ASN
18	AH	143	GLN
18	AH	147	ASN
21	AN	45	ASN
21	AN	56	ASN
21	AN	131	GLN
22	AO	82	ASN
22	AO	89	ASN
23	AP	38	GLN
23	AP	70	GLN
23	AP	84	ASN
23	AP	128	HIS
24	AQ	12	GLN
24	AQ	141	GLN
25	AR	3	HIS
25	AR	13	HIS
25	AR	16	HIS
25	AR	23	ASN
25	AR	71	GLN
26	AS	34	HIS
27	AT	38	ASN
27	AT	43	GLN

Continued on next page...

Continued from previous page...

Mol	Chain	Res	Type
27	AT	58	ASN
27	AT	79	HIS
27	AT	90	GLN
28	AU	14	HIS
28	AU	49	HIS
28	AU	66	ASN
28	AU	81	HIS
28	AU	94	ASN
29	AV	11	GLN
30	AW	34	ASN
30	AW	40	ASN
30	AW	57	ASN
30	AW	102	HIS
30	AW	111	HIS
31	AX	31	HIS
31	AX	41	ASN
31	AX	55	ASN
31	AX	87	GLN
33	AZ	34	ASN
33	AZ	118	GLN
34	B2	7	ASN
34	B2	95	GLN
36	BB	37	ASN
36	BB	45	GLN
36	BB	76	GLN
36	BB	78	GLN
36	BB	146	GLN
36	BB	204	ASN
37	BC	28	GLN
37	BC	107	GLN
37	BC	118	GLN
37	BC	170	GLN
37	BC	176	HIS
38	BD	62	GLN
38	BD	74	GLN
38	BD	129	ASN
38	BD	161	ASN
39	BE	20	GLN
39	BE	73	ASN
40	BF	7	ASN
40	BF	27	GLN
40	BF	32	ASN

Continued on next page...

Continued from previous page...

Mol	Chain	Res	Type
40	BF	84	ASN
40	BF	100	ASN
41	BG	11	GLN
41	BG	13	GLN
41	BG	28	ASN
41	BG	37	ASN
41	BG	68	ASN
41	BG	148	ASN
42	BH	82	HIS
43	BI	31	GLN
43	BI	89	ASN
43	BI	124	GLN
44	BJ	56	HIS
44	BJ	68	HIS
44	BJ	78	ASN
45	BK	38	ASN
45	BK	93	GLN
45	BK	117	ASN
46	BL	8	ASN
46	BL	9	GLN
46	BL	49	ASN
46	BL	75	HIS
47	BM	12	ASN
47	BM	40	ASN
47	BM	77	ASN
47	BM	92	HIS
48	BN	49	HIS
49	BO	37	ASN
49	BO	46	HIS
49	BO	62	GLN
50	BP	76	GLN
51	BQ	16	GLN
51	BQ	26	GLN
53	BS	14	HIS
53	BS	47	HIS
54	BT	26	ASN
54	BT	42	GLN
54	BT	75	ASN
59	BZ	19	HIS
59	BZ	98	GLN
59	BZ	159	ASN
59	BZ	185	ASN

Continued on next page...

Continued from previous page...

Mol	Chain	Res	Type
59	BZ	302	GLN

5.3.3 RNA ⓘ

Mol	Chain	Analysed	Backbone Outliers	Pucker Outliers
11	AA	2900/2915 (99%)	536 (18%)	63 (2%)
12	AB	118/122 (96%)	27 (22%)	4 (3%)
35	BA	1503/1522 (98%)	248 (16%)	56 (3%)
56	BV	76/77 (98%)	12 (15%)	2 (2%)
56	BW	76/77 (98%)	11 (14%)	2 (2%)
57	BX	4/19 (21%)	1 (25%)	0
58	BY	60/90 (66%)	22 (36%)	13 (21%)
All	All	4737/4822 (98%)	857 (18%)	140 (2%)

All (857) RNA backbone outliers are listed below:

Mol	Chain	Res	Type
11	AA	9	U
11	AA	10	G
11	AA	32	C
11	AA	34	C
11	AA	45	C
11	AA	49	A
11	AA	50	U
11	AA	71	A
11	AA	72	U
11	AA	74	A
11	AA	75	G
11	AA	83	G
11	AA	84	A
11	AA	88	G
11	AA	90	U
11	AA	92	A
11	AA	94	C
11	AA	95	G
11	AA	100	G
11	AA	102	G
11	AA	118	A
11	AA	119	A
11	AA	120	U
11	AA	139(A)	G

Continued on next page...

Continued from previous page...

Mol	Chain	Res	Type
11	AA	140	G
11	AA	146	G
11	AA	173	G
11	AA	174	C
11	AA	181	A
11	AA	196	A
11	AA	197	A
11	AA	199	A
11	AA	204	A
11	AA	205	G
11	AA	216	A
11	AA	221	A
11	AA	222	A
11	AA	228	A
11	AA	229	A
11	AA	230	U
11	AA	238	C
11	AA	248	G
11	AA	252	G
11	AA	261	G
11	AA	264	C
11	AA	265	A
11	AA	266	G
11	AA	271(K)	U
11	AA	271(L)	U
11	AA	271(M)	G
11	AA	271(N)	U
11	AA	271(O)	C
11	AA	271(P)	C
11	AA	271(R)	G
11	AA	272(A)	U
11	AA	272(B)	G
11	AA	272(I)	U
11	AA	276	A
11	AA	278	A
11	AA	299	A
11	AA	311	A
11	AA	329	G
11	AA	330	A
11	AA	331	A
11	AA	332	A
11	AA	333	G

Continued on next page...

Continued from previous page...

Mol	Chain	Res	Type
11	AA	352	G
11	AA	353	G
11	AA	358	U
11	AA	362	U
11	AA	363(D)	G
11	AA	363(E)	U
11	AA	363(F)	A
11	AA	364	C
11	AA	372	G
11	AA	386	G
11	AA	387	U
11	AA	388	G
11	AA	396	G
11	AA	405	U
11	AA	406	G
11	AA	411	G
11	AA	412	A
11	AA	418	G
11	AA	428	A
11	AA	444	C
11	AA	448	U
11	AA	454	A
11	AA	456	C
11	AA	457	A
11	AA	470	A
11	AA	473	G
11	AA	480	A
11	AA	481	G
11	AA	494	G
11	AA	505	A
11	AA	508	G
11	AA	509	C
11	AA	512	G
11	AA	527	C
11	AA	528	A
11	AA	530	G
11	AA	531	C
11	AA	532	A
11	AA	533	G
11	AA	563	G
11	AA	573	G
11	AA	575	A

Continued on next page...

Continued from previous page...

Mol	Chain	Res	Type
11	AA	586	A
11	AA	588	U
11	AA	603	A
11	AA	604	G
11	AA	607	U
11	AA	613	G
11	AA	614(B)	G
11	AA	615	G
11	AA	620	G
11	AA	622	G
11	AA	627	A
11	AA	629	G
11	AA	637	A
11	AA	645	C
11	AA	646	A
11	AA	651	G
11	AA	653	A
11	AA	654(I)	C
11	AA	654(J)	A
11	AA	654(K)	C
11	AA	654(M)	C
11	AA	654(O)	G
11	AA	656	G
11	AA	657	U
11	AA	686	G
11	AA	708	C
11	AA	717	G
11	AA	722	A
11	AA	730	C
11	AA	753	C
11	AA	764	A
11	AA	765	G
11	AA	776	G
11	AA	782	A
11	AA	784	A
11	AA	785	G
11	AA	787	U
11	AA	790	C
11	AA	791	C
11	AA	792	G
11	AA	805	G
11	AA	812	C

Continued on next page...

Continued from previous page...

Mol	Chain	Res	Type
11	AA	819	A
11	AA	827	U
11	AA	828	U
11	AA	830	G
11	AA	848	G
11	AA	857	C
11	AA	859	G
11	AA	866	A
11	AA	871	U
11	AA	878	A
11	AA	886	C
11	AA	887	A
11	AA	889	C
11	AA	890	A
11	AA	896	A
11	AA	897	C
11	AA	910	A
11	AA	917	A
11	AA	926	A
11	AA	932	G
11	AA	933	A
11	AA	941	A
11	AA	945	A
11	AA	946	G
11	AA	958	U
11	AA	959	A
11	AA	961	C
11	AA	965	C
11	AA	974	G
11	AA	975	C
11	AA	983	A
11	AA	996	A
11	AA	1011	G
11	AA	1012	U
11	AA	1013	C
11	AA	1022	G
11	AA	1023	U
11	AA	1025	G
11	AA	1026	U
11	AA	1033	U
11	AA	1039	G
11	AA	1045	A

Continued on next page...

Continued from previous page...

Mol	Chain	Res	Type
11	AA	1046	A
11	AA	1047	G
11	AA	1048	A
11	AA	1053	C
11	AA	1059	G
11	AA	1061	U
11	AA	1062	G
11	AA	1065	U
11	AA	1067	A
11	AA	1068	G
11	AA	1069	A
11	AA	1070	A
11	AA	1071	G
11	AA	1073	A
11	AA	1079	C
11	AA	1087	G
11	AA	1088	A
11	AA	1090	U
11	AA	1091	G
11	AA	1101	U
11	AA	1108	U
11	AA	1111	A
11	AA	1112	G
11	AA	1114	G
11	AA	1130	U
11	AA	1135	C
11	AA	1136	G
11	AA	1140	C
11	AA	1142	U
11	AA	1155	A
11	AA	1171	G
11	AA	1174	A
11	AA	1175	U
11	AA	1176	G
11	AA	1178	C
11	AA	1195	G
11	AA	1210	A
11	AA	1211	U
11	AA	1223	G
11	AA	1247	A
11	AA	1248	G
11	AA	1253	A

Continued on next page...

Continued from previous page...

Mol	Chain	Res	Type
11	AA	1256	G
11	AA	1265	A
11	AA	1271	G
11	AA	1272	A
11	AA	1273	U
11	AA	1300	U
11	AA	1301	A
11	AA	1302	A
11	AA	1314	C
11	AA	1321	A
11	AA	1332	G
11	AA	1349	A
11	AA	1359	A
11	AA	1365	A
11	AA	1378	A
11	AA	1379	A
11	AA	1380	G
11	AA	1384	A
11	AA	1385	G
11	AA	1396	U
11	AA	1407	C
11	AA	1416	G
11	AA	1417	C
11	AA	1419	A
11	AA	1421	G
11	AA	1427	A
11	AA	1428	C
11	AA	1445	A
11	AA	1449	A
11	AA	1450	G
11	AA	1455	G
11	AA	1460	A
11	AA	1461	G
11	AA	1467	C
11	AA	1471	A
11	AA	1475	G
11	AA	1478	G
11	AA	1482	G
11	AA	1485	G
11	AA	1490	A
11	AA	1493	C
11	AA	1494	A

Continued on next page...

Continued from previous page...

Mol	Chain	Res	Type
11	AA	1495	A
11	AA	1496	A
11	AA	1497	U
11	AA	1499	C
11	AA	1502	C
11	AA	1505	C
11	AA	1509	C
11	AA	1509(A)	A
11	AA	1512	U
11	AA	1517	G
11	AA	1520	G
11	AA	1528(A)	A
11	AA	1541	G
11	AA	1542	A
11	AA	1543	C
11	AA	1544	A
11	AA	1554	A
11	AA	1558	A
11	AA	1559	G
11	AA	1569	A
11	AA	1578	U
11	AA	1579	A
11	AA	1584	C
11	AA	1586	A
11	AA	1588	C
11	AA	1591	G
11	AA	1598	C
11	AA	1603	A
11	AA	1608	A
11	AA	1610	A
11	AA	1616	A
11	AA	1617	C
11	AA	1618	A
11	AA	1640	C
11	AA	1648	C
11	AA	1654	A
11	AA	1674	G
11	AA	1698	A
11	AA	1700	A
11	AA	1703	G
11	AA	1718	G
11	AA	1721	G

Continued on next page...

Continued from previous page...

Mol	Chain	Res	Type
11	AA	1722	A
11	AA	1739	U
11	AA	1740	G
11	AA	1744	C
11	AA	1748	G
11	AA	1763	G
11	AA	1764	G
11	AA	1773	A
11	AA	1780	A
11	AA	1791	A
11	AA	1799	G
11	AA	1800	C
11	AA	1801	G
11	AA	1816	G
11	AA	1820	U
11	AA	1821	A
11	AA	1835	G
11	AA	1838	C
11	AA	1839	G
11	AA	1847	A
11	AA	1858	G
11	AA	1865	G
11	AA	1877	A
11	AA	1878	G
11	AA	1881	C
11	AA	1882	C
11	AA	1885	A
11	AA	1888	G
11	AA	1889	A
11	AA	1900	A
11	AA	1906	G
11	AA	1912	A
11	AA	1913	A
11	AA	1914	A
11	AA	1915	U
11	AA	1929	G
11	AA	1930	G
11	AA	1937	A
11	AA	1938	A
11	AA	1948	G
11	AA	1955	U
11	AA	1963	U

Continued on next page...

Continued from previous page...

Mol	Chain	Res	Type
11	AA	1967	C
11	AA	1969	A
11	AA	1970	A
11	AA	1971	A
11	AA	1972	A
11	AA	1982	C
11	AA	1987	G
11	AA	1993	U
11	AA	1997	G
11	AA	2023	G
11	AA	2031	A
11	AA	2033	A
11	AA	2034	U
11	AA	2036	C
11	AA	2043	C
11	AA	2055	C
11	AA	2056	G
11	AA	2060	A
11	AA	2061	G
11	AA	2062	A
11	AA	2069	G
11	AA	2093	G
11	AA	2099	U
11	AA	2100	G
11	AA	2102	U
11	AA	2104	G
11	AA	2107	C
11	AA	2110	G
11	AA	2111	C
11	AA	2112	G
11	AA	2116	G
11	AA	2118	U
11	AA	2119	A
11	AA	2127	G
11	AA	2129	C
11	AA	2131	G
11	AA	2132	U
11	AA	2133	G
11	AA	2145	C
11	AA	2146	C
11	AA	2147	G
11	AA	2157	G

Continued on next page...

Continued from previous page...

Mol	Chain	Res	Type
11	AA	2172	U
11	AA	2173	A
11	AA	2174	C
11	AA	2176	A
11	AA	2179	C
11	AA	2180	U
11	AA	2185	C
11	AA	2186	G
11	AA	2187	G
11	AA	2189	U
11	AA	2190	G
11	AA	2192	G
11	AA	2193	G
11	AA	2198	A
11	AA	2199	A
11	AA	2200	C
11	AA	2206	G
11	AA	2207	G
11	AA	2208	A
11	AA	2218	U
11	AA	2219	G
11	AA	2225	A
11	AA	2238	G
11	AA	2251	G
11	AA	2268	A
11	AA	2275	C
11	AA	2283	C
11	AA	2287	A
11	AA	2288	A
11	AA	2289	G
11	AA	2305	A
11	AA	2307	G
11	AA	2308	G
11	AA	2309	A
11	AA	2310	A
11	AA	2313	C
11	AA	2319	G
11	AA	2320	A
11	AA	2334	G
11	AA	2336	A
11	AA	2342	C
11	AA	2347	C

Continued on next page...

Continued from previous page...

Mol	Chain	Res	Type
11	AA	2350	C
11	AA	2361	A
11	AA	2383	G
11	AA	2385	C
11	AA	2392	A
11	AA	2400	G
11	AA	2402	C
11	AA	2406	U
11	AA	2423	U
11	AA	2425	A
11	AA	2429	G
11	AA	2430	A
11	AA	2439	A
11	AA	2441	C
11	AA	2448	A
11	AA	2465	C
11	AA	2468	G
11	AA	2469	A
11	AA	2470	G
11	AA	2476	A
11	AA	2477	C
11	AA	2478	A
11	AA	2482	G
11	AA	2484	G
11	AA	2494	G
11	AA	2502	G
11	AA	2505	G
11	AA	2518	A
11	AA	2524	G
11	AA	2529	G
11	AA	2543	G
11	AA	2554	U
11	AA	2566	A
11	AA	2567	G
11	AA	2572	A
11	AA	2573	C
11	AA	2581	G
11	AA	2582	G
11	AA	2585	U
11	AA	2586	C
11	AA	2602	A
11	AA	2611	U

Continued on next page...

Continued from previous page...

Mol	Chain	Res	Type
11	AA	2612	C
11	AA	2615	U
11	AA	2630	G
11	AA	2646	C
11	AA	2657	A
11	AA	2658	C
11	AA	2670	A
11	AA	2673	G
11	AA	2690	C
11	AA	2691	C
11	AA	2702	U
11	AA	2703	C
11	AA	2712	U
11	AA	2712(A)	A
11	AA	2713	A
11	AA	2720	U
11	AA	2726	U
11	AA	2733	A
11	AA	2750	A
11	AA	2751	G
11	AA	2752	C
11	AA	2756	U
11	AA	2757	A
11	AA	2759	G
11	AA	2762	G
11	AA	2765	A
11	AA	2766	G
11	AA	2770	G
11	AA	2778	A
11	AA	2779	U
11	AA	2780	G
11	AA	2781	A
11	AA	2787	C
11	AA	2789	C
11	AA	2790	A
11	AA	2791	C
11	AA	2794	C
11	AA	2799	C
11	AA	2802	G
11	AA	2803	C
11	AA	2808	U
11	AA	2820	A

Continued on next page...

Continued from previous page...

Mol	Chain	Res	Type
11	AA	2821	A
11	AA	2833	G
11	AA	2835	A
11	AA	2849	U
11	AA	2872	G
11	AA	2876	G
11	AA	2893	G
11	AA	2894	G
12	AB	8	U
12	AB	13	A
12	AB	15	A
12	AB	16	G
12	AB	17	C
12	AB	19	G
12	AB	21	G
12	AB	25	A
12	AB	26	A
12	AB	32	C
12	AB	35	U
12	AB	41	U
12	AB	42	C
12	AB	43	C
12	AB	45	A
12	AB	53	A
12	AB	57	A
12	AB	66	A
12	AB	67	G
12	AB	68	C
12	AB	73	A
12	AB	81	G
12	AB	82	G
12	AB	88	C
12	AB	91	C
12	AB	106	G
12	AB	110	G
35	BA	8	A
35	BA	9	G
35	BA	31	G
35	BA	32	A
35	BA	39	G
35	BA	47	C
35	BA	48	C

Continued on next page...

Continued from previous page...

Mol	Chain	Res	Type
35	BA	51	A
35	BA	54	C
35	BA	55	A
35	BA	60	A
35	BA	61	G
35	BA	65	U
35	BA	79	G
35	BA	80	G
35	BA	81	U
35	BA	84	U
35	BA	90	U
35	BA	110	C
35	BA	116	A
35	BA	120	A
35	BA	121	C
35	BA	131	C
35	BA	144	G
35	BA	147	G
35	BA	163	C
35	BA	189(H)	G
35	BA	189(I)	G
35	BA	195	A
35	BA	197	A
35	BA	198	G
35	BA	199	G
35	BA	201	C
35	BA	203	U
35	BA	216	G
35	BA	217	C
35	BA	220	G
35	BA	244	U
35	BA	246	A
35	BA	247	G
35	BA	251	G
35	BA	267	C
35	BA	274	A
35	BA	275	G
35	BA	289	G
35	BA	316	G
35	BA	321	A
35	BA	328	C
35	BA	330	C

Continued on next page...

Continued from previous page...

Mol	Chain	Res	Type
35	BA	332	G
35	BA	344	A
35	BA	345	C
35	BA	346	G
35	BA	347	G
35	BA	348	G
35	BA	352	C
35	BA	353	A
35	BA	354	G
35	BA	367	U
35	BA	369	C
35	BA	370	C
35	BA	372	C
35	BA	373	A
35	BA	397	A
35	BA	398	C
35	BA	412	A
35	BA	413	G
35	BA	414	A
35	BA	422	C
35	BA	428	G
35	BA	429	U
35	BA	430	A
35	BA	435	C
35	BA	439	A
35	BA	452	A
35	BA	453	A
35	BA	454	C
35	BA	471	G
35	BA	484	G
35	BA	485	G
35	BA	496	A
35	BA	498	U
35	BA	499	A
35	BA	500	G
35	BA	508	C
35	BA	509	A
35	BA	511	C
35	BA	512	U
35	BA	518	C
35	BA	527	G
35	BA	531	U

Continued on next page...

Continued from previous page...

Mol	Chain	Res	Type
35	BA	532	A
35	BA	533	A
35	BA	548	G
35	BA	559	A
35	BA	561	U
35	BA	562	C
35	BA	572	A
35	BA	573	A
35	BA	575	G
35	BA	576	G
35	BA	577	G
35	BA	607	A
35	BA	631	G
35	BA	632	A
35	BA	633	G
35	BA	650	G
35	BA	653	A
35	BA	665	A
35	BA	673	G
35	BA	687	A
35	BA	688	G
35	BA	701	C
35	BA	702	A
35	BA	722	A
35	BA	723	U
35	BA	731	G
35	BA	748	C
35	BA	749	C
35	BA	755	G
35	BA	777	A
35	BA	793	U
35	BA	794	A
35	BA	816	A
35	BA	817	C
35	BA	828	A
35	BA	839	U
35	BA	840	C
35	BA	841	U
35	BA	848	C
35	BA	858	G
35	BA	859	A
35	BA	864	A

Continued on next page...

Continued from previous page...

Mol	Chain	Res	Type
35	BA	889	A
35	BA	890	G
35	BA	902	G
35	BA	914	A
35	BA	926	G
35	BA	927	G
35	BA	934	C
35	BA	935	A
35	BA	960	U
35	BA	962	C
35	BA	966	G
35	BA	967	C
35	BA	968	A
35	BA	969	A
35	BA	971	G
35	BA	972	C
35	BA	974	A
35	BA	975	A
35	BA	976	G
35	BA	977	A
35	BA	978	A
35	BA	980	C
35	BA	982	U
35	BA	983	A
35	BA	991	U
35	BA	992	U
35	BA	993	G
35	BA	996	A
35	BA	1009	G
35	BA	1026	G
35	BA	1050	G
35	BA	1051	C
35	BA	1054	C
35	BA	1066	C
35	BA	1094	G
35	BA	1095	U
35	BA	1101	A
35	BA	1102	A
35	BA	1108	G
35	BA	1117	G
35	BA	1124	G
35	BA	1125	U

Continued on next page...

Continued from previous page...

Mol	Chain	Res	Type
35	BA	1126	U
35	BA	1129	C
35	BA	1130	A
35	BA	1131	G
35	BA	1136	U
35	BA	1137	C
35	BA	1139	G
35	BA	1140	C
35	BA	1141	C
35	BA	1145	C
35	BA	1146	A
35	BA	1152	A
35	BA	1158	C
35	BA	1159	U
35	BA	1184	G
35	BA	1196	U
35	BA	1199	U
35	BA	1200	C
35	BA	1201	A
35	BA	1212	U
35	BA	1238	A
35	BA	1240	U
35	BA	1241	G
35	BA	1249	C
35	BA	1255	G
35	BA	1256	A
35	BA	1257	U
35	BA	1258	G
35	BA	1278	U
35	BA	1280	A
35	BA	1281	U
35	BA	1284	C
35	BA	1285	A
35	BA	1286	A
35	BA	1287	A
35	BA	1299	A
35	BA	1300	G
35	BA	1301	U
35	BA	1302	U
35	BA	1306	A
35	BA	1317	C
35	BA	1320	C

Continued on next page...

Continued from previous page...

Mol	Chain	Res	Type
35	BA	1322	C
35	BA	1323	G
35	BA	1331	G
35	BA	1332	A
35	BA	1335	C
35	BA	1346	A
35	BA	1347	G
35	BA	1364	U
35	BA	1400	C
35	BA	1419	G
35	BA	1422	G
35	BA	1442	G
35	BA	1442(B)	A
35	BA	1443	G
35	BA	1447	A
35	BA	1456	G
35	BA	1492	A
35	BA	1493	A
35	BA	1494	G
35	BA	1497	G
35	BA	1499	A
35	BA	1504	G
35	BA	1505	G
35	BA	1506	U
35	BA	1507	A
35	BA	1517	G
35	BA	1519	A
35	BA	1520	G
35	BA	1529	G
35	BA	1530	G
35	BA	1531	A
56	BV	5	G
56	BV	8	U
56	BV	18	U
56	BV	19	G
56	BV	20	G
56	BV	21	U
56	BV	22	A
56	BV	48	U
56	BV	49	C
56	BV	74	A
56	BV	76	C

Continued on next page...

Continued from previous page...

Mol	Chain	Res	Type
56	BV	77	A
56	BW	5	G
56	BW	8	U
56	BW	18	U
56	BW	19	G
56	BW	20	G
56	BW	21	U
56	BW	22	A
56	BW	48	U
56	BW	49	C
56	BW	56	U
56	BW	57	C
57	BX	18	U
58	BY	8	A
58	BY	9	A
58	BY	10	A
58	BY	11	C
58	BY	12	G
58	BY	13	G
58	BY	14	U
58	BY	15	C
58	BY	17	C
58	BY	19	A
58	BY	23	G
58	BY	24	G
58	BY	54	C
58	BY	60	A
58	BY	61	C
58	BY	62	G
58	BY	68	U
58	BY	71	A
58	BY	73	U
58	BY	76	C
58	BY	85	C
58	BY	88	C

All (140) RNA pucker outliers are listed below:

Mol	Chain	Res	Type
11	AA	49	A
11	AA	71	A
11	AA	74	A

Continued on next page...

Continued from previous page...

Mol	Chain	Res	Type
11	AA	199	A
11	AA	221	A
11	AA	331	A
11	AA	332	A
11	AA	363(E)	U
11	AA	363(F)	A
11	AA	387	U
11	AA	479	A
11	AA	529	A
11	AA	587	C
11	AA	603	A
11	AA	614(C)	A
11	AA	685	A
11	AA	752	A
11	AA	764	A
11	AA	790	C
11	AA	856	C
11	AA	889	C
11	AA	974	G
11	AA	1052	C
11	AA	1060	U
11	AA	1068	G
11	AA	1069	A
11	AA	1173	G
11	AA	1210	A
11	AA	1223	G
11	AA	1300	U
11	AA	1301	A
11	AA	1378	A
11	AA	1427	A
11	AA	1490	A
11	AA	1541	G
11	AA	1558	A
11	AA	1653	G
11	AA	1799	G
11	AA	1819	A
11	AA	1820	U
11	AA	1899	G
11	AA	1913	A
11	AA	1914	A
11	AA	1970	A
11	AA	1992	G

Continued on next page...

Continued from previous page...

Mol	Chain	Res	Type
11	AA	2031	A
11	AA	2033	A
11	AA	2126	A
11	AA	2131	G
11	AA	2179	C
11	AA	2282	G
11	AA	2318	G
11	AA	2346	A
11	AA	2360	A
11	AA	2405	G
11	AA	2422	A
11	AA	2464	C
11	AA	2481	G
11	AA	2581	G
11	AA	2610	C
11	AA	2689	U
11	AA	2756	U
11	AA	2873	A
12	AB	16	G
12	AB	34	U
12	AB	42	C
12	AB	56	G
35	BA	7	G
35	BA	30	U
35	BA	60	A
35	BA	79	G
35	BA	109	A
35	BA	115	G
35	BA	119	A
35	BA	197	A
35	BA	202	U
35	BA	243	A
35	BA	250	A
35	BA	266	G
35	BA	274	A
35	BA	344	A
35	BA	351	G
35	BA	412	A
35	BA	428	G
35	BA	429	U
35	BA	453	A
35	BA	484	G

Continued on next page...

Continued from previous page...

Mol	Chain	Res	Type
35	BA	495	A
35	BA	508	C
35	BA	547	A
35	BA	560	U
35	BA	575	G
35	BA	687	A
35	BA	748	C
35	BA	792	A
35	BA	793	U
35	BA	889	A
35	BA	966	G
35	BA	968	A
35	BA	982	U
35	BA	983	A
35	BA	992	U
35	BA	1049	U
35	BA	1050	G
35	BA	1053	G
35	BA	1065	U
35	BA	1101	A
35	BA	1139	G
35	BA	1145	C
35	BA	1157	A
35	BA	1190	G
35	BA	1200	C
35	BA	1239	A
35	BA	1280	A
35	BA	1285	A
35	BA	1305	G
35	BA	1319	A
35	BA	1399	C
35	BA	1442(A)	G
35	BA	1492	A
35	BA	1493	A
35	BA	1498	U
35	BA	1504	G
56	BV	4	G
56	BV	18	U
56	BW	18	U
56	BW	20	G
58	BY	9	A
58	BY	10	A

Continued on next page...

Continued from previous page...

Mol	Chain	Res	Type
58	BY	11	C
58	BY	12	G
58	BY	13	G
58	BY	14	U
58	BY	18	G
58	BY	23	G
58	BY	40	C
58	BY	59	G
58	BY	60	A
58	BY	61	C
58	BY	72	C

5.4 Non-standard residues in protein, DNA, RNA chains [i](#)

There are no non-standard protein/DNA/RNA residues in this entry.

5.5 Carbohydrates [i](#)

There are no carbohydrates in this entry.

5.6 Ligand geometry [i](#)

Of 7 ligands modelled in this entry, 5 are monoatomic - leaving 2 for Mogul analysis.

In the following table, the Counts columns list the number of bonds (or angles) for which Mogul statistics could be retrieved, the number of bonds (or angles) that are observed in the model and the number of bonds (or angles) that are defined in the chemical component dictionary. The Link column lists molecule types, if any, to which the group is linked. The Z score for a bond length (or angle) is the number of standard deviations the observed value is removed from the expected value. A bond length (or angle) with $|Z| > 2$ is considered an outlier worth inspection. RMSZ is the root-mean-square of all Z scores of the bond lengths (or angles).

Mol	Type	Chain	Res	Link	Bond lengths			Bond angles		
					Counts	RMSZ	$\# Z > 2$	Counts	RMSZ	$\# Z > 2$
62	KIR	BZ	1002	-	55,59,59	3.65	22 (40%)	53,84,84	1.83	15 (28%)
63	GDP	BZ	1003	61	23,30,30	1.37	3 (13%)	30,47,47	1.76	7 (23%)

In the following table, the Chirals column lists the number of chiral outliers, the number of chiral centers analysed, the number of these observed in the model and the number defined in the chemical component dictionary. Similar counts are reported in the Torsion and Rings columns. '-' means no outliers of that kind were identified.

Mol	Type	Chain	Res	Link	Chirals	Torsions	Rings
62	KIR	BZ	1002	-	-	0/54/98/98	0/3/3/3
63	GDP	BZ	1003	61	-	0/12/32/32	0/3/3/3

All (25) bond length outliers are listed below:

Mol	Chain	Res	Type	Atoms	Z	Observed(Å)	Ideal(Å)
62	BZ	1002	KIR	O18-C17	-13.45	1.24	1.44
62	BZ	1002	KIR	O30-C30	-12.40	1.16	1.42
62	BZ	1002	KIR	O34-C33	-11.38	1.28	1.44
62	BZ	1002	KIR	O4-C4	-3.27	1.29	1.36
62	BZ	1002	KIR	C3-C7	2.13	1.54	1.50
63	BZ	1003	GDP	O4'-C1'	2.19	1.44	1.41
62	BZ	1002	KIR	C44-C21	2.19	1.54	1.50
62	BZ	1002	KIR	C42-C19	2.20	1.58	1.53
62	BZ	1002	KIR	O2-C2	2.32	1.30	1.24
62	BZ	1002	KIR	C9-C8	2.41	1.42	1.34
62	BZ	1002	KIR	O29-C29	2.93	1.46	1.40
63	BZ	1003	GDP	C2-N1	2.95	1.40	1.35
62	BZ	1002	KIR	C2-N1	3.12	1.38	1.33
62	BZ	1002	KIR	C29-C30	3.24	1.59	1.53
62	BZ	1002	KIR	C19-C17	3.31	1.63	1.54
62	BZ	1002	KIR	O7-C7	3.32	1.30	1.23
62	BZ	1002	KIR	C41-C8	3.37	1.60	1.50
62	BZ	1002	KIR	C8-C7	3.52	1.57	1.47
62	BZ	1002	KIR	C37-C38	3.63	1.39	1.32
62	BZ	1002	KIR	C22-C21	3.75	1.37	1.34
63	BZ	1003	GDP	C6-N1	3.88	1.40	1.33
62	BZ	1002	KIR	C27-N26	4.47	1.43	1.33
62	BZ	1002	KIR	C19-C20	4.77	1.61	1.53
62	BZ	1002	KIR	C5-C4	4.98	1.48	1.39
62	BZ	1002	KIR	C45-C28	5.33	1.61	1.54

All (22) bond angle outliers are listed below:

Mol	Chain	Res	Type	Atoms	Z	Observed(°)	Ideal(°)
62	BZ	1002	KIR	O29-C29-O34	-5.77	100.64	110.18
63	BZ	1003	GDP	N3-C2-N1	-4.78	120.16	127.44
63	BZ	1003	GDP	C5-C6-N1	-3.68	118.56	123.59
63	BZ	1003	GDP	PA-O3A-PB	-3.67	120.37	132.67
62	BZ	1002	KIR	O7-C7-C3	-2.93	112.68	120.41
62	BZ	1002	KIR	C5-C6-N1	-2.83	120.67	123.90
63	BZ	1003	GDP	C4-C5-N7	-2.74	106.96	109.48
63	BZ	1003	GDP	C4'-O4'-C1'	-2.71	106.74	109.72

Continued on next page...

Continued from previous page...

Mol	Chain	Res	Type	Atoms	Z	Observed(°)	Ideal(°)
62	BZ	1002	KIR	O27-C27-C28	-2.70	118.12	122.03
62	BZ	1002	KIR	C22-C23-C24	-2.62	117.42	123.80
62	BZ	1002	KIR	C12-C11-C10	-2.36	119.47	124.94
63	BZ	1003	GDP	C2'-C1'-N9	-2.19	110.94	114.29
62	BZ	1002	KIR	C11-C10-C9	-2.18	118.57	123.39
62	BZ	1002	KIR	O31-C31-C32	-2.12	108.44	111.14
62	BZ	1002	KIR	C29-C30-C31	-2.01	107.84	110.76
62	BZ	1002	KIR	C44-C21-C20	2.13	119.30	115.58
63	BZ	1003	GDP	C6-N1-C2	2.38	119.25	115.94
62	BZ	1002	KIR	C48-C32-C31	2.47	113.44	109.19
62	BZ	1002	KIR	C15-C16-C17	2.67	106.07	102.49
62	BZ	1002	KIR	C6-N1-C2	2.71	123.48	116.57
62	BZ	1002	KIR	C45-C28-C27	3.36	111.63	108.29
62	BZ	1002	KIR	C4-C3-C7	5.50	133.90	120.50

There are no chirality outliers.

There are no torsion outliers.

There are no ring outliers.

2 monomers are involved in 9 short contacts:

Mol	Chain	Res	Type	Clashes	Symm-Clashes
62	BZ	1002	KIR	7	0
63	BZ	1003	GDP	2	0

5.7 Other polymers [i](#)

There are no such residues in this entry.

5.8 Polymer linkage issues [i](#)

There are no chain breaks in this entry.

6 Fit of model and data ⓘ

6.1 Protein, DNA and RNA chains ⓘ

In the following table, the column labelled ‘#RSRZ> 2’ contains the number (and percentage) of RSRZ outliers, followed by percent RSRZ outliers for the chain as percentile scores relative to all X-ray entries and entries of similar resolution. The OWAB column contains the minimum, median, 95th percentile and maximum values of the occupancy-weighted average B-factor per residue. The column labelled ‘Q< 0.9’ lists the number of (and percentage) of residues with an average occupancy less than 0.9.

Mol	Chain	Analysed	<RSRZ>	#RSRZ>2	OWAB(Å ²)	Q<0.9
1	A0	84/85 (98%)	0.52	9 (10%) 8 3	25, 44, 110, 136	0
2	A1	94/98 (95%)	0.22	2 (2%) 67 44	23, 43, 88, 95	0
3	A2	71/72 (98%)	0.16	2 (2%) 56 32	34, 61, 88, 98	0
4	A3	60/60 (100%)	0.04	1 (1%) 73 52	21, 36, 55, 87	0
5	A4	45/71 (63%)	0.71	7 (15%) 3 1	98, 118, 132, 138	0
6	A5	59/60 (98%)	0.43	7 (11%) 6 2	14, 39, 121, 137	0
7	A6	50/54 (92%)	0.73	7 (14%) 4 2	31, 61, 79, 82	0
8	A7	49/49 (100%)	-0.20	1 (2%) 68 46	14, 24, 77, 93	0
9	A8	64/65 (98%)	-0.03	1 (1%) 74 55	21, 40, 55, 83	0
10	A9	37/37 (100%)	0.37	1 (2%) 58 34	33, 49, 68, 72	0
11	AA	2901/2915 (99%)	0.14	176 (6%) 25 10	8, 36, 159, 189	0
12	AB	119/122 (97%)	0.03	0 100 100	26, 77, 104, 137	0
13	AC	228/229 (99%)	5.11	196 (85%) 0 0	131, 151, 164, 168	0
14	AD	275/276 (99%)	-0.36	4 (1%) 76 58	8, 27, 53, 87	0
15	AE	205/206 (99%)	-0.07	7 (3%) 49 24	10, 29, 75, 88	0
16	AF	208/210 (99%)	-0.09	5 (2%) 62 39	11, 49, 116, 129	0
17	AG	181/182 (99%)	0.58	19 (10%) 8 3	55, 86, 112, 132	0
18	AH	160/180 (88%)	0.65	14 (8%) 12 4	39, 83, 124, 134	0
19	AJ	0/130	-	-	-	-
20	AK	0/140	-	-	-	-
21	AN	139/140 (99%)	-0.17	3 (2%) 65 42	17, 37, 86, 94	0
22	AO	122/122 (100%)	-0.30	3 (2%) 61 37	15, 31, 49, 66	0
23	AP	146/150 (97%)	0.52	8 (5%) 29 12	18, 60, 93, 119	0
24	AQ	141/141 (100%)	-0.21	2 (1%) 78 60	22, 32, 57, 106	0

Continued on next page...

Continued from previous page...

Mol	Chain	Analysed	<RSRZ>	#RSRZ>2	OWAB(Å ²)	Q<0.9
25	AR	117/118 (99%)	-0.32	0 100 100	19, 31, 54, 67	0
26	AS	99/112 (88%)	0.55	4 (4%) 42 20	53, 76, 107, 109	0
27	AT	138/146 (94%)	0.13	8 (5%) 26 11	15, 48, 124, 143	0
28	AU	117/118 (99%)	-0.24	2 (1%) 73 52	15, 30, 57, 97	0
29	AV	101/101 (100%)	0.28	4 (3%) 42 20	9, 56, 76, 82	0
30	AW	113/113 (100%)	-0.27	2 (1%) 71 50	12, 29, 61, 106	0
31	AX	93/96 (96%)	-0.28	0 100 100	22, 41, 61, 75	0
32	AY	101/110 (91%)	0.81	13 (12%) 5 2	25, 56, 108, 128	0
33	AZ	184/206 (89%)	0.26	9 (4%) 33 14	28, 63, 98, 115	0
34	B2	144/144 (100%)	0.96	23 (15%) 3 1	49, 78, 118, 124	0
35	BA	1504/1522 (98%)	0.05	51 (3%) 49 24	14, 52, 128, 187	0
36	BB	235/256 (91%)	0.11	10 (4%) 39 18	27, 51, 114, 128	0
37	BC	207/239 (86%)	-0.05	0 100 100	36, 59, 86, 96	0
38	BD	208/209 (99%)	0.57	14 (6%) 21 7	47, 74, 111, 116	0
39	BE	151/162 (93%)	-0.32	1 (0%) 89 78	23, 40, 70, 92	0
40	BF	101/101 (100%)	-0.19	2 (1%) 68 46	33, 56, 71, 95	0
41	BG	155/156 (99%)	0.28	13 (8%) 14 4	52, 75, 107, 129	0
42	BH	138/138 (100%)	-0.34	0 100 100	17, 36, 54, 67	0
43	BI	127/128 (99%)	0.52	8 (6%) 23 9	46, 82, 107, 111	0
44	BJ	99/105 (94%)	0.92	17 (17%) 2 1	42, 82, 119, 122	0
45	BK	119/129 (92%)	0.25	8 (6%) 21 7	26, 56, 90, 107	0
46	BL	125/135 (92%)	0.05	4 (3%) 51 27	24, 50, 69, 112	0
47	BM	125/126 (99%)	0.57	10 (8%) 15 5	42, 80, 107, 139	0
48	BN	60/61 (98%)	0.09	2 (3%) 50 26	38, 48, 70, 77	0
49	BO	88/89 (98%)	-0.14	0 100 100	22, 41, 64, 69	0
50	BP	84/88 (95%)	0.23	1 (1%) 81 64	39, 58, 77, 102	0
51	BQ	100/105 (95%)	-0.25	0 100 100	27, 47, 68, 73	0
52	BR	70/88 (79%)	0.19	1 (1%) 78 60	28, 46, 71, 79	0
53	BS	79/93 (84%)	0.56	10 (12%) 5 2	55, 73, 101, 111	0
54	BT	99/106 (93%)	0.36	4 (4%) 42 20	46, 65, 101, 104	0
55	BU	25/27 (92%)	0.64	1 (4%) 42 20	52, 65, 83, 84	0

Continued on next page...

Continued from previous page...

Mol	Chain	Analysed	<RSRZ>	#RSRZ>2	OWAB(Å ²)	Q<0.9
56	BV	77/77 (100%)	0.05	2 (2%) 59 35	36, 57, 97, 104	0
56	BW	77/77 (100%)	5.54	67 (87%) 0 0	95, 192, 197, 199	0
57	BX	5/19 (26%)	0.81	1 (20%) 1 0	34, 36, 69, 80	0
58	BY	62/90 (68%)	0.16	1 (1%) 74 55	55, 85, 125, 136	0
59	BZ	378/405 (93%)	-0.01	9 (2%) 62 39	23, 56, 92, 124	0
All	All	11143/11789 (94%)	0.27	777 (6%) 19 7	8, 50, 137, 199	0

All (777) RSRZ outliers are listed below:

Mol	Chain	Res	Type	RSRZ
13	AC	111	ASP	20.4
13	AC	73	ARG	19.2
13	AC	173	ALA	19.0
11	AA	2182	G	18.8
13	AC	172	HIS	17.9
11	AA	2181	G	15.8
11	AA	2123	G	15.5
11	AA	2135	A	14.8
11	AA	2166	G	14.2
13	AC	109	ASP	14.1
13	AC	72	VAL	14.1
56	BW	35	C	13.5
13	AC	67	GLY	13.2
11	AA	2103	C	13.1
11	AA	2134	A	13.0
11	AA	2158	A	12.9
11	AA	2168	G	12.9
17	AG	50	ALA	12.8
13	AC	178	ALA	12.2
13	AC	161	ILE	12.0
11	AA	654(H)	G	11.9
56	BW	37	U	11.8
56	BW	32	G	11.8
11	AA	2183	C	11.7
11	AA	2114	A	11.7
11	AA	1066	U	11.4
11	AA	2169	A	11.4
35	BA	89	C	11.4
11	AA	2156	G	11.2
11	AA	2144	U	11.2

Continued on next page...

Continued from previous page...

Mol	Chain	Res	Type	RSRZ
56	BW	23	G	10.7
56	BW	36	A	10.5
11	AA	2152	G	10.5
11	AA	2115	G	10.5
11	AA	2157	G	10.5
11	AA	2133	G	10.3
13	AC	74	VAL	10.3
11	AA	2159	G	10.3
11	AA	654(E)	G	10.1
53	BS	82	GLY	10.1
56	BW	38	A	10.1
13	AC	226	PRO	10.0
13	AC	185	LEU	10.0
13	AC	143	GLY	10.0
13	AC	159	GLY	10.0
56	BW	34	U	9.9
17	AG	49	ASP	9.8
44	BJ	83	GLU	9.7
56	BW	33	C	9.6
11	AA	2131	G	9.6
11	AA	2139	C	9.6
56	BW	39	A	9.5
13	AC	177	LYS	9.5
11	AA	2116	G	9.4
11	AA	2138	C	9.4
13	AC	105	ASP	9.4
35	BA	88	A	9.4
13	AC	176	GLY	9.3
11	AA	2170	A	9.2
11	AA	2167	U	9.2
13	AC	112	ALA	9.2
13	AC	62	VAL	9.2
13	AC	170	ALA	9.2
56	BW	20	G	9.1
13	AC	15	ASP	9.1
11	AA	2146	C	9.0
11	AA	2104	G	9.0
13	AC	116	THR	9.0
11	AA	2160	G	8.8
11	AA	654(F)	C	8.7
56	BW	1	C	8.7
11	AA	2111	C	8.7

Continued on next page...

Continued from previous page...

Mol	Chain	Res	Type	RSRZ
13	AC	227	HIS	8.6
56	BW	65	G	8.6
56	BW	24	C	8.6
32	AY	52	SER	8.6
35	BA	1030	C	8.6
13	AC	189	ILE	8.5
56	BW	42	C	8.5
56	BW	56	U	8.5
56	BW	47	G	8.5
13	AC	63	SER	8.4
11	AA	2113	U	8.3
13	AC	174	PRO	8.3
13	AC	31	GLU	8.2
35	BA	1031	G	8.2
11	AA	2147	G	8.2
13	AC	108	MET	8.1
6	A5	58	LEU	8.1
11	AA	654(G)	C	8.1
11	AA	2101	G	8.0
13	AC	107	TRP	8.0
13	AC	214	VAL	8.0
11	AA	2102	U	8.0
56	BW	57	C	7.9
47	BM	124	PRO	7.9
53	BS	81	ARG	7.9
11	AA	2145	C	7.8
35	BA	81	U	7.8
11	AA	2165	G	7.8
13	AC	130	ILE	7.8
13	AC	4	GLY	7.7
11	AA	2155	G	7.7
13	AC	228	SER	7.7
13	AC	160	ARG	7.7
13	AC	221	SER	7.7
56	BW	43	G	7.7
11	AA	2795	G	7.6
11	AA	654(K)	C	7.6
11	AA	2148	G	7.5
56	BW	31	G	7.5
13	AC	155	GLU	7.5
11	AA	2136	C	7.5
13	AC	179	SER	7.4

Continued on next page...

Continued from previous page...

Mol	Chain	Res	Type	RSRZ
13	AC	129	ARG	7.3
47	BM	123	ALA	7.3
11	AA	2164	C	7.3
11	AA	2154	G	7.3
29	AV	36	PRO	7.3
13	AC	127	MET	7.2
56	BW	44	A	7.1
11	AA	2177	C	7.1
11	AA	2140	C	7.1
13	AC	144	THR	7.1
13	AC	119	VAL	7.1
35	BA	1129	C	7.1
13	AC	40	THR	7.1
41	BG	81	GLY	7.0
13	AC	193	ILE	7.0
24	AQ	141	GLN	7.0
1	A0	5	LYS	6.9
13	AC	39	GLU	6.9
56	BW	12	G	6.9
13	AC	168	THR	6.9
28	AU	118	GLY	6.9
1	A0	6	GLY	6.9
35	BA	1030(D)	A	6.9
11	AA	2802	G	6.8
13	AC	103	ILE	6.8
13	AC	146	GLY	6.8
13	AC	68	LEU	6.7
13	AC	23	ASP	6.7
35	BA	80	G	6.7
10	A9	1	MET	6.7
11	AA	654(V)	A	6.7
13	AC	182	PRO	6.7
11	AA	275	G	6.7
13	AC	166	ASP	6.7
36	BB	128	GLU	6.7
13	AC	175	VAL	6.6
13	AC	38	ASP	6.6
13	AC	169	GLY	6.6
13	AC	132	GLY	6.6
11	AA	654(I)	C	6.6
47	BM	125	ARG	6.6
56	BW	46	G	6.6

Continued on next page...

Continued from previous page...

Mol	Chain	Res	Type	RSRZ
13	AC	186	ALA	6.6
11	AA	2122	U	6.6
13	AC	32	LEU	6.6
11	AA	2801(A)	A	6.6
11	AA	2174	C	6.6
11	AA	2180	U	6.5
4	A3	1	MET	6.5
11	AA	2153	G	6.5
13	AC	209	LEU	6.5
13	AC	162	GLU	6.5
11	AA	2120	G	6.4
56	BW	27	G	6.4
1	A0	2	ALA	6.4
13	AC	190	ARG	6.4
17	AG	51	ARG	6.4
11	AA	2175	C	6.4
17	AG	122	PRO	6.4
1	A0	3	HIS	6.4
56	BW	2	G	6.4
13	AC	114	VAL	6.3
13	AC	134	ARG	6.3
11	AA	2121	G	6.3
1	A0	4	LYS	6.3
32	AY	51	VAL	6.3
56	BW	68	C	6.2
11	AA	2110	G	6.2
13	AC	145	VAL	6.2
13	AC	158	ALA	6.2
11	AA	277	C	6.1
32	AY	58	GLY	6.1
18	AH	171	LEU	6.1
56	BW	26	C	6.1
56	BW	55	U	6.1
13	AC	30	LYS	6.1
11	AA	2112	G	6.1
13	AC	202	GLU	6.1
13	AC	46	LYS	6.1
56	BW	22	A	6.1
13	AC	148	ASN	6.0
26	AS	54	LEU	6.0
13	AC	157	LYS	6.0
56	BW	29	C	6.0

Continued on next page...

Continued from previous page...

Mol	Chain	Res	Type	RSRZ
13	AC	76	ALA	6.0
17	AG	48	GLU	6.0
11	AA	1534	U	6.0
18	AH	170	ARG	6.0
11	AA	2178	C	6.0
13	AC	188	ASN	6.0
11	AA	1174	A	5.9
11	AA	2801	A	5.9
13	AC	147	PHE	5.9
13	AC	64	LEU	5.9
56	BW	25	U	5.9
44	BJ	84	GLN	5.9
56	BW	19	G	5.8
13	AC	43	VAL	5.8
13	AC	45	ALA	5.8
13	AC	14	VAL	5.8
13	AC	138	PRO	5.7
11	AA	2137	C	5.7
56	BW	4	G	5.7
13	AC	75	LEU	5.7
56	BW	28	U	5.7
56	BW	54	G	5.7
11	AA	2107	C	5.7
56	BW	21	U	5.6
16	AF	208	GLY	5.6
38	BD	47	ARG	5.6
11	AA	2796	U	5.6
56	BW	48	U	5.6
11	AA	654(J)	A	5.6
13	AC	122	ALA	5.5
13	AC	29	VAL	5.5
33	AZ	114	GLY	5.5
13	AC	70	LYS	5.5
13	AC	102	LYS	5.5
56	BW	8	U	5.5
13	AC	154	ARG	5.5
13	AC	124	GLY	5.5
13	AC	156	ILE	5.5
41	BG	156	TRP	5.5
6	A5	57	VAL	5.5
56	BW	10	G	5.5
56	BW	58	A	5.5

Continued on next page...

Continued from previous page...

Mol	Chain	Res	Type	RSRZ
56	BW	53	G	5.5
13	AC	110	PHE	5.5
44	BJ	81	THR	5.4
32	AY	56	PRO	5.4
11	AA	654(D)	G	5.4
13	AC	217	THR	5.4
13	AC	135	GLY	5.3
13	AC	22	ILE	5.3
13	AC	165	ASN	5.3
11	AA	2130	U	5.3
13	AC	208	PHE	5.3
13	AC	136	LEU	5.3
13	AC	47	LEU	5.3
56	BW	9	G	5.3
11	AA	2141	G	5.2
13	AC	153	ILE	5.2
11	AA	2100	G	5.2
11	AA	2799	C	5.2
45	BK	129	SER	5.2
11	AA	1535	A	5.2
17	AG	2	PRO	5.2
13	AC	133	PRO	5.1
11	AA	886	C	5.1
13	AC	85	GLU	5.1
59	BZ	86	ALA	5.1
13	AC	117	PRO	5.1
13	AC	82	LYS	5.1
13	AC	139	ASN	5.1
7	A6	54	ILE	5.1
35	BA	204	U	5.1
13	AC	191	ALA	5.1
13	AC	83	ILE	5.0
11	AA	654(S)	G	5.0
56	BW	67	C	5.0
13	AC	13	LYS	5.0
46	BL	128	ALA	5.0
11	AA	2143	C	5.0
59	BZ	87	ASP	5.0
45	BK	12	ARG	5.0
13	AC	140	PRO	5.0
13	AC	92	ASP	5.0
13	AC	181	PRO	5.0

Continued on next page...

Continued from previous page...

Mol	Chain	Res	Type	RSRZ
13	AC	17	ASN	5.0
11	AA	1077	A	5.0
13	AC	98	GLU	5.0
56	BW	5	G	5.0
56	BW	7	G	5.0
13	AC	71	GLN	4.9
13	AC	66	HIS	4.9
13	AC	201	PRO	4.9
13	AC	1	PRO	4.9
13	AC	215	THR	4.9
35	BA	82	U	4.9
24	AQ	140	ALA	4.9
32	AY	54	LYS	4.9
13	AC	195	ALA	4.9
56	BW	3	C	4.9
13	AC	113	VAL	4.9
11	AA	274	G	4.8
13	AC	5	LYS	4.8
13	AC	198	ALA	4.8
13	AC	16	PRO	4.8
17	AG	47	LYS	4.8
13	AC	78	ALA	4.8
27	AT	136	GLN	4.8
35	BA	1001(A)	G	4.7
2	A1	85	LEU	4.7
13	AC	104	LEU	4.7
59	BZ	84	GLY	4.7
44	BJ	85	LEU	4.7
11	AA	654(C)	G	4.7
56	BW	66	C	4.7
1	A0	7	LEU	4.7
56	BW	45	A	4.7
13	AC	24	GLU	4.7
56	BW	13	C	4.6
32	AY	53	PRO	4.6
35	BA	1030(C)	G	4.6
13	AC	151	GLU	4.6
13	AC	118	ASP	4.6
11	AA	2179	C	4.6
13	AC	8	ARG	4.6
56	BW	51	U	4.6
9	A8	65	GLU	4.6

Continued on next page...

Continued from previous page...

Mol	Chain	Res	Type	RSRZ
13	AC	141	LYS	4.6
56	BW	50	G	4.6
56	BW	41	C	4.5
54	BT	9	ASN	4.5
3	A2	72	ALA	4.5
13	AC	142	ALA	4.5
36	BB	136	VAL	4.5
1	A0	8	GLY	4.5
44	BJ	100	THR	4.5
13	AC	106	GLY	4.5
11	AA	2124	G	4.5
33	AZ	112	ARG	4.5
13	AC	192	PHE	4.5
13	AC	206	GLY	4.5
13	AC	86	ALA	4.5
11	AA	888	C	4.5
11	AA	1093	G	4.5
13	AC	150	GLY	4.5
13	AC	121	GLY	4.5
11	AA	2161	C	4.5
11	AA	2207	G	4.5
43	BI	4	TYR	4.4
13	AC	12	GLU	4.4
11	AA	887	A	4.4
34	B2	95	GLN	4.4
46	BL	129	ALA	4.4
34	B2	51	GLY	4.4
13	AC	225	ASN	4.4
11	AA	2803	C	4.4
56	BW	60	A	4.3
5	A4	42	PHE	4.3
13	AC	183	GLU	4.3
13	AC	219	GLY	4.3
17	AG	28	VAL	4.3
14	AD	275	LYS	4.3
56	BW	52	C	4.3
11	AA	2118	U	4.3
11	AA	2108	C	4.3
11	AA	2894	G	4.3
32	AY	28	LYS	4.3
1	A0	85	ALA	4.3
13	AC	171	ILE	4.2

Continued on next page...

Continued from previous page...

Mol	Chain	Res	Type	RSRZ
56	BW	14	A	4.2
35	BA	1034	G	4.2
13	AC	152	ILE	4.2
35	BA	91	C	4.2
56	BW	30	G	4.1
30	AW	112	GLY	4.1
35	BA	79	G	4.1
13	AC	95	GLY	4.1
13	AC	128	GLY	4.1
13	AC	187	ASP	4.1
36	BB	7	VAL	4.1
11	AA	654(L)	G	4.1
13	AC	194	ARG	4.1
11	AA	2149	G	4.1
11	AA	1509	C	4.1
27	AT	1	MET	4.1
35	BA	1029	C	4.1
11	AA	654(N)	G	4.1
35	BA	1033	G	4.1
34	B2	97	GLY	4.0
11	AA	2105	C	4.0
32	AY	61	ILE	4.0
36	BB	122	PHE	4.0
13	AC	84	LYS	4.0
35	BA	1257	U	4.0
14	AD	276	LYS	4.0
11	AA	654(U)	A	4.0
53	BS	10	PHE	4.0
15	AE	88	GLY	3.9
13	AC	91	ALA	3.9
11	AA	271(L)	U	3.9
13	AC	220	PRO	3.9
32	AY	59	GLY	3.9
11	AA	2793	G	3.9
13	AC	77	ILE	3.9
18	AH	13	LYS	3.9
11	AA	2129	C	3.9
13	AC	123	VAL	3.9
41	BG	80	VAL	3.9
35	BA	1026	G	3.9
13	AC	131	LEU	3.8
23	AP	149	GLU	3.8

Continued on next page...

Continued from previous page...

Mol	Chain	Res	Type	RSRZ
27	AT	134	GLU	3.8
13	AC	164	ARG	3.8
13	AC	126	LYS	3.8
16	AF	1	MET	3.8
17	AG	126	ASP	3.8
11	AA	2310	A	3.8
41	BG	84	ASN	3.8
41	BG	83	ALA	3.8
41	BG	85	TYR	3.8
7	A6	42	TRP	3.8
11	AA	890	A	3.8
47	BM	122	LYS	3.8
11	AA	2109	U	3.8
48	BN	2	ALA	3.8
56	BW	6	G	3.7
3	A2	71	ASN	3.7
6	A5	59	GLU	3.7
13	AC	199	HIS	3.7
35	BA	1002	G	3.7
33	AZ	165	VAL	3.7
30	AW	113	LYS	3.7
56	BW	77	A	3.7
11	AA	2163	C	3.7
13	AC	196	LEU	3.7
32	AY	55	TYR	3.7
35	BA	83	U	3.7
11	AA	2142	C	3.7
35	BA	1030(B)	C	3.7
35	BA	1039	C	3.7
11	AA	1065	U	3.6
35	BA	413	G	3.6
11	AA	654(T)	C	3.6
13	AC	94	VAL	3.6
56	BW	49	C	3.6
34	B2	89	LEU	3.6
11	AA	654(P)	C	3.6
11	AA	1092	C	3.6
11	AA	2190	G	3.6
56	BW	18	U	3.6
13	AC	167	LYS	3.6
27	AT	2	ASN	3.6
21	AN	8	GLN	3.6

Continued on next page...

Continued from previous page...

Mol	Chain	Res	Type	RSRZ
44	BJ	80	LYS	3.6
59	BZ	326	GLU	3.5
11	AA	352	G	3.5
11	AA	2162	G	3.5
11	AA	2117	A	3.5
45	BK	11	LYS	3.5
13	AC	9	ALA	3.5
13	AC	184	LYS	3.5
13	AC	88	GLU	3.5
11	AA	654	A	3.5
43	BI	95	LYS	3.4
13	AC	54	SER	3.4
11	AA	2176	A	3.4
47	BM	126	LYS	3.4
7	A6	26	ASN	3.4
13	AC	26	ALA	3.4
47	BM	7	VAL	3.4
11	AA	2186	G	3.4
36	BB	231	GLU	3.4
11	AA	2792	G	3.4
11	AA	271(N)	U	3.4
13	AC	3	HIS	3.4
6	A5	2	ALA	3.4
27	AT	135	ALA	3.4
7	A6	46	HIS	3.4
13	AC	211	SER	3.4
48	BN	14	PRO	3.4
11	AA	1078	U	3.4
35	BA	1032	G	3.4
11	AA	2126	A	3.4
23	AP	88	LEU	3.3
11	AA	156	U	3.3
35	BA	1027	C	3.3
53	BS	17	GLU	3.3
53	BS	43	GLU	3.3
13	AC	44	HIS	3.3
38	BD	42	GLN	3.3
59	BZ	143	ASP	3.3
13	AC	42	GLU	3.3
13	AC	96	GLY	3.3
11	AA	654(A)	G	3.3
35	BA	78	G	3.3

Continued on next page...

Continued from previous page...

Mol	Chain	Res	Type	RSRZ
13	AC	56	GLN	3.3
44	BJ	76	ASN	3.3
11	AA	2185	C	3.2
56	BW	16	C	3.2
13	AC	7	TYR	3.2
35	BA	1024	G	3.2
56	BW	59	A	3.2
13	AC	163	PHE	3.2
11	AA	885	C	3.2
35	BA	1452	C	3.2
11	AA	1173	G	3.2
11	AA	2791	C	3.2
26	AS	41	ASP	3.2
41	BG	5	ARG	3.2
13	AC	93	TYR	3.2
34	B2	83	LYS	3.2
13	AC	19	ILE	3.2
13	AC	21	THR	3.1
15	AE	54	GLN	3.1
18	AH	169	VAL	3.1
15	AE	76	ARG	3.1
35	BA	1030(A)	G	3.1
13	AC	57	ASN	3.1
11	AA	1063	G	3.1
13	AC	25	ALA	3.1
46	BL	28	LYS	3.1
33	AZ	115	GLY	3.1
56	BW	11	A	3.1
34	B2	143	GLU	3.1
13	AC	80	GLY	3.1
13	AC	100	ILE	3.1
13	AC	224	ILE	3.0
17	AG	127	GLY	3.0
34	B2	124	LYS	3.0
34	B2	94	GLU	3.0
11	AA	2099	U	3.0
11	AA	2896	C	3.0
13	AC	205	LYS	3.0
35	BA	1004	A	3.0
18	AH	26	VAL	3.0
13	AC	65	PRO	3.0
50	BP	83	GLU	3.0

Continued on next page...

Continued from previous page...

Mol	Chain	Res	Type	RSRZ
11	AA	2794	C	3.0
13	AC	180	PHE	3.0
13	AC	115	ALA	3.0
13	AC	99	ILE	3.0
32	AY	2	ARG	3.0
54	BT	106	ALA	3.0
39	BE	154	GLY	3.0
11	AA	1059	G	2.9
13	AC	120	MET	2.9
13	AC	212	VAL	2.9
40	BF	100	ASN	2.9
41	BG	78	ARG	2.9
11	AA	276	A	2.9
26	AS	53	SER	2.9
35	BA	92	C	2.9
29	AV	63	GLY	2.9
35	BA	1000	U	2.9
59	BZ	141	VAL	2.9
13	AC	27	HIS	2.9
17	AG	146	TYR	2.9
14	AD	26	LYS	2.9
34	B2	84	HIS	2.9
27	AT	126	ALA	2.9
23	AP	7	ARG	2.9
41	BG	79	ARG	2.9
11	AA	271(M)	G	2.9
11	AA	1176	G	2.9
41	BG	82	GLY	2.9
11	AA	1026	U	2.9
59	BZ	405	GLU	2.9
23	AP	110	TYR	2.9
34	B2	13	ASP	2.9
34	B2	126	TYR	2.9
34	B2	48	PHE	2.8
56	BV	48	U	2.8
38	BD	209	ARG	2.8
5	A4	47	GLN	2.8
5	A4	32	TYR	2.8
43	BI	64	THR	2.8
27	AT	91	ARG	2.8
35	BA	1036	G	2.8
34	B2	12	HIS	2.8

Continued on next page...

Continued from previous page...

Mol	Chain	Res	Type	RSRZ
38	BD	45	GLN	2.8
56	BW	15	G	2.8
56	BW	40	C	2.8
43	BI	94	ALA	2.8
33	AZ	142	SER	2.8
13	AC	149	ILE	2.7
44	BJ	73	ASP	2.7
18	AH	155	SER	2.7
11	AA	892	G	2.7
34	B2	50	ASP	2.7
17	AG	180	PHE	2.7
1	A0	9	SER	2.7
32	AY	63	LYS	2.7
56	BW	64	G	2.7
35	BA	90	U	2.7
35	BA	1040	U	2.7
13	AC	200	LYS	2.7
56	BW	69	C	2.7
41	BG	155	ARG	2.7
22	AO	51	ALA	2.6
32	AY	60	PHE	2.6
5	A4	18	CYS	2.6
18	AH	86	GLU	2.6
44	BJ	88	LEU	2.6
53	BS	28	LYS	2.6
11	AA	11	G	2.6
11	AA	1094	U	2.6
11	AA	2171	A	2.6
35	BA	1531	A	2.6
53	BS	21	GLU	2.6
17	AG	113	ARG	2.6
35	BA	1025	U	2.6
36	BB	236	TYR	2.5
33	AZ	162	GLU	2.5
35	BA	202	U	2.5
41	BG	153	HIS	2.5
33	AZ	184	ALA	2.5
44	BJ	97	GLU	2.5
53	BS	13	ASP	2.5
18	AH	52	VAL	2.5
45	BK	128	ALA	2.5
16	AF	12	LEU	2.5

Continued on next page...

Continued from previous page...

Mol	Chain	Res	Type	RSRZ
54	BT	44	ALA	2.5
36	BB	135	GLN	2.5
43	BI	3	GLN	2.5
11	AA	271(J)	C	2.5
11	AA	2402	C	2.5
47	BM	11	ARG	2.5
17	AG	124	SER	2.5
34	B2	52	GLU	2.5
11	AA	654(R)	C	2.5
35	BA	1037	C	2.5
56	BW	17	C	2.5
23	AP	30	THR	2.5
38	BD	146	ILE	2.5
15	AE	75	VAL	2.5
11	AA	1079	C	2.5
34	B2	40	ASP	2.5
5	A4	48	ARG	2.5
18	AH	126	PRO	2.4
36	BB	137	ARG	2.4
11	AA	889	C	2.4
35	BA	488	C	2.4
17	AG	17	PRO	2.4
17	AG	182	LYS	2.4
53	BS	18	LYS	2.4
18	AH	53	GLU	2.4
35	BA	991	U	2.4
18	AH	61	HIS	2.4
29	AV	48	GLY	2.4
11	AA	1087	G	2.4
11	AA	2125	G	2.4
35	BA	71	C	2.4
38	BD	43	HIS	2.4
34	B2	123	LYS	2.4
59	BZ	90	LYS	2.4
45	BK	127	LYS	2.4
18	AH	54	ARG	2.4
13	AC	216	THR	2.4
44	BJ	38	ILE	2.4
13	AC	69	GLY	2.4
40	BF	101	ALA	2.4
54	BT	100	ILE	2.4
11	AA	2189	U	2.4

Continued on next page...

Continued from previous page...

Mol	Chain	Res	Type	RSRZ
35	BA	84	U	2.4
38	BD	18	LYS	2.4
53	BS	30	LEU	2.4
44	BJ	29	ARG	2.3
13	AC	125	SER	2.3
18	AH	66	GLY	2.3
36	BB	132	LYS	2.3
38	BD	151	LYS	2.3
44	BJ	43	ARG	2.3
33	AZ	148	ASP	2.3
35	BA	93	G	2.3
43	BI	96	LEU	2.3
38	BD	156	GLU	2.3
7	A6	36	LEU	2.3
11	AA	1536	C	2.3
11	AA	1083	U	2.3
13	AC	79	LYS	2.3
23	AP	147	LEU	2.3
44	BJ	59	SER	2.3
35	BA	1456	G	2.3
13	AC	37	PHE	2.3
11	AA	2184	G	2.3
35	BA	1003	G	2.3
18	AH	83	TYR	2.3
35	BA	412	A	2.3
43	BI	88	TYR	2.3
21	AN	1	MET	2.3
13	AC	81	GLU	2.3
47	BM	117	VAL	2.3
11	AA	271(G)	C	2.2
15	AE	69	LYS	2.2
52	BR	85	LEU	2.2
27	AT	39	ARG	2.2
44	BJ	28	ARG	2.2
11	AA	2790	A	2.2
7	A6	31	PRO	2.2
13	AC	11	LEU	2.2
38	BD	23	GLY	2.2
44	BJ	71	LEU	2.2
5	A4	38	LYS	2.2
34	B2	86	LEU	2.2
11	AA	1084	A	2.2

Continued on next page...

Continued from previous page...

Mol	Chain	Res	Type	RSRZ
41	BG	108	ALA	2.2
11	AA	1042	G	2.2
34	B2	125	ALA	2.2
6	A5	37	LYS	2.2
13	AC	59	ARG	2.2
28	AU	117	GLN	2.2
11	AA	1080	C	2.2
46	BL	112	ASP	2.2
13	AC	222	VAL	2.2
2	A1	75	GLU	2.2
17	AG	168	GLU	2.2
11	AA	1494	A	2.2
22	AO	53	LYS	2.2
11	AA	10	G	2.2
11	AA	6	A	2.2
15	AE	132	HIS	2.2
11	AA	1064	C	2.2
34	B2	17	LEU	2.2
38	BD	141	ARG	2.2
11	AA	1171	G	2.1
13	AC	210	ARG	2.1
23	AP	117	GLU	2.1
11	AA	2893	G	2.1
44	BJ	75	ILE	2.1
35	BA	470	C	2.1
55	BU	17	THR	2.1
13	AC	101	GLN	2.1
11	AA	1091	G	2.1
34	B2	33	SER	2.1
43	BI	5	TYR	2.1
26	AS	108	GLY	2.1
33	AZ	113	ALA	2.1
21	AN	129	PRO	2.1
16	AF	7	TYR	2.1
11	AA	2172	U	2.1
56	BV	21	U	2.1
57	BX	18	U	2.1
6	A5	60	VAL	2.1
11	AA	1541	G	2.1
45	BK	14	VAL	2.1
36	BB	232	PRO	2.1
7	A6	44	ARG	2.1

Continued on next page...

Continued from previous page...

Mol	Chain	Res	Type	RSRZ
38	BD	22	LYS	2.1
6	A5	47	PRO	2.1
11	AA	1101	U	2.1
16	AF	207	GLY	2.1
17	AG	157	ILE	2.1
22	AO	14	THR	2.1
29	AV	26	ASP	2.1
35	BA	1038	C	2.1
47	BM	12	ASN	2.1
11	AA	158	U	2.0
13	AC	61	THR	2.0
23	AP	27	HIS	2.0
34	B2	53	LEU	2.0
11	AA	155	U	2.0
47	BM	64	TRP	2.0
11	AA	1104	C	2.0
38	BD	44	GLY	2.0
59	BZ	88	TYR	2.0
11	AA	508	G	2.0
11	AA	1099	G	2.0
8	A7	47	ARG	2.0
17	AG	128	ARG	2.0
38	BD	46	LYS	2.0
14	AD	25	THR	2.0
34	B2	26	LEU	2.0
35	BA	77	G	2.0
45	BK	75	TYR	2.0
5	A4	28	LYS	2.0
11	AA	2132	U	2.0
45	BK	110	ASP	2.0
15	AE	204	ALA	2.0
58	BY	23	G	2.0
11	AA	157	U	2.0

6.2 Non-standard residues in protein, DNA, RNA chains ⓘ

There are no non-standard protein/DNA/RNA residues in this entry.

6.3 Carbohydrates ⓘ

There are no carbohydrates in this entry.

6.4 Ligands

In the following table, the Atoms column lists the number of modelled atoms in the group and the number defined in the chemical component dictionary. LLDF column lists the quality of electron density of the group with respect to its neighbouring residues in protein, DNA or RNA chains. The B-factors column lists the minimum, median, 95th percentile and maximum values of B factors of atoms in the group. The column labelled 'Q< 0.9' lists the number of atoms with occupancy less than 0.9.

Mol	Type	Chain	Res	Atoms	RSCC	RSR	LLDF	B-factors(Å ²)	Q<0.9
62	KIR	BZ	1002	57/57	0.89	0.36	1.25	101,117,134,134	0
63	GDP	BZ	1003	28/28	0.97	0.14	-0.62	36,43,44,45	0
60	ZN	BN	1001	1/1	0.98	0.13	-1.09	51,51,51,51	0
60	ZN	A9	1001	1/1	0.99	0.07	-1.75	58,58,58,58	0
60	ZN	BD	1001	1/1	0.98	0.19	-2.01	59,59,59,59	0
61	MG	BZ	1001	1/1	0.97	0.14	-	25,25,25,25	0
61	MG	AA	3001	1/1	0.99	0.22	-	10,10,10,10	0

6.5 Other polymers

There are no such residues in this entry.