



Full wwPDB X-ray Structure Validation Report ⓘ

Feb 1, 2016 – 02:00 PM GMT

PDB ID : 3VPF
Title : Complex structure of Lactobacillus casei lactate dehydrogenase penta mutant with pyruvate
Authors : Arai, K.; Miyanaga, A.; Uchikoba, H.; Fushinobu, S.; Taguchi, H.
Deposited on : 2012-03-01
Resolution : 2.79 Å(reported)

This is a Full wwPDB X-ray Structure Validation Report for a publicly released PDB entry.
We welcome your comments at validation@mail.wwpdb.org
A user guide is available at
<http://wwpdb.org/validation/2016/XrayValidationReportHelp>
with specific help available everywhere you see the ⓘ symbol.

The following versions of software and data (see [references ⓘ](#)) were used in the production of this report:

MolProbity : 4.02b-467
Mogul : 1.7 (RC4), CSD as536be (2015)
Xtriage (Phenix) : 1.9-1692
EDS : rb-20026688
Percentile statistics : 20151230.v01 (using entries in the PDB archive December 30th 2015)
Refmac : 5.8.0135
CCP4 : 6.5.0
Ideal geometry (proteins) : Engh & Huber (2001)
Ideal geometry (DNA, RNA) : Parkinson et al. (1996)
Validation Pipeline (wwPDB-VP) : trunk26865

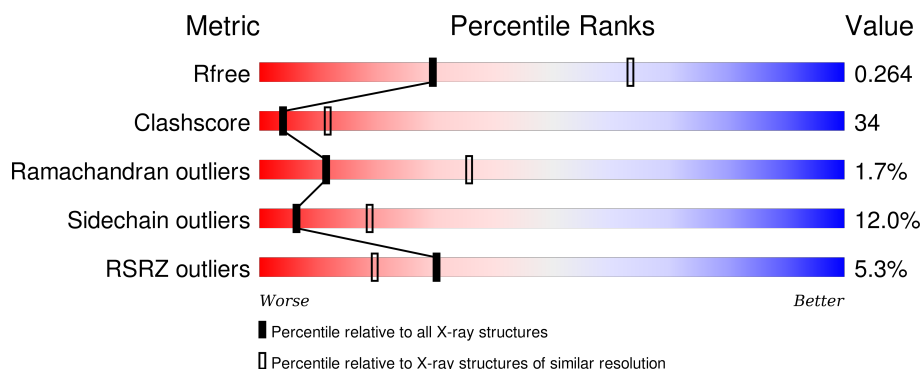
1 Overall quality at a glance

The following experimental techniques were used to determine the structure:

X-RAY DIFFRACTION

The reported resolution of this entry is 2.79 Å.

Percentile scores (ranging between 0-100) for global validation metrics of the entry are shown in the following graphic. The table shows the number of entries on which the scores are based.




Metric	Whole archive (#Entries)	Similar resolution (#Entries, resolution range(Å))
R_{free}	91344	2393 (2.80-2.80)
Clashscore	102246	2827 (2.80-2.80)
Ramachandran outliers	100387	2782 (2.80-2.80)
Sidechain outliers	100360	2784 (2.80-2.80)
RSRZ outliers	91569	2404 (2.80-2.80)

The table below summarises the geometric issues observed across the polymeric chains and their fit to the electron density. The red, orange, yellow and green segments on the lower bar indicate the fraction of residues that contain outliers for ≥ 3 , 2, 1 and 0 types of geometric quality criteria. A grey segment represents the fraction of residues that are not modelled. The numeric value for each fraction is indicated below the corresponding segment, with a dot representing fractions $\leq 5\%$. The upper red bar (where present) indicates the fraction of residues that have poor fit to the electron density. The numeric value is given above the bar.

Mol	Chain	Length	Quality of chain
1	A	326	<div> <div>10%</div> <div> <div>45%</div> <div>42%</div> <div>6%</div> <div>6%</div> </div> </div>
1	B	326	<div> <div>4%</div> <div> <div>49%</div> <div>40%</div> <div>6%</div> <div>.</div> </div> </div>
1	C	326	<div> <div>5%</div> <div> <div>55%</div> <div>33%</div> <div>9%</div> <div>.</div> </div> </div>
1	D	326	<div> <div>5%</div> <div> <div>51%</div> <div>38%</div> <div>7%</div> <div>.</div> <div>.</div> </div> </div>
1	E	326	<div> <div>3%</div> <div> <div>55%</div> <div>35%</div> <div>6%</div> <div>.</div> <div>.</div> </div> </div>

Continued on next page...

Continued from previous page...

Mol	Chain	Length	Quality of chain
1	F	326	

The following table lists non-polymeric compounds, carbohydrate monomers and non-standard residues in protein, DNA, RNA chains that are outliers for geometric or electron-density-fit criteria:

Mol	Type	Chain	Res	Chirality	Geometry	Clashes	Electron density
2	PYR	D	401	-	-	-	X
3	SO4	A	402	-	-	-	X
3	SO4	B	401	-	-	X	X
3	SO4	B	402	-	-	X	X
3	SO4	C	402	-	-	-	X
3	SO4	D	402	-	-	-	X
3	SO4	D	403	-	-	X	X
3	SO4	E	401	-	-	X	X
3	SO4	F	401	-	-	X	X

2 Entry composition

There are 4 unique types of molecules in this entry. The entry contains 14587 atoms, of which 0 are hydrogens and 0 are deuteriums.

In the tables below, the ZeroOcc column contains the number of atoms modelled with zero occupancy, the AltConf column contains the number of residues with at least one atom in alternate conformation and the Trace column contains the number of residues modelled with at most 2 atoms.

- Molecule 1 is a protein called L-lactate dehydrogenase.

Mol	Chain	Residues	Atoms					ZeroOcc	AltConf	Trace
1	A	306	Total	C	N	O	S	0	0	0
			2354	1505	392	451	6			
1	B	314	Total	C	N	O	S	0	0	0
			2416	1544	402	464	6			
1	C	315	Total	C	N	O	S	0	0	0
			2422	1547	403	466	6			
1	D	315	Total	C	N	O	S	0	0	0
			2422	1547	403	466	6			
1	E	314	Total	C	N	O	S	0	0	0
			2413	1541	402	464	6			
1	F	316	Total	C	N	O	S	0	0	0
			2427	1550	404	467	6			

There are 30 discrepancies between the modelled and reference sequences:

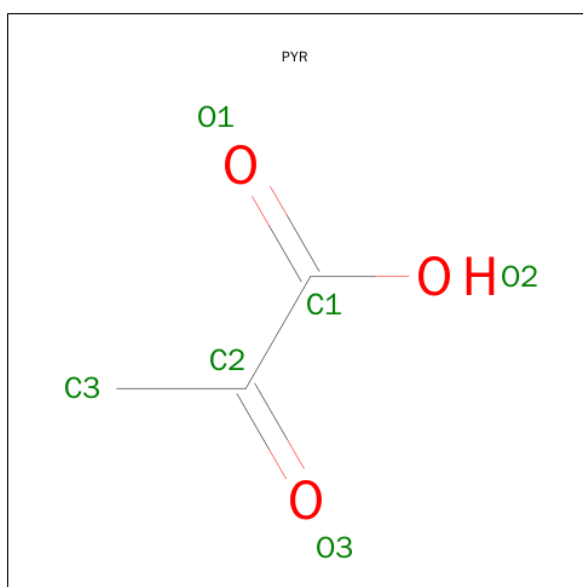
Chain	Residue	Modelled	Actual	Comment	Reference
A	55	GLU	SER	ENGINEERED MUTATION	UNP P00343
A	56	ASP	ASN	ENGINEERED MUTATION	UNP P00343
A	164	LYS	GLU	ENGINEERED MUTATION	UNP P00343
A	223	ASN	ASP	ENGINEERED MUTATION	UNP P00343
A	224	LYS	ALA	ENGINEERED MUTATION	UNP P00343
B	55	GLU	SER	ENGINEERED MUTATION	UNP P00343
B	56	ASP	ASN	ENGINEERED MUTATION	UNP P00343
B	164	LYS	GLU	ENGINEERED MUTATION	UNP P00343
B	223	ASN	ASP	ENGINEERED MUTATION	UNP P00343
B	224	LYS	ALA	ENGINEERED MUTATION	UNP P00343
C	55	GLU	SER	ENGINEERED MUTATION	UNP P00343
C	56	ASP	ASN	ENGINEERED MUTATION	UNP P00343
C	164	LYS	GLU	ENGINEERED MUTATION	UNP P00343
C	223	ASN	ASP	ENGINEERED MUTATION	UNP P00343
C	224	LYS	ALA	ENGINEERED MUTATION	UNP P00343
D	55	GLU	SER	ENGINEERED MUTATION	UNP P00343
D	56	ASP	ASN	ENGINEERED MUTATION	UNP P00343

Continued on next page...

Continued from previous page...

Chain	Residue	Modelled	Actual	Comment	Reference
D	164	LYS	GLU	ENGINEERED MUTATION	UNP P00343
D	223	ASN	ASP	ENGINEERED MUTATION	UNP P00343
D	224	LYS	ALA	ENGINEERED MUTATION	UNP P00343
E	55	GLU	SER	ENGINEERED MUTATION	UNP P00343
E	56	ASP	ASN	ENGINEERED MUTATION	UNP P00343
E	164	LYS	GLU	ENGINEERED MUTATION	UNP P00343
E	223	ASN	ASP	ENGINEERED MUTATION	UNP P00343
E	224	LYS	ALA	ENGINEERED MUTATION	UNP P00343
F	55	GLU	SER	ENGINEERED MUTATION	UNP P00343
F	56	ASP	ASN	ENGINEERED MUTATION	UNP P00343
F	164	LYS	GLU	ENGINEERED MUTATION	UNP P00343
F	223	ASN	ASP	ENGINEERED MUTATION	UNP P00343
F	224	LYS	ALA	ENGINEERED MUTATION	UNP P00343

- Molecule 2 is PYRUVIC ACID (three-letter code: PYR) (formula: $C_3H_4O_3$).



Mol	Chain	Residues	Atoms			ZeroOcc	AltConf
2	A	1	Total	C	O	0	0
			6	3	3		
2	C	1	Total	C	O	0	0
			6	3	3		
2	D	1	Total	C	O	0	0
			6	3	3		

- Molecule 3 is SULFATE ION (three-letter code: SO4) (formula: O_4S).



Mol	Chain	Residues	Atoms			ZeroOcc	AltConf
3	A	1	Total	O	S	0	0
			5	4	1		
3	B	1	Total	O	S	0	0
			5	4	1		
3	B	1	Total	O	S	0	0
			5	4	1		
3	C	1	Total	O	S	0	0
			5	4	1		
3	D	1	Total	O	S	0	0
			5	4	1		
3	D	1	Total	O	S	0	0
			5	4	1		
3	E	1	Total	O	S	0	0
			5	4	1		
3	F	1	Total	O	S	0	0
			5	4	1		
3	F	1	Total	O	S	0	0
			5	4	1		

- Molecule 4 is water.

Mol	Chain	Residues	Atoms		ZeroOcc	AltConf
4	A	6	Total	O	0	0
			6	6		
4	B	17	Total	O	0	0
			17	17		
4	C	13	Total	O	0	0
			13	13		

Continued on next page...

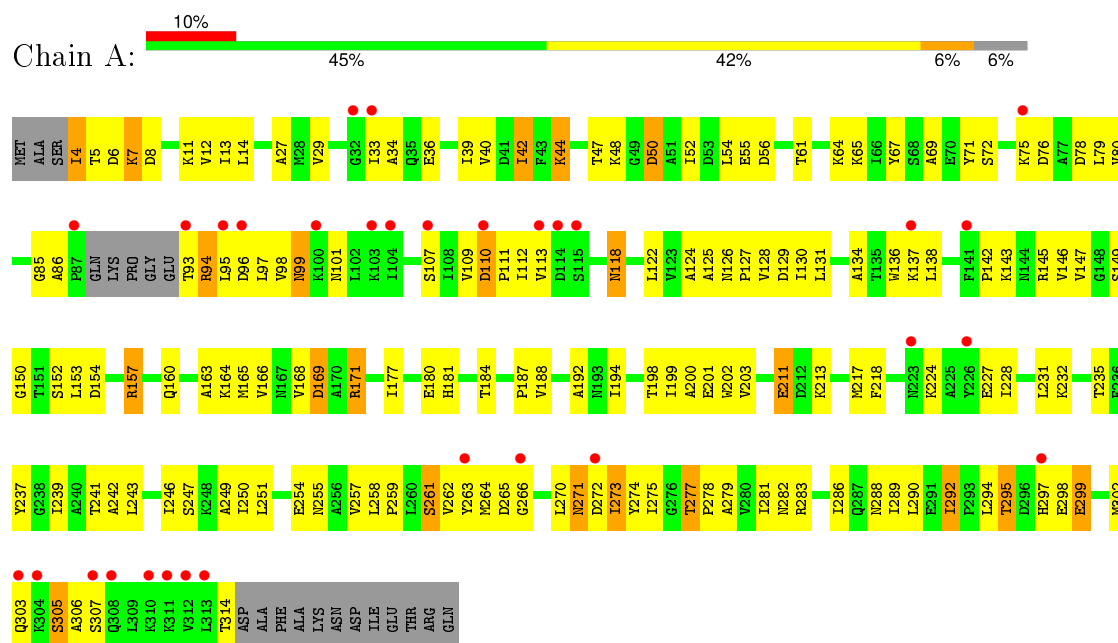
Continued from previous page...

Mol	Chain	Residues	Atoms		ZeroOcc	AltConf
4	D	13	Total 13	O 13	0	0
4	E	12	Total 12	O 12	0	0
4	F	9	Total 9	O 9	0	0

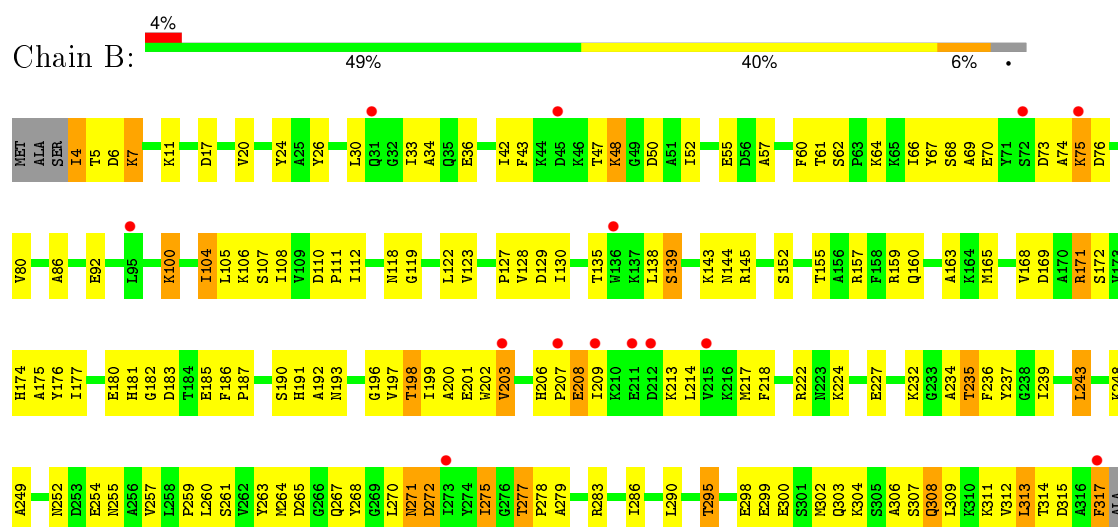
3 Residue-property plots [i](#)

These plots are drawn for all protein, RNA and DNA chains in the entry. The first graphic for a chain summarises the proportions of errors displayed in the second graphic. The second graphic shows the sequence view annotated by issues in geometry and electron density. Residues are color-coded according to the number of geometric quality criteria for which they contain at least one outlier: green = 0, yellow = 1, orange = 2 and red = 3 or more. A red dot above a residue indicates a poor fit to the electron density ($RSRZ > 2$). Stretches of 2 or more consecutive residues without any outlier are shown as a green connector. Residues present in the sample, but not in the model, are shown in grey.

• Molecule 1: L-lactate dehydrogenase

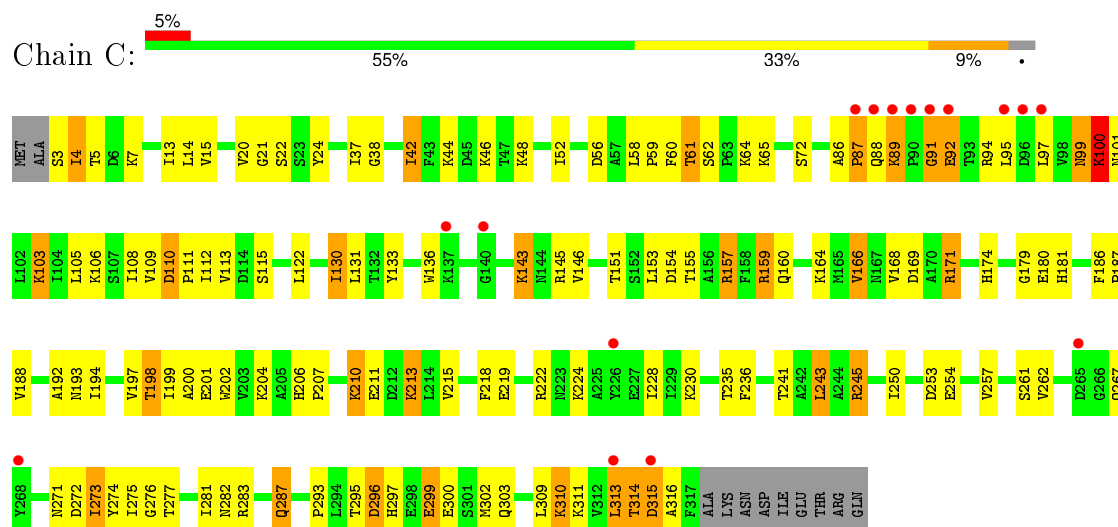


• Molecule 1: L-lactate dehydrogenase

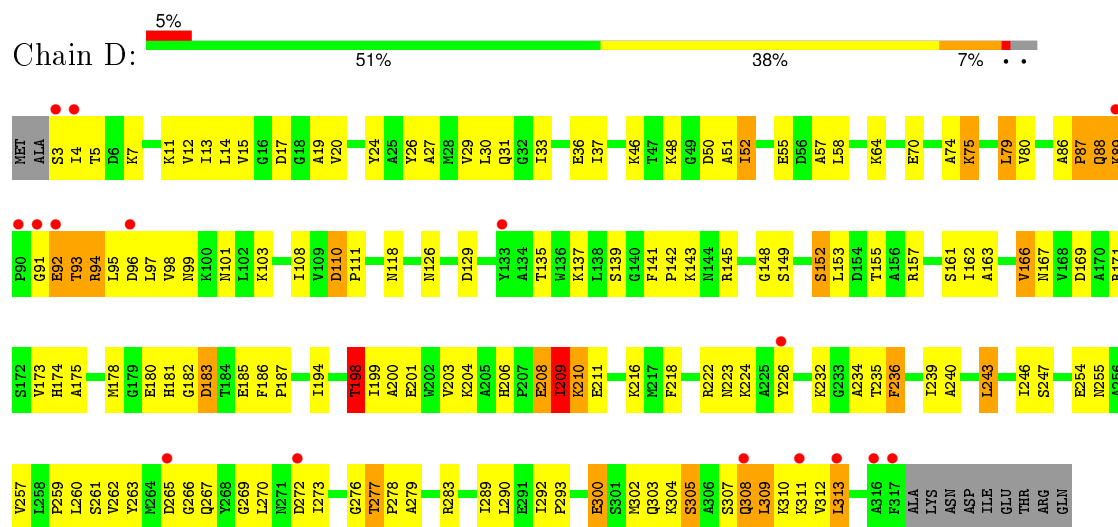


LYS
ASN
ASP
ILE
GLU
THR
ARG
GLN

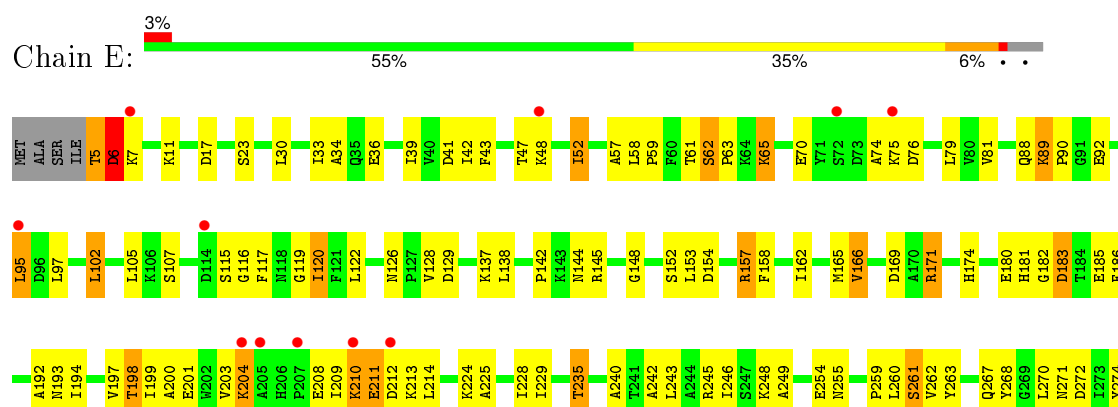
• Molecule 1: L-lactate dehydrogenase

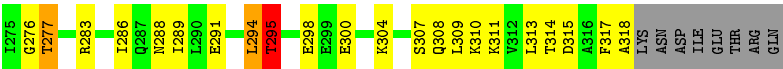


• Molecule 1: L-lactate dehydrogenase

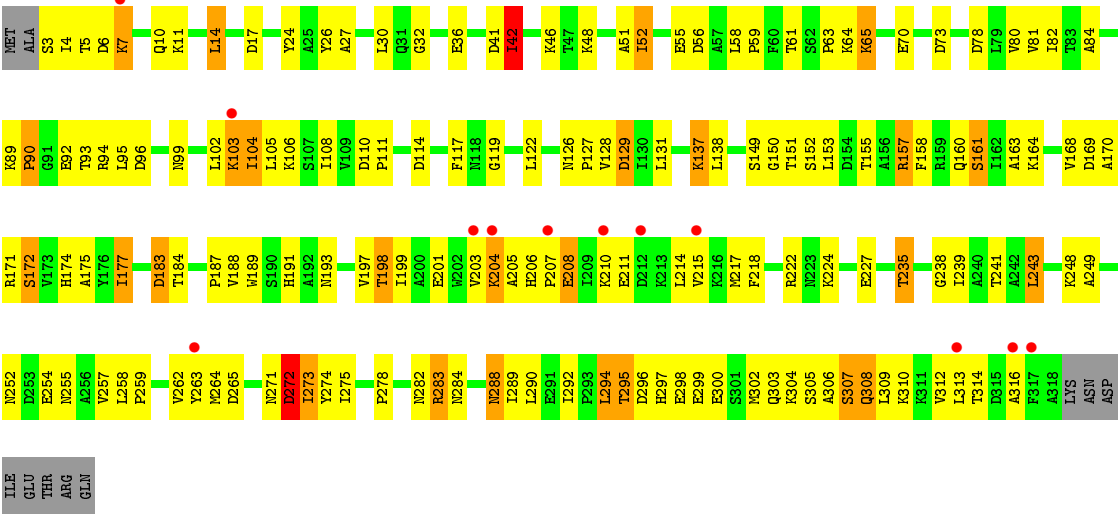


• Molecule 1: L-lactate dehydrogenase





● Molecule 1: L-lactate dehydrogenase



4 Data and refinement statistics

Property	Value	Source
Space group	C 1 2 1	Depositor
Cell constants a, b, c, α , β , γ	165.32Å 82.80Å 180.15Å 90.00° 91.52° 90.00°	Depositor
Resolution (Å)	49.19 – 2.79 46.90 – 2.79	Depositor EDS
% Data completeness (in resolution range)	97.0 (49.19-2.79) 97.1 (46.90-2.79)	Depositor EDS
R_{merge}	(Not available)	Depositor
R_{sym}	(Not available)	Depositor
$\langle I/\sigma(I) \rangle$ ¹	2.37 (at 2.81Å)	Xtriage
Refinement program	REFMAC 5.5.0066	Depositor
R, R_{free}	0.182 , 0.259 0.194 , 0.264	Depositor DCC
R_{free} test set	2998 reflections (5.36%)	DCC
Wilson B-factor (Å ²)	50.2	Xtriage
Anisotropy	0.221	Xtriage
Bulk solvent k_{sol} (e/Å ³), B_{sol} (Å ²)	0.39 , 62.2	EDS
Estimated twinning fraction	0.015 for -h,-k,l	Xtriage
L-test for twinning ²	$\langle L \rangle = 0.50$, $\langle L^2 \rangle = 0.33$	Xtriage
Outliers	0 of 58891 reflections	Xtriage
F_o, F_c correlation	0.94	EDS
Total number of atoms	14587	wwPDB-VP
Average B, all atoms (Å ²)	44.0	wwPDB-VP

Xtriage's analysis on translational NCS is as follows: *The largest off-origin peak in the Patterson function is 3.19% of the height of the origin peak. No significant pseudotranslation is detected.*

¹Intensities estimated from amplitudes.

²Theoretical values of $\langle |L| \rangle$, $\langle L^2 \rangle$ for acentric reflections are 0.5, 0.375 respectively for untwinned datasets, and 0.333, 0.2 for perfectly twinned datasets.

5 Model quality [i](#)

5.1 Standard geometry [i](#)

Bond lengths and bond angles in the following residue types are not validated in this section: PYR, SO4

The Z score for a bond length (or angle) is the number of standard deviations the observed value is removed from the expected value. A bond length (or angle) with $|Z| > 5$ is considered an outlier worth inspection. RMSZ is the root-mean-square of all Z scores of the bond lengths (or angles).

Mol	Chain	Bond lengths		Bond angles	
		RMSZ	# $ Z > 5$	RMSZ	# $ Z > 5$
1	A	0.67	0/2395	0.79	1/3246 (0.0%)
1	B	0.72	0/2460	0.85	2/3335 (0.1%)
1	C	0.71	0/2466	0.83	1/3343 (0.0%)
1	D	0.74	0/2466	0.81	0/3343
1	E	0.79	1/2457 (0.0%)	0.88	1/3331 (0.0%)
1	F	0.68	0/2471	0.81	0/3350
All	All	0.72	1/14715 (0.0%)	0.83	5/19948 (0.0%)

Chiral center outliers are detected by calculating the chiral volume of a chiral center and verifying if the center is modelled as a planar moiety or with the opposite hand. A planarity outlier is detected by checking planarity of atoms in a peptide group, atoms in a mainchain group or atoms of a sidechain that are expected to be planar.

Mol	Chain	#Chirality outliers	#Planarity outliers
1	D	0	1
1	E	0	2
All	All	0	3

All (1) bond length outliers are listed below:

Mol	Chain	Res	Type	Atoms	Z	Observed(Å)	Ideal(Å)
1	E	211	GLU	CB-CG	5.95	1.63	1.52

All (5) bond angle outliers are listed below:

Mol	Chain	Res	Type	Atoms	Z	Observed(°)	Ideal(°)
1	C	99	ASN	N-CA-C	6.51	128.57	111.00
1	A	169	ASP	CB-CG-OD1	6.44	124.10	118.30
1	E	277	THR	CB-CA-C	-5.38	97.08	111.60
1	B	236	PHE	N-CA-C	5.18	125.00	111.00

Continued on next page...

Continued from previous page...

Mol	Chain	Res	Type	Atoms	Z	Observed($^{\circ}$)	Ideal($^{\circ}$)
1	B	290	LEU	CA-CB-CG	5.02	126.84	115.30

There are no chirality outliers.

All (3) planarity outliers are listed below:

Mol	Chain	Res	Type	Group
1	D	91	GLY	Peptide
1	E	294	LEU	Peptide
1	E	6	ASP	Peptide

5.2 Too-close contacts

In the following table, the Non-H and H(model) columns list the number of non-hydrogen atoms and hydrogen atoms in the chain respectively. The H(added) column lists the number of hydrogen atoms added and optimized by MolProbity. The Clashes column lists the number of clashes within the asymmetric unit, whereas Symm-Clashes lists symmetry related clashes.

Mol	Chain	Non-H	H(model)	H(added)	Clashes	Symm-Clashes
1	A	2354	0	2390	206	0
1	B	2416	0	2446	206	0
1	C	2422	0	2451	163	0
1	D	2422	0	2451	166	0
1	E	2413	0	2440	119	0
1	F	2427	0	2456	207	0
2	A	6	0	3	0	0
2	C	6	0	3	1	0
2	D	6	0	3	3	0
3	A	5	0	0	0	0
3	B	10	0	0	5	0
3	C	5	0	0	1	0
3	D	10	0	0	3	0
3	E	5	0	0	2	0
3	F	10	0	0	3	0
4	A	6	0	0	0	0
4	B	17	0	0	0	0
4	C	13	0	0	1	0
4	D	13	0	0	0	0
4	E	12	0	0	1	0
4	F	9	0	0	0	0
All	All	14587	0	14643	994	0

The all-atom clashscore is defined as the number of clashes found per 1000 atoms (including hydrogen atoms). The all-atom clashscore for this structure is 34.

All (994) close contacts within the same asymmetric unit are listed below, sorted by their clash magnitude.

Atom-1	Atom-2	Interatomic distance (Å)	Clash overlap (Å)
1:F:198:THR:CG2	1:F:201:GLU:HG3	1.22	1.62
1:F:198:THR:HG22	1:F:201:GLU:CG	1.50	1.41
1:A:52:ILE:CG2	1:B:224:LYS:HE2	1.63	1.27
1:A:272:ASP:O	1:A:273:ILE:HG22	1.26	1.27
1:B:4:ILE:HG12	1:B:5:THR:N	1.30	1.24
1:A:52:ILE:CG2	1:B:224:LYS:CE	2.17	1.21
1:C:91:GLY:CA	1:C:92:GLU:HB2	1.72	1.20
1:A:272:ASP:O	1:A:273:ILE:CG2	1.90	1.19
1:B:4:ILE:CG1	1:B:5:THR:H	1.52	1.18
1:D:209:ILE:HG22	1:D:210:LYS:N	1.44	1.17
1:A:266:GLY:N	1:A:271:ASN:HD21	1.41	1.17
1:B:4:ILE:O	1:B:5:THR:HG22	1.41	1.15
1:B:264:MET:HE2	1:B:275:ILE:HG22	1.13	1.13
1:D:206:HIS:HB3	1:D:208:GLU:OE2	1.46	1.13
1:A:52:ILE:HG22	1:B:224:LYS:CE	1.79	1.11
1:E:198:THR:HG22	1:E:201:GLU:H	0.94	1.11
1:E:295:THR:HG22	1:E:298:GLU:H	1.11	1.11
1:F:295:THR:HG22	1:F:298:GLU:HB2	1.15	1.11
1:E:210:LYS:H	1:E:210:LYS:CE	1.63	1.10
1:C:91:GLY:HA3	1:C:92:GLU:CB	1.83	1.08
1:F:198:THR:CG2	1:F:201:GLU:CG	2.18	1.08
1:B:264:MET:CE	1:B:275:ILE:HG22	1.82	1.08
1:F:295:THR:CG2	1:F:298:GLU:H	1.67	1.08
1:B:135:THR:O	1:B:139:SER:HB3	1.54	1.08
1:E:210:LYS:HE3	1:E:210:LYS:H	1.10	1.07
1:A:266:GLY:H	1:A:271:ASN:ND2	1.52	1.07
1:C:99:ASN:CB	1:C:100:LYS:HB2	1.86	1.06
1:F:198:THR:HG21	1:F:201:GLU:HG3	1.34	1.05
1:C:99:ASN:N	1:C:100:LYS:HB3	1.70	1.05
1:D:277:THR:HG22	1:D:278:PRO:HD2	1.38	1.05
1:E:198:THR:HG22	1:E:201:GLU:N	1.73	1.04
1:A:224:LYS:HE2	1:B:52:ILE:CG2	1.86	1.04
1:B:277:THR:HG22	1:B:278:PRO:HD2	1.06	1.03
1:D:209:ILE:CG2	1:D:210:LYS:N	2.21	1.03
1:D:171:ARG:NH2	1:F:63:PRO:HD3	1.73	1.03
1:F:152:SER:HA	1:F:259:PRO:HG2	1.36	1.02
1:C:99:ASN:CA	1:C:100:LYS:HB2	1.90	1.02

Continued on next page...

Continued from previous page...

Atom-1	Atom-2	Interatomic distance (Å)	Clash overlap (Å)
1:A:52:ILE:HG22	1:B:224:LYS:HE2	1.01	1.01
1:B:264:MET:CE	1:B:275:ILE:CG2	2.39	1.00
1:F:295:THR:HG22	1:F:298:GLU:H	1.26	1.00
1:F:272:ASP:O	1:F:273:ILE:HG23	1.61	1.00
1:C:91:GLY:CA	1:C:92:GLU:CB	2.36	1.00
1:B:277:THR:CG2	1:B:278:PRO:HD2	1.91	0.99
1:D:52:ILE:HG23	1:F:224:LYS:CE	1.91	0.99
1:D:198:THR:CG2	1:D:201:GLU:H	1.76	0.98
1:D:283:ARG:HG2	1:D:283:ARG:HH11	1.29	0.98
1:F:295:THR:HG22	1:F:298:GLU:CB	1.92	0.98
1:D:198:THR:HG22	1:D:201:GLU:H	1.26	0.97
1:D:88:GLN:HA	1:D:89:LYS:HB3	1.43	0.97
1:C:99:ASN:CA	1:C:100:LYS:CB	2.41	0.96
1:B:264:MET:HE2	1:B:275:ILE:CG2	1.95	0.96
1:A:44:LYS:HE3	1:A:48:LYS:NZ	1.80	0.96
1:A:249:ALA:HA	1:A:254:GLU:HG3	1.46	0.96
1:C:91:GLY:HA3	1:C:92:GLU:HB2	0.96	0.96
1:A:266:GLY:N	1:A:271:ASN:ND2	2.12	0.96
1:A:299:GLU:OE1	1:A:299:GLU:CA	2.14	0.95
1:A:157:ARG:HD2	1:A:224:LYS:HG2	1.48	0.95
1:A:224:LYS:HE2	1:B:52:ILE:HG23	1.47	0.95
1:D:52:ILE:HG23	1:F:224:LYS:HE3	1.44	0.95
1:A:299:GLU:OE1	1:A:299:GLU:HA	1.67	0.94
1:B:7:LYS:NZ	1:B:7:LYS:HB3	1.77	0.94
1:F:198:THR:CG2	1:F:201:GLU:H	1.79	0.94
1:E:210:LYS:NZ	1:E:213:LYS:HD2	1.81	0.94
1:A:270:LEU:O	1:A:271:ASN:ND2	1.99	0.93
1:F:211:GLU:O	1:F:215:VAL:HG23	1.68	0.93
1:A:198:THR:HB	1:A:201:GLU:HG3	1.49	0.93
1:A:52:ILE:CG2	1:B:224:LYS:HE3	1.96	0.93
1:B:4:ILE:HG12	1:B:5:THR:H	0.77	0.93
1:E:157:ARG:NH1	3:E:401:SO4:O2	2.01	0.93
1:A:44:LYS:HE3	1:A:48:LYS:HZ1	1.31	0.93
1:F:93:THR:HG22	1:F:95:LEU:N	1.85	0.92
1:B:277:THR:HG22	1:B:278:PRO:CD	1.98	0.92
1:A:272:ASP:C	1:A:273:ILE:CG2	2.35	0.91
1:A:278:PRO:HG2	1:A:292:ILE:HD11	1.51	0.91
1:F:295:THR:CG2	1:F:298:GLU:HB2	2.01	0.91
1:D:52:ILE:CG2	1:F:224:LYS:CE	2.49	0.91
1:C:99:ASN:H	1:C:100:LYS:HB3	1.35	0.90
1:C:198:THR:CG2	1:C:201:GLU:HG3	2.01	0.90

Continued on next page...

Continued from previous page...

Atom-1	Atom-2	Interatomic distance (Å)	Clash overlap (Å)
1:B:295:THR:HG22	1:B:298:GLU:H	1.35	0.90
1:C:293:PRO:HG2	1:F:201:GLU:OE2	1.69	0.90
1:D:94:ARG:HG3	1:D:94:ARG:HH11	1.35	0.90
1:B:165:MET:SD	1:B:217:MET:HE3	2.12	0.89
1:A:224:LYS:CE	1:B:52:ILE:HG23	2.02	0.89
1:A:42:ILE:H	1:A:42:ILE:HD12	1.36	0.89
1:A:71:TYR:CD1	1:A:112:ILE:CD1	2.56	0.88
1:F:211:GLU:HA	1:F:211:GLU:OE2	1.72	0.87
1:D:209:ILE:HG22	1:D:210:LYS:H	1.09	0.87
1:D:11:LYS:HD2	1:D:36:GLU:OE2	1.73	0.87
1:E:210:LYS:HZ1	1:E:213:LYS:HD2	1.37	0.87
1:C:309:LEU:O	1:C:313:LEU:HD12	1.75	0.86
1:A:211:GLU:HA	1:A:211:GLU:OE2	1.75	0.86
1:A:272:ASP:C	1:A:273:ILE:HG23	1.93	0.86
1:C:99:ASN:HB2	1:C:100:LYS:HB2	1.55	0.86
1:D:198:THR:HG22	1:D:201:GLU:N	1.91	0.86
1:E:295:THR:HG22	1:E:298:GLU:N	1.91	0.86
1:A:129:ASP:OD1	1:A:261:SER:HB3	1.74	0.85
1:B:4:ILE:O	1:B:5:THR:CG2	2.23	0.85
1:C:198:THR:HG22	1:C:201:GLU:HG3	1.56	0.85
1:C:99:ASN:N	1:C:100:LYS:CB	2.39	0.85
1:B:69:ALA:HB1	1:B:73:ASP:OD2	1.76	0.85
1:A:54:LEU:HD23	1:B:237:TYR:CD2	2.12	0.85
1:C:295:THR:HG22	1:C:296:ASP:N	1.90	0.84
1:E:210:LYS:HE3	1:E:210:LYS:N	1.92	0.84
1:D:52:ILE:CG2	1:F:224:LYS:HE3	2.07	0.84
1:A:263:TYR:OH	1:A:272:ASP:HA	1.77	0.84
1:B:135:THR:O	1:B:139:SER:CB	2.24	0.84
1:E:295:THR:CG2	1:E:298:GLU:H	1.90	0.84
1:A:169:ASP:OD2	1:A:171:ARG:NH2	2.11	0.84
1:B:4:ILE:CG1	1:B:5:THR:N	2.14	0.84
1:D:313:LEU:O	1:D:313:LEU:HD13	1.76	0.84
1:C:61:THR:HG22	1:C:62:SER:O	1.78	0.84
1:A:239:ILE:HG13	1:A:243:LEU:CD2	2.08	0.84
1:B:198:THR:HG22	1:B:200:ALA:N	1.93	0.84
1:B:11:LYS:HE3	1:B:36:GLU:OE2	1.78	0.83
1:F:272:ASP:OD2	1:F:272:ASP:N	2.10	0.83
1:A:264:MET:HA	1:A:264:MET:HE2	1.60	0.83
1:A:93:THR:HB	1:A:96:ASP:OD1	1.77	0.83
1:B:275:ILE:HG21	1:B:302:MET:CE	2.09	0.83
1:B:157:ARG:NH1	3:B:401:SO4:O1	2.09	0.83

Continued on next page...

Continued from previous page...

Atom-1	Atom-2	Interatomic distance (Å)	Clash overlap (Å)
1:C:282:ASN:ND2	1:C:287:GLN:HE21	1.77	0.83
1:B:106:LYS:HG3	1:B:138:LEU:CD2	2.09	0.82
1:A:71:TYR:HD1	1:A:112:ILE:HD11	1.44	0.82
1:C:100:LYS:HD3	1:C:100:LYS:C	1.98	0.81
1:C:273:ILE:HG21	1:C:310:LYS:HD2	1.62	0.81
1:D:254:GLU:O	1:D:255:ASN:HB2	1.78	0.81
1:F:198:THR:HB	1:F:201:GLU:OE1	1.80	0.81
1:A:299:GLU:OE1	1:A:299:GLU:O	1.98	0.81
1:F:295:THR:HG22	1:F:298:GLU:N	1.94	0.81
1:F:271:ASN:C	1:F:272:ASP:OD2	2.19	0.81
1:B:264:MET:HE3	1:B:275:ILE:HG21	1.63	0.81
1:E:249:ALA:HA	1:E:254:GLU:HG3	1.61	0.81
1:A:52:ILE:HG23	1:B:224:LYS:HE3	1.62	0.81
1:A:134:ALA:O	1:A:138:LEU:HD12	1.80	0.80
1:F:262:VAL:HG23	1:F:264:MET:CE	2.12	0.80
1:B:165:MET:SD	1:B:217:MET:CE	2.70	0.80
1:F:191:HIS:CD2	1:F:292:ILE:HG23	2.15	0.80
1:A:198:THR:HG22	1:A:200:ALA:N	1.97	0.80
1:C:7:LYS:HD3	1:D:7:LYS:HB3	1.62	0.80
1:D:199:ILE:O	1:D:203:VAL:HG23	1.82	0.80
1:D:87:PRO:O	1:D:88:GLN:HB2	1.81	0.80
1:E:65:LYS:HB2	1:E:65:LYS:NZ	1.96	0.80
1:B:190:SER:OG	1:B:191:HIS:HD2	1.64	0.79
1:F:198:THR:HG22	1:F:201:GLU:H	1.46	0.79
1:C:295:THR:HG22	1:C:297:HIS:H	1.46	0.79
1:E:283:ARG:NH1	1:F:6:ASP:OD1	2.14	0.79
1:D:171:ARG:HH21	1:F:63:PRO:HD3	1.48	0.79
1:C:198:THR:HG22	1:C:201:GLU:H	1.48	0.79
1:A:180:GLU:HG2	1:A:184:THR:OG1	1.82	0.79
1:C:109:VAL:O	1:C:113:VAL:HG23	1.83	0.79
1:F:198:THR:HG22	1:F:201:GLU:CB	2.11	0.79
1:C:4:ILE:O	1:C:7:LYS:HG3	1.82	0.79
1:A:7:LYS:C	1:A:7:LYS:HD3	2.04	0.78
1:A:71:TYR:CD1	1:A:112:ILE:HD11	2.19	0.78
1:A:180:GLU:HG3	1:A:180:GLU:O	1.81	0.78
1:C:105:LEU:HD22	1:C:131:LEU:HD22	1.66	0.78
1:A:157:ARG:CD	1:A:224:LYS:HG2	2.13	0.78
1:F:272:ASP:O	1:F:273:ILE:CG2	2.30	0.78
1:F:103:LYS:N	1:F:103:LYS:HD2	1.98	0.77
1:F:103:LYS:N	1:F:103:LYS:CD	2.46	0.77
1:A:264:MET:HA	1:A:264:MET:CE	2.13	0.77

Continued on next page...

Continued from previous page...

Atom-1	Atom-2	Interatomic distance (Å)	Clash overlap (Å)
1:F:93:THR:HG21	1:F:95:LEU:HB3	1.66	0.77
1:A:98:VAL:HG13	1:A:99:ASN:OD1	1.84	0.77
1:D:52:ILE:CG2	1:F:224:LYS:HE2	2.15	0.77
1:D:211:GLU:N	1:D:211:GLU:OE2	2.15	0.77
1:A:299:GLU:OE1	1:A:299:GLU:C	2.24	0.77
1:D:272:ASP:O	1:D:273:ILE:HG23	1.86	0.76
1:B:92:GLU:OE1	1:B:100:LYS:HE2	1.84	0.76
1:F:198:THR:HG23	1:F:201:GLU:H	1.50	0.76
1:F:4:ILE:O	1:F:7:LYS:HG3	1.85	0.76
1:D:198:THR:HG23	1:D:200:ALA:H	1.49	0.76
1:D:148:GLY:HA3	1:D:261:SER:OG	1.85	0.76
1:D:93:THR:HG23	1:D:95:LEU:H	1.51	0.76
1:B:213:LYS:NZ	1:B:217:MET:HE2	2.00	0.76
1:B:270:LEU:C	1:B:271:ASN:ND2	2.40	0.75
1:C:91:GLY:N	1:C:92:GLU:HB3	2.00	0.75
1:C:311:LYS:O	1:C:315:ASP:HB2	1.87	0.75
1:A:122:LEU:HD12	1:A:147:VAL:O	1.86	0.74
1:D:93:THR:HG22	1:D:96:ASP:H	1.53	0.74
1:D:198:THR:CG2	1:D:200:ALA:N	2.51	0.74
1:A:198:THR:HB	1:A:201:GLU:CG	2.18	0.74
1:D:87:PRO:O	1:D:88:GLN:CB	2.35	0.74
1:D:313:LEU:C	1:D:313:LEU:HD13	2.08	0.74
1:E:65:LYS:HB2	1:E:65:LYS:HZ2	1.52	0.74
1:B:157:ARG:HD2	1:B:224:LYS:HD3	1.69	0.73
1:F:235:THR:O	1:F:235:THR:HG22	1.86	0.73
1:A:118:ASN:OD1	1:A:118:ASN:O	2.05	0.73
1:A:52:ILE:HG23	1:B:224:LYS:CE	2.13	0.73
1:C:192:ALA:HB3	1:C:199:ILE:HG13	1.69	0.73
1:A:184:THR:HG1	1:A:305:SER:HG	1.33	0.73
1:A:262:VAL:O	1:A:274:TYR:HA	1.88	0.73
1:F:191:HIS:HD2	1:F:292:ILE:HG23	1.52	0.73
1:F:191:HIS:HD2	1:F:292:ILE:CG2	2.02	0.73
1:B:317:PHE:N	1:B:317:PHE:CD1	2.57	0.73
1:B:275:ILE:HG21	1:B:302:MET:HE3	1.70	0.73
1:A:198:THR:HG22	1:A:201:GLU:H	1.54	0.73
1:C:192:ALA:CB	1:C:199:ILE:HG13	2.19	0.73
1:F:4:ILE:O	1:F:7:LYS:CG	2.36	0.73
1:D:93:THR:HG23	1:D:94:ARG:N	2.03	0.72
1:E:152:SER:HA	1:E:259:PRO:HG2	1.69	0.72
1:C:91:GLY:N	1:C:92:GLU:CB	2.52	0.72
1:A:54:LEU:CD2	1:B:237:TYR:CD2	2.72	0.72

Continued on next page...

Continued from previous page...

Atom-1	Atom-2	Interatomic distance (Å)	Clash overlap (Å)
1:B:110:ASP:HB2	1:B:111:PRO:HD3	1.71	0.72
1:A:56:ASP:OD1	1:B:224:LYS:NZ	2.20	0.72
1:C:193:ASN:HB2	1:C:197:VAL:O	1.89	0.72
1:D:152:SER:HA	1:D:259:PRO:HG2	1.70	0.72
1:C:299:GLU:OE1	1:C:303:GLN:HG2	1.88	0.72
1:F:103:LYS:H	1:F:103:LYS:CD	2.03	0.72
1:B:275:ILE:CG2	1:B:302:MET:HE1	2.19	0.72
1:B:264:MET:HE3	1:B:275:ILE:CG2	2.19	0.71
1:A:165:MET:HG3	1:A:213:LYS:HE2	1.72	0.71
1:E:33:ILE:O	1:E:34:ALA:HB3	1.89	0.71
1:D:88:GLN:HA	1:D:89:LYS:CB	2.20	0.71
1:C:295:THR:CG2	1:C:296:ASP:N	2.53	0.71
1:C:272:ASP:O	1:C:273:ILE:HG22	1.90	0.71
1:D:118:ASN:ND2	1:D:145:ARG:HH12	1.88	0.71
1:D:93:THR:CG2	1:D:95:LEU:H	2.04	0.71
1:E:11:LYS:HE3	1:E:36:GLU:OE2	1.91	0.70
1:D:313:LEU:CD1	1:D:313:LEU:C	2.60	0.70
1:D:223:ASN:HD22	1:D:226:TYR:HD2	1.39	0.70
1:F:198:THR:HG22	1:F:201:GLU:HG3	0.71	0.70
1:B:257:VAL:HA	1:B:279:ALA:O	1.91	0.70
1:C:100:LYS:H	1:C:103:LYS:HB2	1.55	0.70
1:F:273:ILE:HG13	1:F:273:ILE:O	1.91	0.70
1:A:263:TYR:CE2	1:A:265:ASP:OD1	2.45	0.70
1:F:197:VAL:HG12	1:F:198:THR:N	2.06	0.70
1:C:100:LYS:C	1:C:100:LYS:CD	2.60	0.70
1:E:145:ARG:NE	1:F:3:SER:HB2	2.07	0.70
1:B:190:SER:OG	1:B:191:HIS:CD2	2.44	0.70
1:F:174:HIS:ND1	3:F:402:SO4:O2	2.24	0.69
1:A:4:ILE:O	1:A:7:LYS:HG3	1.92	0.69
1:B:33:ILE:O	1:B:34:ALA:HB3	1.92	0.69
1:A:169:ASP:OD1	1:A:171:ARG:HD3	1.92	0.69
1:E:88:GLN:HB2	1:E:97:LEU:HD13	1.73	0.69
1:C:61:THR:CG2	1:C:62:SER:O	2.40	0.69
1:B:169:ASP:OD2	1:B:171:ARG:NH2	2.25	0.69
1:B:308:GLN:O	1:B:312:VAL:HG23	1.92	0.69
1:D:272:ASP:O	1:D:273:ILE:CG2	2.41	0.69
1:C:228:ILE:HB	1:C:235:THR:HG22	1.73	0.69
1:B:47:THR:OG1	1:B:68:SER:HB2	1.93	0.69
1:F:99:ASN:O	1:F:103:LYS:HD3	1.93	0.68
1:F:105:LEU:HD22	1:F:131:LEU:HD22	1.75	0.68
1:C:61:THR:CG2	1:C:62:SER:N	2.57	0.68

Continued on next page...

Continued from previous page...

Atom-1	Atom-2	Interatomic distance (Å)	Clash overlap (Å)
1:E:300:GLU:OE1	1:E:304:LYS:HE2	1.92	0.68
1:A:4:ILE:C	1:A:6:ASP:H	1.95	0.68
1:D:198:THR:HG23	1:D:200:ALA:N	2.09	0.68
1:C:282:ASN:HD21	1:C:287:GLN:HE21	1.40	0.68
1:E:17:ASP:N	1:E:41:ASP:OD2	2.21	0.68
1:B:7:LYS:HZ2	1:B:7:LYS:HB3	1.58	0.68
1:B:198:THR:HB	1:B:201:GLU:HG3	1.76	0.68
1:C:169:ASP:OD2	1:C:171:ARG:NH2	2.27	0.68
1:D:29:VAL:HA	1:D:64:LYS:NZ	2.09	0.68
1:E:198:THR:CG2	1:E:201:GLU:H	1.89	0.68
1:D:209:ILE:O	1:D:210:LYS:HB2	1.94	0.68
1:D:283:ARG:HG2	1:D:283:ARG:NH1	2.03	0.67
1:B:275:ILE:HG23	1:B:302:MET:HE1	1.75	0.67
1:C:295:THR:HG22	1:C:296:ASP:H	1.57	0.67
1:A:33:ILE:O	1:A:34:ALA:HB3	1.93	0.67
1:F:235:THR:O	1:F:235:THR:CG2	2.41	0.67
1:E:208:GLU:O	1:E:210:LYS:HE2	1.93	0.67
1:F:263:TYR:CE2	1:F:272:ASP:HA	2.30	0.67
1:D:198:THR:HG23	1:D:199:ILE:N	2.10	0.67
1:D:198:THR:HG21	1:D:200:ALA:HB3	1.75	0.67
1:A:263:TYR:C	1:A:264:MET:HE3	2.14	0.67
1:B:275:ILE:CG2	1:B:302:MET:CE	2.72	0.67
1:B:239:ILE:HG13	1:B:243:LEU:HD22	1.75	0.67
1:B:198:THR:HG21	1:B:200:ALA:HB3	1.76	0.67
1:B:193:ASN:HB2	1:B:197:VAL:O	1.94	0.67
1:A:152:SER:HA	1:A:259:PRO:HG2	1.76	0.67
1:B:264:MET:CE	1:B:275:ILE:HG21	2.18	0.67
1:B:152:SER:HB3	1:B:259:PRO:O	1.95	0.67
1:D:88:GLN:CA	1:D:89:LYS:HB3	2.22	0.67
1:D:94:ARG:NH1	1:D:94:ARG:HG3	2.04	0.67
1:F:271:ASN:HB3	1:F:272:ASP:OD2	1.95	0.66
1:E:212:ASP:OD1	1:E:212:ASP:C	2.30	0.66
1:B:213:LYS:HZ2	1:B:217:MET:HE2	1.60	0.66
1:F:93:THR:HG22	1:F:95:LEU:H	1.59	0.66
1:B:295:THR:CG2	1:B:298:GLU:HG3	2.26	0.66
1:F:278:PRO:HG2	1:F:292:ILE:CD1	2.26	0.66
1:E:212:ASP:OD1	1:E:213:LYS:N	2.29	0.66
1:C:198:THR:CG2	1:C:201:GLU:H	2.09	0.66
1:D:232:LYS:HE3	1:D:234:ALA:O	1.96	0.66
1:F:300:GLU:O	1:F:304:LYS:HG3	1.96	0.66
1:A:271:ASN:O	1:A:273:ILE:HG23	1.95	0.66

Continued on next page...

Continued from previous page...

Atom-1	Atom-2	Interatomic distance (Å)	Clash overlap (Å)
1:F:93:THR:CG2	1:F:95:LEU:HB3	2.26	0.66
1:D:11:LYS:HD2	1:D:36:GLU:CD	2.15	0.65
1:A:163:ALA:HB1	1:A:168:VAL:O	1.96	0.65
1:B:295:THR:HG22	1:B:298:GLU:N	2.10	0.65
1:B:249:ALA:HA	1:B:254:GLU:HG3	1.79	0.65
1:C:295:THR:CG2	1:C:296:ASP:H	2.09	0.65
1:A:153:LEU:HD22	1:A:239:ILE:HB	1.77	0.65
1:B:4:ILE:C	1:B:6:ASP:H	1.98	0.65
1:A:7:LYS:C	1:A:7:LYS:CD	2.65	0.65
1:F:103:LYS:H	1:F:103:LYS:HD3	1.60	0.65
1:E:128:VAL:HG13	1:E:129:ASP:N	2.12	0.65
1:C:198:THR:HG22	1:C:201:GLU:N	2.11	0.65
1:D:93:THR:CG2	1:D:95:LEU:N	2.59	0.65
1:E:89:LYS:HG2	1:E:92:GLU:CD	2.18	0.65
1:D:198:THR:CG2	1:D:199:ILE:N	2.58	0.65
1:C:61:THR:HG23	1:C:62:SER:N	2.10	0.65
1:B:34:ALA:O	1:B:64:LYS:HE3	1.97	0.65
1:F:199:ILE:O	1:F:203:VAL:HG23	1.97	0.64
1:B:198:THR:HG22	1:B:201:GLU:H	1.60	0.64
1:C:224:LYS:CE	1:E:52:ILE:HG23	2.27	0.64
1:B:183:ASP:O	1:B:222:ARG:HD2	1.98	0.64
1:A:112:ILE:HG22	1:A:113:VAL:N	2.12	0.64
1:E:116:GLY:O	1:E:117:PHE:C	2.36	0.64
1:D:224:LYS:CE	1:F:52:ILE:HG23	2.27	0.64
1:F:193:ASN:HB2	1:F:197:VAL:O	1.98	0.64
1:A:42:ILE:H	1:A:42:ILE:CD1	2.11	0.64
1:F:184:THR:O	1:F:305:SER:HB2	1.98	0.64
1:E:210:LYS:N	1:E:210:LYS:CE	2.48	0.64
1:F:263:TYR:OH	1:F:272:ASP:HB3	1.98	0.63
1:A:211:GLU:CA	1:A:211:GLU:OE2	2.44	0.63
1:F:174:HIS:HB2	1:F:193:ASN:ND2	2.13	0.63
1:D:89:LYS:HB3	1:D:92:GLU:OE2	1.98	0.63
1:A:4:ILE:C	1:A:6:ASP:N	2.51	0.63
1:C:110:ASP:N	1:C:111:PRO:HD2	2.14	0.63
1:C:130:ILE:HD12	1:C:309:LEU:CD2	2.28	0.63
1:C:91:GLY:H	1:C:92:GLU:HB3	1.60	0.63
1:C:130:ILE:CD1	1:C:309:LEU:HD23	2.29	0.63
1:F:183:ASP:N	1:F:183:ASP:OD1	2.31	0.63
1:D:93:THR:CG2	1:D:94:ARG:N	2.61	0.63
1:D:157:ARG:HH12	2:D:401:PYR:C1	2.12	0.63
1:C:262:VAL:O	1:C:274:TYR:HA	1.98	0.63

Continued on next page...

Continued from previous page...

Atom-1	Atom-2	Interatomic distance (Å)	Clash overlap (Å)
1:A:263:TYR:CZ	1:A:272:ASP:HA	2.33	0.63
1:A:198:THR:HG21	1:A:200:ALA:HB3	1.80	0.63
1:F:189:TRP:CH2	1:F:214:LEU:HD22	2.34	0.62
1:F:93:THR:HB	1:F:96:ASP:HB2	1.80	0.62
1:B:7:LYS:HB3	1:B:7:LYS:HZ3	1.63	0.62
1:D:88:GLN:CA	1:D:89:LYS:CB	2.76	0.62
1:B:7:LYS:CB	1:B:7:LYS:NZ	2.61	0.62
1:B:263:TYR:CZ	1:B:272:ASP:HA	2.34	0.62
1:A:56:ASP:OD2	1:B:157:ARG:HD3	1.99	0.62
1:D:200:ALA:O	1:D:203:VAL:HB	1.98	0.62
1:A:98:VAL:CG1	1:A:99:ASN:OD1	2.47	0.62
1:B:26:TYR:CZ	1:B:30:LEU:HD11	2.35	0.62
1:A:165:MET:SD	1:A:217:MET:HE1	2.38	0.62
1:C:3:SER:HB2	1:D:145:ARG:CZ	2.30	0.62
1:A:125:ALA:HB3	1:A:131:LEU:HD12	1.82	0.62
1:F:235:THR:HG21	3:F:401:SO4:O4	2.00	0.61
1:B:227:GLU:OE1	1:B:227:GLU:HA	2.00	0.61
1:D:270:LEU:HD11	1:D:302:MET:HG3	1.81	0.61
1:F:257:VAL:O	1:F:258:LEU:HD23	2.00	0.61
1:C:153:LEU:O	1:C:157:ARG:HG3	1.99	0.61
1:A:165:MET:HG3	1:A:213:LYS:CE	2.30	0.61
1:A:295:THR:CG2	1:A:297:HIS:HB3	2.31	0.61
1:D:277:THR:HG22	1:D:278:PRO:CD	2.24	0.61
1:D:224:LYS:HE2	1:F:52:ILE:HG23	1.83	0.61
1:D:183:ASP:N	1:D:183:ASP:OD2	2.33	0.61
1:E:210:LYS:HZ2	1:E:213:LYS:HD2	1.65	0.61
1:B:295:THR:CG2	1:B:298:GLU:H	2.08	0.61
1:C:166:VAL:HG12	1:C:168:VAL:HB	1.81	0.61
1:C:99:ASN:H	1:C:100:LYS:CB	2.07	0.61
1:A:52:ILE:HG21	1:B:224:LYS:CE	2.27	0.60
1:A:239:ILE:HG13	1:A:243:LEU:HD21	1.83	0.60
1:F:188:VAL:O	1:F:188:VAL:HG12	2.00	0.60
1:D:171:ARG:HH22	1:F:63:PRO:HD3	1.61	0.60
1:C:241:THR:HG21	1:E:57:ALA:HB1	1.81	0.60
1:A:295:THR:HB	1:A:298:GLU:OE1	2.01	0.60
1:D:293:PRO:HG2	1:E:201:GLU:CD	2.22	0.60
1:A:198:THR:CG2	1:A:200:ALA:HB3	2.32	0.60
1:A:295:THR:HG22	1:A:298:GLU:H	1.66	0.60
1:A:264:MET:CA	1:A:264:MET:CE	2.79	0.60
1:C:299:GLU:O	1:C:299:GLU:OE1	2.19	0.60
1:A:98:VAL:HG13	1:A:99:ASN:N	2.15	0.60

Continued on next page...

Continued from previous page...

Atom-1	Atom-2	Interatomic distance (Å)	Clash overlap (Å)
1:A:118:ASN:CG	1:A:118:ASN:O	2.39	0.60
1:B:198:THR:CG2	1:B:200:ALA:HB3	2.32	0.59
1:B:198:THR:CG2	1:B:200:ALA:N	2.64	0.59
1:E:89:LYS:HG2	1:E:92:GLU:OE2	2.02	0.59
1:E:245:ARG:NH1	1:E:254:GLU:OE1	2.35	0.59
1:F:189:TRP:CZ3	1:F:214:LEU:HD22	2.37	0.59
1:F:197:VAL:HG12	1:F:198:THR:H	1.67	0.59
1:C:103:LYS:HA	1:C:103:LYS:HE2	1.85	0.59
1:B:127:PRO:HG2	1:B:130:ILE:HB	1.84	0.59
1:C:228:ILE:CG2	1:C:235:THR:HG22	2.33	0.59
1:F:198:THR:HG22	1:F:201:GLU:N	2.17	0.59
1:A:263:TYR:CD2	1:A:265:ASP:OD1	2.56	0.59
1:C:198:THR:HG23	1:C:200:ALA:N	2.17	0.59
1:F:290:LEU:N	1:F:290:LEU:HD23	2.18	0.59
1:B:129:ASP:OD1	1:B:261:SER:OG	2.10	0.59
1:D:198:THR:HG21	1:D:201:GLU:H	1.63	0.59
1:C:295:THR:HG22	1:C:297:HIS:N	2.15	0.59
1:C:282:ASN:ND2	1:C:287:GLN:NE2	2.49	0.59
1:A:29:VAL:HA	1:A:64:LYS:HE2	1.85	0.58
1:F:24:TYR:CD1	1:F:243:LEU:HB3	2.37	0.58
1:D:283:ARG:CG	1:D:283:ARG:HH11	2.06	0.58
1:A:95:LEU:HD12	1:A:127:PRO:HB3	1.83	0.58
1:B:86:ALA:CB	1:B:100:LYS:HD2	2.34	0.58
1:C:186:PHE:CZ	1:C:302:MET:HB2	2.38	0.58
1:F:197:VAL:CG1	1:F:198:THR:N	2.67	0.58
1:E:158:PHE:O	1:E:162:ILE:HG13	2.03	0.58
1:B:122:LEU:HD12	1:B:123:VAL:N	2.18	0.58
1:F:206:HIS:N	1:F:207:PRO:HD3	2.18	0.58
1:F:151:THR:O	1:F:152:SER:C	2.42	0.58
1:E:42:ILE:HD12	1:E:43:PHE:N	2.19	0.58
1:B:155:THR:O	1:B:159:ARG:HG3	2.03	0.58
1:D:70:GLU:OE1	1:D:70:GLU:HA	2.03	0.58
1:C:187:PRO:HD3	1:C:218:PHE:CZ	2.39	0.57
1:A:295:THR:HG22	1:A:297:HIS:HB3	1.85	0.57
1:D:209:ILE:O	1:D:210:LYS:CB	2.52	0.57
1:D:153:LEU:O	1:D:157:ARG:HG3	2.04	0.57
1:F:197:VAL:CG1	1:F:198:THR:H	2.17	0.57
1:D:206:HIS:CB	1:D:208:GLU:OE2	2.37	0.57
1:D:29:VAL:HA	1:D:64:LYS:HZ3	1.69	0.57
1:B:157:ARG:CD	1:B:224:LYS:HD3	2.35	0.57
1:F:169:ASP:OD2	1:F:171:ARG:HD3	2.03	0.57

Continued on next page...

Continued from previous page...

Atom-1	Atom-2	Interatomic distance (Å)	Clash overlap (Å)
1:F:262:VAL:HG23	1:F:264:MET:HE1	1.85	0.57
1:F:17:ASP:O	1:F:46:LYS:HE3	2.05	0.57
1:E:88:GLN:CB	1:E:97:LEU:HD13	2.35	0.57
1:E:192:ALA:O	1:E:199:ILE:HG12	2.05	0.56
1:C:37:ILE:HD11	1:C:64:LYS:HE2	1.88	0.56
1:A:85:GLY:HA2	1:A:101:ASN:OD1	2.05	0.56
1:A:263:TYR:OH	1:A:272:ASP:OD2	2.23	0.56
1:D:278:PRO:HB2	1:D:290:LEU:HB2	1.87	0.56
1:A:164:LYS:NZ	1:B:55:GLU:OE2	2.36	0.56
1:A:143:LYS:HD3	1:A:143:LYS:H	1.70	0.56
1:B:74:ALA:O	1:B:76:ASP:N	2.39	0.56
1:C:207:PRO:O	1:C:210:LYS:NZ	2.38	0.56
1:F:198:THR:CG2	1:F:201:GLU:N	2.61	0.56
1:E:288:ASN:ND2	4:E:501:HOH:O	2.36	0.56
1:A:52:ILE:HG21	1:B:224:LYS:HE2	1.79	0.56
1:E:295:THR:HB	1:E:298:GLU:OE1	2.06	0.56
1:C:228:ILE:CB	1:C:235:THR:HG22	2.35	0.56
1:B:159:ARG:NH2	1:B:174:HIS:HA	2.20	0.56
1:F:295:THR:HG22	1:F:298:GLU:CA	2.36	0.56
1:F:187:PRO:HG3	1:F:218:PHE:CG	2.41	0.56
1:F:10:GLN:HA	1:F:78:ASP:OD2	2.06	0.56
1:B:165:MET:SD	1:B:217:MET:HE1	2.46	0.56
1:E:267:GLN:HB3	1:E:291:GLU:HG2	1.88	0.56
1:C:224:LYS:HE2	1:E:52:ILE:HG23	1.87	0.55
1:A:42:ILE:HD12	1:A:42:ILE:N	2.15	0.55
1:B:198:THR:CG2	1:B:199:ILE:N	2.68	0.55
1:C:224:LYS:HE3	1:E:52:ILE:HG23	1.87	0.55
1:C:287:GLN:OE1	1:C:287:GLN:HA	2.05	0.55
1:C:245:ARG:NH1	1:C:254:GLU:OE1	2.29	0.55
1:B:317:PHE:N	1:B:317:PHE:HD1	2.02	0.55
1:D:224:LYS:NZ	1:F:56:ASP:OD1	2.38	0.55
1:A:110:ASP:HB2	1:A:111:PRO:CD	2.37	0.55
1:D:283:ARG:NH1	1:D:283:ARG:CG	2.67	0.55
1:C:198:THR:HG23	1:C:199:ILE:N	2.22	0.55
1:B:271:ASN:ND2	1:B:271:ASN:N	2.54	0.55
1:B:106:LYS:HG3	1:B:138:LEU:HD22	1.86	0.55
1:D:300:GLU:OE1	1:D:304:LYS:HE2	2.06	0.55
1:F:184:THR:OG1	1:F:184:THR:O	2.18	0.55
1:B:248:LYS:HG2	1:B:252:ASN:ND2	2.23	0.54
1:C:15:VAL:HG11	1:C:108:ILE:HD13	1.89	0.54
1:C:310:LYS:HA	1:C:313:LEU:CD1	2.37	0.54

Continued on next page...

Continued from previous page...

Atom-1	Atom-2	Interatomic distance (Å)	Clash overlap (Å)
1:F:4:ILE:HG23	1:F:5:THR:N	2.22	0.54
1:C:192:ALA:HB3	1:C:199:ILE:CG1	2.37	0.54
1:B:43:PHE:O	1:B:47:THR:HG23	2.07	0.54
1:F:163:ALA:HB1	1:F:168:VAL:O	2.06	0.54
1:D:98:VAL:HG13	1:D:99:ASN:N	2.23	0.54
1:B:235:THR:HG21	3:B:401:SO4:O4	2.07	0.54
1:A:86:ALA:HB3	1:A:97:LEU:HD22	1.87	0.54
1:F:158:PHE:CD2	1:F:177:ILE:CD1	2.91	0.54
1:F:26:TYR:CZ	1:F:30:LEU:HD11	2.41	0.54
1:B:67:TYR:CE2	1:B:69:ALA:HB2	2.42	0.54
1:C:169:ASP:HB2	1:F:254:GLU:O	2.07	0.54
1:E:128:VAL:CG1	1:E:129:ASP:N	2.71	0.54
1:F:299:GLU:HA	1:F:299:GLU:OE2	2.07	0.54
1:F:149:SER:O	1:F:150:GLY:C	2.46	0.54
1:B:130:ILE:HD12	1:B:130:ILE:N	2.22	0.54
1:F:137:LYS:HE2	1:F:137:LYS:O	2.06	0.54
1:D:171:ARG:HD2	1:F:61:THR:O	2.08	0.54
1:F:157:ARG:HD2	1:F:224:LYS:HG2	1.89	0.54
1:C:7:LYS:HE2	1:D:7:LYS:O	2.08	0.54
1:B:174:HIS:HB3	3:B:402:SO4:O1	2.07	0.54
1:C:103:LYS:HA	1:C:103:LYS:CE	2.38	0.54
1:F:152:SER:CA	1:F:259:PRO:HG2	2.24	0.54
1:B:295:THR:HG22	1:B:298:GLU:HG3	1.88	0.54
1:B:26:TYR:CE2	1:B:30:LEU:HD11	2.42	0.54
1:D:239:ILE:HG23	1:D:240:ALA:N	2.21	0.54
1:E:6:ASP:N	1:E:6:ASP:OD1	2.41	0.54
1:C:155:THR:O	1:C:159:ARG:HG3	2.08	0.54
1:F:106:LYS:HA	1:F:138:LEU:HD13	1.89	0.54
1:B:118:ASN:O	1:B:118:ASN:CG	2.44	0.54
1:A:263:TYR:HE2	1:A:265:ASP:OD1	1.91	0.53
1:B:144:ASN:HB2	1:B:286:ILE:HB	1.91	0.53
1:A:198:THR:HG22	1:A:201:GLU:N	2.21	0.53
1:B:130:ILE:HD12	1:B:130:ILE:H	1.73	0.53
1:A:110:ASP:HB2	1:A:111:PRO:HD3	1.90	0.53
1:D:174:HIS:NE2	3:D:403:SO4:O4	2.39	0.53
1:F:278:PRO:HG2	1:F:292:ILE:HD11	1.89	0.53
1:F:249:ALA:HA	1:F:254:GLU:HG3	1.89	0.53
1:B:203:VAL:HG22	1:B:209:ILE:HB	1.90	0.53
1:A:198:THR:CG2	1:A:201:GLU:H	2.21	0.53
1:B:122:LEU:HD12	1:B:122:LEU:C	2.29	0.53
1:D:55:GLU:OE2	1:F:164:LYS:HD2	2.08	0.53

Continued on next page...

Continued from previous page...

Atom-1	Atom-2	Interatomic distance (Å)	Clash overlap (Å)
1:D:260:LEU:O	1:D:276:GLY:HA2	2.08	0.53
1:D:30:LEU:HD13	1:F:27:ALA:HA	1.89	0.53
1:F:211:GLU:OE2	1:F:211:GLU:CA	2.48	0.53
1:B:106:LYS:HG3	1:B:138:LEU:HD21	1.91	0.53
1:D:26:TYR:CZ	1:D:30:LEU:HD11	2.43	0.53
1:E:262:VAL:O	1:E:274:TYR:HA	2.09	0.53
1:C:94:ARG:NH2	2:C:401:PYR:O2	2.32	0.53
1:D:182:GLY:O	1:D:185:GLU:HG2	2.09	0.53
1:C:72:SER:HA	1:C:115:SER:HB2	1.90	0.53
1:B:175:ALA:HB2	1:B:192:ALA:HB1	1.91	0.53
1:A:228:ILE:HB	1:A:235:THR:HG22	1.91	0.53
1:B:271:ASN:HD22	1:B:271:ASN:N	2.06	0.53
1:F:11:LYS:N	1:F:78:ASP:OD2	2.36	0.53
1:A:154:ASP:OD2	1:A:181:HIS:ND1	2.42	0.53
1:E:145:ARG:CZ	1:F:3:SER:HB2	2.39	0.53
1:D:198:THR:HB	1:D:201:GLU:CG	2.39	0.53
1:B:127:PRO:HB2	1:B:130:ILE:HD13	1.91	0.53
1:A:278:PRO:HG2	1:A:292:ILE:CD1	2.34	0.52
1:F:198:THR:HG21	1:F:201:GLU:CG	2.15	0.52
1:C:130:ILE:HD12	1:C:309:LEU:HD23	1.89	0.52
1:B:198:THR:O	1:B:202:TRP:N	2.23	0.52
1:C:194:ILE:HD12	1:C:202:TRP:CD2	2.44	0.52
1:E:169:ASP:OD1	1:E:171:ARG:HD2	2.09	0.52
1:D:17:ASP:O	1:D:46:LYS:HE2	2.10	0.52
1:A:44:LYS:HE3	1:A:48:LYS:CE	2.38	0.52
1:B:24:TYR:CD1	1:B:243:LEU:HB3	2.44	0.52
1:C:56:ASP:OD2	1:E:157:ARG:HD3	2.09	0.52
1:F:262:VAL:O	1:F:274:TYR:HA	2.09	0.52
1:B:259:PRO:O	1:B:260:LEU:HD23	2.09	0.52
1:F:239:ILE:O	1:F:243:LEU:HB2	2.09	0.52
1:F:70:GLU:O	1:F:73:ASP:HB2	2.09	0.52
1:E:119:GLY:O	1:E:145:ARG:NH2	2.38	0.52
1:A:188:VAL:HA	1:A:298:GLU:OE2	2.10	0.52
1:C:210:LYS:O	1:C:213:LYS:HB3	2.10	0.52
1:A:44:LYS:CE	1:A:48:LYS:NZ	2.63	0.52
1:C:130:ILE:HD11	1:C:309:LEU:HD23	1.91	0.52
1:C:166:VAL:HG22	1:C:202:TRP:CZ2	2.44	0.52
1:F:58:LEU:N	1:F:59:PRO:CD	2.73	0.52
1:E:317:PHE:O	1:E:318:ALA:HB2	2.09	0.52
1:F:174:HIS:HB2	1:F:193:ASN:HD21	1.75	0.52
1:D:4:ILE:HG23	1:D:5:THR:N	2.25	0.52

Continued on next page...

Continued from previous page...

Atom-1	Atom-2	Interatomic distance (Å)	Clash overlap (Å)
1:D:198:THR:CG2	1:D:201:GLU:HG3	2.40	0.51
3:C:402:SO4:O4	1:F:174:HIS:NE2	2.42	0.51
1:F:187:PRO:HD3	1:F:218:PHE:CZ	2.44	0.51
1:D:95:LEU:HD13	1:D:312:VAL:HG21	1.92	0.51
1:A:71:TYR:HB3	1:A:112:ILE:HD12	1.91	0.51
1:F:32:GLY:HA2	1:F:64:LYS:NZ	2.25	0.51
1:F:51:ALA:O	1:F:55:GLU:HG3	2.10	0.51
1:B:7:LYS:CB	1:B:7:LYS:HZ2	2.20	0.51
1:D:223:ASN:ND2	1:D:226:TYR:HD2	2.06	0.51
1:B:160:GLN:O	1:B:163:ALA:HB3	2.09	0.51
1:A:98:VAL:CG1	1:A:99:ASN:N	2.74	0.51
1:E:224:LYS:O	1:E:228:ILE:HG13	2.10	0.51
1:E:294:LEU:HD22	1:E:298:GLU:HB3	1.91	0.51
1:A:198:THR:CG2	1:A:200:ALA:N	2.71	0.51
1:E:120:ILE:HG13	1:F:5:THR:HG21	1.93	0.51
1:F:89:LYS:O	1:F:90:PRO:C	2.49	0.51
1:C:198:THR:HG23	1:C:200:ALA:H	1.76	0.51
1:A:127:PRO:HG2	1:A:130:ILE:HB	1.93	0.51
1:A:86:ALA:N	1:A:101:ASN:OD1	2.44	0.51
1:B:267:GLN:O	1:B:268:TYR:HB2	2.11	0.51
1:A:11:LYS:HE2	1:A:76:ASP:OD1	2.11	0.51
1:D:135:THR:O	1:D:139:SER:HB3	2.10	0.51
1:A:231:LEU:HD13	1:B:48:LYS:HB3	1.93	0.51
1:B:193:ASN:OD1	1:B:196:GLY:HA2	2.10	0.50
1:A:239:ILE:O	1:A:243:LEU:HD22	2.10	0.50
1:E:65:LYS:HZ3	1:E:65:LYS:HB2	1.76	0.50
1:E:263:TYR:CZ	1:E:272:ASP:HA	2.47	0.50
1:B:123:VAL:HG12	1:B:128:VAL:HG23	1.92	0.50
1:D:155:THR:HG23	1:D:175:ALA:O	2.11	0.50
1:D:57:ALA:HB1	1:F:241:THR:HG21	1.94	0.50
1:D:178:MET:SD	1:D:292:ILE:HD12	2.51	0.50
1:C:192:ALA:CB	1:C:199:ILE:CG1	2.89	0.50
1:A:134:ALA:C	1:A:138:LEU:HD12	2.32	0.50
1:B:317:PHE:HD1	1:B:317:PHE:H	1.58	0.50
1:D:141:PHE:HB3	1:D:142:PRO:CD	2.41	0.50
1:B:206:HIS:N	1:B:207:PRO:HD3	2.26	0.50
1:C:166:VAL:CG1	1:C:168:VAL:HB	2.42	0.50
1:F:222:ARG:HG3	1:F:222:ARG:O	2.12	0.50
1:F:198:THR:O	1:F:201:GLU:N	2.44	0.50
1:B:4:ILE:O	1:B:5:THR:CB	2.59	0.50
1:F:295:THR:CG2	1:F:298:GLU:N	2.51	0.50

Continued on next page...

Continued from previous page...

Atom-1	Atom-2	Interatomic distance (Å)	Clash overlap (Å)
1:F:153:LEU:HD23	3:F:401:SO4:O2	2.12	0.50
1:F:294:LEU:HD12	1:F:299:GLU:OE2	2.12	0.50
1:D:198:THR:CG2	1:D:201:GLU:N	2.57	0.49
1:A:96:ASP:N	1:A:96:ASP:OD1	2.36	0.49
1:F:278:PRO:HG2	1:F:292:ILE:HD12	1.93	0.49
1:E:235:THR:HG21	3:E:401:SO4:O2	2.11	0.49
1:B:235:THR:CG2	1:B:235:THR:O	2.60	0.49
1:A:198:THR:CG2	1:A:200:ALA:H	2.26	0.49
1:D:305:SER:O	1:D:309:LEU:HB2	2.12	0.49
1:A:180:GLU:HG2	1:A:184:THR:HG1	1.78	0.49
1:D:180:GLU:O	1:D:185:GLU:HB3	2.12	0.49
1:D:310:LYS:O	1:D:311:LYS:C	2.50	0.49
1:A:241:THR:HG21	1:B:57:ALA:HB1	1.93	0.49
1:C:192:ALA:O	1:C:199:ILE:HG12	2.12	0.49
1:B:33:ILE:O	1:B:34:ALA:CB	2.59	0.49
1:D:166:VAL:HG21	1:D:194:ILE:CD1	2.42	0.49
1:B:268:TYR:HB2	1:B:270:LEU:HD12	1.94	0.49
1:F:191:HIS:CD2	1:F:292:ILE:CG2	2.83	0.49
1:F:153:LEU:HD11	1:F:238:GLY:HA3	1.95	0.49
1:A:54:LEU:HD23	1:B:237:TYR:CG	2.46	0.49
1:C:171:ARG:NE	1:E:61:THR:O	2.46	0.49
1:D:93:THR:HG23	1:D:95:LEU:N	2.23	0.49
1:A:71:TYR:HD1	1:A:112:ILE:CD1	2.05	0.49
1:E:126:ASN:HD22	1:E:128:VAL:H	1.59	0.49
1:D:33:ILE:O	1:D:64:LYS:HE3	2.13	0.49
1:D:266:GLY:O	1:D:269:GLY:N	2.46	0.49
1:B:7:LYS:O	1:B:7:LYS:CG	2.61	0.49
1:B:119:GLY:O	1:B:145:ARG:HD2	2.12	0.49
1:A:36:GLU:HA	1:A:65:LYS:O	2.13	0.49
1:B:60:PHE:C	1:B:61:THR:HG23	2.33	0.49
1:A:292:ILE:O	1:A:294:LEU:HG	2.12	0.48
1:B:206:HIS:N	1:B:207:PRO:CD	2.76	0.48
1:B:270:LEU:HD22	1:B:306:ALA:CB	2.43	0.48
1:F:272:ASP:C	1:F:273:ILE:HG23	2.32	0.48
1:C:282:ASN:HD21	1:C:287:GLN:NE2	2.08	0.48
1:D:246:ILE:O	1:D:247:SER:C	2.51	0.48
1:C:211:GLU:HA	1:C:211:GLU:OE2	2.13	0.48
1:A:272:ASP:O	1:A:273:ILE:HG23	1.89	0.48
1:C:310:LYS:HA	1:C:313:LEU:HD13	1.94	0.48
1:A:264:MET:HE1	1:A:289:ILE:CD1	2.43	0.48
1:D:198:THR:HG22	1:D:200:ALA:N	2.28	0.48

Continued on next page...

Continued from previous page...

Atom-1	Atom-2	Interatomic distance (Å)	Clash overlap (Å)
1:E:271:ASN:O	1:E:310:LYS:NZ	2.46	0.48
1:A:278:PRO:HB2	1:A:290:LEU:HB2	1.94	0.48
1:D:93:THR:HG22	1:D:95:LEU:N	2.28	0.48
1:B:198:THR:CG2	1:B:200:ALA:H	2.25	0.48
1:B:106:LYS:HA	1:B:138:LEU:HD22	1.95	0.48
1:B:177:ILE:HD12	1:B:218:PHE:HE1	1.78	0.48
1:F:308:GLN:O	1:F:312:VAL:HG23	2.13	0.48
1:B:4:ILE:HG13	1:B:7:LYS:HE2	1.94	0.48
1:D:210:LYS:HE3	1:D:210:LYS:HB3	1.37	0.48
1:D:198:THR:HB	1:D:201:GLU:CD	2.33	0.48
1:D:263:TYR:OH	1:D:272:ASP:HA	2.13	0.48
1:F:36:GLU:HG3	1:F:65:LYS:HB3	1.94	0.48
1:D:166:VAL:HG11	1:D:194:ILE:HD13	1.94	0.48
1:E:33:ILE:HD13	1:E:248:LYS:HB2	1.94	0.48
1:F:193:ASN:CB	1:F:197:VAL:O	2.61	0.48
1:C:200:ALA:O	1:C:201:GLU:C	2.51	0.48
1:E:260:LEU:O	1:E:276:GLY:HA2	2.13	0.48
1:C:192:ALA:HB1	1:C:199:ILE:HG13	1.94	0.48
1:B:105:LEU:HD23	1:B:138:LEU:CD1	2.44	0.48
1:A:61:THR:O	1:B:171:ARG:HD2	2.14	0.48
1:D:27:ALA:O	1:D:31:GLN:HG3	2.14	0.48
1:C:198:THR:HG22	1:C:201:GLU:CG	2.37	0.48
1:A:295:THR:CG2	1:A:297:HIS:CB	2.92	0.48
1:D:52:ILE:HG22	1:F:224:LYS:HE2	1.95	0.47
1:B:295:THR:HG21	1:B:298:GLU:HG3	1.96	0.47
1:A:40:VAL:HG11	1:A:71:TYR:CE1	2.49	0.47
1:C:272:ASP:C	1:C:273:ILE:CG2	2.82	0.47
1:B:263:TYR:CE2	1:B:272:ASP:HA	2.49	0.47
1:F:158:PHE:CD2	1:F:177:ILE:HD13	2.49	0.47
1:B:60:PHE:O	1:B:61:THR:HG23	2.14	0.47
1:F:157:ARG:O	1:F:161:SER:HB2	2.14	0.47
1:C:299:GLU:CA	1:C:299:GLU:OE1	2.62	0.47
1:A:27:ALA:HA	1:B:30:LEU:HD13	1.96	0.47
1:D:239:ILE:CG2	1:D:240:ALA:N	2.76	0.47
1:B:180:GLU:O	1:B:181:HIS:C	2.52	0.47
1:B:270:LEU:C	1:B:271:ASN:HD22	2.17	0.47
1:A:198:THR:HG22	1:A:200:ALA:CA	2.44	0.47
1:F:169:ASP:O	1:F:171:ARG:N	2.48	0.47
3:D:403:SO4:O2	1:E:174:HIS:ND1	2.47	0.47
1:E:263:TYR:HD1	1:E:274:TYR:CE1	2.32	0.47
1:D:126:ASN:HD21	1:D:181:HIS:HD2	1.59	0.47

Continued on next page...

Continued from previous page...

Atom-1	Atom-2	Interatomic distance (Å)	Clash overlap (Å)
1:F:108:ILE:O	1:F:111:PRO:HD2	2.14	0.47
1:E:225:ALA:O	1:E:229:ILE:HG13	2.13	0.47
1:E:153:LEU:O	1:E:153:LEU:HD12	2.14	0.47
1:A:4:ILE:HG23	1:A:5:THR:N	2.30	0.47
1:E:89:LYS:HB2	1:E:90:PRO:CD	2.45	0.47
1:B:303:GLN:O	1:B:307:SER:HB2	2.14	0.47
1:A:165:MET:HE3	1:A:166:VAL:HG12	1.97	0.47
1:D:224:LYS:HE2	1:F:52:ILE:CG2	2.44	0.47
1:B:232:LYS:HE3	1:B:234:ALA:O	2.15	0.47
1:C:154:ASP:OD2	1:C:181:HIS:ND1	2.48	0.47
1:D:198:THR:HB	1:D:201:GLU:HG3	1.96	0.47
1:A:54:LEU:HD21	1:B:237:TYR:CE2	2.50	0.47
1:C:101:ASN:HB3	1:C:131:LEU:HD11	1.96	0.47
1:F:4:ILE:O	1:F:7:LYS:HG2	2.11	0.47
1:A:262:VAL:CG2	1:A:277:THR:CG2	2.93	0.47
1:B:313:LEU:O	1:B:317:PHE:HD1	1.98	0.47
1:B:239:ILE:CG1	1:B:243:LEU:HD22	2.43	0.47
1:C:206:HIS:N	1:C:207:PRO:CD	2.76	0.47
1:A:11:LYS:N	1:A:78:ASP:OD2	2.39	0.47
1:A:232:LYS:HG3	1:A:232:LYS:O	2.14	0.47
1:A:5:THR:O	1:A:8:ASP:HB2	2.15	0.47
1:E:199:ILE:O	1:E:203:VAL:HG23	2.14	0.47
1:C:245:ARG:HH12	1:C:254:GLU:CD	2.15	0.47
1:F:117:PHE:CE1	1:F:119:GLY:HA3	2.50	0.47
1:A:56:ASP:CG	1:B:157:ARG:HG2	2.35	0.47
1:F:163:ALA:HB2	1:F:170:ALA:HA	1.97	0.47
1:E:268:TYR:HB2	1:E:270:LEU:HG	1.97	0.47
1:E:42:ILE:HD12	1:E:42:ILE:C	2.35	0.47
1:B:74:ALA:O	1:B:75:LYS:C	2.53	0.47
1:E:166:VAL:HG11	1:E:194:ILE:HD13	1.97	0.47
1:E:211:GLU:H	1:E:211:GLU:CD	2.18	0.47
1:A:33:ILE:O	1:A:34:ALA:CB	2.57	0.46
1:F:303:GLN:O	1:F:307:SER:OG	2.31	0.46
1:A:264:MET:N	1:A:264:MET:HE3	2.29	0.46
1:A:166:VAL:HG23	1:A:168:VAL:HB	1.97	0.46
1:A:266:GLY:CA	1:A:271:ASN:HD21	2.20	0.46
1:E:198:THR:HB	1:E:201:GLU:OE1	2.15	0.46
1:B:198:THR:HG23	1:B:199:ILE:N	2.30	0.46
1:C:110:ASP:H	1:C:111:PRO:HD2	1.81	0.46
1:E:198:THR:HG23	1:E:200:ALA:H	1.80	0.46
1:B:198:THR:HG22	1:B:201:GLU:N	2.28	0.46

Continued on next page...

Continued from previous page...

Atom-1	Atom-2	Interatomic distance (Å)	Clash overlap (Å)
1:B:198:THR:HG22	1:B:200:ALA:CA	2.45	0.46
1:F:89:LYS:O	1:F:92:GLU:HB2	2.14	0.46
1:C:297:HIS:O	1:C:300:GLU:HB3	2.15	0.46
1:F:206:HIS:N	1:F:207:PRO:CD	2.78	0.46
1:F:302:MET:O	1:F:306:ALA:CB	2.64	0.46
1:B:295:THR:HG22	1:B:298:GLU:CB	2.46	0.46
1:B:66:ILE:O	1:B:67:TYR:HB3	2.16	0.46
1:E:142:PRO:HG2	1:E:145:ARG:HG3	1.97	0.46
1:F:264:MET:HG2	1:F:275:ILE:HG22	1.98	0.46
1:E:88:GLN:CA	1:E:97:LEU:HD13	2.46	0.46
1:E:314:THR:HG22	1:E:315:ASP:N	2.30	0.46
1:D:209:ILE:CG2	1:D:210:LYS:H	1.92	0.46
1:E:254:GLU:O	1:E:255:ASN:HB2	2.15	0.46
1:B:107:SER:O	1:B:111:PRO:HG2	2.16	0.46
1:D:174:HIS:HB3	3:D:402:SO4:O4	2.16	0.46
1:D:79:LEU:HA	1:D:79:LEU:HD12	1.59	0.46
1:E:307:SER:O	1:E:308:GLN:C	2.55	0.46
1:D:58:LEU:HD12	1:F:160:GLN:NE2	2.31	0.46
1:F:193:ASN:HA	1:F:197:VAL:O	2.15	0.45
1:F:198:THR:O	1:F:199:ILE:C	2.53	0.45
1:B:4:ILE:C	1:B:6:ASP:N	2.66	0.45
1:F:271:ASN:CB	1:F:272:ASP:OD2	2.63	0.45
1:B:295:THR:HB	1:B:298:GLU:OE1	2.16	0.45
1:B:254:GLU:O	1:B:255:ASN:HB2	2.17	0.45
1:C:13:ILE:HD13	1:C:38:GLY:HA3	1.98	0.45
1:C:130:ILE:CD1	1:C:309:LEU:CD2	2.91	0.45
1:B:198:THR:HB	1:B:201:GLU:CG	2.45	0.45
1:C:282:ASN:OD1	1:C:282:ASN:C	2.54	0.45
1:A:36:GLU:HG3	1:A:65:LYS:HB3	1.98	0.45
1:F:128:VAL:HG13	1:F:129:ASP:H	1.82	0.45
1:D:293:PRO:HG2	1:E:201:GLU:CG	2.46	0.45
1:A:266:GLY:H	1:A:271:ASN:HD22	1.53	0.45
1:A:44:LYS:CE	1:A:48:LYS:HZ1	2.15	0.45
1:C:56:ASP:O	1:C:59:PRO:HD2	2.17	0.45
1:A:228:ILE:CG2	1:A:235:THR:HG22	2.46	0.45
1:C:188:VAL:O	1:C:188:VAL:HG12	2.17	0.45
1:A:198:THR:O	1:A:202:TRP:N	2.44	0.45
1:E:30:LEU:HD23	1:E:30:LEU:HA	1.72	0.45
1:C:106:LYS:HE2	1:C:106:LYS:HB3	1.73	0.45
1:B:314:THR:O	1:B:315:ASP:C	2.55	0.45
1:B:275:ILE:HD13	1:B:302:MET:CE	2.47	0.45

Continued on next page...

Continued from previous page...

Atom-1	Atom-2	Interatomic distance (Å)	Clash overlap (Å)
1:D:86:ALA:O	1:D:87:PRO:O	2.34	0.45
1:C:309:LEU:C	1:C:313:LEU:HD12	2.35	0.45
1:D:108:ILE:O	1:D:111:PRO:HD2	2.17	0.45
1:F:93:THR:HG22	1:F:95:LEU:CA	2.46	0.45
1:A:262:VAL:HG12	1:A:286:ILE:HG13	1.99	0.45
1:A:306:ALA:O	1:A:307:SER:C	2.54	0.45
1:A:94:ARG:CG	1:A:94:ARG:HH11	2.28	0.45
1:C:160:GLN:O	1:C:164:LYS:HG3	2.17	0.45
1:A:160:GLN:OE1	1:A:160:GLN:HA	2.17	0.45
1:D:97:LEU:O	1:D:101:ASN:HB2	2.16	0.45
1:D:50:ASP:O	1:D:51:ALA:C	2.55	0.45
1:C:293:PRO:HA	4:C:501:HOH:O	2.15	0.45
1:D:198:THR:HG21	1:D:201:GLU:HG3	1.98	0.45
1:A:124:ALA:HB2	1:A:243:LEU:HD11	1.99	0.45
1:A:262:VAL:CG2	1:A:277:THR:HG23	2.46	0.45
1:E:62:SER:HB2	1:E:63:PRO:HD2	1.98	0.45
1:A:264:MET:HG2	1:A:275:ILE:HG22	1.99	0.45
1:F:263:TYR:CZ	1:F:272:ASP:HA	2.52	0.45
1:B:70:GLU:O	1:B:73:ASP:HB2	2.17	0.45
1:A:110:ASP:N	1:A:110:ASP:OD2	2.50	0.45
1:F:94:ARG:O	1:F:95:LEU:C	2.55	0.44
1:C:300:GLU:O	1:C:303:GLN:HB2	2.17	0.44
1:E:41:ASP:HB3	1:E:47:THR:CG2	2.48	0.44
1:D:12:VAL:HG13	1:D:79:LEU:HB3	1.99	0.44
1:B:182:GLY:O	1:B:185:GLU:HG2	2.18	0.44
1:A:56:ASP:OD1	1:B:157:ARG:HG2	2.17	0.44
1:B:60:PHE:O	1:B:61:THR:CG2	2.65	0.44
1:B:295:THR:HG22	1:B:298:GLU:CG	2.47	0.44
1:A:54:LEU:HD21	1:B:237:TYR:CD2	2.50	0.44
1:B:110:ASP:CB	1:B:111:PRO:HD3	2.46	0.44
1:A:110:ASP:N	1:A:111:PRO:HD2	2.33	0.44
1:F:110:ASP:HB2	1:F:111:PRO:HD3	1.99	0.44
1:E:144:ASN:HB2	1:E:286:ILE:HB	1.99	0.44
1:B:306:ALA:O	1:B:309:LEU:HB3	2.17	0.44
1:A:71:TYR:CD1	1:A:112:ILE:HD12	2.50	0.44
1:B:80:VAL:HG11	1:B:112:ILE:HD13	2.00	0.44
1:D:157:ARG:HG2	1:F:56:ASP:OD2	2.17	0.44
1:C:282:ASN:CG	1:C:287:GLN:NE2	2.71	0.44
1:C:228:ILE:HG21	1:C:235:THR:HG22	2.00	0.44
1:F:208:GLU:O	1:F:210:LYS:HG2	2.18	0.44
1:C:215:VAL:HG12	1:C:219:GLU:OE2	2.18	0.44

Continued on next page...

Continued from previous page...

Atom-1	Atom-2	Interatomic distance (Å)	Clash overlap (Å)
1:A:13:ILE:O	1:A:80:VAL:HA	2.17	0.44
1:B:208:GLU:CD	1:B:208:GLU:H	2.19	0.44
1:F:14:LEU:O	1:F:14:LEU:HG	2.17	0.44
1:F:204:LYS:HE2	1:F:204:LYS:HB2	1.55	0.44
1:D:309:LEU:O	1:D:313:LEU:HB2	2.18	0.44
1:C:250:ILE:HG12	1:C:281:ILE:HD11	2.00	0.44
1:D:29:VAL:HA	1:D:64:LYS:HZ1	1.82	0.44
1:F:208:GLU:CD	1:F:208:GLU:H	2.21	0.44
1:A:107:SER:O	1:A:111:PRO:CG	2.66	0.44
1:F:282:ASN:O	1:F:283:ARG:C	2.57	0.44
1:A:55:GLU:HG2	1:B:160:GLN:HG2	2.00	0.44
1:F:128:VAL:HG13	1:F:129:ASP:N	2.33	0.44
1:A:126:ASN:HA	1:A:128:VAL:N	2.33	0.44
1:B:193:ASN:OD1	1:B:196:GLY:CA	2.65	0.44
1:E:148:GLY:HA3	1:E:261:SER:HB2	1.99	0.44
1:C:166:VAL:HG21	1:C:194:ILE:HD13	1.99	0.44
1:A:136:TRP:NE1	1:A:143:LYS:HG3	2.33	0.44
1:D:30:LEU:HA	1:D:30:LEU:HD23	1.86	0.44
1:A:247:SER:O	1:A:251:LEU:HG	2.18	0.44
1:A:85:GLY:CA	1:A:101:ASN:OD1	2.66	0.43
1:D:20:VAL:HG13	1:D:239:ILE:HG23	2.00	0.43
1:F:110:ASP:O	1:F:114:ASP:HB2	2.17	0.43
1:E:105:LEU:HG	1:E:138:LEU:CD1	2.48	0.43
1:C:100:LYS:HA	1:C:100:LYS:HD3	1.55	0.43
1:F:264:MET:CG	1:F:275:ILE:HG22	2.48	0.43
1:F:4:ILE:CG2	1:F:5:THR:N	2.81	0.43
1:D:149:SER:O	1:D:152:SER:OG	2.36	0.43
1:C:153:LEU:HD21	1:C:157:ARG:NH1	2.33	0.43
1:A:94:ARG:HG2	1:A:94:ARG:NH1	2.33	0.43
1:C:314:THR:O	1:C:316:ALA:N	2.51	0.43
1:E:180:GLU:O	1:E:181:HIS:C	2.56	0.43
1:C:89:LYS:O	1:C:92:GLU:HG2	2.19	0.43
1:A:224:LYS:HE2	1:B:52:ILE:HG21	1.91	0.43
1:F:282:ASN:O	1:F:284:ASN:N	2.51	0.43
1:B:235:THR:HG21	3:B:401:SO4:S	2.58	0.43
1:B:275:ILE:HD13	1:B:302:MET:HE3	2.00	0.43
1:B:187:PRO:HD3	1:B:218:PHE:CE1	2.53	0.43
1:C:24:TYR:CD1	1:C:243:LEU:HB3	2.53	0.43
1:F:126:ASN:CG	1:F:127:PRO:HA	2.39	0.43
1:C:275:ILE:CD1	1:C:309:LEU:HD12	2.48	0.43
1:F:262:VAL:CG2	1:F:289:ILE:HD13	2.49	0.43

Continued on next page...

Continued from previous page...

Atom-1	Atom-2	Interatomic distance (Å)	Clash overlap (Å)
1:B:143:LYS:HE2	1:B:263:TYR:CE2	2.52	0.43
1:C:86:ALA:HA	1:C:87:PRO:HD2	1.82	0.43
1:F:81:VAL:HG22	1:F:122:LEU:HB3	1.99	0.43
1:A:254:GLU:O	1:A:255:ASN:HB2	2.18	0.43
1:F:160:GLN:O	1:F:164:LYS:HG3	2.18	0.43
1:A:194:ILE:HD12	1:A:202:TRP:CE3	2.54	0.43
1:C:192:ALA:C	1:C:199:ILE:HG12	2.39	0.43
1:E:102:LEU:HD23	1:E:102:LEU:N	2.32	0.43
1:C:174:HIS:CE1	1:F:174:HIS:CE1	3.06	0.43
1:F:152:SER:O	1:F:155:THR:HB	2.18	0.43
1:B:213:LYS:CE	1:B:217:MET:HE2	2.47	0.43
1:F:164:LYS:HE3	1:F:164:LYS:HB3	1.43	0.43
1:A:94:ARG:HB2	1:A:126:ASN:HB3	1.99	0.43
1:F:227:GLU:OE1	1:F:227:GLU:HA	2.19	0.43
1:A:149:SER:O	1:A:150:GLY:C	2.57	0.43
1:C:250:ILE:CG1	1:C:281:ILE:HD11	2.49	0.43
1:B:42:ILE:HG23	1:B:43:PHE:CD1	2.53	0.43
1:F:169:ASP:C	1:F:171:ARG:N	2.72	0.43
1:E:193:ASN:HB2	1:E:197:VAL:O	2.19	0.43
1:A:257:VAL:HA	1:A:279:ALA:O	2.19	0.43
1:D:187:PRO:HD3	1:D:218:PHE:CZ	2.53	0.43
1:D:163:ALA:O	1:D:167:ASN:N	2.52	0.43
1:B:264:MET:HG3	1:B:270:LEU:HB2	2.00	0.43
1:A:122:LEU:HA	1:A:122:LEU:HD12	1.57	0.43
1:E:203:VAL:HG21	1:E:214:LEU:HD11	2.01	0.43
1:A:39:ILE:HG22	1:A:47:THR:HG22	2.01	0.43
1:A:67:TYR:CE2	1:A:69:ALA:HB2	2.54	0.43
1:D:257:VAL:HA	1:D:279:ALA:O	2.18	0.43
1:A:142:PRO:O	1:A:146:VAL:HG23	2.18	0.43
1:E:182:GLY:O	1:E:185:GLU:HG2	2.18	0.43
1:A:44:LYS:CD	1:A:48:LYS:HZ3	2.32	0.42
1:A:44:LYS:HD2	1:A:48:LYS:HZ3	1.83	0.42
1:B:213:LYS:O	1:B:214:LEU:C	2.58	0.42
1:C:299:GLU:C	1:C:299:GLU:OE1	2.58	0.42
1:F:304:LYS:HG3	1:F:304:LYS:H	1.63	0.42
1:E:52:ILE:HD13	1:E:52:ILE:HG21	1.58	0.42
1:F:255:ASN:OD1	1:F:282:ASN:HB3	2.19	0.42
1:E:6:ASP:OD2	1:F:283:ARG:O	2.36	0.42
1:D:186:PHE:HB2	1:D:187:PRO:HD2	2.01	0.42
1:F:42:ILE:HG12	1:F:42:ILE:H	1.48	0.42
1:D:13:ILE:HB	1:D:80:VAL:HG22	2.00	0.42

Continued on next page...

Continued from previous page...

Atom-1	Atom-2	Interatomic distance (Å)	Clash overlap (Å)
1:F:102:LEU:HA	1:F:102:LEU:HD23	1.69	0.42
1:D:198:THR:HB	1:D:201:GLU:OE1	2.19	0.42
1:B:248:LYS:HG2	1:B:252:ASN:HD22	1.84	0.42
1:E:89:LYS:HE3	1:E:89:LYS:HB3	1.48	0.42
1:D:224:LYS:HE3	1:F:52:ILE:HG23	1.98	0.42
1:C:241:THR:HG23	1:E:30:LEU:HD21	2.00	0.42
1:A:192:ALA:O	1:A:199:ILE:HG12	2.18	0.42
1:C:179:GLY:O	1:C:276:GLY:N	2.38	0.42
1:E:79:LEU:HD12	1:E:79:LEU:HA	1.82	0.42
1:B:186:PHE:CD1	1:B:186:PHE:N	2.87	0.42
1:D:263:TYR:CZ	1:D:272:ASP:HA	2.54	0.42
1:C:194:ILE:HD12	1:C:202:TRP:CE3	2.54	0.42
1:D:4:ILE:CG2	1:D:5:THR:N	2.82	0.42
1:F:80:VAL:HG23	1:F:117:PHE:CZ	2.54	0.42
1:F:296:ASP:O	1:F:297:HIS:C	2.57	0.42
1:E:74:ALA:C	1:E:76:ASP:N	2.72	0.42
1:E:204:LYS:HB2	1:E:204:LYS:HE2	1.71	0.42
1:A:270:LEU:C	1:A:271:ASN:HD22	2.09	0.42
1:D:272:ASP:C	1:D:273:ILE:HG23	2.39	0.42
1:E:313:LEU:HA	1:E:313:LEU:HD12	1.87	0.42
1:D:309:LEU:HA	1:D:309:LEU:HD13	1.80	0.42
1:B:86:ALA:HB1	1:B:100:LYS:HD2	2.02	0.42
1:F:104:ILE:O	1:F:105:LEU:C	2.57	0.42
1:B:20:VAL:HG22	1:B:239:ILE:CG2	2.50	0.42
1:F:271:ASN:O	1:F:310:LYS:NZ	2.46	0.42
1:C:108:ILE:O	1:C:112:ILE:HG12	2.20	0.42
1:E:5:THR:C	1:E:6:ASP:OD1	2.58	0.42
1:F:288:ASN:ND2	1:F:288:ASN:N	2.66	0.42
1:A:263:TYR:HH	1:A:272:ASP:HA	1.76	0.42
1:B:7:LYS:HG3	1:B:7:LYS:O	2.18	0.42
1:E:210:LYS:HZ1	1:E:213:LYS:CD	2.20	0.42
1:D:290:LEU:HA	1:D:290:LEU:HD23	1.65	0.42
1:A:224:LYS:CE	1:B:52:ILE:CG2	2.67	0.42
1:A:299:GLU:O	1:A:303:GLN:HG2	2.20	0.42
1:C:272:ASP:O	1:C:273:ILE:CG2	2.65	0.42
1:E:102:LEU:HA	1:E:102:LEU:HD22	1.75	0.42
1:F:193:ASN:CA	1:F:197:VAL:O	2.68	0.42
1:A:264:MET:HE1	1:A:289:ILE:HD13	2.01	0.42
1:A:50:ASP:O	1:A:54:LEU:HG	2.19	0.42
1:F:278:PRO:HB2	1:F:290:LEU:HB2	2.02	0.42
1:B:248:LYS:NZ	1:B:254:GLU:OE2	2.29	0.42

Continued on next page...

Continued from previous page...

Atom-1	Atom-2	Interatomic distance (Å)	Clash overlap (Å)
1:F:205:ALA:O	1:F:206:HIS:ND1	2.53	0.42
1:F:11:LYS:HD2	1:F:36:GLU:CD	2.40	0.42
1:C:42:ILE:H	1:C:42:ILE:HG13	1.48	0.42
1:C:58:LEU:O	1:C:60:PHE:N	2.53	0.42
1:C:131:LEU:HA	1:C:131:LEU:HD23	1.73	0.42
1:B:108:ILE:O	1:B:111:PRO:HD2	2.20	0.42
1:E:75:LYS:HB2	1:E:115:SER:O	2.20	0.42
1:B:17:ASP:O	1:B:17:ASP:CG	2.58	0.42
1:C:310:LYS:HA	1:C:313:LEU:HD12	2.02	0.42
1:C:253:ASP:CG	1:C:283:ARG:HH11	2.23	0.42
1:A:258:LEU:HD12	1:A:281:ILE:HG21	2.01	0.42
1:F:198:THR:CG2	1:F:198:THR:O	2.64	0.41
1:C:281:ILE:HG13	1:C:282:ASN:N	2.35	0.41
1:A:109:VAL:HG11	1:A:138:LEU:HB2	2.02	0.41
1:F:189:TRP:CH2	1:F:214:LEU:CD2	3.02	0.41
1:F:214:LEU:O	1:F:217:MET:HB2	2.20	0.41
1:B:174:HIS:ND1	3:B:402:SO4:O1	2.53	0.41
1:F:158:PHE:CE2	1:F:175:ALA:HB1	2.55	0.41
1:E:81:VAL:HA	1:E:122:LEU:O	2.20	0.41
1:C:257:VAL:HB	1:F:172:SER:OG	2.19	0.41
1:C:24:TYR:CE1	1:C:243:LEU:HB3	2.56	0.41
1:C:20:VAL:O	1:C:21:GLY:C	2.58	0.41
1:F:313:LEU:O	1:F:316:ALA:HB3	2.20	0.41
1:A:275:ILE:HD13	1:A:302:MET:HE3	2.02	0.41
1:D:198:THR:CG2	1:D:200:ALA:HB3	2.49	0.41
1:A:187:PRO:HD3	1:A:218:PHE:CE1	2.55	0.41
1:E:186:PHE:CD1	1:E:186:PHE:N	2.88	0.41
1:F:105:LEU:HA	1:F:105:LEU:HD12	1.86	0.41
1:B:155:THR:HG22	1:B:159:ARG:HE	1.85	0.41
1:C:215:VAL:O	1:C:219:GLU:HG3	2.20	0.41
1:A:239:ILE:O	1:A:243:LEU:CD2	2.68	0.41
1:D:157:ARG:HD3	1:F:56:ASP:OD2	2.20	0.41
1:F:169:ASP:O	1:F:170:ALA:C	2.56	0.41
1:E:154:ASP:OD2	1:E:181:HIS:ND1	2.34	0.41
1:B:313:LEU:HD12	1:B:313:LEU:HA	1.80	0.41
1:D:157:ARG:NH1	2:D:401:PYR:O2	2.53	0.41
1:C:108:ILE:O	1:C:111:PRO:HG2	2.21	0.41
1:E:58:LEU:HB2	1:E:59:PRO:HD3	2.01	0.41
1:D:24:TYR:CD1	1:D:243:LEU:HB3	2.55	0.41
1:E:242:ALA:O	1:E:246:ILE:HG13	2.20	0.41
1:E:95:LEU:HD12	1:E:95:LEU:HA	1.74	0.41

Continued on next page...

Continued from previous page...

Atom-1	Atom-2	Interatomic distance (Å)	Clash overlap (Å)
1:C:133:TYR:CD2	1:C:273:ILE:HA	2.55	0.41
1:A:93:THR:C	1:A:95:LEU:H	2.24	0.41
1:D:157:ARG:NH1	2:D:401:PYR:C1	2.83	0.41
1:C:187:PRO:HD3	1:C:218:PHE:CE2	2.55	0.41
1:A:237:TYR:O	1:A:241:THR:OG1	2.28	0.41
1:C:314:THR:C	1:C:316:ALA:H	2.24	0.41
1:D:74:ALA:O	1:D:75:LYS:C	2.59	0.41
1:D:19:ALA:HB1	1:D:236:PHE:CD1	2.56	0.41
1:C:230:LYS:HE3	1:C:230:LYS:HB3	1.37	0.41
1:F:5:THR:C	1:F:7:LYS:N	2.72	0.41
1:E:129:ASP:OD1	1:E:261:SER:OG	2.38	0.41
1:A:107:SER:O	1:A:111:PRO:HG3	2.20	0.41
1:F:41:ASP:O	1:F:42:ILE:C	2.59	0.41
1:D:48:LYS:HD3	1:D:48:LYS:HA	1.86	0.41
1:E:23:SER:HB2	1:E:240:ALA:HB2	2.02	0.41
1:C:198:THR:HG21	1:C:201:GLU:HG3	1.98	0.41
1:D:93:THR:HG23	1:D:94:ARG:H	1.84	0.41
1:A:242:ALA:O	1:A:243:LEU:C	2.59	0.41
1:E:128:VAL:CG1	1:E:129:ASP:H	2.34	0.41
1:D:110:ASP:CB	1:D:111:PRO:HD3	2.51	0.41
1:C:145:ARG:CZ	1:D:3:SER:HB2	2.50	0.41
1:D:103:LYS:HZ3	1:D:103:LYS:HG3	1.58	0.41
1:E:39:ILE:O	1:E:39:ILE:HG22	2.21	0.41
1:F:243:LEU:HA	1:F:243:LEU:HD12	1.75	0.41
1:A:39:ILE:HG22	1:A:47:THR:CG2	2.51	0.41
1:E:74:ALA:O	1:E:76:ASP:N	2.54	0.41
1:A:95:LEU:HA	1:A:95:LEU:HD12	1.93	0.40
1:C:14:LEU:HD21	1:C:21:GLY:O	2.20	0.40
1:E:165:MET:SD	1:E:209:ILE:HD13	2.61	0.40
1:D:308:GLN:HE21	1:D:308:GLN:HA	1.86	0.40
1:C:143:LYS:CE	1:C:143:LYS:H	2.34	0.40
1:F:248:LYS:HG2	1:F:252:ASN:HD22	1.86	0.40
1:B:176:TYR:CZ	1:B:278:PRO:HB3	2.55	0.40
1:B:192:ALA:HB3	1:B:199:ILE:HG13	2.03	0.40
1:B:104:ILE:O	1:B:105:LEU:C	2.60	0.40
1:D:223:ASN:ND2	1:D:226:TYR:CD2	2.86	0.40
1:A:143:LYS:N	1:A:143:LYS:HD3	2.35	0.40
1:A:246:ILE:HG12	1:A:258:LEU:HD13	2.03	0.40
1:C:136:TRP:HA	1:C:146:VAL:HG21	2.04	0.40
1:A:12:VAL:HG22	1:A:79:LEU:HB3	2.01	0.40
1:D:169:ASP:CG	1:F:63:PRO:HG3	2.41	0.40

Continued on next page...

Continued from previous page...

Atom-1	Atom-2	Interatomic distance (Å)	Clash overlap (Å)
1:B:86:ALA:HB3	1:B:100:LYS:HD2	2.03	0.40
1:E:262:VAL:HG23	1:E:289:ILE:HD13	2.03	0.40
1:D:162:ILE:HB	1:D:173:VAL:HG11	2.02	0.40
1:A:303:GLN:H	1:A:303:GLN:HG2	1.71	0.40
1:E:36:GLU:HG3	1:E:65:LYS:HB3	2.04	0.40
1:C:110:ASP:HB2	1:C:111:PRO:CD	2.52	0.40
1:C:110:ASP:N	1:C:111:PRO:CD	2.83	0.40
1:C:273:ILE:O	1:C:273:ILE:HG12	2.16	0.40
1:F:206:HIS:HA	1:F:208:GLU:OE1	2.21	0.40
1:B:155:THR:CG2	1:B:159:ARG:HE	2.34	0.40
1:D:14:LEU:HD12	1:D:15:VAL:N	2.36	0.40
1:C:122:LEU:HD12	1:C:122:LEU:HA	1.56	0.40
1:D:267:GLN:NE2	1:D:289:ILE:HD12	2.36	0.40
1:B:300:GLU:O	1:B:304:LYS:HG3	2.21	0.40

There are no symmetry-related clashes.

5.3 Torsion angles [i](#)

5.3.1 Protein backbone [i](#)

In the following table, the Percentiles column shows the percent Ramachandran outliers of the chain as a percentile score with respect to all X-ray entries followed by that with respect to entries of similar resolution.

The Analysed column shows the number of residues for which the backbone conformation was analysed, and the total number of residues.

Mol	Chain	Analysed	Favoured	Allowed	Outliers	Percentiles	
1	A	302/326 (93%)	262 (87%)	37 (12%)	3 (1%)	19	52
1	B	312/326 (96%)	282 (90%)	28 (9%)	2 (1%)	30	65
1	C	313/326 (96%)	270 (86%)	34 (11%)	9 (3%)	6	19
1	D	313/326 (96%)	283 (90%)	22 (7%)	8 (3%)	7	22
1	E	312/326 (96%)	285 (91%)	25 (8%)	2 (1%)	30	65
1	F	314/326 (96%)	273 (87%)	34 (11%)	7 (2%)	8	28
All	All	1866/1956 (95%)	1655 (89%)	180 (10%)	31 (2%)	11	36

All (31) Ramachandran outliers are listed below:

Mol	Chain	Res	Type
1	A	42	ILE
1	C	87	PRO
1	C	92	GLU
1	C	100	LYS
1	C	315	ASP
1	D	87	PRO
1	D	88	GLN
1	D	198	THR
1	D	209	ILE
1	F	84	ALA
1	B	75	LYS
1	C	267	GLN
1	D	210	LYS
1	E	295	THR
1	F	42	ILE
1	C	89	LYS
1	E	183	ASP
1	F	272	ASP
1	C	91	GLY
1	C	236	PHE
1	D	89	LYS
1	D	236	PHE
1	F	90	PRO
1	F	273	ILE
1	F	283	ARG
1	C	313	LEU
1	D	143	LYS
1	F	104	ILE
1	A	273	ILE
1	B	104	ILE
1	A	250	ILE

5.3.2 Protein sidechains ⓘ

In the following table, the Percentiles column shows the percent sidechain outliers of the chain as a percentile score with respect to all X-ray entries followed by that with respect to entries of similar resolution.

The Analysed column shows the number of residues for which the sidechain conformation was analysed, and the total number of residues.

Mol	Chain	Analysed	Rotameric	Outliers	Percentiles
1	A	254/270 (94%)	224 (88%)	30 (12%)	6 19

Continued on next page...

Continued from previous page...

Mol	Chain	Analysed	Rotameric	Outliers	Percentiles	
1	B	260/270 (96%)	233 (90%)	27 (10%)	9	25
1	C	261/270 (97%)	221 (85%)	40 (15%)	3	10
1	D	261/270 (97%)	229 (88%)	32 (12%)	6	18
1	E	259/270 (96%)	231 (89%)	28 (11%)	8	23
1	F	261/270 (97%)	232 (89%)	29 (11%)	8	23
All	All	1556/1620 (96%)	1370 (88%)	186 (12%)	6	19

All (186) residues with a non-rotameric sidechain are listed below:

Mol	Chain	Res	Type
1	A	4	ILE
1	A	7	LYS
1	A	14	LEU
1	A	44	LYS
1	A	50	ASP
1	A	72	SER
1	A	75	LYS
1	A	94	ARG
1	A	99	ASN
1	A	110	ASP
1	A	118	ASN
1	A	137	LYS
1	A	145	ARG
1	A	157	ARG
1	A	171	ARG
1	A	177	ILE
1	A	203	VAL
1	A	211	GLU
1	A	227	GLU
1	A	261	SER
1	A	271	ASN
1	A	277	THR
1	A	282	ASN
1	A	283	ARG
1	A	288	ASN
1	A	292	ILE
1	A	295	THR
1	A	299	GLU
1	A	305	SER
1	A	314	THR

Continued on next page...

Continued from previous page...

Mol	Chain	Res	Type
1	B	4	ILE
1	B	7	LYS
1	B	48	LYS
1	B	50	ASP
1	B	62	SER
1	B	100	LYS
1	B	139	SER
1	B	168	VAL
1	B	171	ARG
1	B	172	SER
1	B	198	THR
1	B	203	VAL
1	B	208	GLU
1	B	235	THR
1	B	243	LEU
1	B	265	ASP
1	B	271	ASN
1	B	272	ASP
1	B	275	ILE
1	B	277	THR
1	B	283	ARG
1	B	295	THR
1	B	299	GLU
1	B	308	GLN
1	B	311	LYS
1	B	313	LEU
1	B	317	PHE
1	C	4	ILE
1	C	5	THR
1	C	22	SER
1	C	42	ILE
1	C	44	LYS
1	C	46	LYS
1	C	48	LYS
1	C	52	ILE
1	C	61	THR
1	C	65	LYS
1	C	88	GLN
1	C	95	LEU
1	C	97	LEU
1	C	100	LYS
1	C	103	LYS

Continued on next page...

Continued from previous page...

Mol	Chain	Res	Type
1	C	110	ASP
1	C	130	ILE
1	C	143	LYS
1	C	151	THR
1	C	157	ARG
1	C	159	ARG
1	C	166	VAL
1	C	171	ARG
1	C	180	GLU
1	C	198	THR
1	C	204	LYS
1	C	210	LYS
1	C	213	LYS
1	C	222	ARG
1	C	243	LEU
1	C	245	ARG
1	C	261	SER
1	C	271	ASN
1	C	273	ILE
1	C	277	THR
1	C	287	GLN
1	C	296	ASP
1	C	299	GLU
1	C	310	LYS
1	C	314	THR
1	D	37	ILE
1	D	52	ILE
1	D	75	LYS
1	D	79	LEU
1	D	92	GLU
1	D	93	THR
1	D	94	ARG
1	D	110	ASP
1	D	129	ASP
1	D	137	LYS
1	D	152	SER
1	D	161	SER
1	D	166	VAL
1	D	183	ASP
1	D	198	THR
1	D	204	LYS
1	D	208	GLU

Continued on next page...

Continued from previous page...

Mol	Chain	Res	Type
1	D	209	ILE
1	D	216	LYS
1	D	222	ARG
1	D	235	THR
1	D	243	LEU
1	D	262	VAL
1	D	265	ASP
1	D	277	THR
1	D	300	GLU
1	D	303	GLN
1	D	305	SER
1	D	307	SER
1	D	308	GLN
1	D	309	LEU
1	D	313	LEU
1	E	5	THR
1	E	6	ASP
1	E	7	LYS
1	E	48	LYS
1	E	52	ILE
1	E	62	SER
1	E	65	LYS
1	E	70	GLU
1	E	89	LYS
1	E	95	LEU
1	E	102	LEU
1	E	107	SER
1	E	120	ILE
1	E	137	LYS
1	E	157	ARG
1	E	166	VAL
1	E	171	ARG
1	E	183	ASP
1	E	198	THR
1	E	204	LYS
1	E	210	LYS
1	E	235	THR
1	E	243	LEU
1	E	261	SER
1	E	277	THR
1	E	295	THR
1	E	309	LEU

Continued on next page...

Continued from previous page...

Mol	Chain	Res	Type
1	E	311	LYS
1	F	7	LYS
1	F	14	LEU
1	F	42	ILE
1	F	48	LYS
1	F	52	ILE
1	F	65	LYS
1	F	82	ILE
1	F	103	LYS
1	F	129	ASP
1	F	137	LYS
1	F	157	ARG
1	F	161	SER
1	F	172	SER
1	F	177	ILE
1	F	183	ASP
1	F	198	THR
1	F	204	LYS
1	F	208	GLU
1	F	235	THR
1	F	243	LEU
1	F	265	ASP
1	F	272	ASP
1	F	288	ASN
1	F	294	LEU
1	F	295	THR
1	F	307	SER
1	F	308	GLN
1	F	309	LEU
1	F	314	THR

Some sidechains can be flipped to improve hydrogen bonding and reduce clashes. All (28) such sidechains are listed below:

Mol	Chain	Res	Type
1	A	126	ASN
1	A	271	ASN
1	A	303	GLN
1	B	88	GLN
1	B	118	ASN
1	B	191	HIS
1	B	252	ASN
1	B	271	ASN

Continued on next page...

Continued from previous page...

Mol	Chain	Res	Type
1	B	308	GLN
1	C	126	ASN
1	C	255	ASN
1	C	271	ASN
1	C	287	GLN
1	D	118	ASN
1	D	126	ASN
1	D	223	ASN
1	D	287	GLN
1	E	31	GLN
1	E	88	GLN
1	E	126	ASN
1	E	287	GLN
1	F	118	ASN
1	F	191	HIS
1	F	206	HIS
1	F	252	ASN
1	F	271	ASN
1	F	288	ASN
1	F	308	GLN

5.3.3 RNA [i](#)

There are no RNA molecules in this entry.

5.4 Non-standard residues in protein, DNA, RNA chains [i](#)

There are no non-standard protein/DNA/RNA residues in this entry.

5.5 Carbohydrates [i](#)

There are no carbohydrates in this entry.

5.6 Ligand geometry [i](#)

12 ligands are modelled in this entry.

In the following table, the Counts columns list the number of bonds (or angles) for which Mogul statistics could be retrieved, the number of bonds (or angles) that are observed in the model and the number of bonds (or angles) that are defined in the chemical component dictionary. The Link column lists molecule types, if any, to which the group is linked. The Z score for a bond length

(or angle) is the number of standard deviations the observed value is removed from the expected value. A bond length (or angle) with $|Z| > 2$ is considered an outlier worth inspection. RMSZ is the root-mean-square of all Z scores of the bond lengths (or angles).

Mol	Type	Chain	Res	Link	Bond lengths			Bond angles		
					Counts	RMSZ	$\# Z > 2$	Counts	RMSZ	$\# Z > 2$
2	PYR	A	401	-	2,5,5	1.70	1 (50%)	2,6,6	1.24	0
3	SO4	A	402	-	4,4,4	0.21	0	6,6,6	0.10	0
3	SO4	B	401	-	4,4,4	0.20	0	6,6,6	0.27	0
3	SO4	B	402	-	4,4,4	0.24	0	6,6,6	0.08	0
2	PYR	C	401	-	2,5,5	1.87	1 (50%)	2,6,6	2.15	1 (50%)
3	SO4	C	402	-	4,4,4	0.13	0	6,6,6	0.17	0
2	PYR	D	401	-	2,5,5	1.82	1 (50%)	2,6,6	2.11	1 (50%)
3	SO4	D	402	-	4,4,4	0.14	0	6,6,6	0.13	0
3	SO4	D	403	-	4,4,4	0.13	0	6,6,6	0.27	0
3	SO4	E	401	-	4,4,4	0.09	0	6,6,6	0.53	0
3	SO4	F	401	-	4,4,4	0.15	0	6,6,6	0.24	0
3	SO4	F	402	-	4,4,4	0.18	0	6,6,6	0.13	0

In the following table, the Chirals column lists the number of chiral outliers, the number of chiral centers analysed, the number of these observed in the model and the number defined in the chemical component dictionary. Similar counts are reported in the Torsion and Rings columns. '-' means no outliers of that kind were identified.

Mol	Type	Chain	Res	Link	Chirals	Torsions	Rings
2	PYR	A	401	-	-	0/0/4/4	0/0/0/0
3	SO4	A	402	-	-	0/0/0/0	0/0/0/0
3	SO4	B	401	-	-	0/0/0/0	0/0/0/0
3	SO4	B	402	-	-	0/0/0/0	0/0/0/0
2	PYR	C	401	-	-	0/0/4/4	0/0/0/0
3	SO4	C	402	-	-	0/0/0/0	0/0/0/0
2	PYR	D	401	-	-	0/0/4/4	0/0/0/0
3	SO4	D	402	-	-	0/0/0/0	0/0/0/0
3	SO4	D	403	-	-	0/0/0/0	0/0/0/0
3	SO4	E	401	-	-	0/0/0/0	0/0/0/0
3	SO4	F	401	-	-	0/0/0/0	0/0/0/0
3	SO4	F	402	-	-	0/0/0/0	0/0/0/0

All (3) bond length outliers are listed below:

Mol	Chain	Res	Type	Atoms	Z	Observed(Å)	Ideal(Å)
2	A	401	PYR	O3-C2	2.27	1.30	1.22
2	D	401	PYR	O3-C2	2.29	1.30	1.22
2	C	401	PYR	O3-C2	2.48	1.31	1.22

All (2) bond angle outliers are listed below:

Mol	Chain	Res	Type	Atoms	Z	Observed(°)	Ideal(°)
2	D	401	PYR	O3-C2-C3	2.25	125.52	120.13
2	C	401	PYR	C3-C2-C1	2.33	127.18	120.23

There are no chirality outliers.

There are no torsion outliers.

There are no ring outliers.

10 monomers are involved in 18 short contacts:

Mol	Chain	Res	Type	Clashes	Symm-Clashes
3	B	401	SO4	3	0
3	B	402	SO4	2	0
2	C	401	PYR	1	0
3	C	402	SO4	1	0
2	D	401	PYR	3	0
3	D	402	SO4	1	0
3	D	403	SO4	2	0
3	E	401	SO4	2	0
3	F	401	SO4	2	0
3	F	402	SO4	1	0

5.7 Other polymers [i](#)

There are no such residues in this entry.

5.8 Polymer linkage issues [i](#)

There are no chain breaks in this entry.

6 Fit of model and data ⓘ

6.1 Protein, DNA and RNA chains ⓘ

In the following table, the column labelled ‘#RSRZ> 2’ contains the number (and percentage) of RSRZ outliers, followed by percent RSRZ outliers for the chain as percentile scores relative to all X-ray entries and entries of similar resolution. The OWAB column contains the minimum, median, 95th percentile and maximum values of the occupancy-weighted average B-factor per residue. The column labelled ‘Q< 0.9’ lists the number of (and percentage) of residues with an average occupancy less than 0.9.

Mol	Chain	Analysed	<RSRZ>	#RSRZ>2	OWAB(Å ²)	Q<0.9
1	A	306/326 (93%)	0.65	31 (10%) 9 4	28, 50, 75, 87	0
1	B	314/326 (96%)	0.37	14 (4%) 37 26	25, 41, 57, 68	0
1	C	315/326 (96%)	0.44	16 (5%) 32 21	26, 45, 71, 86	0
1	D	315/326 (96%)	0.35	16 (5%) 32 21	22, 37, 63, 76	0
1	E	314/326 (96%)	0.21	11 (3%) 48 35	25, 35, 51, 64	0
1	F	316/326 (96%)	0.36	12 (3%) 44 32	30, 46, 61, 67	0
All	All	1880/1956 (96%)	0.40	100 (5%) 30 20	22, 42, 67, 87	0

All (100) RSRZ outliers are listed below:

Mol	Chain	Res	Type	RSRZ
1	D	90	PRO	5.4
1	A	313	LEU	4.6
1	B	212	ASP	4.4
1	C	92	GLU	4.2
1	C	96	ASP	4.2
1	A	311	LYS	3.9
1	B	209	ILE	3.9
1	F	207	PRO	3.9
1	C	87	PRO	3.7
1	A	75	LYS	3.7
1	A	95	LEU	3.6
1	E	205	ALA	3.6
1	A	226	TYR	3.5
1	C	91	GLY	3.5
1	D	89	LYS	3.5
1	A	266	GLY	3.4
1	F	317	PHE	3.4
1	A	93	THR	3.4
1	E	75	LYS	3.4

Continued on next page...

Continued from previous page...

Mol	Chain	Res	Type	RSRZ
1	C	89	LYS	3.4
1	A	113	VAL	3.2
1	A	32	GLY	3.2
1	D	308	GLN	3.2
1	A	103	LYS	3.1
1	C	90	PRO	3.0
1	F	212	ASP	3.0
1	D	317	PHE	3.0
1	F	204	LYS	2.9
1	D	272	ASP	2.9
1	F	316	ALA	2.9
1	E	210	LYS	2.8
1	D	313	LEU	2.8
1	B	203	VAL	2.8
1	A	303	GLN	2.8
1	D	265	ASP	2.8
1	B	215	VAL	2.8
1	A	104	ILE	2.7
1	D	91	GLY	2.7
1	A	310	LYS	2.7
1	A	308	GLN	2.7
1	E	72	SER	2.7
1	E	114	ASP	2.7
1	A	263	TYR	2.6
1	C	88	GLN	2.6
1	D	226	TYR	2.6
1	C	95	LEU	2.6
1	B	75	LYS	2.6
1	B	207	PRO	2.6
1	F	7	LYS	2.6
1	A	115	SER	2.6
1	A	307	SER	2.5
1	A	87	PRO	2.5
1	B	317	PHE	2.5
1	E	204	LYS	2.5
1	A	223	ASN	2.5
1	E	212	ASP	2.4
1	A	110	ASP	2.4
1	D	133	TYR	2.4
1	E	7	LYS	2.4
1	D	92	GLU	2.4
1	A	137	LYS	2.4

Continued on next page...

Continued from previous page...

Mol	Chain	Res	Type	RSRZ
1	C	315	ASP	2.3
1	D	96	ASP	2.3
1	A	96	ASP	2.3
1	C	265	ASP	2.3
1	B	45	ASP	2.3
1	D	316	ALA	2.3
1	A	304	LYS	2.3
1	F	210	LYS	2.2
1	B	136	TRP	2.2
1	A	312	VAL	2.2
1	C	268	TYR	2.2
1	C	97	LEU	2.2
1	A	141	PHE	2.2
1	A	114	ASP	2.2
1	F	313	LEU	2.2
1	B	72	SER	2.2
1	C	140	GLY	2.2
1	F	103	LYS	2.2
1	A	272	ASP	2.2
1	F	215	VAL	2.2
1	D	3	SER	2.1
1	B	273	ILE	2.1
1	A	297	HIS	2.1
1	C	313	LEU	2.1
1	D	311	LYS	2.1
1	E	48	LYS	2.1
1	F	263	TYR	2.1
1	A	33	ILE	2.1
1	A	100	LYS	2.1
1	E	95	LEU	2.1
1	B	31	GLN	2.1
1	D	4	ILE	2.1
1	B	95	LEU	2.0
1	C	137	LYS	2.0
1	E	207	PRO	2.0
1	F	203	VAL	2.0
1	A	107	SER	2.0
1	C	226	TYR	2.0
1	B	211	GLU	2.0

6.2 Non-standard residues in protein, DNA, RNA chains [i](#)

There are no non-standard protein/DNA/RNA residues in this entry.

6.3 Carbohydrates [i](#)

There are no carbohydrates in this entry.

6.4 Ligands [i](#)

In the following table, the Atoms column lists the number of modelled atoms in the group and the number defined in the chemical component dictionary. LLDF column lists the quality of electron density of the group with respect to its neighbouring residues in protein, DNA or RNA chains. The B-factors column lists the minimum, median, 95th percentile and maximum values of B factors of atoms in the group. The column labelled 'Q< 0.9' lists the number of atoms with occupancy less than 0.9.

Mol	Type	Chain	Res	Atoms	RSCC	RSR	LLDF	B-factors(Å ²)	Q<0.9
3	SO4	D	403	5/5	0.87	0.35	6.67	93,93,94,94	0
3	SO4	F	401	5/5	0.85	0.24	6.24	92,93,93,93	0
3	SO4	B	402	5/5	0.88	0.32	5.09	91,92,92,92	0
3	SO4	D	402	5/5	0.87	0.32	4.36	80,80,81,82	0
2	PYR	D	401	6/6	0.91	0.24	3.96	32,35,38,43	0
3	SO4	C	402	5/5	0.85	0.25	3.34	86,87,87,88	0
3	SO4	B	401	5/5	0.86	0.23	2.81	85,85,86,88	0
3	SO4	A	402	5/5	0.91	0.27	2.21	91,92,93,93	0
3	SO4	E	401	5/5	0.86	0.23	2.09	81,81,81,83	0
3	SO4	F	402	5/5	0.95	0.22	1.53	93,94,95,95	0
2	PYR	C	401	6/6	0.90	0.21	0.38	42,43,45,49	0
2	PYR	A	401	6/6	0.92	0.14	-0.81	50,51,54,56	0

6.5 Other polymers [i](#)

There are no such residues in this entry.