



Full wwPDB X-ray Structure Validation Report ⓘ

Feb 1, 2016 – 02:06 PM GMT

PDB ID : 3W1I
Title : Crystal structure of the N-terminal truncated selenocysteine synthase Sela
Authors : Itoh, Y.; Sekine, S.; Yokoyama, S.
Deposited on : 2012-11-15
Resolution : 3.19 Å(reported)

This is a Full wwPDB X-ray Structure Validation Report for a publicly released PDB entry.
We welcome your comments at validation@mail.wwpdb.org
A user guide is available at
<http://wwpdb.org/validation/2016/XrayValidationReportHelp>
with specific help available everywhere you see the ⓘ symbol.

The following versions of software and data (see [references ⓘ](#)) were used in the production of this report:

MolProbity : 4.02b-467
Mogul : 1.7 (RC4), CSD as536be (2015)
Xtriage (Phenix) : 1.9-1692
EDS : rb-20026688
Percentile statistics : 20151230.v01 (using entries in the PDB archive December 30th 2015)
Refmac : 5.8.0135
CCP4 : 6.5.0
Ideal geometry (proteins) : Engh & Huber (2001)
Ideal geometry (DNA, RNA) : Parkinson et al. (1996)
Validation Pipeline (wwPDB-VP) : trunk26865

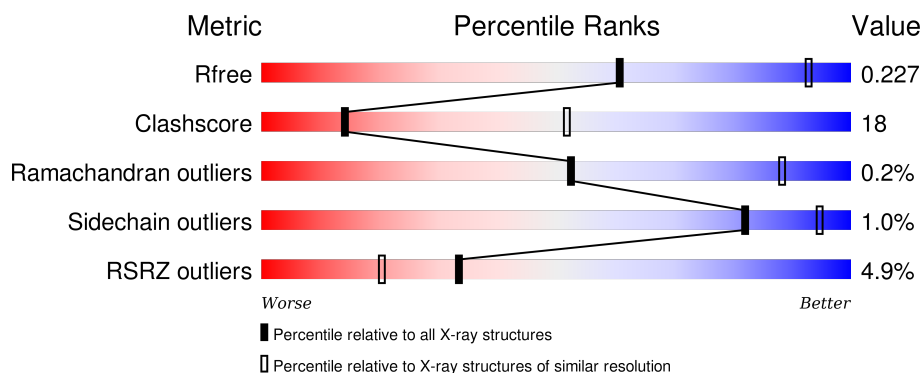
1 Overall quality at a glance

The following experimental techniques were used to determine the structure:

X-RAY DIFFRACTION

The reported resolution of this entry is 3.19 Å.

Percentile scores (ranging between 0-100) for global validation metrics of the entry are shown in the following graphic. The table shows the number of entries on which the scores are based.



Metric	Whole archive (#Entries)	Similar resolution (#Entries, resolution range(Å))
R_{free}	91344	1124 (3.24-3.16)
Clashscore	102246	1024 (3.22-3.18)
Ramachandran outliers	100387	1004 (3.22-3.18)
Sidechain outliers	100360	1003 (3.22-3.18)
RSRZ outliers	91569	1129 (3.24-3.16)

The table below summarises the geometric issues observed across the polymeric chains and their fit to the electron density. The red, orange, yellow and green segments on the lower bar indicate the fraction of residues that contain outliers for ≥ 3 , 2, 1 and 0 types of geometric quality criteria. A grey segment represents the fraction of residues that are not modelled. The numeric value for each fraction is indicated below the corresponding segment, with a dot representing fractions $\leq 5\%$. The upper red bar (where present) indicates the fraction of residues that have poor fit to the electron density. The numeric value is given above the bar.

Mol	Chain	Length	Quality of chain
1	A	392	<div> <div>7%</div> <div>67%</div> <div>31%</div> <div>.</div> </div>
1	B	392	<div> <div>7%</div> <div>62%</div> <div>36%</div> <div>..</div> </div>
1	C	392	<div> <div>3%</div> <div>67%</div> <div>33%</div> <div>.</div> </div>
1	D	392	<div> <div>5%</div> <div>66%</div> <div>33%</div> <div>..</div> </div>
1	E	392	<div> <div>8%</div> <div>61%</div> <div>38%</div> <div>.</div> </div>

Continued on next page...

Continued from previous page...

Mol	Chain	Length	Quality of chain
1	F	392	
1	G	392	
1	H	392	
1	I	392	
1	J	392	

The following table lists non-polymeric compounds, carbohydrate monomers and non-standard residues in protein, DNA, RNA chains that are outliers for geometric or electron-density-fit criteria:

Mol	Type	Chain	Res	Chirality	Geometry	Clashes	Electron density
3	K	B	2001	-	-	-	X
3	K	C	501	-	-	-	X
3	K	E	501	-	-	-	X
3	K	H	501	-	-	-	X
3	K	I	501	-	-	-	X

2 Entry composition

There are 3 unique types of molecules in this entry. The entry contains 30719 atoms, of which 0 are hydrogens and 0 are deuteriums.

In the tables below, the ZeroOcc column contains the number of atoms modelled with zero occupancy, the AltConf column contains the number of residues with at least one atom in alternate conformation and the Trace column contains the number of residues modelled with at most 2 atoms.

- Molecule 1 is a protein called L-seryl-tRNA(Sec) selenium transferase.

Mol	Chain	Residues	Atoms							ZeroOcc	AltConf	Trace
1	A	392	Total	C	N	O	P	S	Se	0	0	0
			3086	1962	535	577	1	3	8			
1	B	388	Total	C	N	O	P	S	Se	0	0	0
			3055	1942	530	572	1	3	7			
1	C	392	Total	C	N	O	P	S	Se	0	0	0
			3086	1962	535	577	1	3	8			
1	D	389	Total	C	N	O	P	S	Se	0	0	0
			3063	1948	531	573	1	3	7			
1	E	391	Total	C	N	O	P	S	Se	0	0	0
			3078	1957	534	576	1	3	7			
1	F	392	Total	C	N	O	P	S	Se	0	0	0
			3086	1962	535	577	1	3	8			
1	G	389	Total	C	N	O	P	S	Se	0	0	0
			3063	1948	531	573	1	3	7			
1	H	390	Total	C	N	O	P	S	Se	0	0	0
			3069	1951	532	575	1	3	7			
1	I	389	Total	C	N	O	P	S	Se	0	0	0
			3063	1948	531	573	1	3	7			
1	J	389	Total	C	N	O	P	S	Se	0	0	0
			3063	1948	531	573	1	3	7			

There are 10 discrepancies between the modelled and reference sequences:

Chain	Residue	Modelled	Actual	Comment	Reference
A	61	MSE	-	EXPRESSION TAG	UNP O67140
B	61	MSE	-	EXPRESSION TAG	UNP O67140
C	61	MSE	-	EXPRESSION TAG	UNP O67140
D	61	MSE	-	EXPRESSION TAG	UNP O67140
E	61	MSE	-	EXPRESSION TAG	UNP O67140
F	61	MSE	-	EXPRESSION TAG	UNP O67140
G	61	MSE	-	EXPRESSION TAG	UNP O67140
H	61	MSE	-	EXPRESSION TAG	UNP O67140
I	61	MSE	-	EXPRESSION TAG	UNP O67140

Continued on next page...

Continued from previous page...

Chain	Residue	Modelled	Actual	Comment	Reference
J	61	MSE	-	EXPRESSION TAG	UNP O67140

- Molecule 2 is PLATINUM (II) ION (three-letter code: PT) (formula: Pt).

Mol	Chain	Residues	Atoms	ZeroOcc	AltConf
2	A	2	Total Pt 2 2	0	0

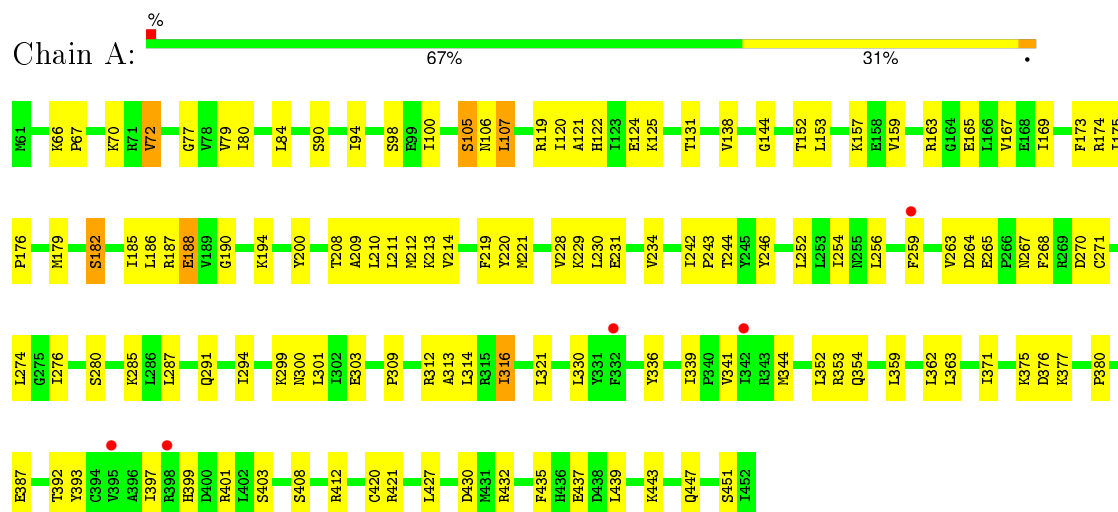
- Molecule 3 is POTASSIUM ION (three-letter code: K) (formula: K).

Mol	Chain	Residues	Atoms	ZeroOcc	AltConf
3	H	1	Total K 1 1	0	0
3	B	1	Total K 1 1	0	0
3	I	1	Total K 1 1	0	0
3	C	1	Total K 1 1	0	0
3	E	1	Total K 1 1	0	0

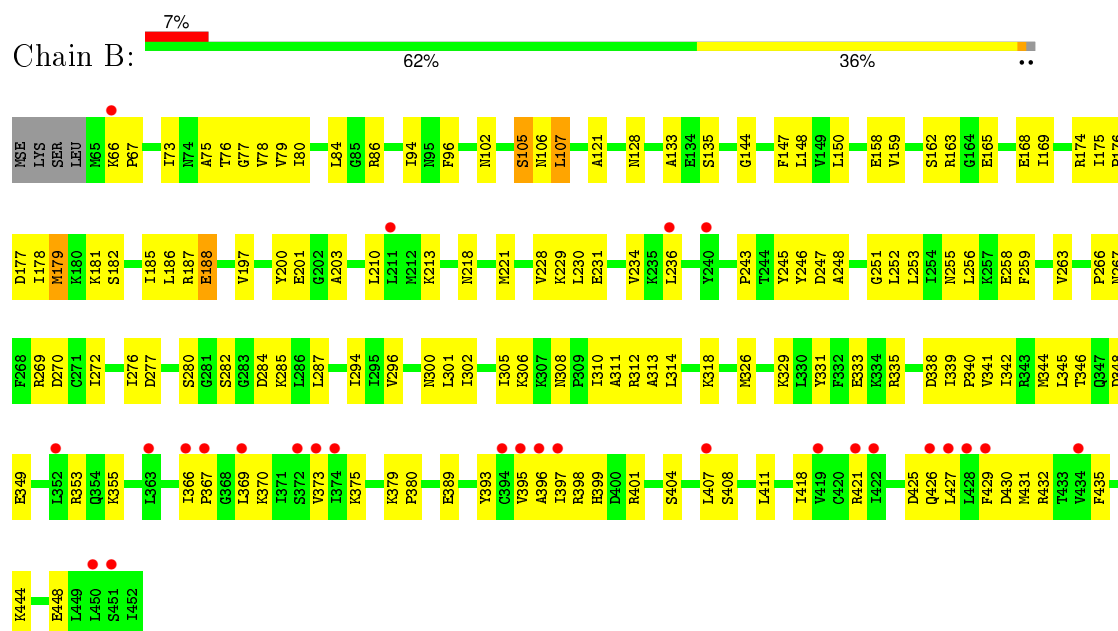
3 Residue-property plots

These plots are drawn for all protein, RNA and DNA chains in the entry. The first graphic for a chain summarises the proportions of errors displayed in the second graphic. The second graphic shows the sequence view annotated by issues in geometry and electron density. Residues are color-coded according to the number of geometric quality criteria for which they contain at least one outlier: green = 0, yellow = 1, orange = 2 and red = 3 or more. A red dot above a residue indicates a poor fit to the electron density ($RSRZ > 2$). Stretches of 2 or more consecutive residues without any outlier are shown as a green connector. Residues present in the sample, but not in the model, are shown in grey.

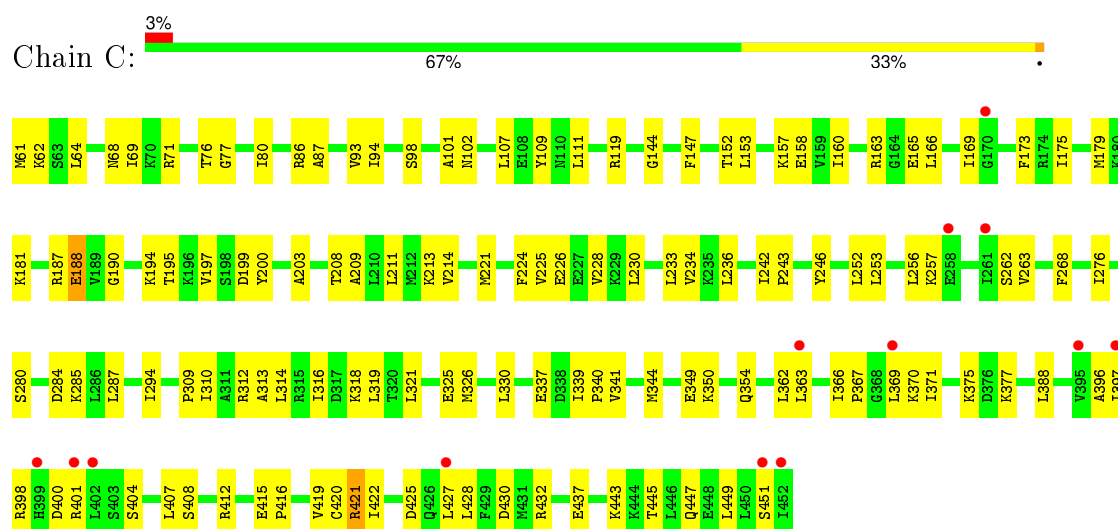
- Molecule 1: L-seryl-tRNA(Sec) selenium transferase



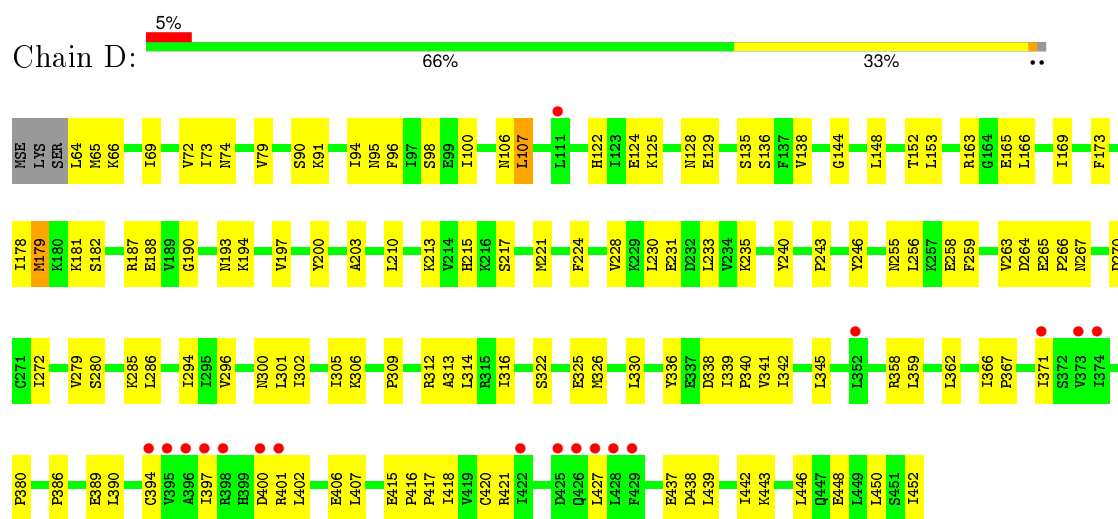
- Molecule 1: L-seryl-tRNA(Sec) selenium transferase



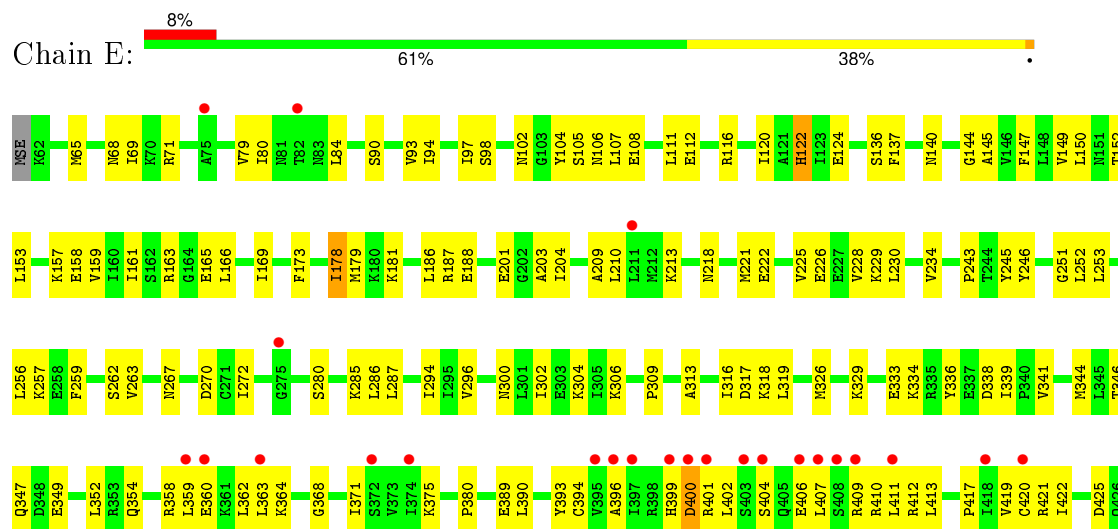
- Molecule 1: L-seryl-tRNA(Sec) selenium transferase

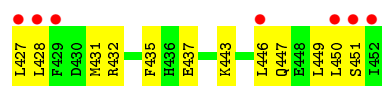


- Molecule 1: L-seryl-tRNA(Sec) selenium transferase

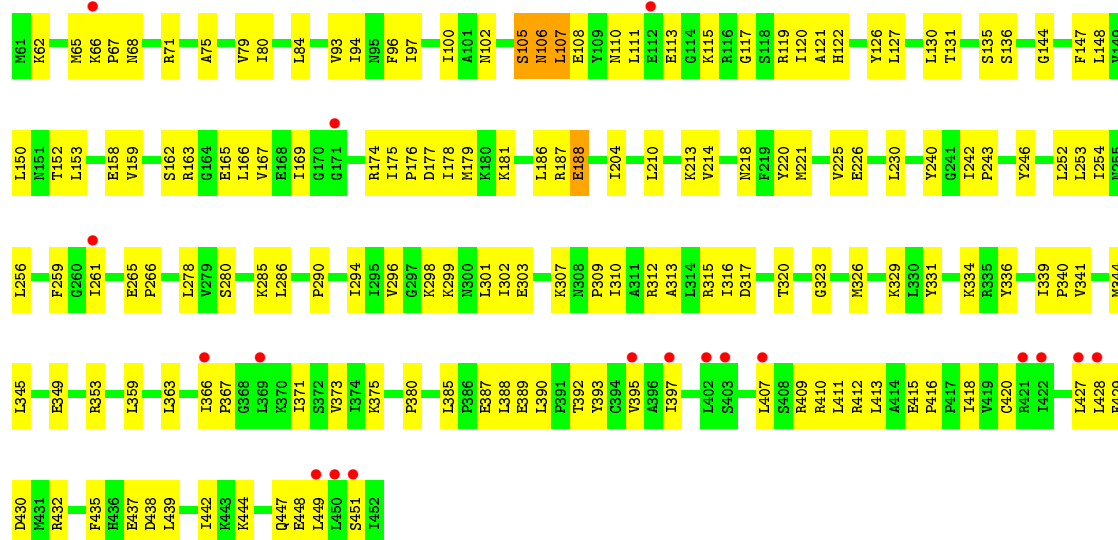


- Molecule 1: L-seryl-tRNA(Sec) selenium transferase

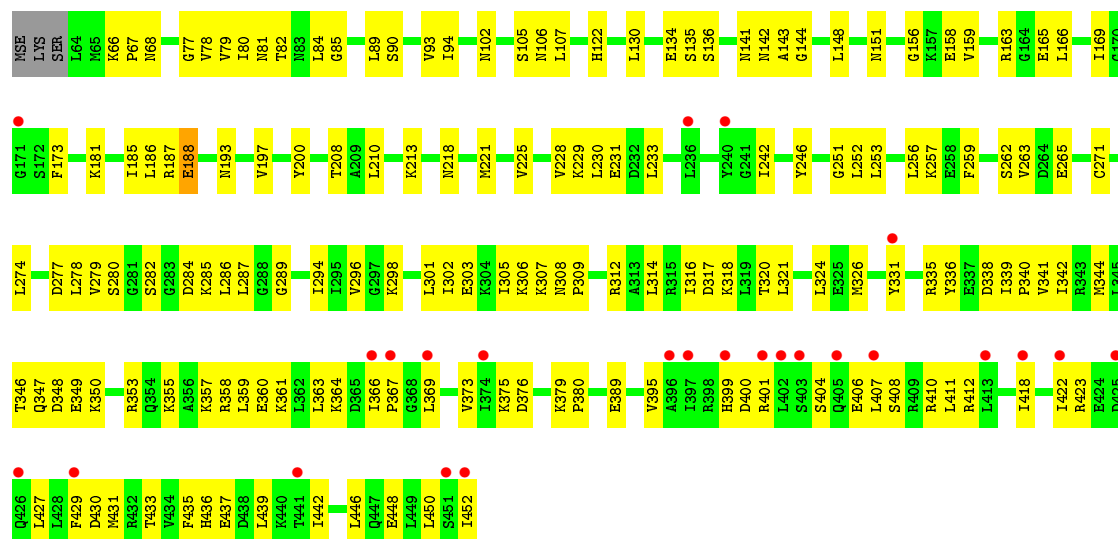




• Molecule 1: L-seryl-tRNA(Sec) selenium transferase

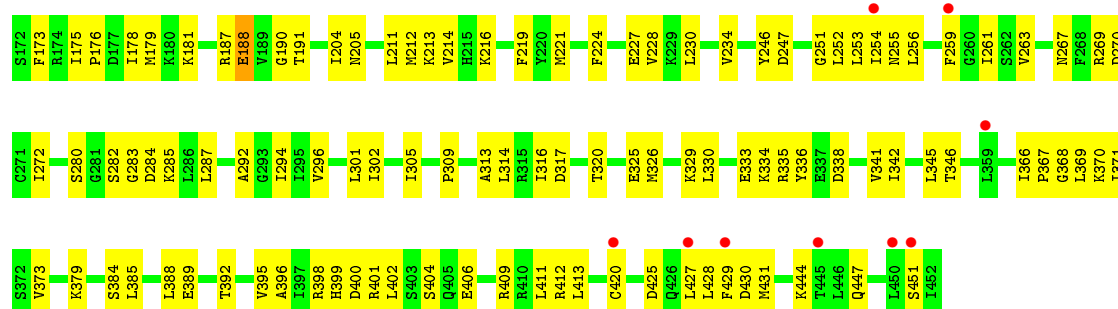


• Molecule 1: L-seryl-tRNA(Sec) selenium transferase

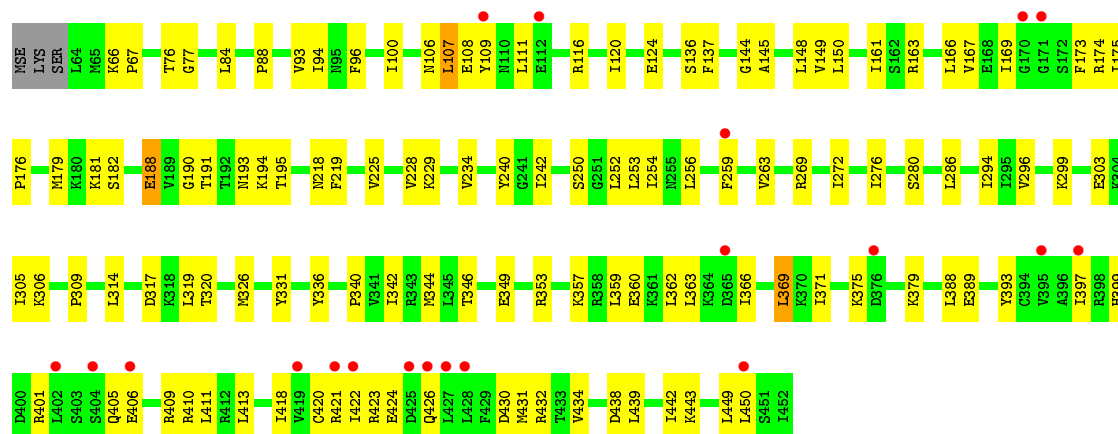


• Molecule 1: L-seryl-tRNA(Sec) selenium transferase

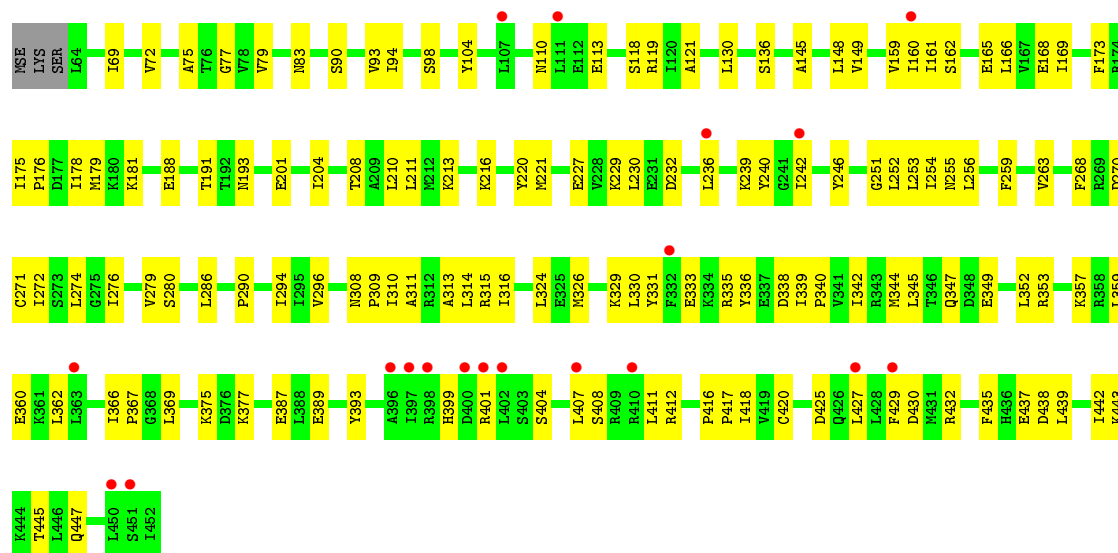




- Molecule 1: L-seryl-tRNA(Sec) selenium transferase



- Molecule 1: L-seryl-tRNA(Sec) selenium transferase



4 Data and refinement statistics

Property	Value	Source
Space group	P 1 21 1	Depositor
Cell constants a, b, c, α , β , γ	92.83Å 280.94Å 97.64Å 90.00° 113.45° 90.00°	Depositor
Resolution (Å)	48.94 – 3.19 48.94 – 3.19	Depositor EDS
% Data completeness (in resolution range)	99.0 (48.94-3.19) 99.1 (48.94-3.19)	Depositor EDS
R_{merge}	0.09	Depositor
R_{sym}	0.09	Depositor
$\langle I/\sigma(I) \rangle$ ¹	2.50 (at 3.19Å)	Xtriage
Refinement program	PHENIX (phenix.refine: 1.7.1_743)	Depositor
R, R_{free}	0.174 , 0.235 0.161 , 0.227	Depositor DCC
R_{free} test set	3752 reflections (5.00%)	DCC
Wilson B-factor (Å ²)	104.4	Xtriage
Anisotropy	0.405	Xtriage
Bulk solvent k_{sol} (e/Å ³), B_{sol} (Å ²)	0.28 , 80.3	EDS
Estimated twinning fraction	No twinning to report.	Xtriage
L-test for twinning ²	$\langle L \rangle = 0.49$, $\langle L^2 \rangle = 0.32$	Xtriage
Outliers	0 of 75086 reflections	Xtriage
F_o, F_c correlation	0.95	EDS
Total number of atoms	30719	wwPDB-VP
Average B, all atoms (Å ²)	130.0	wwPDB-VP

Xtriage's analysis on translational NCS is as follows: *The largest off-origin peak in the Patterson function is 3.50% of the height of the origin peak. No significant pseudotranslation is detected.*

¹Intensities estimated from amplitudes.

²Theoretical values of $\langle |L| \rangle$, $\langle L^2 \rangle$ for acentric reflections are 0.5, 0.375 respectively for untwinned datasets, and 0.333, 0.2 for perfectly twinned datasets.

5 Model quality [i](#)

5.1 Standard geometry [i](#)

Bond lengths and bond angles in the following residue types are not validated in this section: K, LLP, PT

The Z score for a bond length (or angle) is the number of standard deviations the observed value is removed from the expected value. A bond length (or angle) with $|Z| > 5$ is considered an outlier worth inspection. RMSZ is the root-mean-square of all Z scores of the bond lengths (or angles).

Mol	Chain	Bond lengths		Bond angles	
		RMSZ	# Z >5	RMSZ	# Z >5
1	A	0.46	0/3094	0.63	0/4144
1	B	0.46	0/3064	0.63	1/4107 (0.0%)
1	C	0.47	0/3094	0.64	0/4144
1	D	0.44	0/3071	0.63	0/4115
1	E	0.46	0/3086	0.63	0/4134
1	F	0.43	0/3094	0.63	0/4144
1	G	0.45	0/3071	0.61	0/4115
1	H	0.43	0/3077	0.61	0/4123
1	I	0.41	0/3071	0.59	0/4115
1	J	0.43	0/3071	0.62	0/4115
All	All	0.44	0/30793	0.62	1/41256 (0.0%)

There are no bond length outliers.

All (1) bond angle outliers are listed below:

Mol	Chain	Res	Type	Atoms	Z	Observed(°)	Ideal(°)
1	B	210	LEU	CB-CG-CD1	-5.67	101.37	111.00

There are no chirality outliers.

There are no planarity outliers.

5.2 Too-close contacts [i](#)

In the following table, the Non-H and H(model) columns list the number of non-hydrogen atoms and hydrogen atoms in the chain respectively. The H(added) column lists the number of hydrogen atoms added and optimized by MolProbity. The Clashes column lists the number of clashes within the asymmetric unit, whereas Symm-Clashes lists symmetry related clashes.

Mol	Chain	Non-H	H(model)	H(added)	Clashes	Symm-Clashes
1	A	3086	0	3239	111	0
1	B	3055	0	3201	125	0
1	C	3086	0	3239	124	0
1	D	3063	0	3212	111	0
1	E	3078	0	3230	132	0
1	F	3086	0	3239	142	0
1	G	3063	0	3212	151	0
1	H	3069	0	3217	125	0
1	I	3063	0	3212	111	0
1	J	3063	0	3212	127	0
2	A	2	0	0	0	0
3	B	1	0	0	0	0
3	C	1	0	0	0	0
3	E	1	0	0	0	0
3	H	1	0	0	0	0
3	I	1	0	0	0	0
All	All	30719	0	32213	1147	0

The all-atom clashscore is defined as the number of clashes found per 1000 atoms (including hydrogen atoms). The all-atom clashscore for this structure is 18.

All (1147) close contacts within the same asymmetric unit are listed below, sorted by their clash magnitude.

Atom-1	Atom-2	Interatomic distance (Å)	Clash overlap (Å)
1:G:316:ILE:HD11	1:G:321:LEU:HD13	1.40	1.03
1:A:254:ILE:HD11	1:A:259:PHE:HZ	1.27	0.97
1:F:175:ILE:HG22	1:F:179:MSE:CE	1.96	0.95
1:B:230:LEU:HD11	1:B:246:TYR:CE2	2.02	0.93
1:A:254:ILE:HD11	1:A:259:PHE:CZ	2.04	0.92
1:A:157:LYS:HD3	1:A:209:ALA:HB2	1.51	0.92
1:J:399:HIS:HE1	1:J:401:ARG:HE	1.11	0.92
1:H:147:PHE:HB2	1:H:178:ILE:HD11	1.51	0.91
1:D:224:PHE:HD2	1:E:218:ASN:HB2	1.36	0.91
1:D:64:LEU:HG	1:D:65:MSE:H	1.35	0.90
1:D:213:LYS:HD2	1:D:230:LEU:HD21	1.53	0.90
1:A:359:LEU:HD13	1:A:439:LEU:HG	1.54	0.90
1:B:179:MSE:O	1:B:182:SER:HB3	1.71	0.90
1:I:272:ILE:HD11	1:I:296:VAL:HG23	1.53	0.90
1:B:197:VAL:HG22	1:B:228:VAL:HG13	1.51	0.90
1:H:370:LYS:HD2	1:H:398:ARG:HD3	1.51	0.89
1:H:213:LYS:HG2	1:H:246:TYR:HE1	1.38	0.89
1:D:193:ASN:ND2	1:D:194:LYS:HG3	1.87	0.88

Continued on next page...

Continued from previous page...

Atom-1	Atom-2	Interatomic distance (Å)	Clash overlap (Å)
1:J:259:PHE:HE1	1:J:336:TYR:CD2	1.92	0.88
1:E:213:LYS:HG2	1:E:246:TYR:HE1	1.40	0.87
1:A:316:ILE:HD11	1:A:321:LEU:HD13	1.59	0.84
1:C:181:LYS:HG3	1:D:309:PRO:HG2	1.57	0.84
1:C:316:ILE:HD11	1:C:321:LEU:HD13	1.58	0.84
1:B:339:ILE:HD11	1:B:342:ILE:HG13	1.60	0.84
1:H:130:LEU:HD13	1:H:253:LEU:HD21	1.60	0.83
1:J:362:LEU:HB3	1:J:443:LYS:HD2	1.60	0.83
1:E:181:LYS:HG3	1:F:309:PRO:HG2	1.61	0.82
1:C:316:ILE:HD11	1:C:321:LEU:CD1	2.10	0.82
1:C:152:THR:HG22	1:C:153:LEU:HD23	1.61	0.82
1:F:175:ILE:HG22	1:F:179:MSE:HE1	1.60	0.82
1:C:169:ILE:HG13	1:C:173:PHE:HD2	1.44	0.81
1:B:344:MSE:HE3	1:B:435:PHE:CE1	2.16	0.81
1:H:213:LYS:HG2	1:H:246:TYR:CE1	2.15	0.81
1:E:169:ILE:HD11	1:E:285:LLP:H5'1	1.63	0.80
1:E:213:LYS:HG2	1:E:246:TYR:CE1	2.16	0.80
1:I:409:ARG:O	1:I:413:LEU:HG	1.81	0.80
1:I:100:ILE:HD12	1:J:69:ILE:HG22	1.64	0.80
1:J:416:PRO:HD2	1:J:445:THR:HG21	1.63	0.80
1:F:113:GLU:HB2	1:F:115:LYS:HG2	1.64	0.80
1:I:299:LYS:O	1:I:303:GLU:HG2	1.81	0.79
1:C:80:ILE:HD11	1:C:341:VAL:HG11	1.64	0.79
1:F:165:GLU:OE2	1:F:213:LYS:HE3	1.80	0.79
1:E:145:ALA:O	1:E:149:VAL:HG23	1.82	0.79
1:H:167:VAL:HG12	1:H:219:PHE:HE2	1.47	0.79
1:J:366:ILE:HG23	1:J:367:PRO:HD2	1.63	0.79
1:B:404:SER:HB2	1:B:427:LEU:HG	1.63	0.78
1:I:342:ILE:O	1:I:346:THR:HG23	1.83	0.78
1:D:152:THR:HG22	1:D:153:LEU:HD23	1.66	0.78
1:H:409:ARG:HG3	1:H:412:ARG:NH2	1.99	0.77
1:G:379:LYS:HG2	1:G:389:GLU:HG2	1.67	0.77
1:B:162:SER:HB3	1:B:165:GLU:HG3	1.66	0.76
1:B:252:LEU:HD21	1:B:256:LEU:HG	1.66	0.76
1:J:259:PHE:CE1	1:J:336:TYR:CD2	2.74	0.76
1:B:168:GLU:HG2	1:C:194:LYS:HE3	1.68	0.76
1:C:187:ARG:HD3	1:C:203:ALA:HB1	1.68	0.76
1:E:252:LEU:HD13	1:E:286:LEU:HD13	1.68	0.76
1:G:379:LYS:HE2	1:G:389:GLU:OE1	1.85	0.75
1:A:309:PRO:HG2	1:B:181:LYS:HG3	1.68	0.75
1:D:326:MSE:HE3	1:D:330:LEU:HD21	1.68	0.75

Continued on next page...

Continued from previous page...

Atom-1	Atom-2	Interatomic distance (Å)	Clash overlap (Å)
1:D:263:VAL:HG12	1:D:265:GLU:H	1.52	0.75
1:H:163:ARG:NH1	1:I:188:GLU:OE1	2.20	0.75
1:J:213:LYS:HG2	1:J:246:TYR:CE1	2.22	0.75
1:G:229:LYS:HE2	1:G:231:GLU:OE2	1.87	0.74
1:J:359:LEU:HD13	1:J:439:LEU:HD22	1.69	0.74
1:J:213:LYS:HG2	1:J:246:TYR:HE1	1.52	0.74
1:J:366:ILE:CG2	1:J:367:PRO:HD2	2.18	0.74
1:B:187:ARG:HD3	1:B:203:ALA:HB1	1.70	0.73
1:F:113:GLU:HG3	1:F:115:LYS:HE2	1.69	0.73
1:F:312:ARG:CZ	1:F:315:ARG:HH21	2.01	0.73
1:E:420:CYS:HB2	1:E:428:LEU:O	1.88	0.73
1:J:366:ILE:HB	1:J:369:LEU:HD12	1.70	0.73
1:E:394:CYS:SG	1:E:421:ARG:NH2	2.60	0.73
1:E:396:ALA:HB2	1:E:428:LEU:HD21	1.70	0.72
1:J:173:PHE:CE1	1:J:178:ILE:HG13	2.25	0.72
1:E:252:LEU:HD21	1:E:256:LEU:HG	1.71	0.72
1:I:175:ILE:HG22	1:I:179:MSE:CE	2.19	0.71
1:H:282:SER:HB2	1:H:285:LLP:HD3	1.70	0.71
1:G:404:SER:HB2	1:G:427:LEU:HG	1.72	0.71
1:G:280:SER:HA	1:G:294:ILE:O	1.91	0.71
1:G:252:LEU:HD21	1:G:256:LEU:HG	1.73	0.71
1:A:169:ILE:HD11	1:A:285:LLP:H5'1	1.72	0.71
1:C:169:ILE:HG13	1:C:173:PHE:CD2	2.24	0.71
1:E:169:ILE:CD1	1:E:285:LLP:H5'1	2.21	0.71
1:G:366:ILE:HG23	1:G:367:PRO:HD2	1.72	0.71
1:C:252:LEU:HD21	1:C:256:LEU:HG	1.72	0.71
1:I:175:ILE:HG22	1:I:179:MSE:HE3	1.71	0.70
1:C:366:ILE:HG23	1:C:367:PRO:HD2	1.72	0.70
1:J:175:ILE:HG22	1:J:179:MSE:HE2	1.72	0.70
1:F:397:ILE:HD11	1:F:427:LEU:HD23	1.73	0.70
1:D:187:ARG:HD3	1:D:203:ALA:HB1	1.74	0.70
1:I:250:SER:HB2	1:I:286:LEU:HD12	1.74	0.70
1:D:224:PHE:CD2	1:E:218:ASN:HB2	2.24	0.70
1:A:359:LEU:CD1	1:A:439:LEU:HG	2.21	0.70
1:I:234:VAL:HG22	1:I:276:ILE:HD13	1.74	0.70
1:C:80:ILE:HD11	1:C:341:VAL:CG1	2.22	0.70
1:J:399:HIS:CE1	1:J:401:ARG:HE	2.02	0.70
1:D:66:LYS:NZ	1:D:415:GLU:OE2	2.24	0.70
1:J:329:LYS:HE2	1:J:333:GLU:OE1	1.91	0.70
1:C:350:LYS:O	1:C:354:GLN:HG2	1.92	0.70
1:I:109:TYR:CD1	1:J:83:ASN:HB3	2.27	0.69

Continued on next page...

Continued from previous page...

Atom-1	Atom-2	Interatomic distance (Å)	Clash overlap (Å)
1:E:102:ASN:HB3	1:F:71:ARG:HH22	1.56	0.69
1:E:399:HIS:CD2	1:E:450:LEU:HD13	2.28	0.69
1:F:135:SER:HB2	1:F:299:LYS:HG3	1.74	0.69
1:C:190:GLY:HA3	1:C:195:THR:HG23	1.73	0.69
1:E:389:GLU:O	1:E:390:LEU:HD23	1.92	0.68
1:G:186:LEU:HD21	1:G:188:GLU:OE1	1.92	0.68
1:J:252:LEU:HD21	1:J:256:LEU:HG	1.75	0.68
1:J:399:HIS:HE1	1:J:401:ARG:NE	1.88	0.68
1:H:420:CYS:SG	1:H:427:LEU:HD11	2.34	0.68
1:J:119:ARG:NH1	1:J:316:ILE:O	2.26	0.68
1:I:169:ILE:HG13	1:I:173:PHE:CD2	2.28	0.68
1:C:437:GLU:N	1:C:437:GLU:OE1	2.20	0.68
1:E:84:LEU:HA	1:F:105:SER:O	1.93	0.68
1:D:166:LEU:HD13	1:E:163:ARG:HD3	1.75	0.67
1:C:69:ILE:HG13	1:D:325:GLU:OE1	1.93	0.67
1:A:187:ARG:HG3	1:A:187:ARG:HH11	1.59	0.67
1:C:325:GLU:OE1	1:D:69:ILE:HG13	1.95	0.67
1:H:256:LEU:HD12	1:H:263:VAL:CG2	2.25	0.67
1:H:163:ARG:HD2	1:H:190:GLY:O	1.94	0.67
1:E:68:ASN:HB2	1:F:122:HIS:CD2	2.29	0.67
1:I:254:ILE:HG22	1:I:269:ARG:HE	1.59	0.67
1:H:167:VAL:CG1	1:H:219:PHE:HE2	2.09	0.66
1:H:373:VAL:HG22	1:H:395:VAL:HG22	1.76	0.66
1:G:347:GLN:OE1	1:G:355:LYS:NZ	2.28	0.66
1:F:167:VAL:H	1:F:175:ILE:HG13	1.61	0.66
1:H:216:LYS:HE3	1:H:221:MSE:HE2	1.77	0.66
1:G:159:VAL:HG22	1:G:210:LEU:HB3	1.78	0.66
1:J:375:LYS:HB2	1:J:393:TYR:CE2	2.31	0.66
1:H:158:GLU:OE2	1:H:187:ARG:HD3	1.96	0.66
1:H:388:LEU:HD12	1:H:389:GLU:H	1.61	0.66
1:G:302:ILE:HG22	1:G:306:LYS:HD2	1.76	0.66
1:A:229:LYS:HG2	1:A:231:GLU:OE1	1.96	0.66
1:I:161:ILE:HD13	1:I:166:LEU:HD23	1.76	0.66
1:H:272:ILE:HD11	1:H:296:VAL:HG23	1.78	0.66
1:H:252:LEU:HD21	1:H:256:LEU:HG	1.78	0.65
1:I:93:VAL:HA	1:I:326:MSE:HG2	1.78	0.65
1:J:308:ASN:OD1	1:J:310:ILE:N	2.25	0.65
1:I:353:ARG:HE	1:I:357:LYS:HE3	1.61	0.65
1:G:314:LEU:HD23	1:H:314:LEU:HD23	1.77	0.65
1:J:366:ILE:HB	1:J:369:LEU:CD1	2.26	0.65
1:G:89:LEU:HB2	1:G:94:ILE:HD11	1.79	0.65

Continued on next page...

Continued from previous page...

Atom-1	Atom-2	Interatomic distance (Å)	Clash overlap (Å)
1:E:256:LEU:HD13	1:E:263:VAL:HG21	1.79	0.65
1:C:211:LEU:HD11	1:C:236:LEU:HD23	1.78	0.65
1:J:161:ILE:HD13	1:J:166:LEU:HD23	1.77	0.65
1:H:256:LEU:HD12	1:H:263:VAL:HG21	1.79	0.65
1:C:313:ALA:HB1	1:D:144:GLY:HA2	1.78	0.65
1:C:400:ASP:OD1	1:C:401:ARG:N	2.29	0.65
1:F:253:LEU:HD23	1:F:331:TYR:CD1	2.32	0.65
1:F:407:LEU:HD23	1:F:427:LEU:HD22	1.79	0.65
1:B:366:ILE:HB	1:B:369:LEU:HD12	1.78	0.64
1:G:309:PRO:HG2	1:H:181:LYS:HG3	1.79	0.64
1:E:412:ARG:NH2	1:F:111:LEU:O	2.29	0.64
1:H:259:PHE:HE1	1:H:336:TYR:CD2	2.15	0.64
1:H:254:ILE:HD11	1:H:259:PHE:HZ	1.62	0.64
1:G:316:ILE:CD1	1:G:321:LEU:HD13	2.24	0.64
1:F:188:GLU:OE1	1:G:163:ARG:NH1	2.30	0.64
1:G:197:VAL:HG22	1:G:228:VAL:HG13	1.79	0.64
1:I:108:GLU:OE2	1:I:116:ARG:HD2	1.98	0.64
1:H:167:VAL:HG12	1:H:219:PHE:CE2	2.31	0.63
1:D:197:VAL:HG22	1:D:228:VAL:HG13	1.80	0.63
1:F:174:ARG:HB2	1:F:177:ASP:HB2	1.80	0.63
1:B:444:LYS:HE2	1:B:448:GLU:OE1	1.97	0.63
1:I:353:ARG:HB2	1:I:393:TYR:CE1	2.34	0.63
1:E:412:ARG:O	1:E:417:PRO:HB3	1.98	0.63
1:G:213:LYS:HB3	1:G:246:TYR:HD1	1.62	0.63
1:G:181:LYS:HG3	1:H:309:PRO:HG2	1.79	0.63
1:D:165:GLU:OE2	1:D:213:LYS:HG3	1.98	0.63
1:G:359:LEU:HD13	1:G:439:LEU:HD22	1.80	0.63
1:D:326:MSE:O	1:D:330:LEU:HG	1.97	0.63
1:I:150:LEU:HD13	1:I:179:MSE:HG3	1.80	0.63
1:F:119:ARG:NH1	1:F:316:ILE:O	2.32	0.63
1:F:349:GLU:OE2	1:F:375:LYS:NZ	2.32	0.63
1:B:339:ILE:HG13	1:B:339:ILE:O	1.98	0.63
1:I:406:GLU:OE1	1:I:409:ARG:NH2	2.31	0.63
1:C:107:LEU:HD22	1:C:318:LYS:HB3	1.79	0.63
1:E:108:GLU:OE2	1:E:116:ARG:NH1	2.31	0.63
1:J:326:MSE:HE3	1:J:330:LEU:HD21	1.81	0.63
1:C:420:CYS:SG	1:C:427:LEU:HD11	2.39	0.63
1:J:259:PHE:HE1	1:J:336:TYR:CG	2.16	0.62
1:G:442:ILE:O	1:G:446:LEU:HG	1.99	0.62
1:H:267:ASN:OD1	1:H:270:ASP:HB2	1.99	0.62
1:G:229:LYS:HE2	1:G:231:GLU:CD	2.20	0.62

Continued on next page...

Continued from previous page...

Atom-1	Atom-2	Interatomic distance (Å)	Clash overlap (Å)
1:B:256:LEU:HD12	1:B:263:VAL:HG21	1.81	0.62
1:G:158:GLU:CD	1:G:187:ARG:HD2	2.20	0.62
1:F:280:SER:HA	1:F:294:ILE:O	2.00	0.62
1:G:448:GLU:O	1:G:452:ILE:HB	2.00	0.62
1:I:340:PRO:O	1:I:344:MSE:HG3	2.00	0.62
1:C:175:ILE:HG22	1:C:179:MSE:CE	2.30	0.62
1:A:167:VAL:HG23	1:A:169:ILE:HG23	1.81	0.62
1:D:163:ARG:NH1	1:E:188:GLU:OE1	2.31	0.62
1:A:179:MSE:O	1:A:182:SER:HB3	2.00	0.62
1:C:175:ILE:HG22	1:C:179:MSE:HE3	1.82	0.62
1:G:340:PRO:O	1:G:344:MSE:HG3	2.00	0.62
1:J:110:ASN:OD1	1:J:113:GLU:N	2.27	0.61
1:E:404:SER:OG	1:E:425:ASP:HA	2.00	0.61
1:G:342:ILE:O	1:G:346:THR:HG23	2.00	0.61
1:E:437:GLU:H	1:E:437:GLU:CD	2.03	0.61
1:H:80:ILE:HD11	1:H:341:VAL:HG11	1.82	0.61
1:I:362:LEU:HB3	1:I:443:LYS:HD2	1.82	0.61
1:D:256:LEU:HD12	1:D:263:VAL:HB	1.83	0.61
1:A:90:SER:O	1:A:94:ILE:HG13	2.00	0.61
1:D:221:MSE:HG2	1:E:221:MSE:HG2	1.81	0.61
1:E:344:MSE:O	1:E:432:ARG:HD2	2.00	0.61
1:E:349:GLU:OE2	1:E:375:LYS:NZ	2.33	0.61
1:G:339:ILE:HD11	1:G:342:ILE:HG13	1.83	0.61
1:D:371:ILE:HG22	1:D:397:ILE:HG22	1.82	0.61
1:B:234:VAL:HG22	1:B:276:ILE:HD13	1.82	0.61
1:B:407:LEU:O	1:B:411:LEU:HG	2.00	0.61
1:D:259:PHE:HE1	1:D:336:TYR:CG	2.19	0.61
1:F:388:LEU:HD12	1:F:389:GLU:N	2.16	0.61
1:C:366:ILE:CG2	1:C:367:PRO:HD2	2.31	0.60
1:F:344:MSE:O	1:F:432:ARG:HD2	2.01	0.60
1:A:300:ASN:OD1	1:A:301:LEU:HG	2.01	0.60
1:C:68:ASN:HB2	1:D:122:HIS:CG	2.36	0.60
1:A:421:ARG:HH21	1:A:430:ASP:HB2	1.66	0.60
1:H:169:ILE:HG13	1:H:173:PHE:HD2	1.66	0.60
1:A:263:VAL:HG12	1:A:265:GLU:H	1.67	0.60
1:A:165:GLU:HG2	1:A:214:VAL:O	2.00	0.60
1:A:80:ILE:HD11	1:A:341:VAL:HG11	1.83	0.60
1:D:437:GLU:OE1	1:D:437:GLU:N	2.26	0.60
1:C:362:LEU:HD22	1:C:443:LYS:HD3	1.82	0.60
1:B:256:LEU:HD12	1:B:263:VAL:CG2	2.32	0.60
1:E:412:ARG:HG2	1:E:419:VAL:HG22	1.82	0.60

Continued on next page...

Continued from previous page...

Atom-1	Atom-2	Interatomic distance (Å)	Clash overlap (Å)
1:A:163:ARG:NH1	1:J:188:GLU:OE2	2.32	0.60
1:I:253:LEU:HD23	1:I:331:TYR:CD1	2.37	0.60
1:J:253:LEU:HD23	1:J:331:TYR:CD1	2.35	0.60
1:D:79:VAL:N	1:D:380:PRO:O	2.34	0.60
1:I:190:GLY:HA3	1:I:195:THR:HG23	1.83	0.60
1:B:246:TYR:HE1	1:B:248:ALA:HA	1.66	0.60
1:F:371:ILE:HG12	1:F:397:ILE:HG22	1.82	0.60
1:G:130:LEU:HD13	1:G:253:LEU:HD21	1.84	0.60
1:I:175:ILE:CG2	1:I:179:MSE:CE	2.79	0.60
1:I:360:GLU:HG3	1:I:371:ILE:HG21	1.84	0.60
1:G:320:THR:HG23	1:H:317:ASP:OD2	2.02	0.59
1:F:290:PRO:HB2	1:F:320:THR:HG22	1.84	0.59
1:A:287:LEU:HD23	1:A:287:LEU:O	2.03	0.59
1:C:169:ILE:HD11	1:C:285:LLP:H5'1	1.83	0.59
1:B:158:GLU:OE2	1:B:187:ARG:HD2	2.02	0.59
1:B:229:LYS:HD3	1:B:231:GLU:OE2	2.02	0.59
1:I:423:ARG:HG2	1:I:424:GLU:OE1	2.02	0.59
1:E:71:ARG:HH12	1:F:102:ASN:HB3	1.66	0.59
1:D:366:ILE:CG2	1:D:367:PRO:HD2	2.32	0.59
1:I:175:ILE:CG2	1:I:179:MSE:HE1	2.32	0.59
1:F:437:GLU:N	1:F:437:GLU:OE1	2.27	0.59
1:E:165:GLU:OE2	1:E:213:LYS:NZ	2.26	0.59
1:I:111:LEU:HD13	1:J:417:PRO:HG2	1.85	0.59
1:F:353:ARG:HB2	1:F:393:TYR:CD1	2.38	0.59
1:J:161:ILE:HD13	1:J:166:LEU:CD2	2.33	0.59
1:G:246:TYR:O	1:G:279:VAL:HG13	2.02	0.59
1:G:303:GLU:HG2	1:G:307:LYS:HE3	1.85	0.59
1:C:445:THR:O	1:C:449:LEU:HG	2.03	0.59
1:E:262:SER:O	1:E:263:VAL:HG13	2.03	0.58
1:J:159:VAL:HG22	1:J:210:LEU:HB3	1.85	0.58
1:B:169:ILE:HD11	1:B:285:LLP:H5'1	1.84	0.58
1:H:282:SER:CB	1:H:285:LLP:HD3	2.32	0.58
1:I:163:ARG:HG2	1:I:163:ARG:HH11	1.68	0.58
1:D:280:SER:HA	1:D:294:ILE:O	2.02	0.58
1:C:344:MSE:O	1:C:432:ARG:HD2	2.04	0.58
1:G:366:ILE:HG21	1:G:450:LEU:HD12	1.84	0.58
1:I:66:LYS:HB3	1:I:67:PRO:HD2	1.86	0.58
1:I:439:LEU:HA	1:I:442:ILE:HD12	1.86	0.58
1:C:326:MSE:O	1:C:330:LEU:HG	2.04	0.58
1:F:163:ARG:HD3	1:G:166:LEU:HD12	1.85	0.58
1:J:256:LEU:CD1	1:J:263:VAL:HG21	2.34	0.58

Continued on next page...

Continued from previous page...

Atom-1	Atom-2	Interatomic distance (Å)	Clash overlap (Å)
1:A:208:THR:HG21	1:A:242:ILE:HD13	1.85	0.58
1:E:161:ILE:HD13	1:E:166:LEU:HD23	1.86	0.58
1:H:388:LEU:HD12	1:H:389:GLU:N	2.18	0.58
1:B:404:SER:OG	1:B:425:ASP:HA	2.04	0.58
1:F:410:ARG:HG2	1:F:449:LEU:HD22	1.85	0.58
1:E:79:VAL:N	1:E:380:PRO:O	2.36	0.58
1:D:246:TYR:HB3	1:D:279:VAL:HG22	1.85	0.57
1:C:340:PRO:O	1:C:344:MSE:HG3	2.03	0.57
1:A:353:ARG:HB2	1:A:393:TYR:CD1	2.39	0.57
1:C:349:GLU:OE2	1:C:375:LYS:NZ	2.37	0.57
1:F:175:ILE:HG22	1:F:179:MSE:HE3	1.84	0.57
1:G:407:LEU:O	1:G:411:LEU:HG	2.04	0.57
1:B:73:ILE:HB	1:B:418:ILE:HG12	1.86	0.57
1:C:309:PRO:HG2	1:D:181:LYS:HG3	1.86	0.57
1:H:175:ILE:HB	1:H:176:PRO:CD	2.35	0.57
1:A:397:ILE:HD11	1:A:427:LEU:HD23	1.87	0.57
1:I:93:VAL:HG22	1:I:326:MSE:HB3	1.85	0.57
1:I:353:ARG:HB2	1:I:393:TYR:CD1	2.39	0.57
1:J:216:LYS:HE2	1:J:221:MSE:HE2	1.87	0.57
1:A:175:ILE:HB	1:A:176:PRO:HD3	1.86	0.57
1:A:280:SER:HA	1:A:294:ILE:O	2.05	0.57
1:J:246:TYR:HB3	1:J:279:VAL:HG22	1.87	0.57
1:D:125:LYS:O	1:D:129:GLU:HG2	2.04	0.57
1:I:309:PRO:HG2	1:J:181:LYS:HG3	1.85	0.57
1:H:135:SER:OG	1:H:302:ILE:HG21	2.04	0.57
1:G:399:HIS:NE2	1:G:450:LEU:HD22	2.20	0.57
1:B:379:LYS:HE3	1:B:389:GLU:OE2	2.05	0.57
1:E:68:ASN:HB2	1:F:122:HIS:HD2	1.68	0.57
1:C:211:LEU:CD1	1:C:236:LEU:HD23	2.35	0.57
1:H:254:ILE:HD11	1:H:259:PHE:CZ	2.39	0.57
1:I:344:MSE:O	1:I:432:ARG:HD2	2.04	0.56
1:E:349:GLU:HG2	1:E:393:TYR:HE1	1.69	0.56
1:I:256:LEU:HD12	1:I:263:VAL:HG21	1.86	0.56
1:E:420:CYS:SG	1:E:427:LEU:HD11	2.45	0.56
1:G:77:GLY:HA3	1:G:430:ASP:CG	2.26	0.56
1:D:272:ILE:HD11	1:D:296:VAL:HG23	1.87	0.56
1:G:301:LEU:O	1:G:305:ILE:HG13	2.05	0.56
1:A:263:VAL:HG12	1:A:264:ASP:N	2.20	0.56
1:I:363:LEU:CB	1:I:371:ILE:HD11	2.34	0.56
1:F:317:ASP:OD2	1:F:320:THR:N	2.31	0.56
1:F:447:GLN:O	1:F:451:SER:HB2	2.05	0.56

Continued on next page...

Continued from previous page...

Atom-1	Atom-2	Interatomic distance (Å)	Clash overlap (Å)
1:A:234:VAL:HG22	1:A:276:ILE:HD13	1.87	0.56
1:E:411:LEU:HD23	1:E:449:LEU:HD11	1.86	0.56
1:G:429:PHE:O	1:G:431:MSE:HE3	2.05	0.56
1:B:163:ARG:NH1	1:C:188:GLU:OE1	2.37	0.56
1:B:230:LEU:HD11	1:B:246:TYR:HE2	1.62	0.56
1:A:163:ARG:HD2	1:A:190:GLY:O	2.05	0.56
1:E:363:LEU:HB2	1:E:371:ILE:HD13	1.87	0.56
1:E:157:LYS:HD3	1:E:209:ALA:HB2	1.87	0.56
1:C:408:SER:OG	1:C:422:ILE:HD11	2.05	0.56
1:C:102:ASN:HD22	1:D:94:ILE:HD12	1.71	0.56
1:D:263:VAL:HG12	1:D:264:ASP:N	2.20	0.56
1:D:231:GLU:O	1:D:235:LYS:HG2	2.06	0.56
1:E:317:ASP:OD2	1:E:319:LEU:HB2	2.06	0.56
1:J:77:GLY:HA3	1:J:430:ASP:OD2	2.06	0.56
1:A:66:LYS:HG3	1:A:67:PRO:HD2	1.87	0.56
1:F:158:GLU:OE2	1:F:187:ARG:HD2	2.04	0.56
1:I:363:LEU:HB2	1:I:371:ILE:CD1	2.36	0.56
1:H:175:ILE:HG22	1:H:179:MSE:HE3	1.85	0.56
1:B:76:THR:O	1:B:421:ARG:NH1	2.38	0.56
1:G:135:SER:C	1:G:302:ILE:HD13	2.26	0.56
1:I:163:ARG:HD2	1:I:190:GLY:O	2.06	0.56
1:B:399:HIS:HE1	1:B:401:ARG:NE	2.03	0.56
1:H:342:ILE:O	1:H:346:THR:HG23	2.06	0.56
1:J:160:ILE:HD12	1:J:211:LEU:CD2	2.36	0.56
1:A:437:GLU:OE1	1:A:437:GLU:N	2.39	0.56
1:E:329:LYS:HE2	1:E:333:GLU:OE1	2.05	0.56
1:J:280:SER:HA	1:J:294:ILE:O	2.06	0.56
1:G:399:HIS:CE1	1:G:450:LEU:HD22	2.42	0.55
1:G:302:ILE:O	1:G:306:LYS:HG3	2.06	0.55
1:I:161:ILE:HD13	1:I:166:LEU:CD2	2.36	0.55
1:C:61:MSE:N	1:D:125:LYS:HZ3	2.03	0.55
1:I:317:ASP:OD1	1:I:319:LEU:HB2	2.07	0.55
1:G:355:LYS:HG2	1:G:358:ARG:HH21	1.71	0.55
1:I:371:ILE:HG12	1:I:397:ILE:HG22	1.88	0.55
1:C:165:GLU:HG2	1:C:214:VAL:O	2.06	0.55
1:C:157:LYS:HB2	1:C:209:ALA:HB2	1.87	0.55
1:B:188:GLU:OE1	1:C:163:ARG:NH1	2.39	0.55
1:J:357:LYS:O	1:J:360:GLU:HG2	2.06	0.55
1:I:167:VAL:HG12	1:I:219:PHE:HE2	1.71	0.55
1:F:303:GLU:HG3	1:F:307:LYS:HE3	1.88	0.55
1:J:259:PHE:CE1	1:J:336:TYR:CG	2.93	0.55

Continued on next page...

Continued from previous page...

Atom-1	Atom-2	Interatomic distance (Å)	Clash overlap (Å)
1:H:91:LYS:O	1:H:95:ASN:ND2	2.40	0.55
1:E:102:ASN:HD22	1:F:94:ILE:HD12	1.72	0.55
1:I:169:ILE:HG13	1:I:173:PHE:HD2	1.71	0.55
1:B:335:ARG:NH1	1:B:338:ASP:OD2	2.24	0.55
1:J:256:LEU:HD13	1:J:263:VAL:HG21	1.88	0.55
1:E:300:ASN:O	1:E:304:LYS:HG3	2.06	0.55
1:H:120:ILE:HG22	1:H:124:GLU:HG3	1.88	0.55
1:F:359:LEU:HD13	1:F:439:LEU:HD23	1.87	0.55
1:B:396:ALA:CB	1:B:426:GLN:HE21	2.20	0.55
1:A:84:LEU:HA	1:B:105:SER:O	2.07	0.55
1:I:366:ILE:O	1:I:369:LEU:HB2	2.06	0.55
1:H:280:SER:HA	1:H:294:ILE:O	2.07	0.55
1:E:257:LYS:HG2	1:E:262:SER:HA	1.89	0.55
1:G:78:VAL:HA	1:G:380:PRO:O	2.06	0.55
1:D:400:ASP:OD1	1:D:401:ARG:N	2.40	0.54
1:B:251:GLY:O	1:B:287:LEU:HB2	2.07	0.54
1:J:438:ASP:O	1:J:442:ILE:HG13	2.07	0.54
1:G:94:ILE:HG21	1:H:98:SER:OG	2.07	0.54
1:A:353:ARG:HB2	1:A:393:TYR:CE1	2.42	0.54
1:G:144:GLY:HA2	1:H:313:ALA:HB1	1.89	0.54
1:B:106:ASN:O	1:B:107:LEU:C	2.46	0.54
1:G:271:CYS:HA	1:G:274:LEU:HD12	1.89	0.54
1:H:444:LYS:HA	1:H:447:GLN:HE21	1.70	0.54
1:D:169:ILE:HD11	1:D:285:LLP:H5'1	1.89	0.54
1:C:337:GLU:CD	1:C:337:GLU:H	2.11	0.54
1:I:280:SER:HA	1:I:294:ILE:O	2.07	0.54
1:A:72:VAL:HB	1:B:105:SER:HA	1.90	0.54
1:G:400:ASP:OD1	1:G:401:ARG:HD2	2.08	0.54
1:A:285:LLP:OP4	1:A:285:LLP:H4'2	2.08	0.54
1:J:175:ILE:HB	1:J:176:PRO:HD3	1.89	0.54
1:E:446:LEU:HD23	1:E:449:LEU:HD12	1.89	0.54
1:H:301:LEU:O	1:H:305:ILE:HG13	2.06	0.54
1:B:344:MSE:O	1:B:432:ARG:HD2	2.08	0.54
1:C:370:LYS:HD2	1:C:398:ARG:HB3	1.89	0.54
1:G:66:LYS:HB3	1:G:67:PRO:HD2	1.90	0.54
1:B:302:ILE:HG22	1:B:306:LYS:HD2	1.90	0.54
1:F:108:GLU:HG3	1:F:117:GLY:O	2.07	0.54
1:I:88:PRO:O	1:I:340:PRO:HG2	2.07	0.54
1:F:444:LYS:O	1:F:448:GLU:HG3	2.08	0.54
1:F:165:GLU:OE2	1:F:213:LYS:HG3	2.08	0.54
1:J:359:LEU:HD13	1:J:439:LEU:CD2	2.37	0.54

Continued on next page...

Continued from previous page...

Atom-1	Atom-2	Interatomic distance (Å)	Clash overlap (Å)
1:C:256:LEU:HD12	1:C:263:VAL:CG2	2.38	0.54
1:E:272:ILE:HD11	1:E:296:VAL:HG23	1.90	0.54
1:I:144:GLY:HA2	1:J:313:ALA:HB1	1.88	0.54
1:B:353:ARG:HD3	1:B:393:TYR:CE2	2.42	0.54
1:E:210:LEU:HD12	1:E:243:PRO:HG2	1.90	0.54
1:G:256:LEU:HD12	1:G:263:VAL:CG2	2.37	0.54
1:J:344:MSE:O	1:J:432:ARG:HD2	2.08	0.54
1:C:253:LEU:HD22	1:C:287:LEU:HD11	1.89	0.54
1:G:80:ILE:HD11	1:G:341:VAL:HG11	1.89	0.53
1:I:175:ILE:HG22	1:I:179:MSE:HE1	1.91	0.53
1:A:66:LYS:CG	1:A:67:PRO:HD2	2.38	0.53
1:E:158:GLU:OE2	1:E:187:ARG:HD2	2.08	0.53
1:I:76:THR:O	1:I:421:ARG:HD2	2.09	0.53
1:D:213:LYS:HD2	1:D:230:LEU:CD2	2.33	0.53
1:A:316:ILE:HD11	1:A:321:LEU:CD1	2.36	0.53
1:I:108:GLU:HG2	1:I:116:ARG:HG3	1.90	0.53
1:E:349:GLU:HA	1:E:352:LEU:HD12	1.88	0.53
1:B:370:LYS:HZ2	1:B:398:ARG:HH21	1.57	0.53
1:F:213:LYS:HG2	1:F:246:TYR:HE1	1.73	0.53
1:A:309:PRO:CG	1:B:181:LYS:HG3	2.35	0.53
1:H:429:PHE:HB3	1:H:431:MSE:HE1	1.90	0.53
1:A:344:MSE:O	1:A:432:ARG:HD2	2.08	0.53
1:H:409:ARG:HG3	1:H:412:ARG:HH22	1.72	0.53
1:F:210:LEU:CD1	1:F:243:PRO:HG2	2.38	0.53
1:A:221:MSE:HG2	1:J:221:MSE:HG2	1.91	0.53
1:A:336:TYR:O	1:A:339:ILE:HG12	2.08	0.53
1:B:80:ILE:HD11	1:B:341:VAL:HG11	1.89	0.53
1:J:369:LEU:HD23	1:J:399:HIS:HD2	1.74	0.53
1:F:353:ARG:HB2	1:F:393:TYR:CE1	2.43	0.53
1:G:93:VAL:HA	1:G:326:MSE:HG2	1.89	0.53
1:F:265:GLU:CD	1:F:266:PRO:HD2	2.29	0.53
1:F:213:LYS:HG2	1:F:246:TYR:CE1	2.44	0.53
1:E:400:ASP:OD1	1:E:401:ARG:N	2.42	0.53
1:E:120:ILE:CD1	1:E:316:ILE:HD11	2.39	0.53
1:B:272:ILE:HD11	1:B:296:VAL:HG23	1.91	0.53
1:C:76:THR:HG23	1:C:419:VAL:HG12	1.91	0.53
1:D:394:CYS:SG	1:D:421:ARG:NH2	2.81	0.53
1:D:267:ASN:OD1	1:D:270:ASP:HB2	2.09	0.53
1:G:407:LEU:HD23	1:G:427:LEU:HD12	1.92	0.52
1:G:90:SER:HB3	1:G:338:ASP:O	2.08	0.52
1:I:363:LEU:HB3	1:I:371:ILE:HD11	1.90	0.52

Continued on next page...

Continued from previous page...

Atom-1	Atom-2	Interatomic distance (Å)	Clash overlap (Å)
1:C:200:TYR:CE2	1:C:228:VAL:HG21	2.44	0.52
1:A:313:ALA:HB1	1:B:144:GLY:HA2	1.92	0.52
1:F:253:LEU:HD23	1:F:331:TYR:CG	2.44	0.52
1:C:68:ASN:HB2	1:D:122:HIS:ND1	2.24	0.52
1:A:165:GLU:OE1	1:A:213:LYS:HG3	2.10	0.52
1:G:349:GLU:OE2	1:G:375:LYS:NZ	2.42	0.52
1:H:168:GLU:HB2	1:I:191:THR:HG21	1.92	0.52
1:J:136:SER:HB3	1:J:296:VAL:HG12	1.90	0.52
1:B:280:SER:HA	1:B:294:ILE:O	2.08	0.52
1:D:188:GLU:OE1	1:E:163:ARG:NH1	2.42	0.52
1:F:152:THR:HG22	1:F:153:LEU:HD23	1.91	0.52
1:G:89:LEU:CB	1:G:94:ILE:HD11	2.39	0.52
1:H:259:PHE:CE1	1:H:336:TYR:CD2	2.96	0.52
1:I:108:GLU:HG2	1:I:108:GLU:O	2.10	0.52
1:H:370:LYS:CD	1:H:398:ARG:HD3	2.31	0.52
1:G:94:ILE:CG2	1:H:98:SER:OG	2.58	0.52
1:F:159:VAL:HG22	1:F:210:LEU:HB3	1.90	0.52
1:B:408:SER:HB2	1:B:427:LEU:HD21	1.91	0.52
1:E:396:ALA:HB2	1:E:428:LEU:CD2	2.40	0.52
1:D:96:PHE:O	1:D:100:ILE:HG12	2.10	0.52
1:G:353:ARG:HE	1:G:357:LYS:NZ	2.07	0.52
1:A:437:GLU:CD	1:A:437:GLU:H	2.13	0.52
1:A:79:VAL:N	1:A:380:PRO:O	2.43	0.52
1:C:256:LEU:CD1	1:C:263:VAL:HG21	2.40	0.52
1:D:366:ILE:HG23	1:D:367:PRO:HD2	1.91	0.52
1:D:193:ASN:HD22	1:D:194:LYS:HG3	1.71	0.52
1:I:406:GLU:OE1	1:I:410:ARG:NH2	2.30	0.52
1:J:175:ILE:HG22	1:J:179:MSE:CE	2.40	0.52
1:G:148:LEU:HG	1:G:305:ILE:HG23	1.92	0.52
1:I:353:ARG:HH21	1:I:357:LYS:NZ	2.08	0.52
1:C:316:ILE:HD11	1:C:321:LEU:HD12	1.92	0.52
1:I:411:LEU:HD22	1:I:418:ILE:HD12	1.92	0.52
1:J:404:SER:OG	1:J:425:ASP:OD1	2.22	0.52
1:I:388:LEU:HD12	1:I:389:GLU:H	1.75	0.52
1:C:256:LEU:HD12	1:C:263:VAL:HG21	1.92	0.51
1:J:375:LYS:HB2	1:J:393:TYR:HE2	1.73	0.51
1:E:309:PRO:HG2	1:F:181:LYS:HG3	1.92	0.51
1:A:77:GLY:HA3	1:A:430:ASP:CG	2.31	0.51
1:B:218:ASN:O	1:C:224:PHE:HD2	1.93	0.51
1:G:348:ASP:OD1	1:G:350:LYS:HB2	2.11	0.51
1:D:407:LEU:HD23	1:D:427:LEU:HD22	1.92	0.51

Continued on next page...

Continued from previous page...

Atom-1	Atom-2	Interatomic distance (Å)	Clash overlap (Å)
1:J:145:ALA:O	1:J:149:VAL:HG23	2.10	0.51
1:H:392:THR:HG21	1:H:430:ASP:OD2	2.11	0.51
1:F:66:LYS:HG2	1:F:67:PRO:HD2	1.92	0.51
1:D:448:GLU:O	1:D:452:ILE:HB	2.10	0.51
1:D:265:GLU:CD	1:D:266:PRO:HD2	2.31	0.51
1:G:141:ASN:OD1	1:G:143:ALA:HB3	2.10	0.51
1:A:144:GLY:HA2	1:B:313:ALA:HB1	1.93	0.51
1:D:389:GLU:O	1:D:390:LEU:HD23	2.09	0.51
1:A:314:LEU:HD23	1:B:314:LEU:HD23	1.91	0.51
1:E:313:ALA:HB1	1:F:144:GLY:HA2	1.92	0.51
1:G:193:ASN:O	1:G:225:VAL:HG13	2.11	0.51
1:D:358:ARG:HH11	1:D:439:LEU:HD13	1.75	0.51
1:E:354:GLN:O	1:E:358:ARG:HG3	2.10	0.51
1:E:400:ASP:OD1	1:E:401:ARG:HG3	2.11	0.51
1:E:69:ILE:HG13	1:F:122:HIS:CD2	2.46	0.51
1:A:167:VAL:CG2	1:A:169:ILE:HG23	2.40	0.51
1:F:136:SER:HB3	1:F:296:VAL:HG12	1.93	0.51
1:I:423:ARG:HG2	1:I:424:GLU:CD	2.31	0.51
1:B:148:LEU:HD21	1:B:311:ALA:HB2	1.92	0.51
1:D:74:ASN:OD1	1:D:74:ASN:C	2.49	0.51
1:G:335:ARG:HH11	1:G:338:ASP:CG	2.14	0.51
1:A:94:ILE:HD12	1:B:102:ASN:HD22	1.76	0.51
1:I:438:ASP:O	1:I:442:ILE:HG13	2.11	0.51
1:E:187:ARG:HD3	1:E:203:ALA:HB1	1.92	0.51
1:H:230:LEU:O	1:H:234:VAL:HG23	2.11	0.51
1:A:447:GLN:O	1:A:451:SER:HB3	2.11	0.51
1:E:230:LEU:O	1:E:234:VAL:HG23	2.11	0.51
1:G:68:ASN:HB2	1:H:122:HIS:CG	2.46	0.51
1:H:370:LYS:HB2	1:H:398:ARG:HB3	1.93	0.51
1:C:326:MSE:HE3	1:C:330:LEU:HD21	1.93	0.51
1:I:252:LEU:HD21	1:I:256:LEU:HG	1.93	0.51
1:C:404:SER:OG	1:C:425:ASP:HA	2.11	0.51
1:D:72:VAL:HG22	1:D:417:PRO:HB2	1.92	0.50
1:C:107:LEU:CD2	1:C:318:LYS:HB3	2.40	0.50
1:H:444:LYS:HA	1:H:447:GLN:NE2	2.26	0.50
1:B:375:LYS:HD3	1:B:393:TYR:CZ	2.46	0.50
1:D:210:LEU:HD12	1:D:243:PRO:O	2.11	0.50
1:H:261:ILE:HD11	1:H:345:LEU:O	2.11	0.50
1:G:169:ILE:O	1:G:173:PHE:HB3	2.12	0.50
1:G:105:SER:O	1:H:84:LEU:HA	2.11	0.50
1:A:375:LYS:HB2	1:A:393:TYR:CE2	2.46	0.50

Continued on next page...

Continued from previous page...

Atom-1	Atom-2	Interatomic distance (Å)	Clash overlap (Å)
1:E:280:SER:HA	1:E:294:ILE:O	2.12	0.50
1:F:411:LEU:HD22	1:F:418:ILE:HD12	1.93	0.50
1:B:174:ARG:HB2	1:B:177:ASP:HB2	1.92	0.50
1:E:256:LEU:HD13	1:E:263:VAL:CG2	2.41	0.50
1:C:263:VAL:HG11	1:C:388:LEU:HD13	1.92	0.50
1:F:420:CYS:SG	1:F:427:LEU:HD11	2.51	0.50
1:A:174:ARG:O	1:A:175:ILE:C	2.49	0.50
1:I:388:LEU:HD12	1:I:389:GLU:N	2.27	0.50
1:G:435:PHE:HB3	1:G:437:GLU:CD	2.32	0.50
1:B:312:ARG:O	1:B:312:ARG:HD2	2.12	0.50
1:F:175:ILE:CG2	1:F:179:MSE:HE1	2.37	0.50
1:E:420:CYS:SG	1:E:427:LEU:CD1	2.99	0.50
1:F:221:MSE:HG2	1:G:221:MSE:HG2	1.92	0.50
1:G:68:ASN:HB2	1:H:122:HIS:CD2	2.46	0.50
1:F:96:PHE:O	1:F:100:ILE:HG12	2.10	0.50
1:F:165:GLU:HB3	1:F:214:VAL:HB	1.94	0.50
1:F:438:ASP:O	1:F:442:ILE:HG13	2.12	0.50
1:I:169:ILE:CG1	1:I:173:PHE:CD2	2.95	0.50
1:G:355:LYS:HG2	1:G:358:ARG:NH2	2.27	0.50
1:C:101:ALA:HB2	1:C:319:LEU:HD21	1.94	0.50
1:A:98:SER:OG	1:B:94:ILE:HG21	2.11	0.50
1:G:81:ASN:OD1	1:G:84:LEU:HG	2.11	0.50
1:F:363:LEU:HB2	1:F:371:ILE:HD13	1.94	0.50
1:H:175:ILE:HB	1:H:176:PRO:HD3	1.94	0.50
1:D:359:LEU:HB2	1:D:439:LEU:HD22	1.94	0.50
1:A:267:ASN:HD21	1:A:270:ASP:CG	2.14	0.50
1:H:369:LEU:HB3	1:H:371:ILE:HD11	1.93	0.50
1:H:282:SER:OG	1:H:285:LLP:H4'2	2.12	0.49
1:H:396:ALA:HA	1:H:427:LEU:O	2.11	0.49
1:J:411:LEU:HB3	1:J:418:ILE:HB	1.94	0.49
1:G:282:SER:OG	1:G:285:LLP:HD3	2.12	0.49
1:H:333:GLU:HB2	1:H:335:ARG:HG3	1.94	0.49
1:F:380:PRO:HG3	1:F:390:LEU:HD12	1.93	0.49
1:G:408:SER:O	1:G:412:ARG:HG3	2.12	0.49
1:H:213:LYS:HB3	1:H:246:TYR:HD1	1.77	0.49
1:H:213:LYS:NZ	1:H:227:GLU:HG3	2.27	0.49
1:B:133:ALA:HB2	1:B:272:ILE:HD12	1.94	0.49
1:H:90:SER:HB3	1:H:338:ASP:O	2.12	0.49
1:J:399:HIS:CE1	1:J:401:ARG:HH21	2.29	0.49
1:I:167:VAL:HG22	1:I:175:ILE:HG13	1.95	0.49
1:H:251:GLY:O	1:H:287:LEU:HB2	2.12	0.49

Continued on next page...

Continued from previous page...

Atom-1	Atom-2	Interatomic distance (Å)	Clash overlap (Å)
1:E:169:ILE:HG13	1:E:173:PHE:CD2	2.47	0.49
1:I:379:LYS:HG2	1:I:389:GLU:HG2	1.94	0.49
1:A:105:SER:O	1:B:84:LEU:HA	2.12	0.49
1:I:167:VAL:H	1:I:175:ILE:HG13	1.78	0.49
1:B:301:LEU:O	1:B:305:ILE:HG13	2.12	0.49
1:I:94:ILE:CG2	1:J:98:SER:OG	2.61	0.49
1:C:213:LYS:HG2	1:C:246:TYR:CE1	2.48	0.49
1:C:234:VAL:HG22	1:C:276:ILE:HD13	1.93	0.49
1:G:213:LYS:HB3	1:G:246:TYR:CD1	2.45	0.49
1:I:360:GLU:HG3	1:I:371:ILE:CG2	2.42	0.49
1:E:136:SER:CB	1:E:296:VAL:HG12	2.43	0.49
1:I:84:LEU:HB3	1:J:104:TYR:HB3	1.95	0.49
1:G:366:ILE:CG2	1:G:367:PRO:HD2	2.40	0.49
1:G:169:ILE:HG13	1:G:173:PHE:CD2	2.47	0.49
1:G:355:LYS:CG	1:G:358:ARG:HH21	2.25	0.49
1:C:408:SER:O	1:C:412:ARG:HG3	2.12	0.49
1:D:341:VAL:O	1:D:345:LEU:HD12	2.13	0.49
1:B:329:LYS:HE2	1:B:333:GLU:OE1	2.13	0.49
1:F:285:LLP:OP4	1:F:285:LLP:H4'2	2.13	0.49
1:J:437:GLU:N	1:J:437:GLU:OE1	2.43	0.49
1:B:197:VAL:HG22	1:B:228:VAL:CG1	2.34	0.49
1:C:86:ARG:HD3	1:C:284:ASP:OD2	2.13	0.49
1:G:363:LEU:O	1:G:369:LEU:HD23	2.12	0.49
1:C:314:LEU:HD23	1:D:314:LEU:HD23	1.95	0.49
1:J:148:LEU:HD21	1:J:311:ALA:HB2	1.95	0.49
1:E:147:PHE:HB2	1:E:178:ILE:HD11	1.94	0.49
1:J:340:PRO:O	1:J:344:MSE:HG3	2.13	0.48
1:H:86:ARG:HB3	1:H:284:ASP:O	2.12	0.48
1:E:152:THR:HG22	1:E:153:LEU:HD23	1.94	0.48
1:A:157:LYS:O	1:A:185:ILE:HB	2.13	0.48
1:B:221:MSE:HG2	1:C:221:MSE:HG2	1.95	0.48
1:I:181:LYS:HG3	1:J:309:PRO:HG2	1.95	0.48
1:C:280:SER:HA	1:C:294:ILE:O	2.13	0.48
1:J:213:LYS:NZ	1:J:227:GLU:HG3	2.28	0.48
1:A:169:ILE:HG13	1:A:173:PHE:CD2	2.48	0.48
1:D:73:ILE:HB	1:D:418:ILE:HG12	1.95	0.48
1:I:106:ASN:O	1:I:107:LEU:C	2.51	0.48
1:J:213:LYS:HD3	1:J:230:LEU:CD2	2.43	0.48
1:F:366:ILE:CG2	1:F:367:PRO:HD2	2.42	0.48
1:E:107:LEU:HD22	1:E:318:LYS:HB2	1.94	0.48
1:C:94:ILE:HG21	1:D:98:SER:OG	2.13	0.48

Continued on next page...

Continued from previous page...

Atom-1	Atom-2	Interatomic distance (Å)	Clash overlap (Å)
1:B:86:ARG:HD3	1:B:284:ASP:OD2	2.12	0.48
1:E:437:GLU:N	1:E:437:GLU:CD	2.66	0.48
1:J:270:ASP:O	1:J:274:LEU:HG	2.14	0.48
1:D:197:VAL:HG22	1:D:228:VAL:CG1	2.44	0.48
1:J:93:VAL:HA	1:J:326:MSE:HG2	1.94	0.48
1:B:282:SER:OG	1:B:285:LLP:H4'2	2.14	0.48
1:H:168:GLU:OE2	1:I:194:LYS:HD2	2.14	0.48
1:F:366:ILE:HG23	1:F:367:PRO:HD2	1.94	0.48
1:H:145:ALA:O	1:H:149:VAL:HG23	2.14	0.48
1:I:179:MSE:HE3	1:I:179:MSE:HB2	1.80	0.48
1:I:111:LEU:HD21	1:J:72:VAL:HG21	1.96	0.48
1:I:359:LEU:HD13	1:I:439:LEU:HD22	1.94	0.48
1:C:158:GLU:OE2	1:C:187:ARG:HD2	2.13	0.48
1:G:200:TYR:CE1	1:G:233:LEU:HD21	2.49	0.48
1:H:255:ASN:HA	1:H:267:ASN:HD22	1.77	0.48
1:A:363:LEU:HB2	1:A:371:ILE:HD13	1.96	0.48
1:J:407:LEU:HD23	1:J:427:LEU:HD22	1.96	0.48
1:A:312:ARG:HH11	1:A:312:ARG:HG3	1.78	0.48
1:B:246:TYR:CE1	1:B:248:ALA:HA	2.46	0.48
1:F:388:LEU:HD12	1:F:389:GLU:H	1.78	0.48
1:C:77:GLY:HA3	1:C:430:ASP:HB3	1.96	0.48
1:C:77:GLY:CA	1:C:430:ASP:HB3	2.44	0.48
1:F:106:ASN:O	1:F:107:LEU:C	2.52	0.48
1:C:397:ILE:HD11	1:C:407:LEU:HD21	1.95	0.48
1:F:150:LEU:HD13	1:F:179:MSE:HG3	1.96	0.48
1:C:362:LEU:HD22	1:C:443:LYS:CD	2.43	0.47
1:B:349:GLU:OE2	1:B:375:LYS:HE3	2.14	0.47
1:C:363:LEU:O	1:C:369:LEU:HD23	2.14	0.47
1:A:246:TYR:HE2	1:A:271:CYS:HG	1.62	0.47
1:F:62:LYS:HG2	1:F:62:LYS:O	2.14	0.47
1:C:86:ARG:NH2	1:C:285:LLP:HE2	2.29	0.47
1:F:303:GLU:HG3	1:F:307:LYS:CE	2.44	0.47
1:E:79:VAL:CG1	1:E:341:VAL:HG13	2.44	0.47
1:A:299:LYS:O	1:A:303:GLU:HG2	2.14	0.47
1:J:251:GLY:HA2	1:J:268:PHE:CE2	2.49	0.47
1:G:85:GLY:HA2	1:H:107:LEU:HD23	1.95	0.47
1:J:349:GLU:OE2	1:J:375:LYS:NZ	2.47	0.47
1:G:308:ASN:OD1	1:G:309:PRO:HD2	2.14	0.47
1:J:412:ARG:O	1:J:417:PRO:HB3	2.14	0.47
1:B:77:GLY:HA3	1:B:430:ASP:CG	2.35	0.47
1:B:353:ARG:HH11	1:B:353:ARG:HG3	1.79	0.47

Continued on next page...

Continued from previous page...

Atom-1	Atom-2	Interatomic distance (Å)	Clash overlap (Å)
1:G:169:ILE:HD11	1:G:285:LLP:H5'1	1.96	0.47
1:J:407:LEU:HD23	1:J:427:LEU:CD2	2.44	0.47
1:F:261:ILE:HD11	1:F:345:LEU:O	2.13	0.47
1:G:106:ASN:ND2	1:H:68:ASN:O	2.47	0.47
1:F:175:ILE:N	1:F:176:PRO:HD2	2.29	0.47
1:G:366:ILE:CG2	1:G:450:LEU:HD12	2.44	0.47
1:E:344:MSE:O	1:E:432:ARG:CD	2.62	0.47
1:G:79:VAL:N	1:G:380:PRO:O	2.48	0.47
1:D:90:SER:HB3	1:D:338:ASP:O	2.14	0.47
1:J:335:ARG:NH1	1:J:338:ASP:OD2	2.40	0.47
1:B:79:VAL:HG21	1:B:345:LEU:CD2	2.45	0.47
1:I:96:PHE:HB2	1:I:326:MSE:HE3	1.95	0.47
1:F:188:GLU:H	1:F:188:GLU:HG2	1.32	0.47
1:G:339:ILE:HD11	1:G:342:ILE:CG1	2.44	0.47
1:G:253:LEU:HD23	1:G:331:TYR:CD1	2.49	0.47
1:I:76:THR:HA	1:I:421:ARG:HG3	1.95	0.47
1:I:145:ALA:O	1:I:149:VAL:HG23	2.14	0.47
1:A:219:PHE:CZ	1:J:193:ASN:HB3	2.50	0.47
1:B:165:GLU:OE2	1:B:213:LYS:HE3	2.15	0.47
1:J:130:LEU:HD13	1:J:253:LEU:HD21	1.95	0.47
1:E:161:ILE:HD13	1:E:166:LEU:CD2	2.44	0.47
1:G:122:HIS:CD2	1:H:68:ASN:HB2	2.50	0.47
1:B:175:ILE:N	1:B:176:PRO:HD2	2.29	0.47
1:F:127:LEU:O	1:F:131:THR:HG23	2.14	0.47
1:A:263:VAL:CG1	1:A:264:ASP:N	2.78	0.47
1:D:438:ASP:O	1:D:442:ILE:HG13	2.14	0.47
1:C:257:LYS:HG2	1:C:262:SER:HA	1.96	0.47
1:E:428:LEU:HA	1:E:428:LEU:HD23	1.72	0.47
1:J:353:ARG:HB2	1:J:393:TYR:CD1	2.49	0.47
1:B:285:LLP:H4'2	1:B:285:LLP:OP4	2.14	0.47
1:D:169:ILE:CD1	1:D:285:LLP:H5'1	2.45	0.47
1:E:136:SER:HB3	1:E:296:VAL:HG12	1.96	0.47
1:C:119:ARG:NH1	1:C:316:ILE:O	2.47	0.47
1:G:282:SER:CB	1:G:285:LLP:HD3	2.45	0.47
1:B:79:VAL:HG11	1:B:345:LEU:HG	1.96	0.46
1:J:254:ILE:HG22	1:J:255:ASN:N	2.29	0.46
1:C:339:ILE:O	1:C:339:ILE:HG13	2.14	0.46
1:B:340:PRO:O	1:B:344:MSE:HG3	2.15	0.46
1:B:256:LEU:HA	1:B:256:LEU:HD23	1.76	0.46
1:E:120:ILE:HG22	1:E:124:GLU:HG3	1.97	0.46
1:A:312:ARG:HG3	1:A:312:ARG:NH1	2.30	0.46

Continued on next page...

Continued from previous page...

Atom-1	Atom-2	Interatomic distance (Å)	Clash overlap (Å)
1:F:175:ILE:HB	1:F:176:PRO:HD3	1.96	0.46
1:F:339:ILE:HA	1:F:340:PRO:HD3	1.84	0.46
1:B:349:GLU:HG2	1:B:393:TYR:HE1	1.81	0.46
1:D:91:LYS:O	1:D:95:ASN:ND2	2.49	0.46
1:A:352:LEU:HD13	1:A:392:THR:OG1	2.15	0.46
1:I:175:ILE:N	1:I:176:PRO:HD2	2.31	0.46
1:B:399:HIS:CE1	1:B:401:ARG:CZ	2.98	0.46
1:G:259:PHE:CE1	1:G:336:TYR:CD2	3.04	0.46
1:A:194:LYS:HD2	1:J:168:GLU:OE2	2.15	0.46
1:A:234:VAL:CG2	1:A:276:ILE:HD13	2.45	0.46
1:A:152:THR:HG22	1:A:153:LEU:HD23	1.97	0.46
1:G:284:ASP:HA	1:G:289:GLY:O	2.14	0.46
1:C:62:LYS:HB3	1:C:62:LYS:HE2	1.73	0.46
1:B:230:LEU:HD23	1:B:230:LEU:HA	1.60	0.46
1:H:256:LEU:CD1	1:H:263:VAL:HG21	2.44	0.46
1:A:200:TYR:CD2	1:A:228:VAL:HG21	2.51	0.46
1:H:175:ILE:HG22	1:H:179:MSE:CE	2.45	0.46
1:D:300:ASN:OD1	1:D:301:LEU:N	2.49	0.46
1:G:406:GLU:O	1:G:410:ARG:HG3	2.16	0.46
1:C:420:CYS:HB2	1:C:428:LEU:O	2.15	0.46
1:J:90:SER:HB3	1:J:338:ASP:O	2.15	0.46
1:F:409:ARG:O	1:F:413:LEU:HG	2.16	0.46
1:D:240:TYR:N	1:D:240:TYR:CD2	2.84	0.46
1:B:163:ARG:HD3	1:C:166:LEU:HD13	1.98	0.46
1:B:174:ARG:NH2	1:C:199:ASP:OD2	2.48	0.46
1:F:79:VAL:N	1:F:380:PRO:O	2.42	0.46
1:G:257:LYS:HG2	1:G:262:SER:HA	1.97	0.46
1:I:349:GLU:OE2	1:I:375:LYS:NZ	2.49	0.46
1:J:213:LYS:HD3	1:J:230:LEU:HD21	1.96	0.46
1:A:339:ILE:HG13	1:A:339:ILE:O	2.16	0.46
1:H:329:LYS:O	1:H:333:GLU:HG3	2.16	0.46
1:B:267:ASN:OD1	1:B:270:ASP:HB2	2.16	0.46
1:E:150:LEU:HD22	1:E:159:VAL:HG21	1.97	0.46
1:A:187:ARG:HH11	1:A:187:ARG:CG	2.29	0.46
1:E:447:GLN:O	1:E:451:SER:HB2	2.15	0.46
1:J:118:SER:OG	1:J:121:ALA:HB2	2.16	0.46
1:A:211:LEU:HB2	1:A:244:THR:HG22	1.96	0.46
1:E:259:PHE:HB3	1:E:346:THR:HG21	1.97	0.46
1:G:208:THR:HG21	1:G:242:ILE:HD13	1.97	0.46
1:J:366:ILE:HD13	1:J:447:GLN:HB3	1.99	0.45
1:G:312:ARG:NH1	1:H:285:LLP:OP1	2.44	0.45

Continued on next page...

Continued from previous page...

Atom-1	Atom-2	Interatomic distance (Å)	Clash overlap (Å)
1:E:285:LLP:H4'2	1:E:285:LLP:OP4	2.15	0.45
1:J:408:SER:O	1:J:412:ARG:HG3	2.16	0.45
1:C:253:LEU:HD12	1:C:253:LEU:HA	1.69	0.45
1:C:213:LYS:HD3	1:C:230:LEU:CD2	2.46	0.45
1:A:186:LEU:HD21	1:A:188:GLU:OE1	2.15	0.45
1:J:290:PRO:HD2	1:J:324:LEU:HD12	1.98	0.45
1:H:173:PHE:HE1	1:H:178:ILE:HD13	1.81	0.45
1:H:396:ALA:HB2	1:H:428:LEU:HD23	1.97	0.45
1:I:369:LEU:HD23	1:I:399:HIS:HD2	1.81	0.45
1:H:169:ILE:HD11	1:H:285:LLP:H5'1	1.98	0.45
1:B:200:TYR:CE2	1:B:228:VAL:HG21	2.51	0.45
1:B:253:LEU:HD23	1:B:331:TYR:CD1	2.52	0.45
1:B:165:GLU:OE1	1:B:213:LYS:HA	2.16	0.45
1:E:98:SER:OG	1:F:94:ILE:HG21	2.17	0.45
1:G:200:TYR:CD2	1:G:228:VAL:HG21	2.51	0.45
1:G:452:ILE:OXT	1:G:452:ILE:HG23	2.15	0.45
1:G:431:MSE:HE2	1:G:431:MSE:HA	1.98	0.45
1:G:284:ASP:N	1:G:284:ASP:OD1	2.40	0.45
1:H:142:ASN:ND2	1:H:247:ASP:OD2	2.42	0.45
1:D:64:LEU:HG	1:D:65:MSE:N	2.17	0.45
1:G:379:LYS:CE	1:G:389:GLU:OE1	2.61	0.45
1:C:160:ILE:HD12	1:C:211:LEU:HD21	1.99	0.45
1:E:347:GLN:OE1	1:E:352:LEU:HD21	2.17	0.45
1:E:228:VAL:HG12	1:E:229:LYS:O	2.17	0.45
1:H:188:GLU:H	1:H:188:GLU:HG2	1.16	0.45
1:H:227:GLU:HG2	1:H:228:VAL:N	2.32	0.45
1:G:422:ILE:HG12	1:G:427:LEU:CD2	2.47	0.45
1:C:175:ILE:CG2	1:C:179:MSE:CE	2.94	0.45
1:D:163:ARG:HD2	1:D:190:GLY:O	2.16	0.45
1:D:169:ILE:HG13	1:D:173:PHE:HD2	1.81	0.45
1:A:252:LEU:HD21	1:A:256:LEU:HG	1.99	0.45
1:E:106:ASN:HD22	1:E:111:LEU:CD1	2.30	0.45
1:G:277:ASP:O	1:G:278:LEU:HD23	2.17	0.45
1:E:344:MSE:HE2	1:E:435:PHE:CE1	2.52	0.45
1:B:247:ASP:OD2	1:B:285:LLP:H2'2	2.16	0.45
1:F:303:GLU:HG3	1:F:307:LYS:NZ	2.31	0.45
1:A:362:LEU:O	1:A:443:LYS:HE3	2.16	0.45
1:D:124:GLU:O	1:D:128:ASN:ND2	2.48	0.45
1:J:229:LYS:HB3	1:J:232:ASP:OD2	2.17	0.45
1:I:93:VAL:HG22	1:I:326:MSE:CG	2.46	0.45
1:F:119:ARG:HG3	1:F:120:ILE:H	1.82	0.45

Continued on next page...

Continued from previous page...

Atom-1	Atom-2	Interatomic distance (Å)	Clash overlap (Å)
1:F:252:LEU:HD21	1:F:256:LEU:HG	1.99	0.45
1:D:148:LEU:HG	1:D:305:ILE:HG23	1.98	0.45
1:D:286:LEU:HD23	1:D:286:LEU:HA	1.80	0.45
1:C:169:ILE:HD12	1:C:169:ILE:C	2.37	0.45
1:D:215:HIS:NE2	1:D:265:GLU:OE1	2.50	0.45
1:C:253:LEU:HD22	1:C:287:LEU:CD1	2.47	0.45
1:F:242:ILE:CG2	1:F:243:PRO:HD2	2.47	0.45
1:H:404:SER:OG	1:H:425:ASP:HA	2.17	0.45
1:J:286:LEU:HA	1:J:286:LEU:HD23	1.54	0.45
1:H:409:ARG:NH1	1:H:413:LEU:HD11	2.32	0.45
1:D:336:TYR:HB3	1:D:342:ILE:HG21	1.98	0.45
1:A:213:LYS:HD3	1:A:230:LEU:HD21	1.99	0.45
1:J:331:TYR:CE2	1:J:339:ILE:HD13	2.51	0.45
1:I:111:LEU:HD13	1:J:417:PRO:CG	2.45	0.45
1:C:326:MSE:HE3	1:C:330:LEU:CD2	2.46	0.45
1:I:317:ASP:OD2	1:I:320:THR:HG23	2.17	0.45
1:C:369:LEU:HD11	1:C:397:ILE:HB	1.98	0.45
1:I:430:ASP:O	1:I:434:VAL:HG23	2.17	0.45
1:B:331:TYR:CE2	1:B:339:ILE:HD13	2.51	0.45
1:H:411:LEU:CD1	1:H:427:LEU:HD21	2.47	0.45
1:G:90:SER:O	1:G:94:ILE:HG12	2.17	0.45
1:D:197:VAL:CG2	1:D:228:VAL:HG13	2.45	0.45
1:J:188:GLU:H	1:J:188:GLU:HG2	1.50	0.45
1:F:106:ASN:OD1	1:F:106:ASN:N	2.41	0.45
1:C:147:PHE:HE2	1:C:310:ILE:HD13	1.82	0.45
1:F:392:THR:HG21	1:F:430:ASP:OD2	2.17	0.45
1:A:100:ILE:O	1:A:100:ILE:HG22	2.17	0.45
1:A:408:SER:O	1:A:412:ARG:HG3	2.17	0.45
1:F:435:PHE:O	1:F:438:ASP:HB2	2.17	0.44
1:E:71:ARG:NH1	1:F:102:ASN:HB3	2.32	0.44
1:H:212:MSE:HE2	1:H:214:VAL:CG2	2.47	0.44
1:B:245:TYR:CD1	1:B:246:TYR:N	2.85	0.44
1:I:393:TYR:O	1:I:431:MSE:HG2	2.17	0.44
1:G:80:ILE:HD11	1:G:341:VAL:CG1	2.48	0.44
1:F:169:ILE:HG22	1:F:218:ASN:OD1	2.16	0.44
1:B:79:VAL:N	1:B:380:PRO:O	2.43	0.44
1:I:148:LEU:HG	1:I:305:ILE:HG23	1.98	0.44
1:D:402:LEU:HD22	1:D:406:GLU:HG2	1.99	0.44
1:G:376:ASP:OD2	1:G:423:ARG:NH1	2.44	0.44
1:F:167:VAL:HG22	1:F:175:ILE:HD11	1.99	0.44
1:D:312:ARG:HD2	1:D:312:ARG:O	2.17	0.44

Continued on next page...

Continued from previous page...

Atom-1	Atom-2	Interatomic distance (Å)	Clash overlap (Å)
1:I:259:PHE:HE1	1:I:336:TYR:CD2	2.34	0.44
1:F:75:ALA:HB1	1:F:429:PHE:HA	1.99	0.44
1:I:423:ARG:O	1:I:426:GLN:HB3	2.17	0.44
1:E:90:SER:HB3	1:E:338:ASP:O	2.18	0.44
1:E:399:HIS:HD2	1:E:450:LEU:HD13	1.75	0.44
1:G:335:ARG:NH1	1:G:338:ASP:OD2	2.44	0.44
1:G:339:ILE:HG13	1:G:339:ILE:O	2.18	0.44
1:H:402:LEU:HD22	1:H:406:GLU:CG	2.48	0.44
1:H:326:MSE:O	1:H:330:LEU:HG	2.18	0.44
1:A:124:GLU:HG3	1:A:125:LYS:N	2.33	0.44
1:B:179:MSE:SE	1:B:186:LEU:HB2	2.68	0.44
1:I:136:SER:CB	1:I:296:VAL:HG12	2.47	0.44
1:D:265:GLU:OE1	1:D:266:PRO:HD2	2.18	0.44
1:A:169:ILE:O	1:A:173:PHE:HB3	2.18	0.44
1:I:137:PHE:CD1	1:I:306:LYS:HG2	2.52	0.44
1:B:243:PRO:HA	1:B:277:ASP:OD2	2.17	0.44
1:D:302:ILE:HG22	1:D:306:LYS:HD2	1.98	0.44
1:H:366:ILE:HG23	1:H:367:PRO:HD2	1.99	0.44
1:H:283:GLY:N	1:H:292:ALA:O	2.49	0.44
1:B:230:LEU:O	1:B:234:VAL:HG23	2.18	0.44
1:F:75:ALA:HB3	1:F:420:CYS:HB3	2.00	0.44
1:F:265:GLU:OE2	1:F:266:PRO:HD2	2.18	0.44
1:F:213:LYS:HD3	1:F:230:LEU:CD2	2.48	0.44
1:I:336:TYR:HB3	1:I:342:ILE:HG21	1.99	0.44
1:H:163:ARG:HG2	1:H:163:ARG:HH11	1.83	0.44
1:G:263:VAL:HG23	1:G:265:GLU:H	1.82	0.44
1:A:187:ARG:HG3	1:A:187:ARG:NH1	2.30	0.44
1:A:208:THR:CG2	1:A:242:ILE:HD13	2.48	0.44
1:D:173:PHE:HE1	1:D:178:ILE:HD13	1.83	0.44
1:G:259:PHE:N	1:G:259:PHE:CD2	2.86	0.44
1:I:77:GLY:HA3	1:I:430:ASP:CG	2.38	0.44
1:E:179:MSE:SE	1:E:186:LEU:HB2	2.66	0.44
1:A:210:LEU:HD12	1:A:243:PRO:O	2.18	0.44
1:E:339:ILE:HG13	1:E:339:ILE:O	2.17	0.44
1:I:167:VAL:HG12	1:I:219:PHE:CE2	2.53	0.44
1:G:411:LEU:HB3	1:G:418:ILE:HB	2.00	0.44
1:G:135:SER:C	1:G:302:ILE:CD1	2.86	0.44
1:D:371:ILE:O	1:D:371:ILE:HG13	2.18	0.44
1:A:287:LEU:C	1:A:287:LEU:HD23	2.38	0.44
1:E:161:ILE:HG23	1:E:166:LEU:HD21	1.98	0.44
1:E:120:ILE:HD12	1:E:316:ILE:HD11	1.99	0.44

Continued on next page...

Continued from previous page...

Atom-1	Atom-2	Interatomic distance (Å)	Clash overlap (Å)
1:B:259:PHE:HB3	1:B:346:THR:HG21	1.99	0.44
1:E:213:LYS:HB3	1:E:246:TYR:HD1	1.83	0.44
1:C:71:ARG:HH22	1:C:437:GLU:CG	2.31	0.44
1:I:93:VAL:HG22	1:I:326:MSE:CB	2.48	0.44
1:B:396:ALA:HB1	1:B:426:GLN:HE21	1.82	0.44
1:F:225:VAL:HG12	1:F:226:GLU:N	2.33	0.44
1:E:362:LEU:HB3	1:E:443:LYS:HD2	1.99	0.44
1:C:169:ILE:CD1	1:C:285:LLP:H5'1	2.48	0.43
1:F:71:ARG:HG3	1:F:71:ARG:HH11	1.82	0.43
1:A:175:ILE:HB	1:A:176:PRO:CD	2.47	0.43
1:D:96:PHE:CE1	1:D:100:ILE:HD11	2.53	0.43
1:H:329:LYS:HE3	1:H:333:GLU:OE1	2.18	0.43
1:D:263:VAL:CG1	1:D:264:ASP:N	2.81	0.43
1:H:221:MSE:HE3	1:H:221:MSE:HB2	1.94	0.43
1:G:77:GLY:HA2	1:G:433:THR:HG23	2.00	0.43
1:E:122:HIS:CD2	1:F:68:ASN:HB2	2.53	0.43
1:A:131:THR:HG22	1:A:268:PHE:HB3	2.00	0.43
1:C:242:ILE:HG23	1:C:243:PRO:HD2	2.00	0.43
1:B:373:VAL:HG22	1:B:395:VAL:HG22	1.99	0.43
1:E:402:LEU:HD12	1:E:407:LEU:HD13	2.01	0.43
1:G:134:GLU:OE2	1:G:298:LYS:HD3	2.18	0.43
1:B:246:TYR:OH	1:B:266:PRO:HG3	2.18	0.43
1:E:399:HIS:HE1	1:E:401:ARG:NH2	2.16	0.43
1:G:359:LEU:HD13	1:G:439:LEU:CD2	2.46	0.43
1:G:221:MSE:HE3	1:G:225:VAL:CG1	2.48	0.43
1:D:339:ILE:HA	1:D:340:PRO:HD3	1.84	0.43
1:B:255:ASN:OD1	1:B:256:LEU:N	2.51	0.43
1:G:256:LEU:HD12	1:G:263:VAL:HG21	1.99	0.43
1:J:339:ILE:HA	1:J:340:PRO:HD3	1.75	0.43
1:H:168:GLU:CD	1:I:194:LYS:HD2	2.39	0.43
1:D:300:ASN:OD1	1:D:301:LEU:HG	2.18	0.43
1:J:208:THR:HG21	1:J:242:ILE:HD13	2.00	0.43
1:F:147:PHE:HB2	1:F:178:ILE:HD11	2.00	0.43
1:A:435:PHE:N	1:A:435:PHE:CD2	2.85	0.43
1:B:339:ILE:HG13	1:B:342:ILE:HB	2.00	0.43
1:C:86:ARG:HH21	1:C:285:LLP:HE2	1.84	0.43
1:D:200:TYR:CE2	1:D:228:VAL:HG21	2.53	0.43
1:C:93:VAL:HA	1:C:326:MSE:HG2	2.01	0.43
1:E:80:ILE:HD11	1:E:341:VAL:HG11	2.00	0.43
1:C:309:PRO:CG	1:D:181:LYS:HG3	2.48	0.43
1:J:160:ILE:HD12	1:J:211:LEU:HD21	2.00	0.43

Continued on next page...

Continued from previous page...

Atom-1	Atom-2	Interatomic distance (Å)	Clash overlap (Å)
1:F:303:GLU:OE2	1:F:307:LYS:HE3	2.17	0.43
1:H:224:PHE:HB2	1:I:218:ASN:HD22	1.84	0.43
1:E:65:MSE:O	1:F:329:LYS:CE	2.67	0.43
1:F:220:TYR:CD1	1:F:387:GLU:HG3	2.53	0.43
1:E:409:ARG:O	1:E:413:LEU:HG	2.18	0.43
1:H:211:LEU:HA	1:H:211:LEU:HD23	1.84	0.43
1:E:267:ASN:OD1	1:E:270:ASP:HB2	2.18	0.43
1:B:178:ILE:CG2	1:B:179:MSE:N	2.82	0.43
1:F:110:ASN:ND2	1:F:113:GLU:HG2	2.32	0.43
1:H:400:ASP:OD1	1:H:401:ARG:N	2.50	0.43
1:I:314:LEU:HD23	1:J:314:LEU:CD2	2.49	0.43
1:E:144:GLY:HA2	1:F:313:ALA:HB1	2.00	0.43
1:F:150:LEU:HD23	1:F:150:LEU:HA	1.80	0.43
1:J:213:LYS:HZ1	1:J:227:GLU:HG3	1.83	0.43
1:J:175:ILE:HB	1:J:176:PRO:CD	2.49	0.43
1:F:420:CYS:HB2	1:F:428:LEU:O	2.19	0.43
1:C:160:ILE:HD12	1:C:211:LEU:CD2	2.49	0.43
1:J:339:ILE:HD11	1:J:342:ILE:HG13	1.99	0.43
1:I:399:HIS:CD2	1:I:450:LEU:HD13	2.54	0.43
1:J:272:ILE:HD11	1:J:296:VAL:HG23	2.01	0.43
1:G:68:ASN:CB	1:H:122:HIS:CG	3.01	0.43
1:A:219:PHE:CE1	1:J:193:ASN:HB3	2.54	0.43
1:J:366:ILE:CD1	1:J:447:GLN:HB3	2.49	0.43
1:G:302:ILE:HA	1:G:305:ILE:HD12	2.00	0.43
1:B:366:ILE:HG23	1:B:367:PRO:HD2	2.01	0.43
1:A:363:LEU:HB2	1:A:371:ILE:CD1	2.49	0.43
1:G:259:PHE:HE1	1:G:336:TYR:HB3	1.83	0.43
1:B:150:LEU:CD2	1:B:159:VAL:HG21	2.48	0.43
1:C:312:ARG:HG2	1:D:173:PHE:HB2	2.00	0.43
1:A:344:MSE:O	1:A:432:ARG:CD	2.67	0.43
1:F:285:LLP:OP4	1:F:285:LLP:C4'	2.67	0.43
1:C:369:LEU:HG	1:C:371:ILE:HG13	1.99	0.43
1:H:119:ARG:NH1	1:H:316:ILE:O	2.52	0.43
1:E:93:VAL:HA	1:E:326:MSE:HG2	1.99	0.43
1:H:370:LYS:HD2	1:H:398:ARG:CD	2.37	0.43
1:G:427:LEU:HA	1:G:427:LEU:HD23	1.75	0.43
1:D:217:SER:O	1:D:386:PRO:HD3	2.19	0.43
1:E:406:GLU:O	1:E:410:ARG:HG3	2.19	0.43
1:J:344:MSE:HE1	1:J:435:PHE:CE2	2.53	0.42
1:G:169:ILE:C	1:G:169:ILE:HD12	2.39	0.42
1:E:259:PHE:HE1	1:E:336:TYR:CB	2.32	0.42

Continued on next page...

Continued from previous page...

Atom-1	Atom-2	Interatomic distance (Å)	Clash overlap (Å)
1:J:347:GLN:OE1	1:J:352:LEU:HD23	2.19	0.42
1:E:253:LEU:HD12	1:E:253:LEU:HA	1.63	0.42
1:J:362:LEU:O	1:J:443:LYS:HE3	2.19	0.42
1:C:285:LLP:O3	1:C:285:LLP:NZ	2.48	0.42
1:A:213:LYS:HD3	1:A:230:LEU:CD2	2.49	0.42
1:J:339:ILE:HG13	1:J:339:ILE:O	2.18	0.42
1:G:93:VAL:HG22	1:G:326:MSE:HG3	2.01	0.42
1:F:256:LEU:HD23	1:F:256:LEU:HA	1.78	0.42
1:E:360:GLU:O	1:E:364:LYS:HG3	2.19	0.42
1:E:302:ILE:HG22	1:E:306:LYS:CD	2.49	0.42
1:H:191:THR:HG21	1:I:174:ARG:HG2	2.01	0.42
1:H:267:ASN:OD1	1:H:270:ASP:CB	2.66	0.42
1:F:437:GLU:H	1:F:437:GLU:CD	2.19	0.42
1:E:80:ILE:HG22	1:E:80:ILE:O	2.18	0.42
1:B:375:LYS:HD3	1:B:393:TYR:CE2	2.55	0.42
1:F:265:GLU:HG2	1:F:385:LEU:HD21	2.02	0.42
1:B:128:ASN:HD21	1:B:135:SER:HA	1.84	0.42
1:E:104:TYR:HB3	1:F:84:LEU:HB3	2.01	0.42
1:J:169:ILE:HG13	1:J:173:PHE:HB3	2.02	0.42
1:F:163:ARG:NH1	1:G:188:GLU:OE1	2.52	0.42
1:A:174:ARG:HG2	1:J:191:THR:HG21	2.02	0.42
1:J:239:LYS:HD3	1:J:240:TYR:CE2	2.55	0.42
1:J:79:VAL:HG11	1:J:345:LEU:HG	2.01	0.42
1:E:112:GLU:HG3	1:E:112:GLU:H	1.68	0.42
1:G:136:SER:N	1:G:302:ILE:HD13	2.34	0.42
1:H:139:VAL:HG11	1:H:148:LEU:HD22	2.02	0.42
1:E:94:ILE:CD1	1:F:102:ASN:HA	2.49	0.42
1:F:278:LEU:HG	1:F:301:LEU:HD13	2.01	0.42
1:F:409:ARG:HG3	1:F:412:ARG:HH21	1.84	0.42
1:C:377:LYS:HG3	1:C:377:LYS:O	2.20	0.42
1:B:75:ALA:HB1	1:B:429:PHE:HA	2.02	0.42
1:C:173:PHE:HB2	1:D:312:ARG:HG2	2.02	0.42
1:I:188:GLU:H	1:I:188:GLU:HG2	1.42	0.42
1:G:213:LYS:HD3	1:G:230:LEU:HD21	2.01	0.42
1:I:256:LEU:HD12	1:I:263:VAL:CG2	2.49	0.42
1:J:251:GLY:HA2	1:J:268:PHE:HE2	1.84	0.42
1:J:208:THR:CG2	1:J:242:ILE:HD13	2.49	0.42
1:A:376:ASP:OD1	1:A:377:LYS:N	2.51	0.42
1:F:179:MSE:SE	1:F:186:LEU:HD13	2.69	0.42
1:G:136:SER:HB3	1:G:296:VAL:HG12	2.02	0.42
1:A:94:ILE:CD1	1:B:102:ASN:HD22	2.32	0.42

Continued on next page...

Continued from previous page...

Atom-1	Atom-2	Interatomic distance (Å)	Clash overlap (Å)
1:C:230:LEU:HD11	1:C:246:TYR:CE2	2.54	0.42
1:F:169:ILE:HD11	1:F:285:LLP:H5'1	2.01	0.42
1:F:220:TYR:CE1	1:F:387:GLU:HG3	2.55	0.42
1:A:301:LEU:HA	1:A:301:LEU:HD23	1.85	0.42
1:F:210:LEU:HD13	1:F:243:PRO:HG2	2.00	0.42
1:G:142:ASN:HB3	1:G:285:LLP:H5'2	2.02	0.42
1:J:437:GLU:CD	1:J:437:GLU:H	2.23	0.42
1:J:254:ILE:CG2	1:J:255:ASN:N	2.83	0.42
1:F:298:LYS:O	1:F:302:ILE:HG12	2.19	0.42
1:I:410:ARG:HG2	1:I:449:LEU:HD22	2.02	0.42
1:J:329:LYS:CE	1:J:333:GLU:OE1	2.64	0.42
1:D:163:ARG:HH11	1:D:163:ARG:HG2	1.85	0.42
1:J:408:SER:HA	1:J:411:LEU:HD12	2.02	0.42
1:C:98:SER:OG	1:D:94:ILE:HG21	2.19	0.42
1:G:169:ILE:O	1:G:169:ILE:HD12	2.19	0.42
1:B:78:VAL:HA	1:B:380:PRO:O	2.19	0.42
1:I:120:ILE:HG22	1:I:124:GLU:HG3	2.02	0.42
1:E:225:VAL:HG12	1:E:226:GLU:N	2.34	0.42
1:J:271:CYS:HB3	1:J:276:ILE:HD12	2.01	0.42
1:D:179:MSE:HE2	1:D:179:MSE:HB2	1.83	0.42
1:H:89:LEU:HD23	1:H:89:LEU:HA	1.74	0.42
1:J:252:LEU:CD2	1:J:256:LEU:HG	2.48	0.42
1:B:229:LYS:HB3	1:B:231:GLU:HG2	2.01	0.42
1:E:302:ILE:HG22	1:E:306:LYS:HD2	2.02	0.42
1:C:225:VAL:HG12	1:C:226:GLU:N	2.34	0.42
1:I:240:TYR:HB2	1:I:242:ILE:HD12	2.01	0.42
1:B:397:ILE:O	1:B:397:ILE:HG13	2.19	0.42
1:G:324:LEU:HA	1:G:324:LEU:HD12	1.82	0.42
1:J:256:LEU:HD12	1:J:263:VAL:HG21	2.02	0.41
1:H:334:LYS:HA	1:H:336:TYR:CE1	2.55	0.41
1:G:165:GLU:OE2	1:G:213:LYS:HG3	2.20	0.41
1:E:97:ILE:HG22	1:E:319:LEU:HD22	2.02	0.41
1:B:348:ASP:OD1	1:B:349:GLU:N	2.53	0.41
1:D:358:ARG:NH1	1:D:439:LEU:HD13	2.34	0.41
1:D:301:LEU:HD23	1:D:301:LEU:HA	1.81	0.41
1:F:254:ILE:HD11	1:F:259:PHE:HE1	1.85	0.41
1:F:415:GLU:HA	1:F:416:PRO:HA	1.81	0.41
1:F:373:VAL:HG22	1:F:395:VAL:HG22	2.02	0.41
1:G:151:ASN:OD1	1:G:308:ASN:ND2	2.51	0.41
1:C:396:ALA:HA	1:C:427:LEU:O	2.20	0.41
1:C:64:LEU:HD11	1:D:129:GLU:HG3	2.02	0.41

Continued on next page...

Continued from previous page...

Atom-1	Atom-2	Interatomic distance (Å)	Clash overlap (Å)
1:G:77:GLY:HA3	1:G:430:ASP:HB3	2.01	0.41
1:D:106:ASN:O	1:D:107:LEU:C	2.58	0.41
1:E:251:GLY:O	1:E:287:LEU:HB2	2.21	0.41
1:A:138:VAL:HG12	1:A:316:ILE:HG21	2.01	0.41
1:B:256:LEU:C	1:B:258:GLU:N	2.74	0.41
1:G:358:ARG:HA	1:G:361:LYS:HE3	2.01	0.41
1:C:421:ARG:HG3	1:C:428:LEU:HB2	2.02	0.41
1:G:339:ILE:HG13	1:G:342:ILE:HB	2.02	0.41
1:D:173:PHE:CE1	1:D:178:ILE:HG21	2.56	0.41
1:F:97:ILE:HD11	1:F:323:GLY:HA3	2.02	0.41
1:I:228:VAL:HG12	1:I:229:LYS:O	2.21	0.41
1:A:120:ILE:O	1:A:121:ALA:C	2.58	0.41
1:C:144:GLY:HA2	1:D:313:ALA:HB1	2.02	0.41
1:G:102:ASN:HB3	1:H:71:ARG:HH22	1.85	0.41
1:H:384:SER:OG	1:H:385:LEU:N	2.54	0.41
1:G:286:LEU:HD23	1:G:286:LEU:HA	1.56	0.41
1:E:359:LEU:HD22	1:E:431:MSE:HE1	2.03	0.41
1:F:153:LEU:HD11	1:F:301:LEU:HD22	2.01	0.41
1:A:119:ARG:O	1:A:122:HIS:ND1	2.47	0.41
1:G:360:GLU:O	1:G:364:LYS:HG3	2.21	0.41
1:G:156:GLY:O	1:G:185:ILE:HD12	2.20	0.41
1:J:75:ALA:HB1	1:J:429:PHE:HA	2.02	0.41
1:A:169:ILE:CD1	1:A:285:LLP:H5'1	2.46	0.41
1:C:256:LEU:CD1	1:C:263:VAL:CG2	2.99	0.41
1:G:361:LYS:HE3	1:G:361:LYS:HB2	1.66	0.41
1:G:355:LYS:HE3	1:G:436:HIS:HE1	1.86	0.41
1:H:79:VAL:CG1	1:H:341:VAL:HG13	2.51	0.41
1:C:200:TYR:CD2	1:C:228:VAL:HG21	2.56	0.41
1:G:218:ASN:OD1	1:G:218:ASN:N	2.53	0.41
1:H:66:LYS:HD2	1:H:66:LYS:HA	1.79	0.41
1:E:422:ILE:HG23	1:E:422:ILE:O	2.19	0.41
1:D:415:GLU:HA	1:D:416:PRO:HA	1.87	0.41
1:J:308:ASN:OD1	1:J:308:ASN:C	2.59	0.41
1:G:130:LEU:HD13	1:G:253:LEU:CD2	2.48	0.41
1:G:77:GLY:HA3	1:G:430:ASP:CB	2.51	0.41
1:I:399:HIS:HE1	1:I:401:ARG:HD2	1.85	0.41
1:H:429:PHE:HB3	1:H:431:MSE:CE	2.49	0.41
1:E:120:ILE:O	1:E:122:HIS:N	2.53	0.41
1:F:409:ARG:HG3	1:F:412:ARG:NH2	2.36	0.41
1:F:80:ILE:HD11	1:F:341:VAL:HG11	2.02	0.41
1:I:193:ASN:O	1:I:225:VAL:HA	2.19	0.41

Continued on next page...

Continued from previous page...

Atom-1	Atom-2	Interatomic distance (Å)	Clash overlap (Å)
1:B:96:PHE:CD2	1:B:326:MSE:HB2	2.56	0.41
1:I:405:GLN:OE1	1:I:422:ILE:HG21	2.20	0.41
1:F:286:LEU:HA	1:F:286:LEU:HD23	1.87	0.41
1:C:69:ILE:HD12	1:D:322:SER:HA	2.03	0.41
1:H:79:VAL:HG12	1:H:341:VAL:HG13	2.02	0.41
1:A:212:MSE:HE2	1:A:214:VAL:CG2	2.50	0.41
1:G:68:ASN:N	1:H:325:GLU:OE2	2.54	0.41
1:A:159:VAL:HG22	1:A:210:LEU:HB3	2.03	0.41
1:B:150:LEU:HD22	1:B:159:VAL:HG21	2.02	0.41
1:A:220:TYR:CD1	1:A:387:GLU:HG2	2.55	0.41
1:G:82:THR:HG21	1:H:116:ARG:NH2	2.35	0.41
1:H:254:ILE:HG22	1:H:269:ARG:HE	1.85	0.41
1:J:342:ILE:HG23	1:J:342:ILE:HD12	1.71	0.41
1:B:188:GLU:H	1:B:188:GLU:HG2	1.28	0.41
1:A:267:ASN:ND2	1:A:270:ASP:OD2	2.33	0.41
1:A:121:ALA:O	1:A:122:HIS:C	2.59	0.41
1:C:109:TYR:CE1	1:C:111:LEU:HD23	2.56	0.41
1:G:317:ASP:OD2	1:H:320:THR:CG2	2.69	0.41
1:G:251:GLY:O	1:G:287:LEU:HB2	2.21	0.41
1:F:148:LEU:HD13	1:F:310:ILE:HG22	2.03	0.41
1:F:204:ILE:HG21	1:F:240:TYR:CD1	2.55	0.41
1:C:447:GLN:O	1:C:451:SER:HB2	2.21	0.41
1:F:126:TYR:O	1:F:130:LEU:HG	2.21	0.41
1:H:141:ASN:HB2	1:H:285:LLP:OP1	2.21	0.41
1:E:165:GLU:OE2	1:E:213:LYS:HG3	2.21	0.41
1:C:86:ARG:HB3	1:C:87:ALA:H	1.65	0.41
1:D:256:LEU:O	1:D:258:GLU:N	2.54	0.41
1:A:285:LLP:OP4	1:A:285:LLP:C4'	2.68	0.41
1:D:416:PRO:HA	1:D:417:PRO:HD3	1.94	0.41
1:E:368:GLY:CA	1:E:400:ASP:OD2	2.69	0.41
1:H:379:LYS:HG2	1:H:389:GLU:HG2	2.02	0.41
1:C:313:ALA:HB1	1:D:144:GLY:CA	2.50	0.41
1:C:400:ASP:OD1	1:C:401:ARG:HG3	2.20	0.41
1:F:331:TYR:CZ	1:F:339:ILE:CD1	3.03	0.41
1:G:200:TYR:CE2	1:G:228:VAL:HG21	2.56	0.41
1:E:188:GLU:H	1:E:188:GLU:HG2	1.37	0.41
1:A:353:ARG:O	1:A:354:GLN:C	2.59	0.41
1:C:157:LYS:CB	1:C:209:ALA:HB2	2.49	0.41
1:C:253:LEU:HD12	1:C:268:PHE:HD2	1.85	0.41
1:A:270:ASP:O	1:A:274:LEU:HG	2.21	0.41
1:G:259:PHE:HE1	1:G:336:TYR:CB	2.33	0.41

Continued on next page...

Continued from previous page...

Atom-1	Atom-2	Interatomic distance (Å)	Clash overlap (Å)
1:F:93:VAL:HA	1:F:326:MSE:HG2	2.01	0.41
1:G:373:VAL:HG22	1:G:395:VAL:HG22	2.02	0.41
1:J:162:SER:HB3	1:J:165:GLU:HG3	2.01	0.41
1:A:399:HIS:CE1	1:A:401:ARG:HB2	2.56	0.41
1:C:233:LEU:HD23	1:C:233:LEU:HA	1.59	0.41
1:J:220:TYR:CG	1:J:387:GLU:HG2	2.56	0.41
1:H:368:GLY:O	1:H:399:HIS:HA	2.20	0.41
1:E:201:GLU:O	1:E:204:ILE:HG13	2.20	0.41
1:B:158:GLU:HA	1:B:185:ILE:O	2.21	0.41
1:F:429:PHE:HE2	1:F:442:ILE:HG21	1.86	0.41
1:J:256:LEU:HD12	1:J:263:VAL:CG2	2.51	0.41
1:A:228:VAL:HG12	1:A:229:LYS:O	2.21	0.41
1:H:254:ILE:CD1	1:H:259:PHE:CZ	3.04	0.41
1:D:200:TYR:CD2	1:D:233:LEU:HD21	2.56	0.41
1:B:399:HIS:HE1	1:B:401:ARG:CZ	2.33	0.41
1:E:329:LYS:HE3	1:F:65:MSE:O	2.21	0.41
1:H:447:GLN:O	1:H:451:SER:HB2	2.21	0.41
1:D:255:ASN:HA	1:D:267:ASN:ND2	2.36	0.41
1:C:197:VAL:HG22	1:C:228:VAL:HG13	2.03	0.41
1:E:65:MSE:O	1:F:329:LYS:HE2	2.20	0.41
1:E:137:PHE:CD2	1:E:306:LYS:HG3	2.55	0.41
1:F:166:LEU:HD23	1:F:166:LEU:HA	1.66	0.41
1:D:446:LEU:O	1:D:450:LEU:HD12	2.20	0.41
1:J:236:LEU:HA	1:J:236:LEU:HD12	1.94	0.41
1:H:204:ILE:HG22	1:H:205:ASN:N	2.35	0.41
1:G:107:LEU:HD13	1:G:318:LYS:HG3	2.02	0.41
1:B:253:LEU:HD12	1:B:253:LEU:HA	1.93	0.40
1:E:252:LEU:HD11	1:E:256:LEU:HD21	2.02	0.40
1:C:77:GLY:HA3	1:C:430:ASP:CB	2.50	0.40
1:E:105:SER:O	1:F:84:LEU:HA	2.21	0.40
1:D:138:VAL:HG12	1:D:316:ILE:HG21	2.02	0.40
1:B:178:ILE:HG23	1:B:179:MSE:N	2.36	0.40
1:H:158:GLU:CD	1:H:187:ARG:HD3	2.41	0.40
1:H:139:VAL:HB	1:H:314:LEU:HB3	2.03	0.40
1:F:120:ILE:O	1:F:121:ALA:C	2.59	0.40
1:D:359:LEU:HB2	1:D:439:LEU:CD2	2.51	0.40
1:E:140:ASN:ND2	1:F:313:ALA:O	2.54	0.40
1:B:147:PHE:HE2	1:B:310:ILE:HG21	1.86	0.40
1:A:106:ASN:O	1:A:107:LEU:C	2.59	0.40
1:E:68:ASN:CB	1:F:122:HIS:CD2	3.01	0.40
1:J:411:LEU:O	1:J:418:ILE:N	2.45	0.40

Continued on next page...

Continued from previous page...

Atom-1	Atom-2	Interatomic distance (Å)	Clash overlap (Å)
1:B:285:LLP:C4'	1:B:285:LLP:OP4	2.69	0.40
1:I:137:PHE:CE1	1:I:306:LYS:HG2	2.57	0.40
1:C:208:THR:HG21	1:C:242:ILE:HD13	2.01	0.40
1:J:377:LYS:HB3	1:J:389:GLU:HG2	2.01	0.40
1:D:135:SER:OG	1:D:136:SER:N	2.54	0.40
1:D:362:LEU:HB3	1:D:443:LYS:HD2	2.03	0.40
1:B:201:GLU:HG3	1:B:236:LEU:HD11	2.02	0.40
1:B:300:ASN:OD1	1:B:301:LEU:N	2.55	0.40
1:C:77:GLY:HA3	1:C:430:ASP:CG	2.42	0.40
1:B:308:ASN:OD1	1:B:310:ILE:N	2.44	0.40
1:B:355:LYS:HE3	1:B:431:MSE:O	2.20	0.40
1:E:245:TYR:CD2	1:E:245:TYR:C	2.94	0.40
1:F:334:LYS:HG2	1:F:336:TYR:OH	2.21	0.40
1:B:256:LEU:CD1	1:B:263:VAL:HG21	2.50	0.40
1:B:421:ARG:NH2	1:B:430:ASP:OD2	2.50	0.40
1:A:330:LEU:HD13	1:A:339:ILE:HG22	2.02	0.40
1:J:90:SER:O	1:J:94:ILE:HG13	2.21	0.40
1:B:269:ARG:HG2	1:B:270:ASP:N	2.36	0.40
1:F:84:LEU:HA	1:F:84:LEU:HD23	1.67	0.40
1:J:201:GLU:HA	1:J:204:ILE:HD12	2.04	0.40
1:C:415:GLU:HA	1:C:416:PRO:HA	1.95	0.40
1:B:66:LYS:HA	1:B:67:PRO:HD2	1.97	0.40

There are no symmetry-related clashes.

5.3 Torsion angles [i](#)

5.3.1 Protein backbone [i](#)

In the following table, the Percentiles column shows the percent Ramachandran outliers of the chain as a percentile score with respect to all X-ray entries followed by that with respect to entries of similar resolution.

The Analysed column shows the number of residues for which the backbone conformation was analysed, and the total number of residues.

Mol	Chain	Analysed	Favoured	Allowed	Outliers	Percentiles	
1	A	389/392 (99%)	374 (96%)	14 (4%)	1 (0%)	46	85
1	B	385/392 (98%)	371 (96%)	12 (3%)	2 (0%)	34	78
1	C	389/392 (99%)	371 (95%)	18 (5%)	0	100	100

Continued on next page...

Continued from previous page...

Mol	Chain	Analysed	Favoured	Allowed	Outliers	Percentiles	
1	D	386/392 (98%)	372 (96%)	13 (3%)	1 (0%)	46	85
1	E	388/392 (99%)	368 (95%)	19 (5%)	1 (0%)	46	85
1	F	389/392 (99%)	371 (95%)	17 (4%)	1 (0%)	46	85
1	G	386/392 (98%)	363 (94%)	23 (6%)	0	100	100
1	H	387/392 (99%)	370 (96%)	17 (4%)	0	100	100
1	I	386/392 (98%)	367 (95%)	18 (5%)	1 (0%)	46	85
1	J	386/392 (98%)	367 (95%)	19 (5%)	0	100	100
All	All	3871/3920 (99%)	3694 (95%)	170 (4%)	7 (0%)	52	88

All (7) Ramachandran outliers are listed below:

Mol	Chain	Res	Type
1	E	334	LYS
1	F	107	LEU
1	I	107	LEU
1	A	107	LEU
1	B	107	LEU
1	B	121	ALA
1	D	107	LEU

5.3.2 Protein sidechains ⓘ

In the following table, the Percentiles column shows the percent sidechain outliers of the chain as a percentile score with respect to all X-ray entries followed by that with respect to entries of similar resolution.

The Analysed column shows the number of residues for which the sidechain conformation was analysed, and the total number of residues.

Mol	Chain	Analysed	Rotameric	Outliers	Percentiles	
1	A	339/331 (102%)	330 (97%)	9 (3%)	52	85
1	B	335/331 (101%)	331 (99%)	4 (1%)	78	93
1	C	339/331 (102%)	337 (99%)	2 (1%)	90	97
1	D	336/331 (102%)	333 (99%)	3 (1%)	84	95
1	E	338/331 (102%)	334 (99%)	4 (1%)	78	93
1	F	339/331 (102%)	335 (99%)	4 (1%)	78	93
1	G	336/331 (102%)	335 (100%)	1 (0%)	94	98

Continued on next page...

Continued from previous page...

Mol	Chain	Analysed	Rotameric	Outliers	Percentiles	
1	H	337/331 (102%)	336 (100%)	1 (0%)	94	98
1	I	336/331 (102%)	332 (99%)	4 (1%)	78	93
1	J	336/331 (102%)	334 (99%)	2 (1%)	90	97
All	All	3371/3310 (102%)	3337 (99%)	34 (1%)	82	95

All (34) residues with a non-rotameric sidechain are listed below:

Mol	Chain	Res	Type
1	A	70	LYS
1	A	72	VAL
1	A	105	SER
1	A	182	SER
1	A	188	GLU
1	A	291	GLN
1	A	316	ILE
1	A	403	SER
1	A	420	CYS
1	B	105	SER
1	B	179	MSE
1	B	188	GLU
1	B	318	LYS
1	C	188	GLU
1	C	421	ARG
1	D	179	MSE
1	D	182	SER
1	D	420	CYS
1	E	122	HIS
1	E	178	ILE
1	E	222	GLU
1	E	400	ASP
1	F	105	SER
1	F	106	ASN
1	F	162	SER
1	F	188	GLU
1	G	188	GLU
1	H	188	GLU
1	I	182	SER
1	I	188	GLU
1	I	369	LEU
1	I	420	CYS
1	J	315	ARG

Continued on next page...

Continued from previous page...

Mol	Chain	Res	Type
1	J	420	CYS

Some sidechains can be flipped to improve hydrogen bonding and reduce clashes. All (23) such sidechains are listed below:

Mol	Chain	Res	Type
1	A	405	GLN
1	B	102	ASN
1	B	426	GLN
1	C	102	ASN
1	C	399	HIS
1	D	95	ASN
1	D	140	ASN
1	E	102	ASN
1	E	122	HIS
1	E	399	HIS
1	F	347	GLN
1	F	354	GLN
1	G	436	HIS
1	H	95	ASN
1	H	399	HIS
1	H	447	GLN
1	I	102	ASN
1	I	122	HIS
1	I	142	ASN
1	I	215	HIS
1	I	399	HIS
1	J	102	ASN
1	J	399	HIS

5.3.3 RNA ⓘ

There are no RNA molecules in this entry.

5.4 Non-standard residues in protein, DNA, RNA chains ⓘ

10 non-standard protein/DNA/RNA residues are modelled in this entry.

In the following table, the Counts columns list the number of bonds (or angles) for which Mogul statistics could be retrieved, the number of bonds (or angles) that are observed in the model and the number of bonds (or angles) that are defined in the chemical component dictionary. The Link column lists molecule types, if any, to which the group is linked. The Z score for a bond length

(or angle) is the number of standard deviations the observed value is removed from the expected value. A bond length (or angle) with $|Z| > 2$ is considered an outlier worth inspection. RMSZ is the root-mean-square of all Z scores of the bond lengths (or angles).

Mol	Type	Chain	Res	Link	Bond lengths			Bond angles		
					Counts	RMSZ	# Z > 2	Counts	RMSZ	# Z > 2
1	LLP	A	285	1	23,24,25	1.49	4 (17%)	28,32,34	1.37	6 (21%)
1	LLP	B	285	1	23,24,25	1.61	4 (17%)	28,32,34	1.26	4 (14%)
1	LLP	C	285	1	23,24,25	1.65	5 (21%)	28,32,34	1.19	3 (10%)
1	LLP	D	285	1	23,24,25	1.69	6 (26%)	28,32,34	1.38	2 (7%)
1	LLP	E	285	1	23,24,25	1.71	5 (21%)	28,32,34	1.25	4 (14%)
1	LLP	F	285	1	23,24,25	1.60	4 (17%)	28,32,34	1.07	3 (10%)
1	LLP	G	285	1	23,24,25	1.74	4 (17%)	28,32,34	1.58	2 (7%)
1	LLP	H	285	1	23,24,25	1.68	5 (21%)	28,32,34	1.15	2 (7%)
1	LLP	I	285	1	23,24,25	1.70	4 (17%)	28,32,34	1.40	3 (10%)
1	LLP	J	285	1	23,24,25	1.71	7 (30%)	28,32,34	1.21	2 (7%)

In the following table, the Chirals column lists the number of chiral outliers, the number of chiral centers analysed, the number of these observed in the model and the number defined in the chemical component dictionary. Similar counts are reported in the Torsion and Rings columns. '-' means no outliers of that kind were identified.

Mol	Type	Chain	Res	Link	Chirals	Torsions	Rings
1	LLP	A	285	1	-	0/15/17/19	0/1/1/1
1	LLP	B	285	1	-	0/15/17/19	0/1/1/1
1	LLP	C	285	1	-	0/15/17/19	0/1/1/1
1	LLP	D	285	1	-	0/15/17/19	0/1/1/1
1	LLP	E	285	1	-	0/15/17/19	0/1/1/1
1	LLP	F	285	1	-	0/15/17/19	0/1/1/1
1	LLP	G	285	1	-	0/15/17/19	0/1/1/1
1	LLP	H	285	1	-	0/15/17/19	0/1/1/1
1	LLP	I	285	1	-	0/15/17/19	0/1/1/1
1	LLP	J	285	1	-	0/15/17/19	0/1/1/1

All (48) bond length outliers are listed below:

Mol	Chain	Res	Type	Atoms	Z	Observed(Å)	Ideal(Å)
1	D	285	LLP	C3-C2	-3.93	1.38	1.40
1	J	285	LLP	C3-C2	-3.09	1.38	1.40
1	C	285	LLP	CE-NZ	-2.92	1.40	1.46
1	H	285	LLP	CE-NZ	-2.84	1.40	1.46
1	J	285	LLP	CE-NZ	-2.71	1.41	1.46

Continued on next page...

Continued from previous page...

Mol	Chain	Res	Type	Atoms	Z	Observed(Å)	Ideal(Å)
1	H	285	LLP	C3-C2	-2.59	1.39	1.40
1	A	285	LLP	CE-NZ	-2.45	1.41	1.46
1	I	285	LLP	CE-NZ	-2.24	1.42	1.46
1	F	285	LLP	CE-NZ	-2.15	1.42	1.46
1	D	285	LLP	CE-NZ	-2.06	1.42	1.46
1	B	285	LLP	CE-NZ	-2.05	1.42	1.46
1	D	285	LLP	OP4-C5'	-2.04	1.36	1.44
1	E	285	LLP	C3-C2	-2.01	1.39	1.40
1	C	285	LLP	CB-CA	2.03	1.55	1.53
1	J	285	LLP	C5'-C5	2.12	1.57	1.50
1	J	285	LLP	C4'-NZ	2.22	1.34	1.27
1	J	285	LLP	C2'-C2	2.35	1.55	1.50
1	E	285	LLP	CB-CA	2.59	1.56	1.53
1	B	285	LLP	C2'-C2	2.62	1.55	1.50
1	D	285	LLP	C2'-C2	2.62	1.55	1.50
1	H	285	LLP	C2'-C2	2.69	1.55	1.50
1	A	285	LLP	C4'-NZ	2.76	1.35	1.27
1	G	285	LLP	C2'-C2	2.78	1.55	1.50
1	E	285	LLP	C2'-C2	2.80	1.55	1.50
1	A	285	LLP	C2'-C2	2.83	1.56	1.50
1	A	285	LLP	C4-C4'	2.83	1.51	1.46
1	I	285	LLP	C2'-C2	2.85	1.56	1.50
1	F	285	LLP	C2'-C2	2.88	1.56	1.50
1	D	285	LLP	C4'-NZ	2.97	1.36	1.27
1	H	285	LLP	C4'-NZ	2.99	1.36	1.27
1	C	285	LLP	C4'-NZ	3.02	1.36	1.27
1	G	285	LLP	C4'-NZ	3.07	1.36	1.27
1	J	285	LLP	CB-CA	3.09	1.56	1.53
1	C	285	LLP	C2'-C2	3.15	1.56	1.50
1	B	285	LLP	C4'-NZ	3.16	1.37	1.27
1	E	285	LLP	C4'-NZ	3.26	1.37	1.27
1	F	285	LLP	C4'-NZ	3.31	1.37	1.27
1	J	285	LLP	C4-C4'	3.68	1.53	1.46
1	C	285	LLP	C4-C4'	3.69	1.53	1.46
1	I	285	LLP	C4'-NZ	3.77	1.38	1.27
1	D	285	LLP	C4-C4'	3.85	1.53	1.46
1	G	285	LLP	C4-C4'	3.92	1.53	1.46
1	H	285	LLP	C4-C4'	4.06	1.53	1.46
1	F	285	LLP	C4-C4'	4.12	1.53	1.46
1	B	285	LLP	C4-C4'	4.28	1.54	1.46
1	E	285	LLP	C4-C4'	4.37	1.54	1.46
1	G	285	LLP	CB-CA	4.39	1.58	1.53

Continued on next page...

Continued from previous page...

Mol	Chain	Res	Type	Atoms	Z	Observed(Å)	Ideal(Å)
1	I	285	LLP	C4-C4'	4.59	1.54	1.46

All (31) bond angle outliers are listed below:

Mol	Chain	Res	Type	Atoms	Z	Observed(°)	Ideal(°)
1	C	285	LLP	O-C-CA	-3.10	117.41	125.49
1	J	285	LLP	O-C-CA	-2.93	117.86	125.49
1	A	285	LLP	C5-C6-N1	-2.89	118.85	123.86
1	H	285	LLP	C5-C6-N1	-2.82	118.97	123.86
1	F	285	LLP	CD-CE-NZ	-2.60	106.72	110.98
1	C	285	LLP	C5-C6-N1	-2.52	119.48	123.86
1	F	285	LLP	C5-C6-N1	-2.52	119.49	123.86
1	F	285	LLP	O-C-CA	-2.49	119.01	125.49
1	A	285	LLP	O-C-CA	-2.47	119.06	125.49
1	H	285	LLP	O-C-CA	-2.43	119.15	125.49
1	I	285	LLP	O-C-CA	-2.37	119.31	125.49
1	G	285	LLP	O-C-CA	-2.36	119.33	125.49
1	E	285	LLP	C5-C6-N1	-2.32	119.83	123.86
1	E	285	LLP	O-C-CA	-2.32	119.45	125.49
1	C	285	LLP	C2'-C2-C3	-2.21	118.38	121.04
1	D	285	LLP	O-C-CA	-2.20	119.75	125.49
1	A	285	LLP	C5-C4-C4'	-2.18	118.39	121.52
1	E	285	LLP	C2'-C2-C3	-2.14	118.46	121.04
1	B	285	LLP	C5-C6-N1	-2.13	120.16	123.86
1	B	285	LLP	O-C-CA	-2.12	119.97	125.49
1	B	285	LLP	O3-C3-C2	2.11	121.32	117.66
1	A	285	LLP	OP4-C5'-C5	2.38	112.92	108.99
1	I	285	LLP	C3-C4-C4'	2.56	123.48	120.16
1	A	285	LLP	C3-C4-C5	2.68	120.11	118.11
1	A	285	LLP	O3-C3-C2	2.71	122.37	117.66
1	E	285	LLP	OP4-C5'-C5	2.80	113.62	108.99
1	B	285	LLP	OP4-C5'-C5	3.79	115.27	108.99
1	J	285	LLP	OP4-C5'-C5	4.04	115.67	108.99
1	I	285	LLP	OP4-C5'-C5	4.58	116.57	108.99
1	D	285	LLP	OP4-C5'-C5	5.26	117.68	108.99
1	G	285	LLP	OP4-C5'-C5	6.77	120.18	108.99

There are no chirality outliers.

There are no torsion outliers.

There are no ring outliers.

8 monomers are involved in 32 short contacts:

Mol	Chain	Res	Type	Clashes	Symm-Clashes
1	A	285	LLP	4	0
1	B	285	LLP	5	0
1	C	285	LLP	5	0
1	D	285	LLP	2	0
1	E	285	LLP	3	0
1	F	285	LLP	3	0
1	G	285	LLP	4	0
1	H	285	LLP	6	0

5.5 Carbohydrates [i](#)

There are no carbohydrates in this entry.

5.6 Ligand geometry [i](#)

Of 7 ligands modelled in this entry, 7 are monoatomic - leaving 0 for Mogul analysis.

There are no bond length outliers.

There are no bond angle outliers.

There are no chirality outliers.

There are no torsion outliers.

There are no ring outliers.

No monomer is involved in short contacts.

5.7 Other polymers [i](#)

There are no such residues in this entry.

5.8 Polymer linkage issues [i](#)

There are no chain breaks in this entry.

6 Fit of model and data ⓘ

6.1 Protein, DNA and RNA chains ⓘ

In the following table, the column labelled ‘#RSRZ> 2’ contains the number (and percentage) of RSRZ outliers, followed by percent RSRZ outliers for the chain as percentile scores relative to all X-ray entries and entries of similar resolution. The OWAB column contains the minimum, median, 95th percentile and maximum values of the occupancy-weighted average B-factor per residue. The column labelled ‘Q< 0.9’ lists the number of (and percentage) of residues with an average occupancy less than 0.9.

Mol	Chain	Analysed	<RSRZ>	#RSRZ>2	OWAB(Å ²)	Q<0.9
1	A	383/392 (97%)	-0.14	5 (1%) 79 67	77, 108, 158, 199	0
1	B	380/392 (96%)	0.19	27 (7%) 19 10	77, 114, 197, 238	0
1	C	383/392 (97%)	0.05	13 (3%) 49 34	65, 109, 178, 207	0
1	D	381/392 (97%)	0.15	18 (4%) 35 22	75, 114, 166, 204	0
1	E	383/392 (97%)	0.21	31 (8%) 15 8	67, 119, 203, 262	0
1	F	383/392 (97%)	0.18	18 (4%) 35 22	73, 123, 184, 234	0
1	G	381/392 (97%)	0.19	25 (6%) 22 12	82, 141, 211, 255	0
1	H	382/392 (97%)	0.03	11 (2%) 55 41	75, 129, 200, 240	0
1	I	381/392 (97%)	0.23	20 (5%) 31 18	79, 130, 187, 224	0
1	J	381/392 (97%)	0.11	19 (4%) 32 19	81, 131, 200, 240	0
All	All	3818/3920 (97%)	0.12	187 (4%) 33 20	65, 122, 195, 262	0

All (187) RSRZ outliers are listed below:

Mol	Chain	Res	Type	RSRZ
1	E	397	ILE	6.8
1	E	451	SER	5.4
1	F	450	LEU	5.3
1	E	427	LEU	5.2
1	F	422	ILE	5.1
1	E	403	SER	4.9
1	J	427	LEU	4.9
1	C	397	ILE	4.9
1	B	429	PHE	4.7
1	D	427	LEU	4.6
1	G	402	LEU	4.6
1	I	376	ASP	4.6
1	E	372	SER	4.6

Continued on next page...

Continued from previous page...

Mol	Chain	Res	Type	RSRZ
1	E	396	ALA	4.4
1	E	429	PHE	4.4
1	I	427	LEU	4.4
1	E	374	ILE	4.4
1	J	397	ILE	4.4
1	G	171	GLY	4.3
1	J	407	LEU	4.3
1	G	397	ILE	4.2
1	B	428	LEU	4.2
1	G	403	SER	4.1
1	J	396	ALA	4.1
1	B	395	VAL	4.0
1	E	411	LEU	4.0
1	F	421	ARG	4.0
1	J	111	LEU	4.0
1	B	236	LEU	3.9
1	I	402	LEU	3.9
1	I	428	LEU	3.9
1	D	397	ILE	3.9
1	F	451	SER	3.8
1	G	240	TYR	3.8
1	B	407	LEU	3.8
1	H	171	GLY	3.8
1	E	418	ILE	3.8
1	B	373	VAL	3.7
1	E	407	LEU	3.7
1	H	254	ILE	3.7
1	G	367	PRO	3.7
1	H	259	PHE	3.7
1	C	451	SER	3.7
1	A	259	PHE	3.6
1	E	404	SER	3.6
1	H	451	SER	3.6
1	G	369	LEU	3.5
1	E	401	ARG	3.5
1	B	366	ILE	3.5
1	B	397	ILE	3.4
1	E	406	GLU	3.4
1	J	451	SER	3.4
1	D	395	VAL	3.4
1	J	450	LEU	3.4
1	B	427	LEU	3.4

Continued on next page...

Continued from previous page...

Mol	Chain	Res	Type	RSRZ
1	J	402	LEU	3.4
1	B	426	GLN	3.4
1	C	401	ARG	3.3
1	F	261	ILE	3.3
1	B	421	ARG	3.3
1	E	359	LEU	3.3
1	E	452	ILE	3.3
1	I	421	ARG	3.3
1	E	211	LEU	3.3
1	J	363	LEU	3.3
1	B	450	LEU	3.2
1	J	236	LEU	3.2
1	I	395	VAL	3.2
1	D	374	ILE	3.2
1	I	112	GLU	3.1
1	C	395	VAL	3.1
1	E	75	ALA	3.1
1	D	426	GLN	3.1
1	B	396	ALA	3.1
1	E	409	ARG	3.1
1	I	450	LEU	3.1
1	E	360	GLU	3.1
1	E	450	LEU	3.1
1	C	402	LEU	3.0
1	F	366	ILE	3.0
1	B	352	LEU	3.0
1	I	397	ILE	2.9
1	C	363	LEU	2.9
1	E	420	CYS	2.9
1	D	428	LEU	2.9
1	G	426	GLN	2.9
1	H	420	CYS	2.9
1	G	451	SER	2.8
1	F	428	LEU	2.8
1	A	332	PHE	2.8
1	I	171	GLY	2.7
1	G	374	ILE	2.7
1	G	405	GLN	2.7
1	J	398	ARG	2.7
1	H	445	THR	2.7
1	F	369	LEU	2.7
1	E	408	SER	2.7

Continued on next page...

Continued from previous page...

Mol	Chain	Res	Type	RSRZ
1	J	400	ASP	2.7
1	B	422	ILE	2.7
1	F	427	LEU	2.6
1	C	170	GLY	2.6
1	E	400	ASP	2.6
1	A	398	ARG	2.6
1	F	397	ILE	2.6
1	E	428	LEU	2.6
1	B	374	ILE	2.6
1	J	160	ILE	2.6
1	I	404	SER	2.6
1	D	425	ASP	2.6
1	G	401	ARG	2.6
1	B	451	SER	2.5
1	E	399	HIS	2.5
1	E	82	THR	2.5
1	F	171	GLY	2.5
1	F	112	GLU	2.5
1	J	410	ARG	2.5
1	G	396	ALA	2.5
1	I	425	ASP	2.5
1	F	407	LEU	2.5
1	J	401	ARG	2.4
1	I	365	ASP	2.4
1	I	426	GLN	2.4
1	C	427	LEU	2.4
1	C	258	GLU	2.4
1	I	422	ILE	2.4
1	C	452	ILE	2.4
1	D	400	ASP	2.4
1	G	407	LEU	2.4
1	G	422	ILE	2.4
1	I	259	PHE	2.4
1	I	170	GLY	2.3
1	G	418	ILE	2.3
1	G	429	PHE	2.3
1	J	429	PHE	2.3
1	I	109	TYR	2.3
1	J	332	PHE	2.3
1	B	419	VAL	2.3
1	G	331	TYR	2.3
1	J	107	LEU	2.3

Continued on next page...

Continued from previous page...

Mol	Chain	Res	Type	RSRZ
1	G	399	HIS	2.3
1	D	396	ALA	2.3
1	B	394	CYS	2.3
1	B	240	TYR	2.2
1	G	236	LEU	2.2
1	G	366	ILE	2.2
1	A	342	ILE	2.2
1	H	359	LEU	2.2
1	H	427	LEU	2.2
1	H	140	ASN	2.2
1	D	401	ARG	2.2
1	D	373	VAL	2.2
1	C	261	ILE	2.2
1	D	422	ILE	2.2
1	J	242	ILE	2.2
1	G	441	THR	2.2
1	D	429	PHE	2.2
1	F	66	LYS	2.2
1	B	369	LEU	2.2
1	D	111	LEU	2.2
1	B	372	SER	2.2
1	C	369	LEU	2.2
1	E	446	LEU	2.1
1	F	449	LEU	2.1
1	D	394	CYS	2.1
1	I	406	GLU	2.1
1	D	398	ARG	2.1
1	F	402	LEU	2.1
1	B	66	LYS	2.1
1	B	434	VAL	2.1
1	D	371	ILE	2.1
1	G	413	LEU	2.1
1	B	211	LEU	2.1
1	H	429	PHE	2.1
1	E	275	GLY	2.1
1	C	399	HIS	2.1
1	A	395	VAL	2.1
1	B	367	PRO	2.1
1	D	352	LEU	2.0
1	G	452	ILE	2.0
1	H	450	LEU	2.0
1	G	425	ASP	2.0

Continued on next page...

Continued from previous page...

Mol	Chain	Res	Type	RSRZ
1	E	363	LEU	2.0
1	F	403	SER	2.0
1	E	395	VAL	2.0
1	I	419	VAL	2.0
1	F	395	VAL	2.0
1	B	363	LEU	2.0

6.2 Non-standard residues in protein, DNA, RNA chains [i](#)

In the following table, the Atoms column lists the number of modelled atoms in the group and the number defined in the chemical component dictionary. LLDF column lists the quality of electron density of the group with respect to its neighbouring residues in protein, DNA or RNA chains. The B-factors column lists the minimum, median, 95th percentile and maximum values of B factors of atoms in the group. The column labelled 'Q< 0.9' lists the number of atoms with occupancy less than 0.9.

Mol	Type	Chain	Res	Atoms	RSCC	RSR	LLDF	B-factors(Å ²)	Q<0.9
1	LLP	H	285	24/25	0.95	0.27	-	73,109,129,140	0
1	LLP	G	285	24/25	0.96	0.28	-	79,125,137,145	0
1	LLP	B	285	24/25	0.97	0.23	-	73,98,113,114	0
1	LLP	A	285	24/25	0.95	0.23	-	70,106,124,128	0
1	LLP	F	285	24/25	0.97	0.23	-	56,103,132,144	0
1	LLP	E	285	24/25	0.96	0.24	-	63,98,112,168	0
1	LLP	D	285	24/25	0.96	0.23	-	70,98,124,149	0
1	LLP	C	285	24/25	0.96	0.26	-	66,99,115,121	0
1	LLP	J	285	24/25	0.93	0.27	-	74,112,125,126	0
1	LLP	I	285	24/25	0.96	0.22	-	88,110,126,127	0

6.3 Carbohydrates [i](#)

There are no carbohydrates in this entry.

6.4 Ligands [i](#)

In the following table, the Atoms column lists the number of modelled atoms in the group and the number defined in the chemical component dictionary. LLDF column lists the quality of electron density of the group with respect to its neighbouring residues in protein, DNA or RNA chains. The B-factors column lists the minimum, median, 95th percentile and maximum values of B factors of atoms in the group. The column labelled 'Q< 0.9' lists the number of atoms with occupancy less than 0.9.

Mol	Type	Chain	Res	Atoms	RSCC	RSR	LLDF	B-factors(\AA^2)	Q<0.9
3	K	I	501	1/1	0.42	0.76	21.88	141,141,141,141	0
3	K	B	2001	1/1	0.94	0.72	17.18	124,124,124,124	0
3	K	H	501	1/1	0.95	1.00	14.43	124,124,124,124	0
3	K	C	501	1/1	0.90	0.52	9.98	132,132,132,132	0
3	K	E	501	1/1	0.92	0.64	7.88	137,137,137,137	0
2	PT	A	4001	1/1	0.97	0.21	-	123,123,123,123	1
2	PT	A	4002	1/1	0.88	0.37	-	145,145,145,145	1

6.5 Other polymers [i](#)

There are no such residues in this entry.