



Full wwPDB X-ray Structure Validation Report ⓘ

Jan 31, 2016 – 11:07 PM GMT

PDB ID : 1W63
Title : AP1 CLATHRIN ADAPTOR CORE
Authors : Heldwein, E.; Macia, E.; Wang, J.; Yin, H.L.; Kirchhausen, T.; Harrison, S.C.
Deposited on : 2004-08-12
Resolution : 4.00 Å(reported)

This is a Full wwPDB X-ray Structure Validation Report for a publicly released PDB entry.
We welcome your comments at validation@mail.wwpdb.org
A user guide is available at
<http://wwpdb.org/validation/2016/XrayValidationReportHelp>
with specific help available everywhere you see the ⓘ symbol.

The following versions of software and data (see [references ⓘ](#)) were used in the production of this report:

MolProbity : 4.02b-467
Mogul : 1.7 (RC4), CSD as536be (2015)
Xtriage (Phenix) : **NOT EXECUTED**
EDS : **NOT EXECUTED**
Percentile statistics : 20151230.v01 (using entries in the PDB archive December 30th 2015)
Ideal geometry (proteins) : Engh & Huber (2001)
Ideal geometry (DNA, RNA) : Parkinson et al. (1996)
Validation Pipeline (wwPDB-VP) : trunk26865

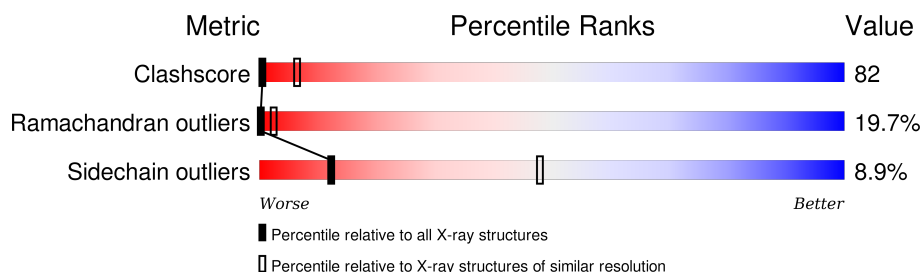
1 Overall quality at a glance

The following experimental techniques were used to determine the structure:

X-RAY DIFFRACTION

The reported resolution of this entry is 4.00 Å.

Percentile scores (ranging between 0-100) for global validation metrics of the entry are shown in the following graphic. The table shows the number of entries on which the scores are based.



Metric	Whole archive (#Entries)	Similar resolution (#Entries, resolution range(Å))
Clashscore	102246	1052 (4.40-3.60)
Ramachandran outliers	100387	1005 (4.40-3.60)
Sidechain outliers	100360	1013 (4.42-3.58)

The table below summarises the geometric issues observed across the polymeric chains and their fit to the electron density. The red, orange, yellow and green segments on the lower bar indicate the fraction of residues that contain outliers for ≥ 3 , 2, 1 and 0 types of geometric quality criteria. A grey segment represents the fraction of residues that are not modelled. The numeric value for each fraction is indicated below the corresponding segment, with a dot representing fractions $\leq 5\%$. The upper red bar (where present) indicates the fraction of residues that have poor fit to the electron density. The numeric value is given above the bar.

Note EDS was not executed.

Mol	Chain	Length	Quality of chain
1	A	618	
1	C	618	
1	E	618	
1	G	618	
1	I	618	
1	K	618	
2	B	584	

Continued on next page...

Continued from previous page...

Mol	Chain	Length	Quality of chain
2	D	584	
2	F	584	
2	H	584	
2	J	584	
2	L	584	
3	M	423	
3	N	423	
3	O	423	
3	P	423	
3	R	423	
3	V	423	
4	Q	158	
4	S	158	
4	T	158	
4	U	158	
4	W	158	
4	X	158	

2 Entry composition

There are 4 unique types of molecules in this entry. The entry contains 81744 atoms, of which 0 are hydrogens and 0 are deuteriums.

In the tables below, the ZeroOcc column contains the number of atoms modelled with zero occupancy, the AltConf column contains the number of residues with at least one atom in alternate conformation and the Trace column contains the number of residues modelled with at most 2 atoms.

- Molecule 1 is a protein called ADAPTER-RELATED PROTEIN COMPLEX 1 GAMMA 1 SUBUNIT.

Mol	Chain	Residues	Atoms					ZeroOcc	AltConf	Trace
1	A	590	Total	C	N	O	S	0	0	1
			4663	2933	821	869	40			
1	C	590	Total	C	N	O	S	0	0	1
			4663	2933	821	869	40			
1	E	590	Total	C	N	O	S	0	0	1
			4663	2933	821	869	40			
1	G	590	Total	C	N	O	S	0	0	1
			4663	2933	821	869	40			
1	I	590	Total	C	N	O	S	0	0	1
			4663	2933	821	869	40			
1	K	590	Total	C	N	O	S	0	0	1
			4663	2933	821	869	40			

- Molecule 2 is a protein called ADAPTER-RELATED PROTEIN COMPLEX 1 BETA 1 SUBUNIT.

Mol	Chain	Residues	Atoms					ZeroOcc	AltConf	Trace
2	B	576	Total	C	N	O	S	0	0	1
			4558	2907	750	874	27			
2	D	576	Total	C	N	O	S	0	0	1
			4558	2907	750	874	27			
2	F	576	Total	C	N	O	S	0	0	1
			4558	2907	750	874	27			
2	H	576	Total	C	N	O	S	0	0	1
			4558	2907	750	874	27			
2	J	576	Total	C	N	O	S	0	0	1
			4558	2907	750	874	27			
2	L	576	Total	C	N	O	S	0	0	1
			4558	2907	750	874	27			

There are 18 discrepancies between the modelled and reference sequences:

Chain	Residue	Modelled	Actual	Comment	Reference
B	155	MET	LEU	CONFLICT	UNP P52303
B	439	ASP	LEU	CONFLICT	UNP P52303
B	459	SER	ILE	CONFLICT	UNP P52303
D	155	MET	LEU	CONFLICT	UNP P52303
D	439	ASP	LEU	CONFLICT	UNP P52303
D	459	SER	ILE	CONFLICT	UNP P52303
F	155	MET	LEU	CONFLICT	UNP P52303
F	439	ASP	LEU	CONFLICT	UNP P52303
F	459	SER	ILE	CONFLICT	UNP P52303
H	155	MET	LEU	CONFLICT	UNP P52303
H	439	ASP	LEU	CONFLICT	UNP P52303
H	459	SER	ILE	CONFLICT	UNP P52303
J	155	MET	LEU	CONFLICT	UNP P52303
J	439	ASP	LEU	CONFLICT	UNP P52303
J	459	SER	ILE	CONFLICT	UNP P52303
L	155	MET	LEU	CONFLICT	UNP P52303
L	439	ASP	LEU	CONFLICT	UNP P52303
L	459	SER	ILE	CONFLICT	UNP P52303

- Molecule 3 is a protein called ADAPTOR-RELATED PROTEIN COMPLEX 1, MU 1 SUB-UNIT.

Mol	Chain	Residues	Atoms					ZeroOcc	AltConf	Trace
3	M	388	Total	C	N	O	S	0	0	0
			3166	2042	531	579	14			
3	N	388	Total	C	N	O	S	0	0	0
			3166	2042	531	579	14			
3	O	388	Total	C	N	O	S	0	0	0
			3166	2042	531	579	14			
3	P	388	Total	C	N	O	S	0	0	0
			3166	2042	531	579	14			
3	R	388	Total	C	N	O	S	0	0	0
			3166	2042	531	579	14			
3	V	388	Total	C	N	O	S	0	0	0
			3166	2042	531	579	14			

There are 12 discrepancies between the modelled and reference sequences:

Chain	Residue	Modelled	Actual	Comment	Reference
M	134	PHE	TYR	CONFLICT	UNP P35585
M	406	ILE	LEU	CONFLICT	UNP P35585
N	134	PHE	TYR	CONFLICT	UNP P35585
N	406	ILE	LEU	CONFLICT	UNP P35585

Continued on next page...

Continued from previous page...

Chain	Residue	Modelled	Actual	Comment	Reference
O	134	PHE	TYR	CONFLICT	UNP P35585
O	406	ILE	LEU	CONFLICT	UNP P35585
P	134	PHE	TYR	CONFLICT	UNP P35585
P	406	ILE	LEU	CONFLICT	UNP P35585
R	134	PHE	TYR	CONFLICT	UNP P35585
R	406	ILE	LEU	CONFLICT	UNP P35585
V	134	PHE	TYR	CONFLICT	UNP P35585
V	406	ILE	LEU	CONFLICT	UNP P35585

- Molecule 4 is a protein called ADAPTER-RELATED PROTEIN COMPLEX 1 SIGMA 1A SUBUNIT.

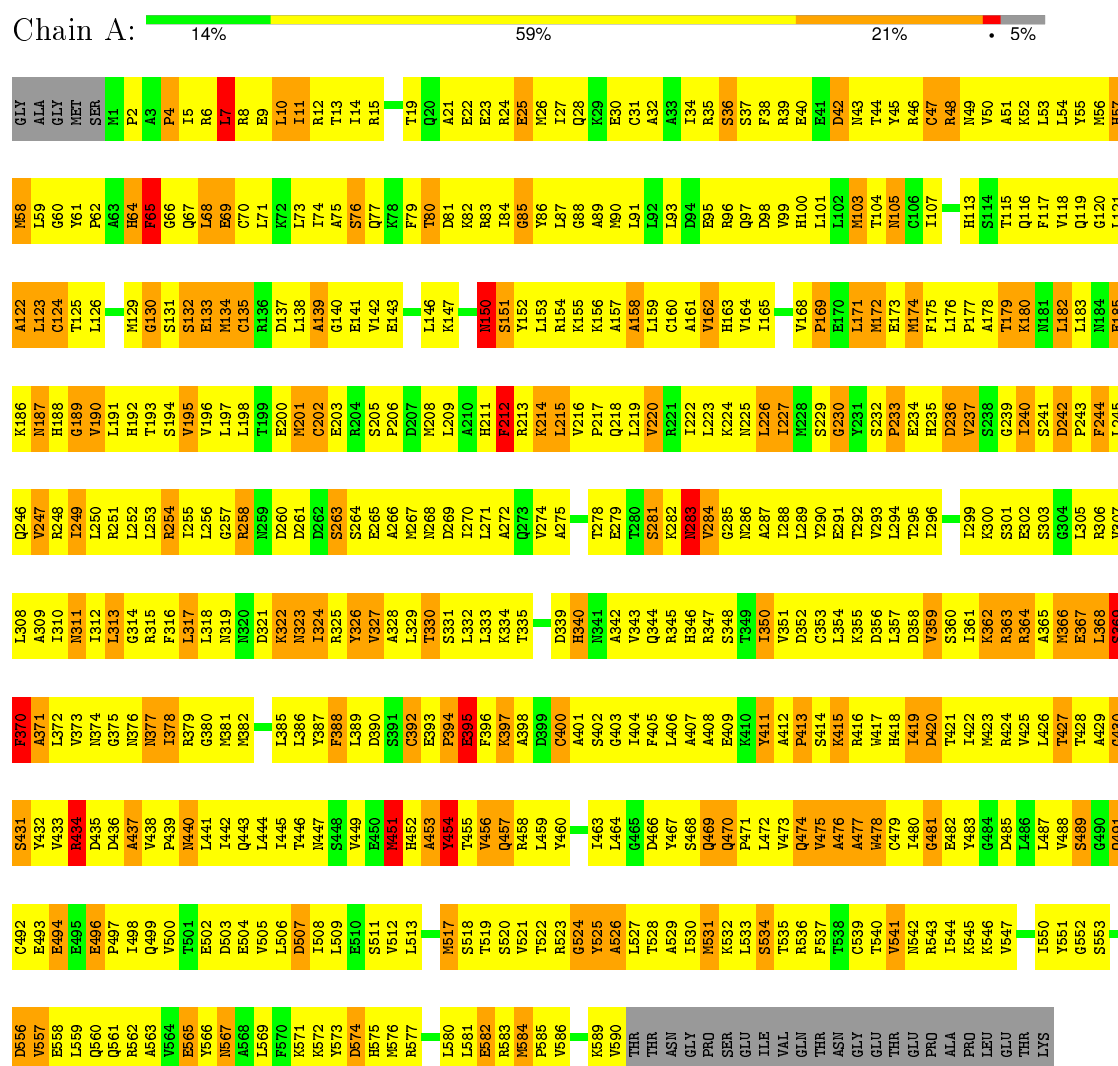
Mol	Chain	Residues	Atoms					ZeroOcc	AltConf	Trace
4	Q	149	Total	C	N	O	S	0	0	1
			1237	800	203	223	11			
4	S	149	Total	C	N	O	S	0	0	1
			1237	800	203	223	11			
4	T	149	Total	C	N	O	S	0	0	1
			1237	800	203	223	11			
4	U	149	Total	C	N	O	S	0	0	1
			1237	800	203	223	11			
4	W	149	Total	C	N	O	S	0	0	1
			1237	800	203	223	11			
4	X	149	Total	C	N	O	S	0	0	1
			1237	800	203	223	11			

3 Residue-property plots

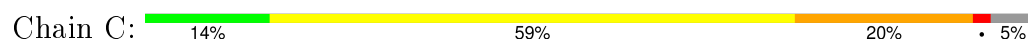
These plots are drawn for all protein, RNA and DNA chains in the entry. The first graphic for a chain summarises the proportions of errors displayed in the second graphic. The second graphic shows the sequence view annotated by issues in geometry and electron density. Residues are color-coded according to the number of geometric quality criteria for which they contain at least one outlier: green = 0, yellow = 1, orange = 2 and red = 3 or more. A red dot above a residue indicates a poor fit to the electron density ($RSRZ > 2$). Stretches of 2 or more consecutive residues without any outlier are shown as a green connector. Residues present in the sample, but not in the model, are shown in grey.

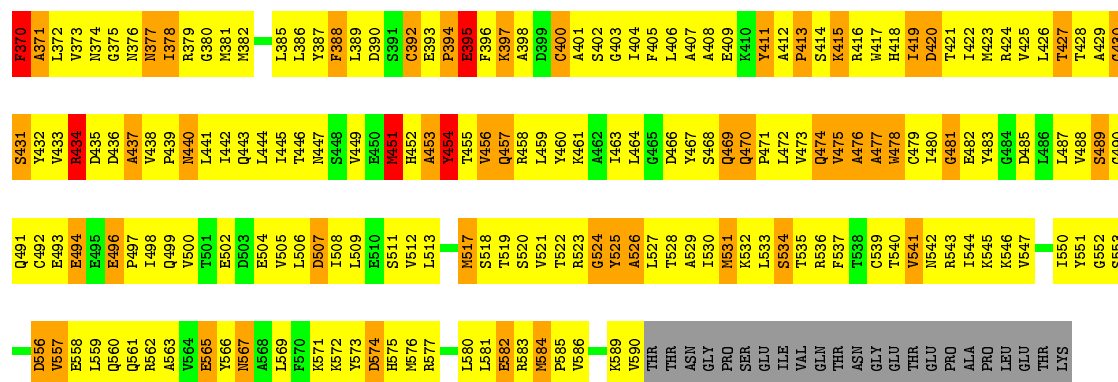
Note EDS was not executed.

- Molecule 1: ADAPTER-RELATED PROTEIN COMPLEX 1 GAMMA 1 SUBUNIT



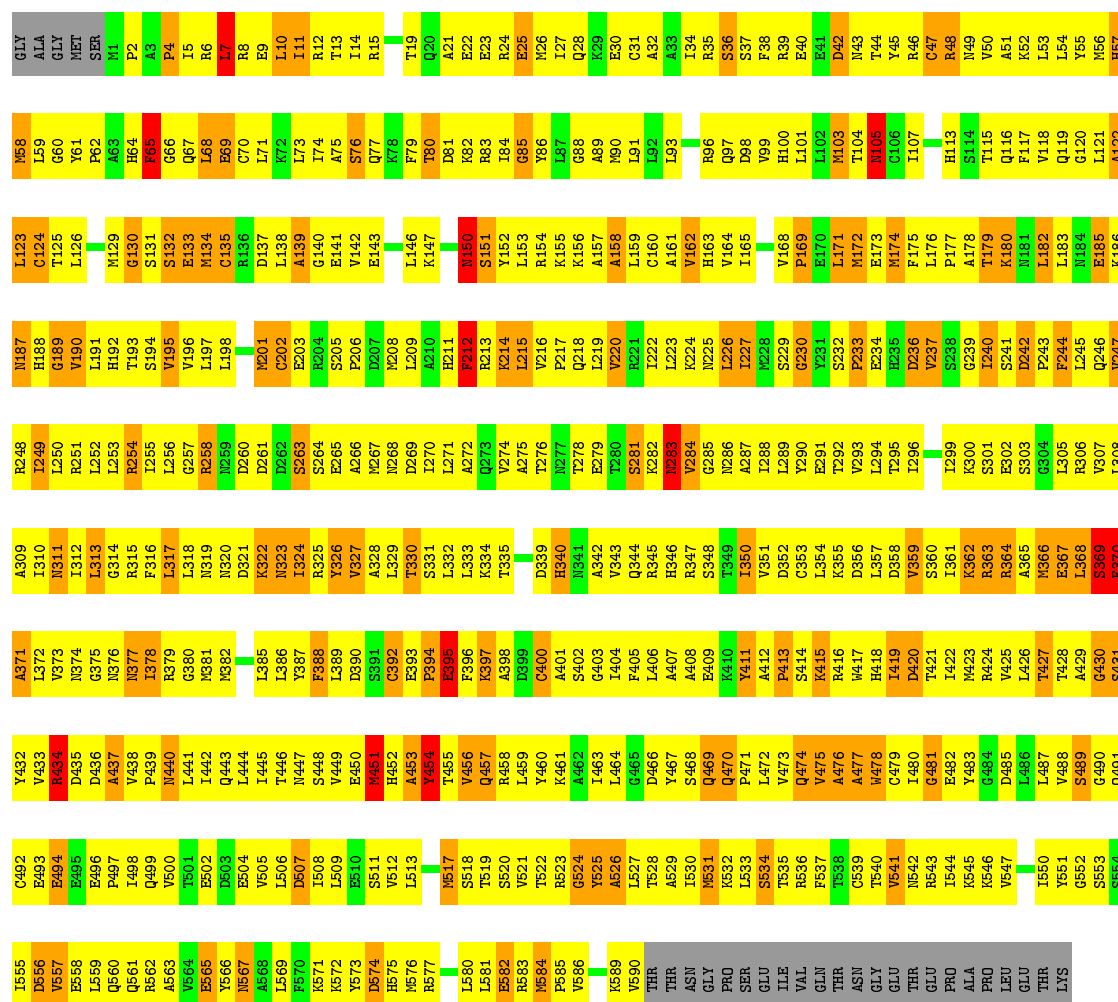
- Molecule 1: ADAPTER-RELATED PROTEIN COMPLEX 1 GAMMA 1 SUBUNIT





• Molecule 1: ADAPTER-RELATED PROTEIN COMPLEX 1 GAMMA 1 SUBUNIT

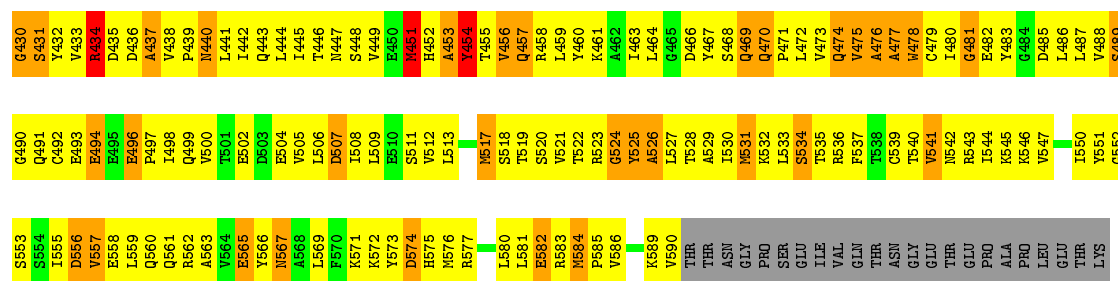
Chain G: 14% 59% 20% 5%



• Molecule 1: ADAPTER-RELATED PROTEIN COMPLEX 1 GAMMA 1 SUBUNIT

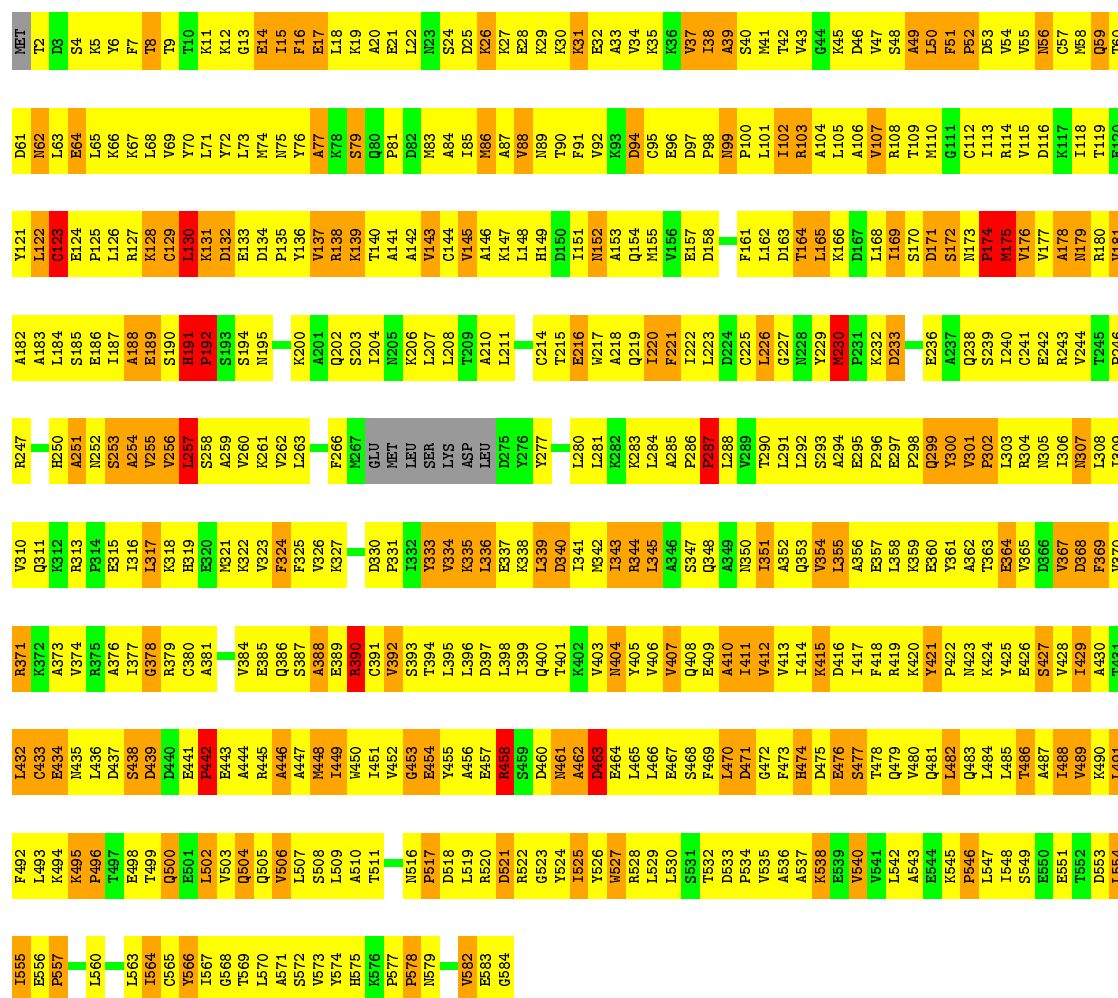
Chain I: 15% 59% 20% 5%





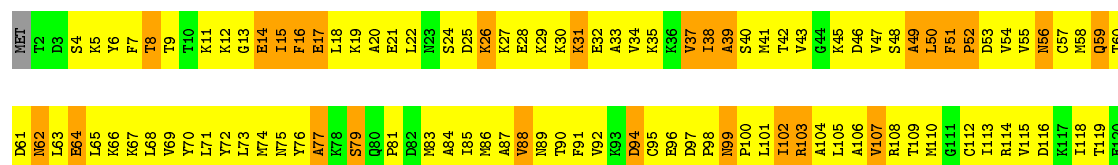
• Molecule 2: ADAPTER-RELATED PROTEIN COMPLEX 1 BETA 1 SUBUNIT

Chain B: 14% 59% 23% ..

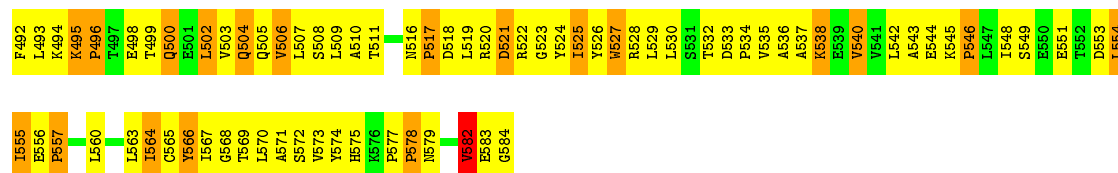


• Molecule 2: ADAPTER-RELATED PROTEIN COMPLEX 1 BETA 1 SUBUNIT

Chain D: 14% 59% 23% ..

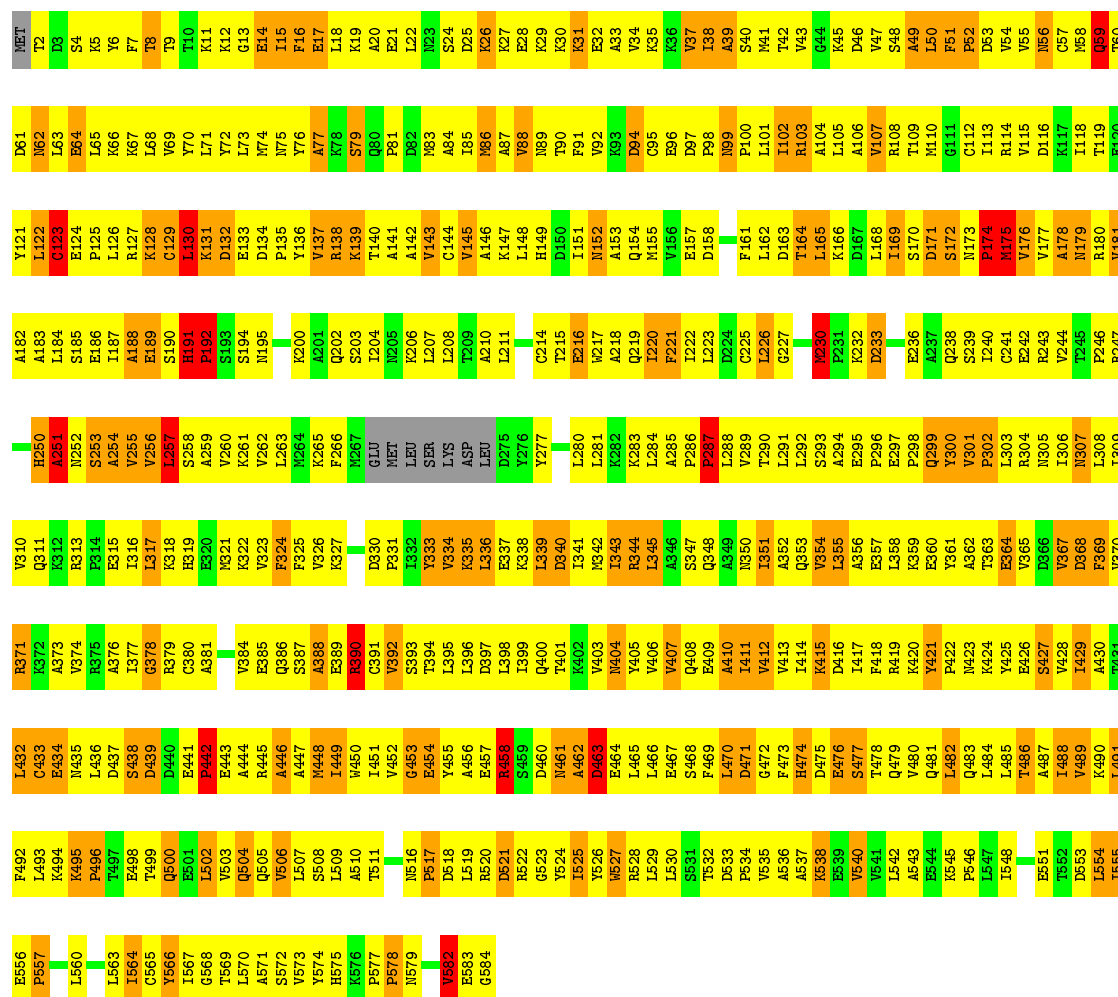






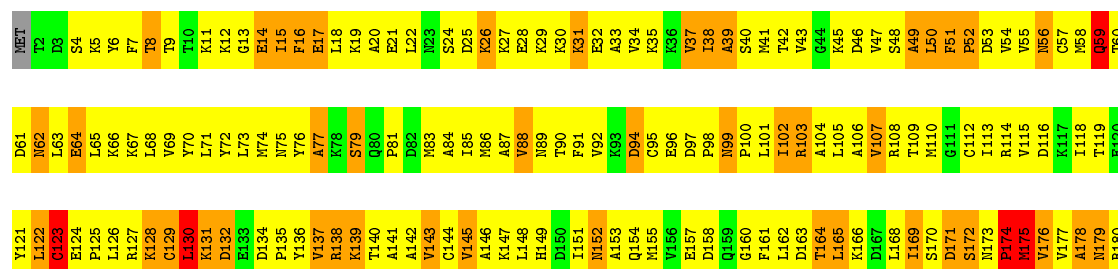
• Molecule 2: ADAPTER-RELATED PROTEIN COMPLEX 1 BETA 1 SUBUNIT

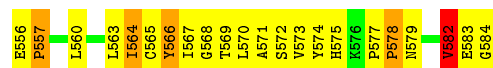
Chain H: 14% 59% 23%



• Molecule 2: ADAPTER-RELATED PROTEIN COMPLEX 1 BETA 1 SUBUNIT

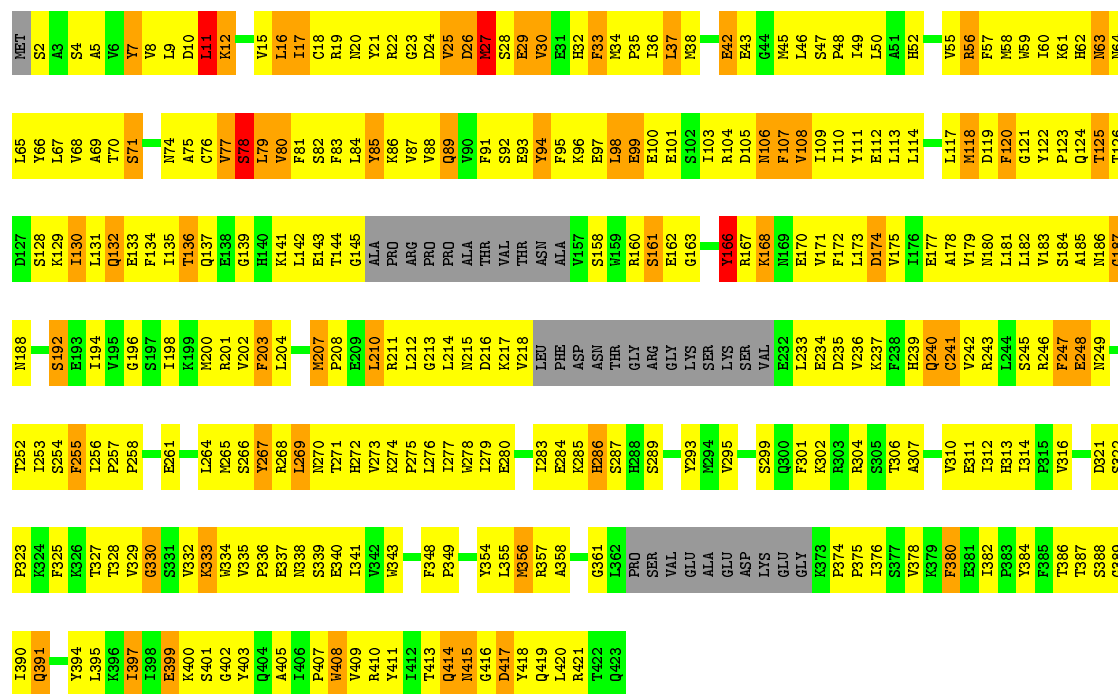
Chain J: 14% 59% 23%






• Molecule 3: ADAPTOR-RELATED PROTEIN COMPLEX 1, MU 1 SUBUNIT

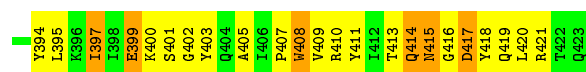
Chain M: 23% 54% 14% 8%



• Molecule 3: ADAPTOR-RELATED PROTEIN COMPLEX 1, MU 1 SUBUNIT

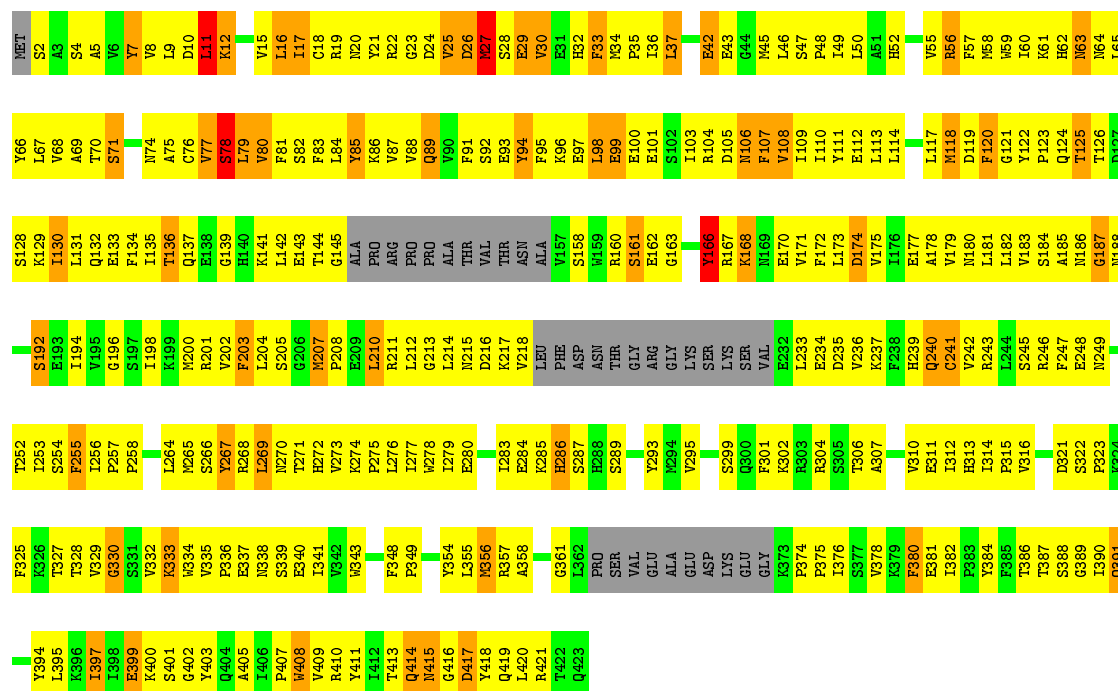
Chain N: 23% 54% 14% 8%






• Molecule 3: ADAPTOR-RELATED PROTEIN COMPLEX 1, MU 1 SUBUNIT


Chain O: 22% 55% 13% 8%



• Molecule 3: ADAPTOR-RELATED PROTEIN COMPLEX 1, MU 1 SUBUNIT

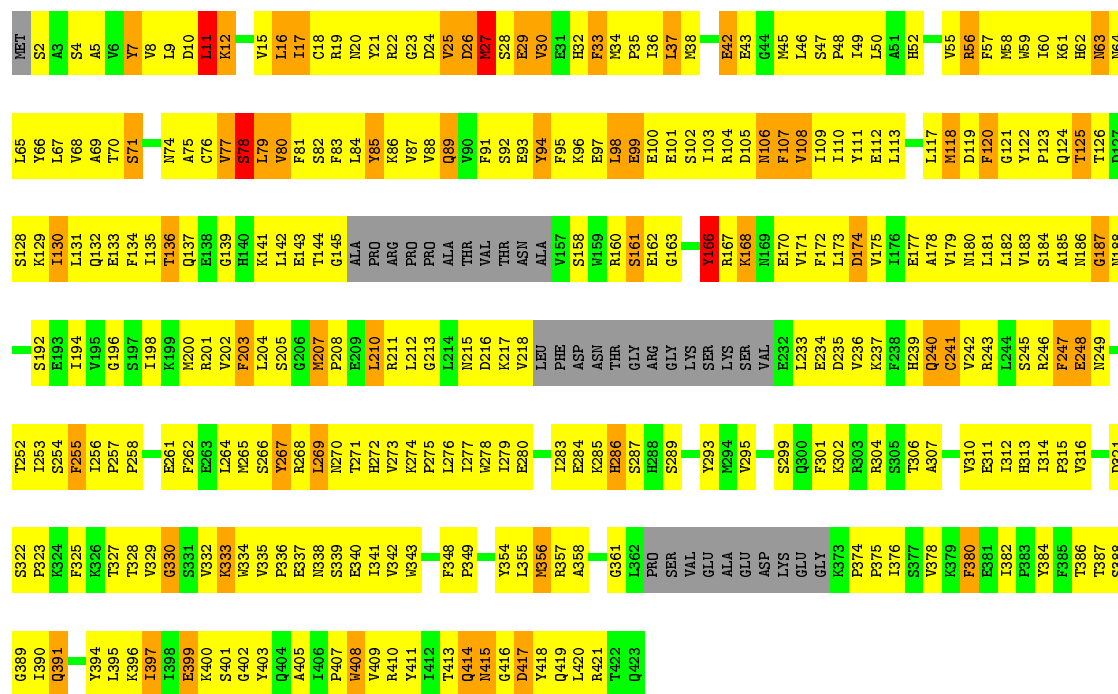
Chain P: 22% 55% 14% 8%





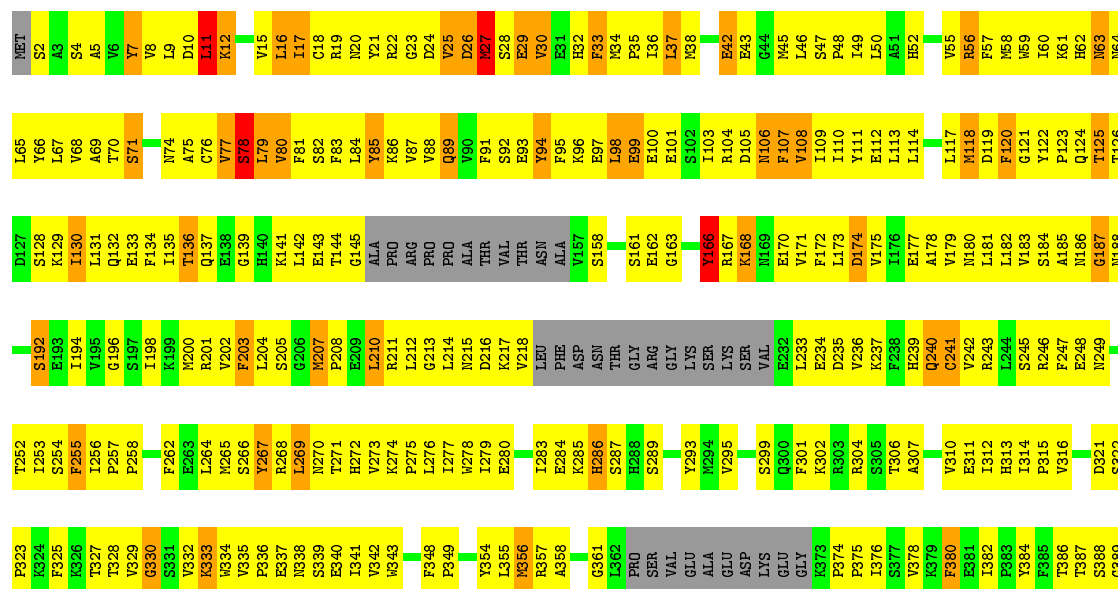
• Molecule 3: ADAPTOR-RELATED PROTEIN COMPLEX 1, MU 1 SUBUNIT


Chain R: 22% 56% 13% 8%



• Molecule 3: ADAPTOR-RELATED PROTEIN COMPLEX 1, MU 1 SUBUNIT

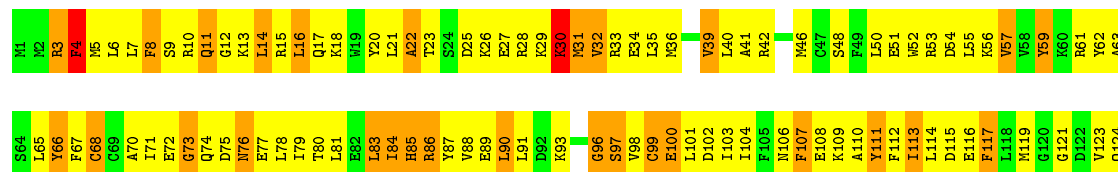
Chain V: 22% 56% 13% 8%





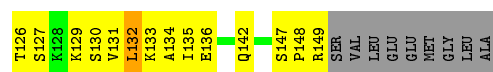
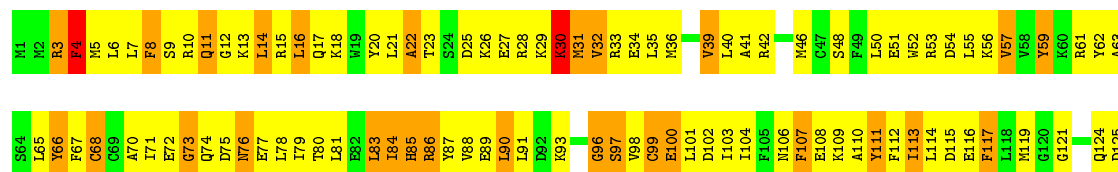
• Molecule 4: ADAPTER-RELATED PROTEIN COMPLEX 1 SIGMA 1A SUBUNIT

Chain Q: 20% 54% 19% 6%



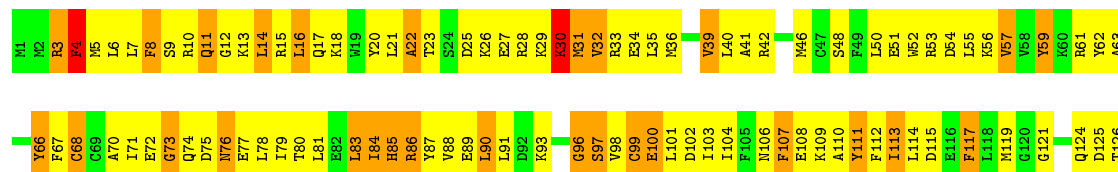
• Molecule 4: ADAPTER-RELATED PROTEIN COMPLEX 1 SIGMA 1A SUBUNIT

Chain S: 22% 53% 18% 6%



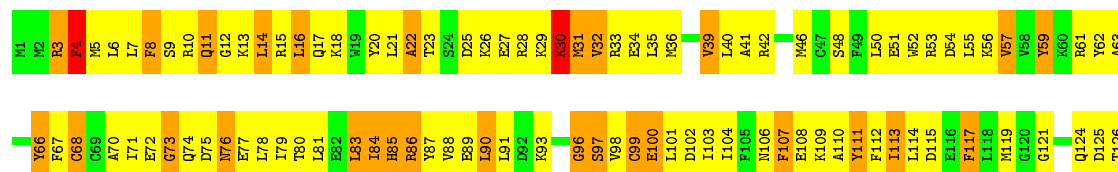
• Molecule 4: ADAPTER-RELATED PROTEIN COMPLEX 1 SIGMA 1A SUBUNIT

Chain T: 22% 53% 18% 6%



• Molecule 4: ADAPTER-RELATED PROTEIN COMPLEX 1 SIGMA 1A SUBUNIT

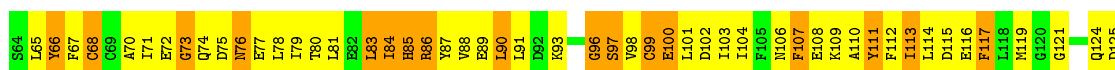
Chain U: 22% 53% 18% 6%






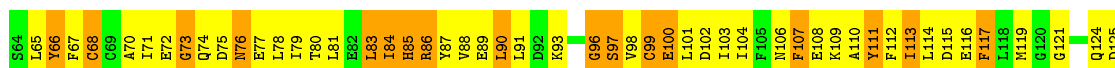
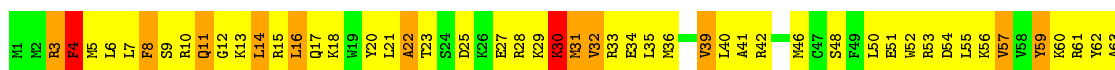
• Molecule 4: ADAPTER-RELATED PROTEIN COMPLEX 1 SIGMA 1A SUBUNIT

Chain W:  22% 53% 18% 6%



• Molecule 4: ADAPTER-RELATED PROTEIN COMPLEX 1 SIGMA 1A SUBUNIT

Chain X:  22% 53% 18% 6%



4 Data and refinement statistics

Xtriage (Phenix) and EDS were not executed - this section will therefore be incomplete.

Property	Value	Source
Space group	P 32 1 2	Depositor
Cell constants a, b, c, α , β , γ	178.14Å 178.14Å 1134.99Å 90.00° 90.00° 120.00°	Depositor
Resolution (Å)	40.00 – 4.00	Depositor
% Data completeness (in resolution range)	78.8 (40.00-4.00)	Depositor
R_{merge}	0.12	Depositor
R_{sym}	(Not available)	Depositor
Refinement program	CNS 1.1	Depositor
R, R_{free}	0.297 , 0.310	Depositor
Estimated twinning fraction	No twinning to report.	Xtriage
Total number of atoms	81744	wwPDB-VP
Average B, all atoms (Å ²)	89.0	wwPDB-VP

5 Model quality ⓘ

5.1 Standard geometry ⓘ

The Z score for a bond length (or angle) is the number of standard deviations the observed value is removed from the expected value. A bond length (or angle) with $|Z| > 5$ is considered an outlier worth inspection. RMSZ is the root-mean-square of all Z scores of the bond lengths (or angles).

Mol	Chain	Bond lengths		Bond angles	
		RMSZ	# $ Z > 5$	RMSZ	# $ Z > 5$
1	A	0.61	1/4728 (0.0%)	0.83	4/6381 (0.1%)
1	C	0.61	1/4728 (0.0%)	0.83	4/6381 (0.1%)
1	E	0.61	1/4728 (0.0%)	0.83	4/6381 (0.1%)
1	G	0.61	1/4728 (0.0%)	0.83	4/6381 (0.1%)
1	I	0.61	1/4728 (0.0%)	0.83	4/6381 (0.1%)
1	K	0.61	1/4728 (0.0%)	0.83	4/6381 (0.1%)
2	B	0.62	0/4630	0.90	11/6278 (0.2%)
2	D	0.63	0/4630	0.90	12/6278 (0.2%)
2	F	0.63	0/4630	0.90	12/6278 (0.2%)
2	H	0.62	0/4630	0.90	12/6278 (0.2%)
2	J	0.62	0/4630	0.90	12/6278 (0.2%)
2	L	0.62	0/4630	0.90	12/6278 (0.2%)
3	M	0.73	1/3237 (0.0%)	0.93	3/4366 (0.1%)
3	N	0.73	1/3237 (0.0%)	0.93	3/4366 (0.1%)
3	O	0.73	1/3237 (0.0%)	0.93	3/4366 (0.1%)
3	P	0.73	1/3237 (0.0%)	0.93	3/4366 (0.1%)
3	R	0.73	1/3237 (0.0%)	0.93	3/4366 (0.1%)
3	V	0.73	1/3237 (0.0%)	0.93	3/4366 (0.1%)
4	Q	0.64	1/1259 (0.1%)	0.75	0/1686
4	S	0.64	1/1259 (0.1%)	0.75	0/1686
4	T	0.64	1/1259 (0.1%)	0.75	0/1686
4	U	0.64	1/1259 (0.1%)	0.75	0/1686
4	W	0.64	1/1259 (0.1%)	0.75	0/1686
4	X	0.64	1/1259 (0.1%)	0.75	0/1686
All	All	0.65	18/83124 (0.0%)	0.87	113/112266 (0.1%)

Chiral center outliers are detected by calculating the chiral volume of a chiral center and verifying if the center is modelled as a planar moiety or with the opposite hand. A planarity outlier is detected by checking planarity of atoms in a peptide group, atoms in a mainchain group or atoms of a sidechain that are expected to be planar.

Mol	Chain	#Chirality outliers	#Planarity outliers
3	M	0	2

Continued on next page...

Continued from previous page...

Mol	Chain	#Chirality outliers	#Planarity outliers
3	N	0	2
3	O	0	2
3	P	0	2
3	R	0	2
3	V	0	2
All	All	0	12

All (18) bond length outliers are listed below:

Mol	Chain	Res	Type	Atoms	Z	Observed(Å)	Ideal(Å)
4	X	68	CYS	CB-SG	-5.94	1.72	1.81
4	Q	68	CYS	CB-SG	-5.92	1.72	1.81
4	W	68	CYS	CB-SG	-5.90	1.72	1.81
4	S	68	CYS	CB-SG	-5.89	1.72	1.81
4	U	68	CYS	CB-SG	-5.87	1.72	1.81
4	T	68	CYS	CB-SG	-5.86	1.72	1.81
1	G	400	CYS	CB-SG	-5.27	1.73	1.81
1	K	400	CYS	CB-SG	-5.27	1.73	1.81
3	N	408	TRP	CB-CG	-5.26	1.40	1.50
3	M	408	TRP	CB-CG	-5.24	1.40	1.50
1	E	400	CYS	CB-SG	-5.24	1.73	1.81
3	V	408	TRP	CB-CG	-5.23	1.40	1.50
1	A	400	CYS	CB-SG	-5.23	1.73	1.81
1	C	400	CYS	CB-SG	-5.23	1.73	1.81
3	O	408	TRP	CB-CG	-5.23	1.40	1.50
3	R	408	TRP	CB-CG	-5.23	1.40	1.50
3	P	408	TRP	CB-CG	-5.22	1.40	1.50
1	I	400	CYS	CB-SG	-5.22	1.73	1.81

All (113) bond angle outliers are listed below:

Mol	Chain	Res	Type	Atoms	Z	Observed(°)	Ideal(°)
2	H	174	PRO	CA-N-CD	-11.26	95.73	111.50
2	B	174	PRO	CA-N-CD	-11.24	95.77	111.50
2	L	174	PRO	CA-N-CD	-11.23	95.78	111.50
2	F	174	PRO	CA-N-CD	-11.22	95.78	111.50
2	J	174	PRO	CA-N-CD	-11.22	95.79	111.50
2	D	174	PRO	CA-N-CD	-11.22	95.79	111.50
2	L	192	PRO	CA-N-CD	-10.85	96.31	111.50
2	F	192	PRO	CA-N-CD	-10.84	96.32	111.50
2	D	192	PRO	CA-N-CD	-10.83	96.34	111.50
2	B	192	PRO	CA-N-CD	-10.82	96.35	111.50

Continued on next page...

Continued from previous page...

Mol	Chain	Res	Type	Atoms	Z	Observed(°)	Ideal(°)
2	J	192	PRO	CA-N-CD	-10.82	96.36	111.50
2	H	192	PRO	CA-N-CD	-10.82	96.36	111.50
2	F	130	LEU	CA-CB-CG	-7.25	98.62	115.30
2	B	130	LEU	CA-CB-CG	-7.25	98.64	115.30
2	H	130	LEU	CA-CB-CG	-7.25	98.64	115.30
2	L	130	LEU	CA-CB-CG	-7.23	98.66	115.30
2	J	130	LEU	CA-CB-CG	-7.23	98.68	115.30
2	D	130	LEU	CA-CB-CG	-7.23	98.68	115.30
2	F	232	LYS	N-CA-C	6.56	128.70	111.00
2	J	232	LYS	N-CA-C	6.55	128.69	111.00
2	D	232	LYS	N-CA-C	6.55	128.68	111.00
2	L	232	LYS	N-CA-C	6.55	128.68	111.00
2	B	232	LYS	N-CA-C	6.55	128.68	111.00
2	H	232	LYS	N-CA-C	6.54	128.65	111.00
1	I	4	PRO	CA-N-CD	-6.43	102.50	111.50
1	K	4	PRO	CA-N-CD	-6.42	102.51	111.50
1	G	4	PRO	CA-N-CD	-6.41	102.52	111.50
1	C	4	PRO	CA-N-CD	-6.41	102.52	111.50
1	A	4	PRO	CA-N-CD	-6.40	102.54	111.50
1	E	171	LEU	N-CA-C	6.40	128.28	111.00
1	K	171	LEU	N-CA-C	6.39	128.25	111.00
1	C	171	LEU	N-CA-C	6.39	128.24	111.00
1	E	4	PRO	CA-N-CD	-6.39	102.56	111.50
1	I	171	LEU	N-CA-C	6.39	128.24	111.00
1	A	171	LEU	N-CA-C	6.38	128.22	111.00
3	O	248	GLU	N-CA-C	6.37	128.19	111.00
2	F	582	VAL	N-CA-C	6.37	128.19	111.00
1	G	171	LEU	N-CA-C	6.36	128.18	111.00
3	N	248	GLU	N-CA-C	6.36	128.18	111.00
3	M	248	GLU	N-CA-C	6.35	128.15	111.00
3	P	248	GLU	N-CA-C	6.35	128.15	111.00
3	V	248	GLU	N-CA-C	6.35	128.13	111.00
2	H	582	VAL	N-CA-C	6.34	128.12	111.00
2	J	582	VAL	N-CA-C	6.34	128.12	111.00
2	D	582	VAL	N-CA-C	6.34	128.12	111.00
3	R	248	GLU	N-CA-C	6.33	128.10	111.00
2	L	582	VAL	N-CA-C	6.32	128.08	111.00
2	F	233	ASP	N-CA-C	6.20	127.73	111.00
2	H	233	ASP	N-CA-C	6.19	127.71	111.00
2	L	233	ASP	N-CA-C	6.19	127.72	111.00
2	B	233	ASP	N-CA-C	6.18	127.69	111.00
2	D	233	ASP	N-CA-C	6.18	127.68	111.00

Continued on next page...

Continued from previous page...

Mol	Chain	Res	Type	Atoms	Z	Observed(°)	Ideal(°)
2	J	233	ASP	N-CA-C	6.17	127.67	111.00
2	D	191	HIS	N-CA-C	6.05	127.34	111.00
2	B	191	HIS	N-CA-C	6.05	127.33	111.00
2	H	191	HIS	N-CA-C	6.05	127.32	111.00
2	F	191	HIS	N-CA-C	6.04	127.32	111.00
2	L	191	HIS	N-CA-C	6.04	127.32	111.00
2	J	191	HIS	N-CA-C	6.03	127.29	111.00
2	J	230	MET	N-CA-C	6.01	127.24	111.00
2	L	230	MET	N-CA-C	6.01	127.24	111.00
2	B	230	MET	N-CA-C	6.00	127.20	111.00
2	H	230	MET	N-CA-C	5.99	127.18	111.00
2	L	214	CYS	N-CA-C	5.99	127.17	111.00
2	D	230	MET	N-CA-C	5.99	127.17	111.00
2	F	230	MET	N-CA-C	5.99	127.16	111.00
2	D	214	CYS	N-CA-C	5.98	127.14	111.00
2	F	214	CYS	N-CA-C	5.98	127.14	111.00
2	B	214	CYS	N-CA-C	5.98	127.14	111.00
2	J	214	CYS	N-CA-C	5.97	127.12	111.00
2	H	214	CYS	N-CA-C	5.97	127.12	111.00
1	I	229	SER	N-CA-C	5.60	126.11	111.00
1	A	229	SER	N-CA-C	5.59	126.09	111.00
1	G	229	SER	N-CA-C	5.59	126.09	111.00
1	E	229	SER	N-CA-C	5.59	126.08	111.00
2	J	191	HIS	C-N-CD	-5.59	108.31	120.60
2	F	191	HIS	C-N-CD	-5.58	108.31	120.60
2	H	191	HIS	C-N-CD	-5.58	108.32	120.60
1	C	229	SER	N-CA-C	5.58	126.07	111.00
1	K	229	SER	N-CA-C	5.58	126.07	111.00
2	L	191	HIS	C-N-CD	-5.57	108.34	120.60
2	B	191	HIS	C-N-CD	-5.57	108.35	120.60
2	D	191	HIS	C-N-CD	-5.56	108.36	120.60
2	L	251	ALA	N-CA-C	5.16	124.94	111.00
1	C	150	ASN	N-CA-C	-5.16	97.07	111.00
1	A	150	ASN	N-CA-C	-5.15	97.09	111.00
1	E	150	ASN	N-CA-C	-5.15	97.10	111.00
1	G	150	ASN	N-CA-C	-5.15	97.10	111.00
2	B	251	ALA	N-CA-C	5.14	124.89	111.00
2	D	251	ALA	N-CA-C	5.14	124.89	111.00
1	K	150	ASN	N-CA-C	-5.14	97.11	111.00
1	I	150	ASN	N-CA-C	-5.14	97.12	111.00
2	F	251	ALA	N-CA-C	5.14	124.87	111.00
2	J	251	ALA	N-CA-C	5.13	124.86	111.00

Continued on next page...

Continued from previous page...

Mol	Chain	Res	Type	Atoms	Z	Observed(°)	Ideal(°)
3	R	408	TRP	CB-CA-C	-5.13	100.14	110.40
2	L	232	LYS	CA-C-N	5.13	128.48	117.20
2	H	251	ALA	N-CA-C	5.13	124.84	111.00
3	P	408	TRP	CB-CA-C	-5.12	100.16	110.40
3	N	408	TRP	CB-CA-C	-5.12	100.16	110.40
3	O	408	TRP	CB-CA-C	-5.12	100.16	110.40
2	B	232	LYS	CA-C-N	5.11	128.44	117.20
3	M	408	TRP	CB-CA-C	-5.11	100.19	110.40
2	J	232	LYS	CA-C-N	5.11	128.43	117.20
2	D	232	LYS	CA-C-N	5.10	128.43	117.20
3	V	408	TRP	CB-CA-C	-5.10	100.21	110.40
2	F	232	LYS	CA-C-N	5.09	128.41	117.20
2	H	232	LYS	CA-C-N	5.09	128.41	117.20
3	V	391	GLN	N-CA-C	-5.08	97.28	111.00
3	N	391	GLN	N-CA-C	-5.07	97.30	111.00
3	P	391	GLN	N-CA-C	-5.07	97.31	111.00
3	M	391	GLN	N-CA-C	-5.07	97.32	111.00
3	O	391	GLN	N-CA-C	-5.06	97.33	111.00
3	R	391	GLN	N-CA-C	-5.06	97.34	111.00

There are no chirality outliers.

All (12) planarity outliers are listed below:

Mol	Chain	Res	Type	Group
3	M	166	TYR	Sidechain
3	M	85	TYR	Sidechain
3	N	166	TYR	Sidechain
3	N	85	TYR	Sidechain
3	O	166	TYR	Sidechain
3	O	85	TYR	Sidechain
3	P	166	TYR	Sidechain
3	P	85	TYR	Sidechain
3	R	166	TYR	Sidechain
3	R	85	TYR	Sidechain
3	V	166	TYR	Sidechain
3	V	85	TYR	Sidechain

5.2 Too-close contacts

In the following table, the Non-H and H(model) columns list the number of non-hydrogen atoms and hydrogen atoms in the chain respectively. The H(added) column lists the number of hydrogen

atoms added and optimized by MolProbity. The Clashes column lists the number of clashes within the asymmetric unit, whereas Symm-Clashes lists symmetry related clashes.

Mol	Chain	Non-H	H(model)	H(added)	Clashes	Symm-Clashes
1	A	4663	0	4792	832	0
1	C	4663	0	4792	817	6
1	E	4663	0	4792	826	12
1	G	4663	0	4792	824	0
1	I	4663	0	4792	816	7
1	K	4663	0	4792	819	12
2	B	4558	0	4674	867	0
2	D	4558	0	4674	877	0
2	F	4558	0	4674	874	3
2	H	4558	0	4674	876	0
2	J	4558	0	4674	876	0
2	L	4558	0	4674	861	4
3	M	3166	0	3178	431	0
3	N	3166	0	3178	432	0
3	O	3166	0	3178	422	0
3	P	3166	0	3178	436	0
3	R	3166	0	3178	434	0
3	V	3166	0	3178	419	0
4	Q	1237	0	1261	227	0
4	S	1237	0	1261	217	0
4	T	1237	0	1261	221	0
4	U	1237	0	1261	216	0
4	W	1237	0	1261	225	0
4	X	1237	0	1261	221	0
All	All	81744	0	83430	13624	22

The all-atom clashscore is defined as the number of clashes found per 1000 atoms (including hydrogen atoms). The all-atom clashscore for this structure is 82.

All (13624) close contacts within the same asymmetric unit are listed below, sorted by their clash magnitude.

Atom-1	Atom-2	Interatomic distance (Å)	Clash overlap (Å)
1:E:488:VAL:HA	1:E:500:VAL:HG11	1.20	1.19
1:A:482:GLU:HB3	1:A:584:MET:SD	1.83	1.18
1:E:482:GLU:HB3	1:E:584:MET:SD	1.83	1.18
1:K:482:GLU:HB3	1:K:584:MET:SD	1.83	1.17
1:G:482:GLU:HB3	1:G:584:MET:SD	1.83	1.17
1:I:482:GLU:HB3	1:I:584:MET:SD	1.83	1.16
1:C:482:GLU:HB3	1:C:584:MET:SD	1.83	1.16

Continued on next page...

Continued from previous page...

Atom-1	Atom-2	Interatomic distance (Å)	Clash overlap (Å)
1:K:488:VAL:HA	1:K:500:VAL:HG11	1.20	1.15
1:C:488:VAL:HA	1:C:500:VAL:HG11	1.20	1.14
2:J:130:LEU:HD21	2:J:141:ALA:HB3	1.26	1.14
2:L:130:LEU:HD21	2:L:141:ALA:HB3	1.26	1.14
3:O:98:LEU:HD22	3:O:98:LEU:H	1.10	1.13
1:I:488:VAL:HA	1:I:500:VAL:HG11	1.20	1.13
3:M:98:LEU:HD22	3:M:98:LEU:H	1.10	1.13
2:B:130:LEU:HD21	2:B:141:ALA:HB3	1.26	1.13
2:H:130:LEU:HD21	2:H:141:ALA:HB3	1.26	1.11
3:R:98:LEU:H	3:R:98:LEU:HD22	1.10	1.11
4:T:11:GLN:H	4:T:11:GLN:NE2	1.49	1.11
2:D:162:LEU:HA	2:D:165:LEU:HD12	1.32	1.11
1:A:488:VAL:HA	1:A:500:VAL:HG11	1.20	1.11
4:S:11:GLN:H	4:S:11:GLN:NE2	1.49	1.11
2:D:130:LEU:HD21	2:D:141:ALA:HB3	1.26	1.10
2:J:162:LEU:HA	2:J:165:LEU:HD12	1.32	1.10
3:P:98:LEU:HD22	3:P:98:LEU:H	1.10	1.10
4:Q:11:GLN:H	4:Q:11:GLN:NE2	1.49	1.10
1:G:488:VAL:HA	1:G:500:VAL:HG11	1.20	1.10
1:K:390:ASP:HA	1:K:428:THR:HG21	1.34	1.09
1:E:390:ASP:HA	1:E:428:THR:HG21	1.34	1.09
2:L:162:LEU:HA	2:L:165:LEU:HD12	1.32	1.09
3:N:11:LEU:HD12	3:N:11:LEU:H	1.16	1.09
4:X:11:GLN:H	4:X:11:GLN:NE2	1.49	1.08
1:I:390:ASP:HA	1:I:428:THR:HG21	1.34	1.08
1:I:135:CYS:HB3	1:I:164:VAL:HG13	1.36	1.08
2:F:130:LEU:HD21	2:F:141:ALA:HB3	1.26	1.08
1:G:135:CYS:HB3	1:G:164:VAL:HG13	1.36	1.08
2:F:162:LEU:HA	2:F:165:LEU:HD12	1.32	1.08
4:W:11:GLN:NE2	4:W:11:GLN:H	1.49	1.08
3:M:11:LEU:HD12	3:M:11:LEU:H	1.16	1.08
4:U:11:GLN:H	4:U:11:GLN:NE2	1.49	1.08
1:E:6:ARG:HD3	3:M:337:GLU:HG2	1.36	1.07
3:N:98:LEU:HD22	3:N:98:LEU:H	1.10	1.07
1:E:135:CYS:HB3	1:E:164:VAL:HG13	1.36	1.07
1:A:390:ASP:HA	1:A:428:THR:HG21	1.34	1.07
1:K:135:CYS:HB3	1:K:164:VAL:HG13	1.36	1.07
3:V:98:LEU:HD22	3:V:98:LEU:H	1.10	1.06
2:L:298:PRO:O	2:L:302:PRO:HD2	1.56	1.06
2:H:162:LEU:HA	2:H:165:LEU:HD12	1.32	1.06
2:F:298:PRO:O	2:F:302:PRO:HD2	1.56	1.06

Continued on next page...

Continued from previous page...

Atom-1	Atom-2	Interatomic distance (Å)	Clash overlap (Å)
3:O:106:ASN:HB3	3:O:109:ILE:HD11	1.37	1.06
3:V:106:ASN:HB3	3:V:109:ILE:HD11	1.37	1.06
3:R:106:ASN:HB3	3:R:109:ILE:HD11	1.37	1.06
2:H:450:TRP:HB2	2:H:483:GLN:HG2	1.37	1.06
3:O:11:LEU:H	3:O:11:LEU:HD12	1.16	1.06
2:H:387:SER:HA	2:H:390:ARG:HD2	1.38	1.06
1:I:422:ILE:O	1:I:425:VAL:HG12	1.56	1.05
2:J:450:TRP:HB2	2:J:483:GLN:HG2	1.37	1.05
1:C:390:ASP:HA	1:C:428:THR:HG21	1.34	1.05
1:C:135:CYS:HB3	1:C:164:VAL:HG13	1.36	1.05
1:A:422:ILE:O	1:A:425:VAL:HG12	1.56	1.05
2:L:387:SER:HA	2:L:390:ARG:HD2	1.38	1.05
2:L:450:TRP:HB2	2:L:483:GLN:HG2	1.37	1.05
1:G:422:ILE:O	1:G:425:VAL:HG12	1.56	1.05
2:H:60:THR:HG22	2:H:61:ASP:H	1.21	1.05
3:P:11:LEU:H	3:P:11:LEU:HD12	1.16	1.05
3:M:106:ASN:HB3	3:M:109:ILE:HD11	1.37	1.05
3:N:106:ASN:HB3	3:N:109:ILE:HD11	1.37	1.05
2:D:298:PRO:O	2:D:302:PRO:HD2	1.56	1.05
3:V:11:LEU:H	3:V:11:LEU:HD12	1.16	1.05
2:F:347:SER:N	2:F:350:ASN:HD22	1.55	1.05
2:B:298:PRO:O	2:B:302:PRO:HD2	1.56	1.04
2:F:60:THR:HG22	2:F:61:ASP:H	1.21	1.04
1:K:498:ILE:HG22	1:K:499:GLN:H	1.22	1.04
1:K:562:ARG:HB3	1:K:566:TYR:HE1	1.22	1.04
3:R:11:LEU:H	3:R:11:LEU:HD12	1.16	1.04
1:A:135:CYS:HB3	1:A:164:VAL:HG13	1.36	1.04
1:C:422:ILE:O	1:C:425:VAL:HG12	1.56	1.04
2:J:298:PRO:O	2:J:302:PRO:HD2	1.56	1.04
1:A:468:SER:O	1:A:469:GLN:HB2	1.58	1.04
1:E:422:ILE:O	1:E:425:VAL:HG12	1.56	1.04
2:F:450:TRP:HB2	2:F:483:GLN:HG2	1.37	1.04
2:J:347:SER:N	2:J:350:ASN:HD22	1.55	1.04
2:B:450:TRP:HB2	2:B:483:GLN:HG2	1.37	1.03
1:G:390:ASP:HA	1:G:428:THR:HG21	1.34	1.03
1:K:422:ILE:O	1:K:425:VAL:HG12	1.56	1.03
2:H:298:PRO:O	2:H:302:PRO:HD2	1.56	1.03
2:D:60:THR:HG22	2:D:61:ASP:H	1.21	1.03
1:A:498:ILE:HG22	1:A:499:GLN:H	1.22	1.03
2:B:347:SER:N	2:B:350:ASN:HD22	1.55	1.03
1:E:468:SER:O	1:E:469:GLN:HB2	1.58	1.03

Continued on next page...

Continued from previous page...

Atom-1	Atom-2	Interatomic distance (Å)	Clash overlap (Å)
1:G:562:ARG:HB3	1:G:566:TYR:HE1	1.22	1.03
2:B:162:LEU:HA	2:B:165:LEU:HD12	1.32	1.03
1:E:138:LEU:HD22	1:E:138:LEU:H	1.23	1.03
2:D:387:SER:HA	2:D:390:ARG:HD2	1.38	1.03
1:I:498:ILE:HG22	1:I:499:GLN:H	1.22	1.03
1:G:498:ILE:HG22	1:G:499:GLN:H	1.22	1.02
1:A:438:VAL:HB	1:A:439:PRO:HD3	1.41	1.02
1:A:562:ARG:HE	2:B:522:ARG:HD2	1.23	1.02
1:E:438:VAL:HB	1:E:439:PRO:HD3	1.41	1.02
1:I:562:ARG:HB3	1:I:566:TYR:HE1	1.22	1.02
1:C:468:SER:O	1:C:469:GLN:HB2	1.58	1.02
2:B:387:SER:HA	2:B:390:ARG:HD2	1.38	1.02
2:F:387:SER:HA	2:F:390:ARG:HD2	1.38	1.02
1:A:562:ARG:HB3	1:A:566:TYR:HE1	1.22	1.02
2:B:255:VAL:HG23	2:B:256:VAL:H	1.25	1.02
2:D:347:SER:N	2:D:350:ASN:HD22	1.55	1.02
1:K:438:VAL:HB	1:K:439:PRO:HD3	1.41	1.02
2:B:60:THR:HG22	2:B:61:ASP:H	1.21	1.02
1:K:138:LEU:HD22	1:K:138:LEU:H	1.23	1.02
2:H:255:VAL:HG23	2:H:256:VAL:H	1.25	1.01
2:L:347:SER:N	2:L:350:ASN:HD22	1.55	1.01
1:I:468:SER:O	1:I:469:GLN:HB2	1.58	1.01
2:H:347:SER:N	2:H:350:ASN:HD22	1.55	1.01
3:P:106:ASN:HB3	3:P:109:ILE:HD11	1.37	1.01
1:I:138:LEU:H	1:I:138:LEU:HD22	1.23	1.01
1:E:498:ILE:HG22	1:E:499:GLN:H	1.22	1.01
1:G:438:VAL:HB	1:G:439:PRO:HD3	1.41	1.01
1:C:562:ARG:HB3	1:C:566:TYR:HE1	1.22	1.01
2:J:60:THR:HG22	2:J:61:ASP:H	1.21	1.01
2:D:450:TRP:HB2	2:D:483:GLN:HG2	1.37	1.00
1:A:138:LEU:HD22	1:A:138:LEU:H	1.23	1.00
1:E:562:ARG:HB3	1:E:566:TYR:HE1	1.22	1.00
2:L:60:THR:HG22	2:L:61:ASP:H	1.21	1.00
1:I:562:ARG:HE	2:J:522:ARG:HD2	1.23	1.00
2:B:190:SER:O	2:B:192:PRO:HD2	1.61	1.00
2:F:569:THR:HG23	3:O:74:ASN:OD1	1.61	1.00
1:G:562:ARG:HE	2:H:522:ARG:HD2	1.23	1.00
1:K:468:SER:O	1:K:469:GLN:HB2	1.58	1.00
2:B:569:THR:HG23	3:M:74:ASN:OD1	1.61	1.00
2:F:190:SER:O	2:F:192:PRO:HD2	1.61	1.00
2:L:496:PRO:HB2	2:L:499:THR:HG23	1.44	0.99

Continued on next page...

Continued from previous page...

Atom-1	Atom-2	Interatomic distance (Å)	Clash overlap (Å)
2:H:496:PRO:HB2	2:H:499:THR:HG23	1.43	0.99
2:J:387:SER:HA	2:J:390:ARG:HD2	1.38	0.99
1:C:438:VAL:HB	1:C:439:PRO:HD3	1.41	0.99
3:M:11:LEU:N	3:M:11:LEU:HD12	1.77	0.99
2:H:190:SER:O	2:H:192:PRO:HD2	1.61	0.99
2:L:190:SER:O	2:L:192:PRO:HD2	1.61	0.99
1:I:438:VAL:HB	1:I:439:PRO:HD3	1.41	0.99
2:D:190:SER:O	2:D:192:PRO:HD2	1.61	0.99
1:C:138:LEU:HD22	1:C:138:LEU:H	1.23	0.99
2:F:285:ALA:HB3	2:F:286:PRO:HD3	1.45	0.99
2:L:299:GLN:O	2:L:302:PRO:HG2	1.63	0.99
2:D:285:ALA:HB3	2:D:286:PRO:HD3	1.45	0.99
1:G:468:SER:O	1:G:469:GLN:HB2	1.58	0.99
1:K:562:ARG:HE	2:L:522:ARG:HD2	1.23	0.99
2:L:255:VAL:HG23	2:L:256:VAL:H	1.25	0.99
2:H:569:THR:HG23	3:P:74:ASN:OD1	1.61	0.99
1:C:562:ARG:HE	2:D:522:ARG:HD2	1.23	0.98
1:G:138:LEU:HD22	1:G:138:LEU:H	1.23	0.98
2:F:255:VAL:HG23	2:F:256:VAL:H	1.25	0.98
1:C:498:ILE:HG22	1:C:499:GLN:H	1.22	0.98
1:E:562:ARG:HE	2:F:522:ARG:HD2	1.23	0.98
2:J:496:PRO:HB2	2:J:499:THR:HG23	1.43	0.98
2:J:190:SER:O	2:J:192:PRO:HD2	1.61	0.98
2:D:569:THR:HG23	3:N:74:ASN:OD1	1.61	0.98
2:F:496:PRO:HB2	2:F:499:THR:HG23	1.43	0.98
2:F:35:LYS:HA	2:F:38:ILE:HD11	1.45	0.98
4:X:127:SER:HB3	4:X:130:SER:HB2	1.46	0.98
2:D:35:LYS:HA	2:D:38:ILE:HD11	1.45	0.98
2:F:299:GLN:O	2:F:302:PRO:HG2	1.63	0.98
2:J:569:THR:HG23	3:R:74:ASN:OD1	1.61	0.98
2:D:299:GLN:O	2:D:302:PRO:HG2	1.63	0.98
4:W:127:SER:HB3	4:W:130:SER:HB2	1.45	0.98
2:D:496:PRO:HB2	2:D:499:THR:HG23	1.43	0.98
4:Q:127:SER:HB3	4:Q:130:SER:HB2	1.46	0.98
2:J:255:VAL:HG23	2:J:256:VAL:H	1.25	0.98
2:J:299:GLN:O	2:J:302:PRO:HG2	1.63	0.98
2:B:299:GLN:O	2:B:302:PRO:HG2	1.63	0.98
2:B:35:LYS:HA	2:B:38:ILE:HD11	1.45	0.98
2:D:255:VAL:HG23	2:D:256:VAL:H	1.25	0.98
3:P:312:ILE:HA	3:P:378:VAL:HG12	1.46	0.98
4:U:48:SER:HA	4:U:59:TYR:HE2	1.28	0.98

Continued on next page...

Continued from previous page...

Atom-1	Atom-2	Interatomic distance (Å)	Clash overlap (Å)
4:T:48:SER:HA	4:T:59:TYR:HE2	1.28	0.98
3:O:11:LEU:HD12	3:O:11:LEU:N	1.77	0.97
2:D:566:TYR:O	2:D:569:THR:HB	1.65	0.97
2:L:569:THR:HG23	3:V:74:ASN:OD1	1.61	0.97
4:W:48:SER:HA	4:W:59:TYR:HE2	1.27	0.97
3:N:11:LEU:HD12	3:N:11:LEU:N	1.77	0.97
3:R:312:ILE:HA	3:R:378:VAL:HG12	1.46	0.97
3:R:11:LEU:N	3:R:11:LEU:HD12	1.77	0.97
2:L:566:TYR:O	2:L:569:THR:HB	1.65	0.97
1:G:71:LEU:HA	1:G:74:ILE:HD13	1.46	0.97
1:K:71:LEU:HA	1:K:74:ILE:HD13	1.46	0.97
1:E:71:LEU:HA	1:E:74:ILE:HD13	1.46	0.97
2:B:285:ALA:HB3	2:B:286:PRO:HD3	1.45	0.97
4:X:48:SER:HA	4:X:59:TYR:HE2	1.28	0.97
3:O:312:ILE:HA	3:O:378:VAL:HG12	1.46	0.97
3:V:312:ILE:HA	3:V:378:VAL:HG12	1.46	0.97
2:B:496:PRO:HB2	2:B:499:THR:HG23	1.43	0.97
2:J:566:TYR:O	2:J:569:THR:HB	1.65	0.97
2:H:285:ALA:HB3	2:H:286:PRO:HD3	1.45	0.97
4:T:127:SER:HB3	4:T:130:SER:HB2	1.45	0.96
4:S:48:SER:HA	4:S:59:TYR:HE2	1.28	0.96
3:P:11:LEU:HD12	3:P:11:LEU:N	1.77	0.96
2:B:566:TYR:O	2:B:569:THR:HB	1.65	0.96
3:M:312:ILE:HA	3:M:378:VAL:HG12	1.46	0.96
2:L:285:ALA:HB3	2:L:286:PRO:HD3	1.45	0.96
4:U:127:SER:HB3	4:U:130:SER:HB2	1.46	0.96
4:S:127:SER:HB3	4:S:130:SER:HB2	1.46	0.96
3:N:278:TRP:HD1	3:N:279:ILE:H	1.14	0.96
2:F:566:TYR:O	2:F:569:THR:HB	1.65	0.96
2:H:299:GLN:O	2:H:302:PRO:HG2	1.63	0.96
1:C:71:LEU:HA	1:C:74:ILE:HD13	1.46	0.96
2:H:154:GLN:HB3	2:H:158:ASP:OD2	1.65	0.96
3:M:278:TRP:HD1	3:M:279:ILE:H	1.14	0.96
1:E:68:LEU:HG	1:E:69:GLU:H	1.30	0.96
2:H:35:LYS:HA	2:H:38:ILE:HD11	1.45	0.96
4:U:76:ASN:C	4:U:76:ASN:HD22	1.69	0.96
2:H:494:LYS:C	2:H:496:PRO:HD3	1.86	0.95
2:F:347:SER:H	2:F:350:ASN:HD22	1.11	0.95
2:H:566:TYR:O	2:H:569:THR:HB	1.65	0.95
3:V:11:LEU:N	3:V:11:LEU:HD12	1.77	0.95
2:F:154:GLN:HB3	2:F:158:ASP:OD2	1.65	0.95

Continued on next page...

Continued from previous page...

Atom-1	Atom-2	Interatomic distance (Å)	Clash overlap (Å)
2:D:154:GLN:HB3	2:D:158:ASP:OD2	1.65	0.95
2:F:494:LYS:C	2:F:496:PRO:HD3	1.86	0.95
2:L:494:LYS:C	2:L:496:PRO:HD3	1.86	0.95
2:D:494:LYS:C	2:D:496:PRO:HD3	1.86	0.95
1:A:71:LEU:HA	1:A:74:ILE:HD13	1.46	0.95
3:O:314:ILE:HB	3:O:341:ILE:HG23	1.49	0.95
3:P:278:TRP:HD1	3:P:279:ILE:H	1.14	0.95
2:B:494:LYS:C	2:B:496:PRO:HD3	1.86	0.95
2:L:323:VAL:HG23	2:L:324:PHE:HD1	1.32	0.95
2:J:285:ALA:HB3	2:J:286:PRO:HD3	1.45	0.95
2:J:154:GLN:HB3	2:J:158:ASP:OD2	1.65	0.95
2:B:323:VAL:HG23	2:B:324:PHE:HD1	1.32	0.95
2:B:154:GLN:HB3	2:B:158:ASP:OD2	1.65	0.95
4:Q:48:SER:HA	4:Q:59:TYR:HE2	1.28	0.95
1:I:68:LEU:HG	1:I:69:GLU:H	1.30	0.95
2:F:288:LEU:O	2:F:291:LEU:HB3	1.67	0.95
2:B:216:GLU:HB2	2:B:217:TRP:CE3	2.02	0.94
2:F:216:GLU:HB2	2:F:217:TRP:CE3	2.02	0.94
2:F:295:GLU:O	2:F:298:PRO:HD2	1.68	0.94
2:D:288:LEU:O	2:D:291:LEU:HB3	1.67	0.94
3:V:314:ILE:HB	3:V:341:ILE:HG23	1.49	0.94
4:W:76:ASN:HD22	4:W:76:ASN:C	1.70	0.94
2:H:288:LEU:O	2:H:291:LEU:HB3	1.67	0.94
3:O:278:TRP:HD1	3:O:279:ILE:H	1.14	0.94
2:J:478:THR:HA	2:J:481:GLN:HE21	1.33	0.94
1:G:68:LEU:HG	1:G:69:GLU:H	1.30	0.94
2:B:288:LEU:O	2:B:291:LEU:HB3	1.67	0.94
2:L:478:THR:HA	2:L:481:GLN:HE21	1.33	0.94
2:J:216:GLU:HB2	2:J:217:TRP:CE3	2.02	0.94
2:F:297:GLU:HB3	3:O:81:PHE:CE2	2.02	0.94
2:L:297:GLU:HB3	3:V:81:PHE:CE2	2.02	0.94
2:L:154:GLN:HB3	2:L:158:ASP:OD2	1.65	0.94
1:A:532:LYS:HB3	1:A:536:ARG:NH1	1.83	0.94
2:J:115:VAL:O	2:J:118:ILE:HG22	1.68	0.94
2:L:166:LYS:HA	2:L:169:ILE:HD12	1.50	0.94
2:H:115:VAL:O	2:H:118:ILE:HG22	1.68	0.94
2:D:216:GLU:HB2	2:D:217:TRP:CE3	2.02	0.94
4:Q:76:ASN:HD22	4:Q:76:ASN:C	1.69	0.94
2:F:115:VAL:O	2:F:118:ILE:HG22	1.68	0.94
2:L:347:SER:H	2:L:350:ASN:HD22	1.11	0.94
2:B:297:GLU:HB3	3:M:81:PHE:CE2	2.02	0.94

Continued on next page...

Continued from previous page...

Atom-1	Atom-2	Interatomic distance (Å)	Clash overlap (Å)
2:D:297:GLU:HB3	3:N:81:PHE:CE2	2.02	0.94
2:F:323:VAL:HG23	2:F:324:PHE:HD1	1.32	0.94
3:N:314:ILE:HB	3:N:341:ILE:HG23	1.49	0.94
3:M:299:SER:HB3	3:M:348:PHE:HE2	1.32	0.94
2:J:494:LYS:C	2:J:496:PRO:HD3	1.86	0.94
2:J:141:ALA:HA	2:J:144:CYS:SG	2.08	0.94
2:L:115:VAL:O	2:L:118:ILE:HG22	1.68	0.94
3:O:19:ARG:HD3	3:O:20:ASN:H	1.33	0.94
2:H:323:VAL:HG23	2:H:324:PHE:HD1	1.32	0.94
2:H:141:ALA:HA	2:H:144:CYS:SG	2.08	0.94
2:D:295:GLU:O	2:D:298:PRO:HD2	1.68	0.94
1:K:68:LEU:HG	1:K:69:GLU:H	1.30	0.94
2:L:35:LYS:HA	2:L:38:ILE:HD11	1.45	0.94
2:F:478:THR:HA	2:F:481:GLN:HE21	1.33	0.93
1:K:532:LYS:HB3	1:K:536:ARG:NH1	1.83	0.93
2:J:35:LYS:HA	2:J:38:ILE:HD11	1.45	0.93
3:N:19:ARG:HD3	3:N:20:ASN:H	1.33	0.93
2:J:323:VAL:HG23	2:J:324:PHE:HD1	1.32	0.93
2:L:216:GLU:HB2	2:L:217:TRP:CE3	2.02	0.93
2:H:295:GLU:O	2:H:298:PRO:HD2	1.68	0.93
2:D:141:ALA:HA	2:D:144:CYS:SG	2.08	0.93
2:B:115:VAL:O	2:B:118:ILE:HG22	1.68	0.93
2:D:115:VAL:O	2:D:118:ILE:HG22	1.68	0.93
3:N:312:ILE:HA	3:N:378:VAL:HG12	1.46	0.93
1:I:71:LEU:HA	1:I:74:ILE:HD13	1.46	0.93
2:J:297:GLU:HB3	3:R:81:PHE:CE2	2.02	0.93
2:L:288:LEU:O	2:L:291:LEU:HB3	1.67	0.93
3:O:98:LEU:HD22	3:O:98:LEU:N	1.84	0.93
2:B:347:SER:H	2:B:350:ASN:HD22	1.11	0.93
3:R:299:SER:HB3	3:R:348:PHE:HE2	1.32	0.93
2:J:295:GLU:O	2:J:298:PRO:HD2	1.68	0.93
3:M:98:LEU:N	3:M:98:LEU:HD22	1.84	0.93
2:B:141:ALA:HA	2:B:144:CYS:SG	2.08	0.93
1:C:68:LEU:HG	1:C:69:GLU:H	1.31	0.93
3:R:19:ARG:HD3	3:R:20:ASN:H	1.33	0.93
4:X:76:ASN:C	4:X:76:ASN:HD22	1.69	0.93
2:H:297:GLU:HB3	3:P:81:PHE:CE2	2.03	0.93
2:D:491:LEU:HD12	2:D:492:PHE:N	1.84	0.93
2:H:216:GLU:HB2	2:H:217:TRP:CE3	2.02	0.93
2:F:141:ALA:HA	2:F:144:CYS:SG	2.08	0.93
1:I:532:LYS:HB3	1:I:536:ARG:NH1	1.83	0.93

Continued on next page...

Continued from previous page...

Atom-1	Atom-2	Interatomic distance (Å)	Clash overlap (Å)
2:L:141:ALA:HA	2:L:144:CYS:SG	2.08	0.93
2:B:166:LYS:HA	2:B:169:ILE:HD12	1.50	0.93
3:P:299:SER:HB3	3:P:348:PHE:HE2	1.32	0.93
2:D:323:VAL:HG23	2:D:324:PHE:HD1	1.32	0.93
2:J:491:LEU:HD12	2:J:492:PHE:N	1.84	0.93
2:H:331:PRO:HD2	2:H:334:VAL:HG21	1.51	0.93
3:R:171:VAL:HG13	3:R:202:VAL:HG22	1.51	0.93
3:V:171:VAL:HG13	3:V:202:VAL:HG22	1.51	0.93
3:P:314:ILE:HB	3:P:341:ILE:HG23	1.49	0.93
2:H:478:THR:HA	2:H:481:GLN:HE21	1.33	0.92
2:B:295:GLU:O	2:B:298:PRO:HD2	1.68	0.92
3:R:314:ILE:HB	3:R:341:ILE:HG23	1.49	0.92
2:F:166:LYS:HA	2:F:169:ILE:HD12	1.50	0.92
2:D:331:PRO:HD2	2:D:334:VAL:HG21	1.51	0.92
2:B:488:ILE:HG21	2:B:506:VAL:HG21	1.50	0.92
2:D:478:THR:HA	2:D:481:GLN:HE21	1.33	0.92
3:V:19:ARG:HD3	3:V:20:ASN:H	1.33	0.92
2:J:288:LEU:O	2:J:291:LEU:HB3	1.67	0.92
3:R:278:TRP:HD1	3:R:279:ILE:H	1.14	0.92
2:F:488:ILE:HG21	2:F:506:VAL:HG21	1.50	0.92
3:M:19:ARG:HD3	3:M:20:ASN:H	1.33	0.92
4:S:76:ASN:HD22	4:S:76:ASN:C	1.69	0.92
3:N:98:LEU:N	3:N:98:LEU:HD22	1.84	0.92
2:L:491:LEU:HD12	2:L:492:PHE:N	1.84	0.92
2:H:488:ILE:HG21	2:H:506:VAL:HG21	1.50	0.92
2:D:347:SER:H	2:D:350:ASN:HD22	1.11	0.92
2:B:331:PRO:HD2	2:B:334:VAL:HG21	1.51	0.92
2:F:331:PRO:HD2	2:F:334:VAL:HG21	1.51	0.92
2:J:331:PRO:HD2	2:J:334:VAL:HG21	1.51	0.92
1:G:562:ARG:HB3	1:G:566:TYR:CE1	2.05	0.92
2:J:570:LEU:O	2:J:573:VAL:HG12	1.70	0.92
3:N:98:LEU:CD2	3:N:98:LEU:H	1.83	0.92
1:G:532:LYS:HB3	1:G:536:ARG:NH1	1.83	0.92
1:C:532:LYS:HB3	1:C:536:ARG:NH1	1.83	0.92
3:M:314:ILE:HB	3:M:341:ILE:HG23	1.49	0.92
3:N:171:VAL:HG13	3:N:202:VAL:HG22	1.51	0.92
3:M:98:LEU:H	3:M:98:LEU:CD2	1.83	0.92
1:C:562:ARG:HB3	1:C:566:TYR:CE1	2.04	0.92
2:L:570:LEU:O	2:L:573:VAL:HG12	1.70	0.92
2:H:166:LYS:HA	2:H:169:ILE:HD12	1.50	0.92
3:O:299:SER:HB3	3:O:348:PHE:HE2	1.32	0.92

Continued on next page...

Continued from previous page...

Atom-1	Atom-2	Interatomic distance (Å)	Clash overlap (Å)
2:B:491:LEU:HD12	2:B:492:PHE:N	1.84	0.91
1:E:562:ARG:HB3	1:E:566:TYR:CE1	2.05	0.91
1:A:68:LEU:HG	1:A:69:GLU:H	1.31	0.91
2:L:295:GLU:O	2:L:298:PRO:HD2	1.68	0.91
2:B:570:LEU:O	2:B:573:VAL:HG12	1.70	0.91
4:T:76:ASN:C	4:T:76:ASN:HD22	1.69	0.91
2:D:166:LYS:HA	2:D:169:ILE:HD12	1.50	0.91
3:P:98:LEU:H	3:P:98:LEU:CD2	1.83	0.91
1:A:562:ARG:HB3	1:A:566:TYR:CE1	2.04	0.91
1:E:532:LYS:HB3	1:E:536:ARG:NH1	1.83	0.91
2:F:491:LEU:HD12	2:F:492:PHE:N	1.84	0.91
2:D:488:ILE:HG21	2:D:506:VAL:HG21	1.50	0.91
2:H:570:LEU:O	2:H:573:VAL:HG12	1.70	0.91
2:F:570:LEU:O	2:F:573:VAL:HG12	1.70	0.91
2:L:331:PRO:HD2	2:L:334:VAL:HG21	1.51	0.91
4:S:132:LEU:O	4:S:135:ILE:HG22	1.70	0.91
3:V:278:TRP:HD1	3:V:279:ILE:H	1.14	0.91
3:P:19:ARG:HD3	3:P:20:ASN:H	1.33	0.91
3:P:306:THR:HG22	3:P:349:PRO:HA	1.52	0.91
1:A:358:ASP:HB3	1:A:361:ILE:HD12	1.53	0.91
1:A:532:LYS:HA	1:A:581:LEU:HD13	1.53	0.91
2:L:488:ILE:HG21	2:L:506:VAL:HG21	1.50	0.91
1:G:532:LYS:HA	1:G:581:LEU:HD13	1.53	0.91
1:I:532:LYS:HA	1:I:581:LEU:HD13	1.53	0.91
2:J:488:ILE:HG21	2:J:506:VAL:HG21	1.50	0.91
4:W:132:LEU:O	4:W:135:ILE:HG22	1.70	0.91
4:T:132:LEU:O	4:T:135:ILE:HG22	1.70	0.91
1:C:358:ASP:HB3	1:C:361:ILE:HD12	1.53	0.91
3:V:98:LEU:HD22	3:V:98:LEU:N	1.84	0.91
3:N:299:SER:HB3	3:N:348:PHE:HE2	1.32	0.91
3:R:98:LEU:N	3:R:98:LEU:HD22	1.84	0.91
3:O:19:ARG:HD3	3:O:20:ASN:N	1.86	0.91
4:Q:132:LEU:O	4:Q:135:ILE:HG22	1.70	0.91
2:H:491:LEU:HD12	2:H:492:PHE:N	1.84	0.91
1:I:562:ARG:HB3	1:I:566:TYR:CE1	2.04	0.91
2:J:166:LYS:HA	2:J:169:ILE:HD12	1.50	0.91
2:D:570:LEU:O	2:D:573:VAL:HG12	1.70	0.91
3:V:299:SER:HB3	3:V:348:PHE:HE2	1.32	0.91
1:K:492:CYS:HB3	1:K:497:PRO:HG3	1.53	0.91
2:B:191:HIS:HA	2:B:195:ASN:ND2	1.86	0.91
2:D:191:HIS:HA	2:D:195:ASN:ND2	1.86	0.91

Continued on next page...

Continued from previous page...

Atom-1	Atom-2	Interatomic distance (Å)	Clash overlap (Å)
2:F:191:HIS:HA	2:F:195:ASN:ND2	1.86	0.91
1:A:172:MET:N	1:A:172:MET:HE3	1.86	0.91
3:M:171:VAL:HG13	3:M:202:VAL:HG22	1.51	0.91
1:E:358:ASP:HB3	1:E:361:ILE:HD12	1.53	0.90
2:J:191:HIS:HA	2:J:195:ASN:ND2	1.86	0.90
3:V:19:ARG:HD3	3:V:20:ASN:N	1.86	0.90
3:M:19:ARG:HD3	3:M:20:ASN:N	1.86	0.90
1:C:67:GLN:HE21	1:C:93:LEU:HD23	1.37	0.90
1:G:488:VAL:CA	1:G:500:VAL:HG11	2.02	0.90
4:X:132:LEU:O	4:X:135:ILE:HG22	1.70	0.90
3:N:19:ARG:HD3	3:N:20:ASN:N	1.86	0.90
3:P:98:LEU:HD22	3:P:98:LEU:N	1.84	0.90
3:V:98:LEU:H	3:V:98:LEU:CD2	1.83	0.90
2:L:297:GLU:HB3	3:V:81:PHE:HE2	1.36	0.90
1:A:172:MET:H	1:A:172:MET:HE3	1.36	0.90
3:N:306:THR:HG22	3:N:349:PRO:HA	1.52	0.90
1:K:562:ARG:HB3	1:K:566:TYR:CE1	2.04	0.90
3:P:171:VAL:HG13	3:P:202:VAL:HG22	1.52	0.90
4:U:132:LEU:O	4:U:135:ILE:HG22	1.71	0.90
2:L:164:THR:HG22	2:L:168:LEU:HD11	1.54	0.90
2:L:191:HIS:HA	2:L:195:ASN:ND2	1.86	0.90
1:G:67:GLN:HE21	1:G:93:LEU:HD23	1.37	0.90
1:G:492:CYS:HB3	1:G:497:PRO:HG3	1.52	0.90
1:C:532:LYS:HA	1:C:581:LEU:HD13	1.53	0.90
1:I:488:VAL:CA	1:I:500:VAL:HG11	2.02	0.90
3:R:98:LEU:H	3:R:98:LEU:CD2	1.83	0.90
1:E:488:VAL:CA	1:E:500:VAL:HG11	2.02	0.89
2:B:478:THR:HA	2:B:481:GLN:HE21	1.33	0.89
1:A:488:VAL:CA	1:A:500:VAL:HG11	2.02	0.89
1:E:67:GLN:O	1:E:70:CYS:HB3	1.72	0.89
2:B:522:ARG:O	2:B:526:TYR:HD1	1.55	0.89
1:K:358:ASP:HB3	1:K:361:ILE:HD12	1.53	0.89
1:I:67:GLN:HE21	1:I:93:LEU:HD23	1.37	0.89
2:F:522:ARG:O	2:F:526:TYR:HD1	1.55	0.89
3:P:19:ARG:HD3	3:P:20:ASN:N	1.86	0.89
1:E:532:LYS:HA	1:E:581:LEU:HD13	1.53	0.89
2:H:191:HIS:HA	2:H:195:ASN:ND2	1.86	0.89
2:F:88:VAL:HG11	2:F:121:TYR:CD2	2.08	0.89
1:C:274:VAL:HG11	1:C:292:THR:HG21	1.54	0.89
1:G:230:GLY:HA3	2:J:461:ASN:ND2	1.88	0.89
2:H:88:VAL:HG11	2:H:121:TYR:CD2	2.08	0.89

Continued on next page...

Continued from previous page...

Atom-1	Atom-2	Interatomic distance (Å)	Clash overlap (Å)
1:I:67:GLN:O	1:I:70:CYS:HB3	1.72	0.89
1:K:67:GLN:HE21	1:K:93:LEU:HD23	1.37	0.89
1:E:67:GLN:HE21	1:E:93:LEU:HD23	1.37	0.89
2:J:347:SER:H	2:J:350:ASN:HD22	1.11	0.89
2:B:164:THR:HG22	2:B:168:LEU:HD11	1.54	0.89
4:T:16:LEU:HD12	4:T:17:GLN:N	1.88	0.89
1:A:67:GLN:HE21	1:A:93:LEU:HD23	1.37	0.89
4:W:16:LEU:HD12	4:W:17:GLN:N	1.88	0.89
2:B:297:GLU:HB3	3:M:81:PHE:HE2	1.36	0.89
1:K:274:VAL:HG11	1:K:292:THR:HG21	1.54	0.89
1:I:492:CYS:HB3	1:I:497:PRO:HG3	1.52	0.89
3:M:306:THR:HG22	3:M:349:PRO:HA	1.52	0.89
1:G:274:VAL:HG11	1:G:292:THR:HG21	1.54	0.89
4:Q:16:LEU:HD12	4:Q:17:GLN:N	1.88	0.89
3:O:171:VAL:HG13	3:O:202:VAL:HG22	1.51	0.89
1:A:67:GLN:O	1:A:70:CYS:HB3	1.72	0.89
3:O:306:THR:HG22	3:O:349:PRO:HA	1.52	0.89
3:R:19:ARG:HD3	3:R:20:ASN:N	1.86	0.89
2:J:449:ILE:O	2:J:452:VAL:HG12	1.73	0.88
2:D:449:ILE:O	2:D:452:VAL:HG12	1.73	0.88
2:D:522:ARG:O	2:D:526:TYR:HD1	1.55	0.88
1:C:67:GLN:O	1:C:70:CYS:HB3	1.72	0.88
2:D:88:VAL:HG11	2:D:121:TYR:CD2	2.08	0.88
1:C:492:CYS:HB3	1:C:497:PRO:HG3	1.53	0.88
3:R:306:THR:HG22	3:R:349:PRO:HA	1.52	0.88
1:K:488:VAL:CA	1:K:500:VAL:HG11	2.02	0.88
1:K:67:GLN:O	1:K:70:CYS:HB3	1.72	0.88
2:H:522:ARG:O	2:H:526:TYR:HD1	1.55	0.88
2:J:88:VAL:HG11	2:J:121:TYR:CD2	2.08	0.88
4:S:16:LEU:HD12	4:S:17:GLN:N	1.88	0.88
2:B:449:ILE:O	2:B:452:VAL:HG12	1.73	0.88
2:L:522:ARG:O	2:L:526:TYR:HD1	1.55	0.88
1:G:470:GLN:O	1:G:473:VAL:HG22	1.74	0.88
2:L:88:VAL:HG11	2:L:121:TYR:CD2	2.08	0.88
2:B:88:VAL:HG11	2:B:121:TYR:CD2	2.08	0.88
1:A:74:ILE:HG23	1:A:86:TYR:HE1	1.39	0.88
1:E:74:ILE:HG23	1:E:86:TYR:HE1	1.39	0.88
2:H:347:SER:H	2:H:350:ASN:HD22	1.11	0.88
2:J:164:THR:HG22	2:J:168:LEU:HD11	1.54	0.88
1:K:470:GLN:O	1:K:473:VAL:HG22	1.73	0.88
1:K:532:LYS:HA	1:K:581:LEU:HD13	1.53	0.88

Continued on next page...

Continued from previous page...

Atom-1	Atom-2	Interatomic distance (Å)	Clash overlap (Å)
1:G:358:ASP:HB3	1:G:361:ILE:HD12	1.53	0.88
1:C:488:VAL:CA	1:C:500:VAL:HG11	2.02	0.88
1:C:74:ILE:HG23	1:C:86:TYR:HE1	1.39	0.88
1:K:172:MET:HE3	1:K:172:MET:N	1.88	0.88
1:A:470:GLN:O	1:A:473:VAL:HG22	1.73	0.88
1:G:67:GLN:O	1:G:70:CYS:HB3	1.72	0.88
3:V:306:THR:HG22	3:V:349:PRO:HA	1.52	0.88
4:U:16:LEU:HD12	4:U:17:GLN:N	1.88	0.88
3:O:241:CYS:O	3:O:255:PHE:HB2	1.74	0.88
3:R:241:CYS:O	3:R:255:PHE:HB2	1.74	0.88
2:F:449:ILE:O	2:F:452:VAL:HG12	1.73	0.87
2:H:25:ASP:O	2:H:30:LYS:HE2	1.75	0.87
4:X:16:LEU:HD12	4:X:17:GLN:N	1.88	0.87
3:N:241:CYS:O	3:N:255:PHE:HB2	1.74	0.87
2:L:449:ILE:O	2:L:452:VAL:HG12	1.73	0.87
1:I:358:ASP:HB3	1:I:361:ILE:HD12	1.53	0.87
3:V:241:CYS:O	3:V:255:PHE:HB2	1.74	0.87
1:I:470:GLN:O	1:I:473:VAL:HG22	1.73	0.87
2:H:297:GLU:HB3	3:P:81:PHE:HE2	1.36	0.87
1:A:492:CYS:HB3	1:A:497:PRO:HG3	1.53	0.87
2:L:25:ASP:O	2:L:30:LYS:HE2	1.75	0.87
3:O:181:LEU:O	3:O:182:LEU:HD23	1.75	0.87
1:E:274:VAL:HG11	1:E:292:THR:HG21	1.54	0.87
2:D:25:ASP:O	2:D:30:LYS:HE2	1.75	0.87
3:M:181:LEU:O	3:M:182:LEU:HD23	1.75	0.87
2:J:522:ARG:O	2:J:526:TYR:HD1	1.55	0.87
1:C:470:GLN:O	1:C:473:VAL:HG22	1.73	0.87
1:E:492:CYS:HB3	1:E:497:PRO:HG3	1.53	0.87
2:F:164:THR:HG22	2:F:168:LEU:HD11	1.54	0.87
1:K:529:ALA:HA	1:K:532:LYS:HG3	1.56	0.87
2:L:166:LYS:O	2:L:169:ILE:HB	1.75	0.87
1:I:14:ILE:H	1:I:14:ILE:HD12	1.40	0.87
1:E:100:HIS:CE1	1:E:134:MET:HB2	2.10	0.87
2:J:25:ASP:O	2:J:30:LYS:HE2	1.75	0.86
3:O:98:LEU:CD2	3:O:98:LEU:H	1.83	0.86
3:V:327:THR:HG22	3:V:329:VAL:H	1.40	0.86
2:D:164:THR:HG22	2:D:168:LEU:HD11	1.54	0.86
1:E:470:GLN:O	1:E:473:VAL:HG22	1.73	0.86
2:J:38:ILE:O	2:J:41:MET:HB3	1.76	0.86
2:B:166:LYS:O	2:B:169:ILE:HB	1.75	0.86
1:C:100:HIS:CE1	1:C:134:MET:HB2	2.10	0.86

Continued on next page...

Continued from previous page...

Atom-1	Atom-2	Interatomic distance (Å)	Clash overlap (Å)
1:G:100:HIS:CE1	1:G:134:MET:HB2	2.10	0.86
2:F:38:ILE:O	2:F:41:MET:HB3	1.76	0.86
1:I:274:VAL:HG11	1:I:292:THR:HG21	1.54	0.86
1:C:529:ALA:HA	1:C:532:LYS:HG3	1.56	0.86
3:R:168:LYS:HE3	3:R:170:GLU:OE1	1.75	0.86
3:M:241:CYS:O	3:M:255:PHE:HB2	1.74	0.86
3:P:241:CYS:O	3:P:255:PHE:HB2	1.74	0.86
1:E:529:ALA:HA	1:E:532:LYS:HG3	1.56	0.86
1:G:74:ILE:HG23	1:G:86:TYR:HE1	1.39	0.86
1:K:6:ARG:HD3	3:P:337:GLU:HG2	1.56	0.86
1:A:274:VAL:HG11	1:A:292:THR:HG21	1.54	0.86
3:N:181:LEU:O	3:N:182:LEU:HD23	1.75	0.86
1:I:488:VAL:HA	1:I:500:VAL:CG1	2.06	0.86
1:C:14:ILE:H	1:C:14:ILE:HD12	1.40	0.86
3:N:327:THR:HG22	3:N:329:VAL:H	1.40	0.86
1:K:100:HIS:CE1	1:K:134:MET:HB2	2.10	0.86
3:R:181:LEU:O	3:R:182:LEU:HD23	1.75	0.86
1:A:470:GLN:HB2	1:A:471:PRO:HD3	1.58	0.86
2:D:457:GLU:HG3	2:D:458:ARG:H	1.41	0.86
1:I:470:GLN:HB2	1:I:471:PRO:HD3	1.58	0.86
2:B:25:ASP:O	2:B:30:LYS:HE2	1.75	0.86
1:K:14:ILE:HD12	1:K:14:ILE:H	1.40	0.86
1:K:172:MET:HE3	1:K:172:MET:H	1.39	0.86
2:L:457:GLU:HG3	2:L:458:ARG:H	1.41	0.86
2:H:38:ILE:O	2:H:41:MET:HB3	1.76	0.86
1:I:100:HIS:CE1	1:I:134:MET:HB2	2.10	0.86
1:K:74:ILE:HG23	1:K:86:TYR:HE1	1.39	0.86
3:M:327:THR:HG22	3:M:329:VAL:H	1.40	0.86
1:E:172:MET:HE3	1:E:172:MET:N	1.90	0.86
3:V:168:LYS:HE3	3:V:170:GLU:OE1	1.76	0.86
1:A:100:HIS:CE1	1:A:134:MET:HB2	2.10	0.86
2:J:297:GLU:HB3	3:R:81:PHE:HE2	1.36	0.86
1:I:74:ILE:HG23	1:I:86:TYR:HE1	1.39	0.85
2:H:164:THR:HG22	2:H:168:LEU:HD11	1.54	0.85
2:F:25:ASP:O	2:F:30:LYS:HE2	1.75	0.85
2:F:297:GLU:HB3	3:O:81:PHE:HE2	1.36	0.85
1:G:529:ALA:HA	1:G:532:LYS:HG3	1.56	0.85
3:O:327:THR:HG22	3:O:329:VAL:H	1.40	0.85
3:P:181:LEU:O	3:P:182:LEU:HD23	1.75	0.85
1:A:529:ALA:HA	1:A:532:LYS:HG3	1.56	0.85
2:B:38:ILE:O	2:B:41:MET:HB3	1.76	0.85

Continued on next page...

Continued from previous page...

Atom-1	Atom-2	Interatomic distance (Å)	Clash overlap (Å)
2:F:166:LYS:O	2:F:169:ILE:HB	1.75	0.85
2:H:457:GLU:HG3	2:H:458:ARG:H	1.41	0.85
2:D:297:GLU:HB3	3:N:81:PHE:HE2	1.36	0.85
2:J:457:GLU:HG3	2:J:458:ARG:H	1.41	0.85
2:H:449:ILE:O	2:H:452:VAL:HG12	1.73	0.85
1:I:529:ALA:HA	1:I:532:LYS:HG3	1.56	0.85
2:J:166:LYS:O	2:J:169:ILE:HB	1.75	0.85
1:G:14:ILE:H	1:G:14:ILE:HD12	1.40	0.85
3:N:8:VAL:O	3:N:16:LEU:HB3	1.76	0.85
2:L:38:ILE:O	2:L:41:MET:HB3	1.76	0.85
3:P:168:LYS:HE3	3:P:170:GLU:OE1	1.76	0.85
2:H:166:LYS:O	2:H:169:ILE:HB	1.75	0.85
2:D:38:ILE:O	2:D:41:MET:HB3	1.76	0.85
3:N:172:PHE:HB2	3:N:201:ARG:HB3	1.58	0.85
1:A:14:ILE:H	1:A:14:ILE:HD12	1.40	0.85
3:O:8:VAL:O	3:O:16:LEU:HB3	1.76	0.85
3:M:168:LYS:HE3	3:M:170:GLU:OE1	1.76	0.85
3:N:168:LYS:HE3	3:N:170:GLU:OE1	1.76	0.85
2:D:166:LYS:O	2:D:169:ILE:HB	1.75	0.85
3:V:8:VAL:O	3:V:16:LEU:HB3	1.76	0.85
3:V:172:PHE:HB2	3:V:201:ARG:HB3	1.58	0.85
2:L:510:ALA:HB1	2:L:519:LEU:HD11	1.59	0.84
1:G:470:GLN:HB2	1:G:471:PRO:HD3	1.58	0.84
1:A:104:THR:HG23	1:A:138:LEU:HD21	1.59	0.84
3:R:334:TRP:CZ2	3:R:336:PRO:HG3	2.12	0.84
3:V:181:LEU:O	3:V:182:LEU:HD23	1.75	0.84
3:O:168:LYS:HE3	3:O:170:GLU:OE1	1.76	0.84
3:M:8:VAL:O	3:M:16:LEU:HB3	1.76	0.84
1:I:115:THR:HG22	1:I:116:GLN:H	1.42	0.84
1:E:35:ARG:HD3	1:E:65:PHE:HE2	1.43	0.84
3:N:334:TRP:CZ2	3:N:336:PRO:HG3	2.12	0.84
1:E:115:THR:HG22	1:E:116:GLN:H	1.42	0.84
1:I:466:ASP:O	1:I:467:TYR:HD1	1.61	0.84
3:P:8:VAL:O	3:P:16:LEU:HB3	1.76	0.84
3:O:334:TRP:CZ2	3:O:336:PRO:HG3	2.12	0.84
3:R:239:HIS:O	3:R:242:VAL:HG23	1.78	0.84
1:E:212:PHE:O	1:E:216:VAL:HG23	1.78	0.84
2:F:510:ALA:HB1	2:F:519:LEU:HD11	1.59	0.84
1:K:470:GLN:HB2	1:K:471:PRO:HD3	1.58	0.84
2:D:510:ALA:HB1	2:D:519:LEU:HD11	1.59	0.84
3:R:8:VAL:O	3:R:16:LEU:HB3	1.76	0.84

Continued on next page...

Continued from previous page...

Atom-1	Atom-2	Interatomic distance (Å)	Clash overlap (Å)
3:N:239:HIS:O	3:N:242:VAL:HG23	1.78	0.84
1:G:115:THR:HG22	1:G:116:GLN:H	1.42	0.84
1:A:115:THR:HG22	1:A:116:GLN:H	1.42	0.84
1:K:416:ARG:O	1:K:420:ASP:HB2	1.77	0.84
1:E:172:MET:HE3	1:E:172:MET:H	1.43	0.84
1:G:212:PHE:O	1:G:216:VAL:HG23	1.78	0.84
2:B:494:LYS:O	2:B:496:PRO:HD3	1.78	0.84
2:D:494:LYS:O	2:D:496:PRO:HD3	1.78	0.84
1:E:14:ILE:H	1:E:14:ILE:HD12	1.40	0.84
1:C:104:THR:HG23	1:C:138:LEU:HD21	1.59	0.84
1:A:212:PHE:O	1:A:216:VAL:HG23	1.78	0.84
3:P:172:PHE:HB2	3:P:201:ARG:HB3	1.59	0.84
1:I:416:ARG:O	1:I:420:ASP:HB2	1.77	0.84
3:R:327:THR:HG22	3:R:329:VAL:H	1.40	0.84
3:P:327:THR:HG22	3:P:329:VAL:H	1.40	0.84
4:U:10:ARG:HH11	4:U:61:ARG:HE	1.24	0.84
2:F:457:GLU:HG3	2:F:458:ARG:H	1.41	0.84
2:B:457:GLU:HG3	2:B:458:ARG:H	1.41	0.84
1:I:36:SER:HA	1:I:39:ARG:HG2	1.60	0.84
1:A:416:ARG:O	1:A:420:ASP:HB2	1.77	0.84
1:K:488:VAL:HA	1:K:500:VAL:CG1	2.06	0.84
2:B:188:ALA:HA	2:B:195:ASN:OD1	1.78	0.84
2:D:110:MET:O	2:D:113:ILE:HD13	1.78	0.84
1:K:104:THR:HG23	1:K:138:LEU:HD21	1.59	0.84
3:P:334:TRP:CZ2	3:P:336:PRO:HG3	2.12	0.84
3:M:239:HIS:O	3:M:242:VAL:HG23	1.78	0.84
1:K:35:ARG:HD3	1:K:65:PHE:CE2	2.13	0.84
1:E:466:ASP:O	1:E:467:TYR:HD1	1.61	0.84
1:K:115:THR:HG22	1:K:116:GLN:H	1.42	0.84
1:E:416:ARG:O	1:E:420:ASP:HB2	1.77	0.83
1:G:416:ARG:O	1:G:420:ASP:HB2	1.77	0.83
2:H:494:LYS:O	2:H:496:PRO:HD3	1.78	0.83
1:I:104:THR:HG23	1:I:138:LEU:HD21	1.59	0.83
2:F:188:ALA:HA	2:F:195:ASN:OD1	1.78	0.83
3:P:239:HIS:O	3:P:242:VAL:HG23	1.78	0.83
1:A:35:ARG:HD3	1:A:65:PHE:CE2	2.13	0.83
2:J:188:ALA:HA	2:J:195:ASN:OD1	1.78	0.83
4:Q:10:ARG:HH11	4:Q:61:ARG:HE	1.24	0.83
2:D:188:ALA:HA	2:D:195:ASN:OD1	1.78	0.83
1:I:35:ARG:HD3	1:I:65:PHE:CE2	2.13	0.83
1:A:466:ASP:O	1:A:467:TYR:HD1	1.61	0.83

Continued on next page...

Continued from previous page...

Atom-1	Atom-2	Interatomic distance (Å)	Clash overlap (Å)
2:B:510:ALA:HB1	2:B:519:LEU:HD11	1.59	0.83
3:M:334:TRP:CZ2	3:M:336:PRO:HG3	2.12	0.83
1:E:35:ARG:HD3	1:E:65:PHE:CE2	2.13	0.83
1:C:115:THR:HG22	1:C:116:GLN:H	1.43	0.83
1:K:466:ASP:O	1:K:467:TYR:HD1	1.61	0.83
1:G:35:ARG:HD3	1:G:65:PHE:HE2	1.43	0.83
1:C:35:ARG:HD3	1:C:65:PHE:CE2	2.13	0.83
1:C:35:ARG:HD3	1:C:65:PHE:HE2	1.42	0.83
1:C:416:ARG:O	1:C:420:ASP:HB2	1.77	0.83
1:C:470:GLN:HB2	1:C:471:PRO:HD3	1.58	0.83
2:B:317:LEU:H	2:B:317:LEU:HD22	1.44	0.83
3:V:239:HIS:O	3:V:242:VAL:HG23	1.78	0.83
1:G:35:ARG:HD3	1:G:65:PHE:CE2	2.13	0.83
1:C:40:GLU:HB2	1:C:42:ASP:OD1	1.78	0.83
1:E:488:VAL:HA	1:E:500:VAL:CG1	2.06	0.83
2:J:494:LYS:O	2:J:496:PRO:HD3	1.78	0.83
1:A:11:ILE:HA	1:A:14:ILE:HD13	1.61	0.83
1:G:104:THR:HG23	1:G:138:LEU:HD21	1.59	0.83
2:F:110:MET:O	2:F:113:ILE:HD13	1.78	0.83
2:F:317:LEU:H	2:F:317:LEU:HD22	1.44	0.83
1:E:11:ILE:HA	1:E:14:ILE:HD13	1.61	0.83
1:A:36:SER:HA	1:A:39:ARG:HG2	1.60	0.83
1:K:212:PHE:O	1:K:216:VAL:HG23	1.78	0.83
2:L:188:ALA:HA	2:L:195:ASN:OD1	1.78	0.83
1:I:11:ILE:HA	1:I:14:ILE:HD13	1.61	0.83
1:E:104:THR:HG23	1:E:138:LEU:HD21	1.59	0.83
3:V:334:TRP:CZ2	3:V:336:PRO:HG3	2.12	0.83
3:O:239:HIS:O	3:O:242:VAL:HG23	1.78	0.83
3:O:172:PHE:HB2	3:O:201:ARG:HB3	1.59	0.83
1:I:40:GLU:HB2	1:I:42:ASP:OD1	1.78	0.83
4:X:10:ARG:HH11	4:X:61:ARG:HE	1.24	0.83
1:G:466:ASP:O	1:G:467:TYR:HD1	1.61	0.83
1:E:470:GLN:HB2	1:E:471:PRO:HD3	1.58	0.83
2:H:510:ALA:HB1	2:H:519:LEU:HD11	1.59	0.83
2:D:317:LEU:H	2:D:317:LEU:HD22	1.44	0.83
1:C:36:SER:HA	1:C:39:ARG:HG2	1.60	0.83
1:G:430:GLY:HA3	1:G:469:GLN:HE21	1.44	0.83
2:D:124:GLU:HB2	2:D:125:PRO:HD3	1.61	0.83
1:E:40:GLU:HB2	1:E:42:ASP:OD1	1.78	0.83
1:A:40:GLU:HB2	1:A:42:ASP:OD1	1.78	0.83
2:F:494:LYS:O	2:F:496:PRO:HD3	1.78	0.82

Continued on next page...

Continued from previous page...

Atom-1	Atom-2	Interatomic distance (Å)	Clash overlap (Å)
2:J:473:PHE:C	2:J:475:ASP:H	1.82	0.82
1:G:488:VAL:HA	1:G:500:VAL:CG1	2.06	0.82
1:K:36:SER:HA	1:K:39:ARG:HG2	1.60	0.82
1:C:581:LEU:O	1:C:583:ARG:N	2.13	0.82
1:K:430:GLY:HA3	1:K:469:GLN:HE21	1.44	0.82
2:L:494:LYS:O	2:L:496:PRO:HD3	1.78	0.82
2:H:473:PHE:C	2:H:475:ASP:H	1.82	0.82
2:B:124:GLU:HB2	2:B:125:PRO:HD3	1.61	0.82
1:E:36:SER:HA	1:E:39:ARG:HG2	1.60	0.82
2:H:317:LEU:HD22	2:H:317:LEU:H	1.44	0.82
1:G:11:ILE:HA	1:G:14:ILE:HD13	1.61	0.82
1:K:11:ILE:HA	1:K:14:ILE:HD13	1.61	0.82
2:H:86:MET:CE	3:R:237:LYS:HB3	2.08	0.82
1:C:466:ASP:O	1:C:467:TYR:HD1	1.61	0.82
1:A:415:LYS:HE3	1:A:415:LYS:N	1.94	0.82
1:E:415:LYS:HE3	1:E:415:LYS:N	1.94	0.82
1:K:415:LYS:N	1:K:415:LYS:HE3	1.94	0.82
2:L:317:LEU:HD22	2:L:317:LEU:H	1.44	0.82
2:H:110:MET:O	2:H:113:ILE:HD13	1.78	0.82
2:H:188:ALA:HA	2:H:195:ASN:OD1	1.78	0.82
4:W:10:ARG:HH11	4:W:61:ARG:HE	1.24	0.82
1:E:250:LEU:HA	1:E:253:LEU:HD12	1.62	0.82
1:K:40:GLU:HB2	1:K:42:ASP:OD1	1.78	0.82
2:J:317:LEU:H	2:J:317:LEU:HD22	1.44	0.82
2:L:110:MET:O	2:L:113:ILE:HD13	1.78	0.82
1:E:581:LEU:O	1:E:583:ARG:N	2.13	0.82
2:J:124:GLU:HB2	2:J:125:PRO:HD3	1.61	0.82
4:T:109:LYS:HA	4:T:112:PHE:HD1	1.45	0.82
1:C:212:PHE:O	1:C:216:VAL:HG23	1.78	0.82
1:G:36:SER:HA	1:G:39:ARG:HG2	1.60	0.82
3:M:172:PHE:HB2	3:M:201:ARG:HB3	1.58	0.82
2:J:510:ALA:HB1	2:J:519:LEU:HD11	1.59	0.82
2:J:110:MET:O	2:J:113:ILE:HD13	1.78	0.82
2:L:124:GLU:HB2	2:L:125:PRO:HD3	1.61	0.82
1:C:172:MET:HE3	1:C:172:MET:N	1.95	0.82
1:G:250:LEU:HA	1:G:253:LEU:HD12	1.62	0.82
1:G:172:MET:HE3	1:G:172:MET:N	1.95	0.82
1:A:581:LEU:O	1:A:583:ARG:N	2.13	0.82
2:L:477:SER:O	2:L:480:VAL:HG12	1.80	0.82
4:T:10:ARG:HH11	4:T:61:ARG:HE	1.24	0.82
1:A:35:ARG:HD3	1:A:65:PHE:HE2	1.43	0.82

Continued on next page...

Continued from previous page...

Atom-1	Atom-2	Interatomic distance (Å)	Clash overlap (Å)
2:F:473:PHE:C	2:F:475:ASP:H	1.82	0.81
2:F:124:GLU:HB2	2:F:125:PRO:HD3	1.61	0.81
4:W:109:LYS:HA	4:W:112:PHE:HD1	1.45	0.81
1:K:250:LEU:HA	1:K:253:LEU:HD12	1.62	0.81
2:H:200:LYS:O	2:H:204:ILE:HG13	1.80	0.81
1:G:147:LYS:HE2	1:G:147:LYS:HA	1.62	0.81
2:B:110:MET:O	2:B:113:ILE:HD13	1.78	0.81
4:U:108:GLU:HG3	4:U:109:LYS:H	1.45	0.81
3:R:245:SER:CB	3:R:252:THR:HB	2.10	0.81
3:M:245:SER:CB	3:M:252:THR:HB	2.10	0.81
3:R:172:PHE:HB2	3:R:201:ARG:HB3	1.58	0.81
1:I:415:LYS:HE3	1:I:415:LYS:N	1.94	0.81
1:C:488:VAL:HA	1:C:500:VAL:CG1	2.06	0.81
4:X:109:LYS:HA	4:X:112:PHE:HD1	1.45	0.81
1:I:172:MET:N	1:I:172:MET:HE3	1.94	0.81
1:I:212:PHE:O	1:I:216:VAL:HG23	1.78	0.81
3:P:245:SER:CB	3:P:252:THR:HB	2.10	0.81
4:S:108:GLU:HG3	4:S:109:LYS:H	1.45	0.81
3:V:24:ASP:O	3:V:26:ASP:N	2.14	0.81
1:A:498:ILE:HG22	1:A:499:GLN:N	1.96	0.81
2:L:473:PHE:C	2:L:475:ASP:H	1.82	0.81
1:G:415:LYS:HE3	1:G:415:LYS:N	1.94	0.81
2:H:477:SER:O	2:H:480:VAL:HG12	1.80	0.81
1:I:250:LEU:HA	1:I:253:LEU:HD12	1.62	0.81
2:B:200:LYS:O	2:B:204:ILE:HG13	1.80	0.81
4:S:109:LYS:HA	4:S:112:PHE:HD1	1.45	0.81
1:A:430:GLY:HA3	1:A:469:GLN:HE21	1.44	0.81
3:N:245:SER:CB	3:N:252:THR:HB	2.10	0.81
3:O:245:SER:CB	3:O:252:THR:HB	2.10	0.81
1:K:581:LEU:O	1:K:583:ARG:N	2.13	0.81
1:I:581:LEU:O	1:I:583:ARG:N	2.13	0.81
3:N:126:THR:HG23	3:N:131:LEU:HD13	1.63	0.81
1:A:488:VAL:HA	1:A:500:VAL:CG1	2.06	0.81
4:S:10:ARG:HH11	4:S:61:ARG:HE	1.24	0.81
1:I:35:ARG:HD3	1:I:65:PHE:HE2	1.43	0.81
3:M:268:ARG:C	3:M:269:LEU:HD23	2.01	0.81
2:D:200:LYS:O	2:D:204:ILE:HG13	1.80	0.81
2:D:200:LYS:HB2	2:D:203:SER:OG	1.81	0.81
3:V:245:SER:CB	3:V:252:THR:HB	2.11	0.81
1:K:147:LYS:HA	1:K:147:LYS:HE2	1.62	0.81
2:B:529:LEU:HD21	2:B:537:ALA:HA	1.63	0.81

Continued on next page...

Continued from previous page...

Atom-1	Atom-2	Interatomic distance (Å)	Clash overlap (Å)
1:G:581:LEU:O	1:G:583:ARG:N	2.13	0.81
4:Q:108:GLU:HG3	4:Q:109:LYS:H	1.44	0.81
1:I:430:GLY:HA3	1:I:469:GLN:HE21	1.44	0.81
2:J:529:LEU:HD21	2:J:537:ALA:HA	1.63	0.81
2:H:175:MET:HE3	3:P:124:GLN:HB3	1.63	0.81
1:C:11:ILE:HA	1:C:14:ILE:HD13	1.61	0.81
4:Q:109:LYS:HA	4:Q:112:PHE:HD1	1.45	0.81
1:K:138:LEU:CD2	1:K:138:LEU:H	1.94	0.81
1:G:40:GLU:HB2	1:G:42:ASP:OD1	1.78	0.81
1:A:325:ARG:O	1:A:328:ALA:HB3	1.81	0.81
2:B:477:SER:O	2:B:480:VAL:HG12	1.80	0.81
2:J:122:LEU:O	2:J:125:PRO:HD2	1.81	0.81
4:S:7:LEU:HD21	4:S:67:PHE:CD2	2.16	0.81
2:F:578:PRO:O	2:F:582:VAL:HG23	1.81	0.81
4:U:7:LEU:HD21	4:U:67:PHE:CD2	2.16	0.81
1:G:498:ILE:HG22	1:G:499:GLN:N	1.96	0.81
3:P:106:ASN:CB	3:P:109:ILE:HD11	2.11	0.81
2:H:200:LYS:HB2	2:H:203:SER:OG	1.81	0.81
3:P:34:MET:HB3	3:P:35:PRO:HD3	1.63	0.81
2:F:200:LYS:HB2	2:F:203:SER:OG	1.81	0.81
1:C:415:LYS:N	1:C:415:LYS:HE3	1.94	0.80
1:G:57:HIS:O	1:G:60:GLY:N	2.15	0.80
1:E:57:HIS:O	1:E:60:GLY:N	2.15	0.80
3:R:106:ASN:CB	3:R:109:ILE:HD11	2.11	0.80
3:P:106:ASN:HB3	3:P:109:ILE:CD1	2.12	0.80
2:D:362:ALA:HA	2:D:370:VAL:HG13	1.64	0.80
1:A:250:LEU:HA	1:A:253:LEU:HD12	1.62	0.80
1:K:35:ARG:HD3	1:K:65:PHE:HE2	1.43	0.80
2:J:208:LEU:HD11	2:J:243:ARG:HD2	1.63	0.80
2:B:473:PHE:C	2:B:475:ASP:H	1.82	0.80
1:C:430:GLY:HA3	1:C:469:GLN:HE21	1.44	0.80
4:T:7:LEU:HD21	4:T:67:PHE:CD2	2.16	0.80
3:O:24:ASP:O	3:O:26:ASP:N	2.14	0.80
2:J:200:LYS:HB2	2:J:203:SER:OG	1.81	0.80
2:J:200:LYS:O	2:J:204:ILE:HG13	1.80	0.80
3:O:268:ARG:C	3:O:269:LEU:HD23	2.01	0.80
3:O:34:MET:HB3	3:O:35:PRO:HD3	1.63	0.80
3:V:268:ARG:C	3:V:269:LEU:HD23	2.01	0.80
2:J:188:ALA:O	2:J:190:SER:N	2.15	0.80
2:L:578:PRO:O	2:L:582:VAL:HG23	1.81	0.80
2:H:124:GLU:HB2	2:H:125:PRO:HD3	1.61	0.80

Continued on next page...

Continued from previous page...

Atom-1	Atom-2	Interatomic distance (Å)	Clash overlap (Å)
2:F:122:LEU:O	2:F:125:PRO:HD2	1.82	0.80
3:O:183:VAL:HG13	3:O:188:ASN:O	1.82	0.80
1:C:251:ARG:O	1:C:254:ARG:HB3	1.81	0.80
1:K:251:ARG:O	1:K:254:ARG:HB3	1.81	0.80
1:K:208:MET:HE3	1:K:212:PHE:HD1	1.47	0.80
3:R:268:ARG:C	3:R:269:LEU:HD23	2.01	0.80
2:B:208:LEU:HD11	2:B:243:ARG:HD2	1.63	0.80
2:J:12:LYS:HG2	2:J:13:GLY:H	1.46	0.80
2:L:208:LEU:HD11	2:L:243:ARG:HD2	1.63	0.80
2:H:529:LEU:HD21	2:H:537:ALA:HA	1.63	0.80
2:L:175:MET:HE3	3:V:124:GLN:HB3	1.63	0.80
3:P:126:THR:HG23	3:P:131:LEU:HD13	1.63	0.80
1:A:138:LEU:CD2	1:A:138:LEU:H	1.94	0.80
3:M:183:VAL:HG13	3:M:188:ASN:O	1.81	0.80
1:C:250:LEU:HA	1:C:253:LEU:HD12	1.62	0.80
2:H:122:LEU:O	2:H:125:PRO:HD2	1.82	0.80
1:E:159:LEU:O	1:E:162:VAL:HB	1.82	0.80
3:N:183:VAL:HG13	3:N:188:ASN:O	1.81	0.80
1:G:251:ARG:O	1:G:254:ARG:HB3	1.81	0.80
2:L:200:LYS:HB2	2:L:203:SER:OG	1.81	0.80
1:K:325:ARG:O	1:K:328:ALA:HB3	1.81	0.80
2:J:578:PRO:O	2:J:582:VAL:HG23	1.81	0.80
3:V:126:THR:HG23	3:V:131:LEU:HD13	1.63	0.80
3:M:126:THR:HG23	3:M:131:LEU:HD13	1.63	0.80
2:H:578:PRO:O	2:H:582:VAL:HG23	1.81	0.80
2:D:188:ALA:O	2:D:190:SER:N	2.15	0.80
2:F:362:ALA:HA	2:F:370:VAL:HG13	1.64	0.80
1:E:325:ARG:O	1:E:328:ALA:HB3	1.81	0.80
1:G:208:MET:HE3	1:G:212:PHE:HD1	1.47	0.80
3:V:269:LEU:HD23	3:V:269:LEU:N	1.97	0.80
2:D:12:LYS:HG2	2:D:13:GLY:H	1.46	0.80
3:R:34:MET:HB3	3:R:35:PRO:HD3	1.63	0.80
3:N:269:LEU:N	3:N:269:LEU:HD23	1.97	0.80
2:F:208:LEU:HD11	2:F:243:ARG:HD2	1.63	0.80
1:E:430:GLY:HA3	1:E:469:GLN:HE21	1.44	0.80
2:H:188:ALA:O	2:H:190:SER:N	2.15	0.80
4:T:108:GLU:HG3	4:T:109:LYS:H	1.45	0.80
4:Q:7:LEU:HD21	4:Q:67:PHE:CD2	2.16	0.80
4:W:127:SER:HB3	4:W:130:SER:CB	2.12	0.80
2:B:200:LYS:HB2	2:B:203:SER:OG	1.81	0.80
3:R:17:ILE:HD13	3:R:18:CYS:N	1.97	0.80

Continued on next page...

Continued from previous page...

Atom-1	Atom-2	Interatomic distance (Å)	Clash overlap (Å)
1:I:325:ARG:O	1:I:328:ALA:HB3	1.81	0.80
3:N:17:ILE:HD13	3:N:18:CYS:N	1.97	0.80
2:F:477:SER:O	2:F:480:VAL:HG12	1.80	0.80
1:K:372:LEU:HD12	1:K:372:LEU:N	1.97	0.80
3:N:268:ARG:C	3:N:269:LEU:HD23	2.01	0.80
2:J:477:SER:O	2:J:480:VAL:HG12	1.80	0.80
2:D:477:SER:O	2:D:480:VAL:HG12	1.80	0.80
2:L:122:LEU:O	2:L:125:PRO:HD2	1.82	0.80
2:L:188:ALA:O	2:L:190:SER:N	2.15	0.80
2:D:215:THR:O	2:D:218:ALA:N	2.15	0.80
1:A:159:LEU:O	1:A:162:VAL:HB	1.82	0.80
1:I:57:HIS:O	1:I:60:GLY:N	2.15	0.80
4:W:7:LEU:HD21	4:W:67:PHE:CD2	2.17	0.80
3:P:183:VAL:HG13	3:P:188:ASN:O	1.81	0.80
1:E:251:ARG:O	1:E:254:ARG:HB3	1.81	0.80
2:B:12:LYS:HG2	2:B:13:GLY:H	1.46	0.80
2:H:12:LYS:HG2	2:H:13:GLY:H	1.46	0.80
1:I:208:MET:HE3	1:I:212:PHE:HD1	1.47	0.80
3:P:17:ILE:HD13	3:P:18:CYS:N	1.97	0.80
1:A:147:LYS:HE2	1:A:147:LYS:HA	1.62	0.80
1:I:147:LYS:HE2	1:I:147:LYS:HA	1.62	0.80
2:L:529:LEU:HD21	2:L:537:ALA:HA	1.63	0.80
1:I:372:LEU:HD12	1:I:372:LEU:N	1.97	0.80
2:L:134:ASP:O	2:L:138:ARG:HG2	1.82	0.80
2:L:165:LEU:O	2:L:169:ILE:HG13	1.82	0.80
2:B:165:LEU:O	2:B:169:ILE:HG13	1.82	0.80
1:C:57:HIS:O	1:C:60:GLY:N	2.15	0.80
2:D:165:LEU:O	2:D:169:ILE:HG13	1.82	0.80
1:G:159:LEU:O	1:G:162:VAL:HB	1.82	0.80
1:E:138:LEU:CD2	1:E:138:LEU:H	1.94	0.80
4:U:109:LYS:HA	4:U:112:PHE:HD1	1.45	0.80
3:V:106:ASN:HB3	3:V:109:ILE:CD1	2.12	0.80
1:I:498:ILE:HG22	1:I:499:GLN:N	1.96	0.80
4:Q:127:SER:HB3	4:Q:130:SER:CB	2.12	0.80
1:E:208:MET:HE3	1:E:212:PHE:HD1	1.47	0.80
3:R:126:THR:HG23	3:R:131:LEU:HD13	1.63	0.79
2:B:188:ALA:O	2:B:190:SER:N	2.15	0.79
1:A:57:HIS:O	1:A:60:GLY:N	2.15	0.79
4:X:108:GLU:HG3	4:X:109:LYS:H	1.44	0.79
1:K:57:HIS:O	1:K:60:GLY:N	2.15	0.79
2:L:200:LYS:O	2:L:204:ILE:HG13	1.80	0.79

Continued on next page...

Continued from previous page...

Atom-1	Atom-2	Interatomic distance (Å)	Clash overlap (Å)
3:O:17:ILE:HD13	3:O:18:CYS:N	1.97	0.79
1:C:147:LYS:HE2	1:C:147:LYS:HA	1.62	0.79
2:D:529:LEU:HD21	2:D:537:ALA:HA	1.63	0.79
2:J:169:ILE:HG12	2:J:180:ARG:HB3	1.65	0.79
2:J:215:THR:O	2:J:218:ALA:N	2.15	0.79
2:B:215:THR:O	2:B:218:ALA:N	2.15	0.79
2:H:165:LEU:O	2:H:169:ILE:HG13	1.82	0.79
2:F:134:ASP:O	2:F:138:ARG:HG2	1.82	0.79
3:O:126:THR:HG23	3:O:131:LEU:HD13	1.63	0.79
3:R:24:ASP:O	3:R:26:ASP:N	2.14	0.79
1:C:498:ILE:HG22	1:C:499:GLN:N	1.96	0.79
4:T:127:SER:HB3	4:T:130:SER:CB	2.12	0.79
4:U:127:SER:HB3	4:U:130:SER:CB	2.12	0.79
2:F:200:LYS:O	2:F:204:ILE:HG13	1.80	0.79
1:A:372:LEU:HD12	1:A:372:LEU:N	1.97	0.79
2:H:215:THR:O	2:H:218:ALA:N	2.15	0.79
1:C:325:ARG:O	1:C:328:ALA:HB3	1.81	0.79
3:O:269:LEU:N	3:O:269:LEU:HD23	1.97	0.79
1:E:372:LEU:HD12	1:E:372:LEU:N	1.97	0.79
1:G:138:LEU:CD2	1:G:138:LEU:H	1.94	0.79
1:I:159:LEU:O	1:I:162:VAL:HB	1.82	0.79
4:X:7:LEU:HD21	4:X:67:PHE:CD2	2.16	0.79
1:K:159:LEU:O	1:K:162:VAL:HB	1.82	0.79
3:O:106:ASN:CB	3:O:109:ILE:HD11	2.11	0.79
3:N:106:ASN:CB	3:N:109:ILE:HD11	2.11	0.79
2:B:362:ALA:HA	2:B:370:VAL:HG13	1.63	0.79
2:B:140:THR:O	2:B:143:VAL:HB	1.83	0.79
2:D:134:ASP:O	2:D:138:ARG:HG2	1.82	0.79
3:O:106:ASN:HB3	3:O:109:ILE:CD1	2.12	0.79
3:N:24:ASP:O	3:N:26:ASP:N	2.14	0.79
1:A:251:ARG:O	1:A:254:ARG:HB3	1.81	0.79
3:M:17:ILE:HD13	3:M:18:CYS:N	1.97	0.79
1:A:416:ARG:HG3	1:A:454:TYR:CE1	2.18	0.79
1:C:372:LEU:N	1:C:372:LEU:HD12	1.97	0.79
2:L:215:THR:O	2:L:218:ALA:N	2.15	0.79
2:F:188:ALA:O	2:F:190:SER:N	2.15	0.79
2:F:175:MET:HE3	3:O:124:GLN:HB3	1.63	0.79
2:L:362:ALA:HA	2:L:370:VAL:HG13	1.64	0.79
1:I:251:ARG:O	1:I:254:ARG:HB3	1.81	0.79
3:M:34:MET:HB3	3:M:35:PRO:HD3	1.63	0.79
1:K:416:ARG:HG3	1:K:454:TYR:CE1	2.18	0.79

Continued on next page...

Continued from previous page...

Atom-1	Atom-2	Interatomic distance (Å)	Clash overlap (Å)
2:L:169:ILE:HG12	2:L:180:ARG:HB3	1.65	0.79
2:B:122:LEU:O	2:B:125:PRO:HD2	1.82	0.79
3:V:106:ASN:CB	3:V:109:ILE:HD11	2.11	0.79
1:E:498:ILE:HG22	1:E:499:GLN:N	1.96	0.79
1:G:325:ARG:O	1:G:328:ALA:HB3	1.81	0.79
1:E:416:ARG:HG3	1:E:454:TYR:CE1	2.18	0.79
1:G:416:ARG:HG3	1:G:454:TYR:CE1	2.18	0.79
2:J:134:ASP:O	2:J:138:ARG:HG2	1.82	0.79
2:H:134:ASP:O	2:H:138:ARG:HG2	1.83	0.79
4:X:127:SER:HB3	4:X:130:SER:CB	2.12	0.79
3:V:183:VAL:HG13	3:V:188:ASN:O	1.81	0.79
1:A:205:SER:O	1:A:208:MET:HB2	1.83	0.79
1:K:205:SER:O	1:K:208:MET:HB2	1.83	0.79
2:F:529:LEU:HD21	2:F:537:ALA:HA	1.63	0.79
1:C:416:ARG:HG3	1:C:454:TYR:HE1	1.48	0.79
2:D:473:PHE:C	2:D:475:ASP:H	1.82	0.79
2:B:175:MET:HE3	3:M:124:GLN:HB3	1.63	0.79
3:P:269:LEU:N	3:P:269:LEU:HD23	1.97	0.79
3:V:135:ILE:O	3:V:135:ILE:HD12	1.83	0.79
1:G:561:GLN:HG2	2:H:522:ARG:HH22	1.48	0.79
1:C:416:ARG:HG3	1:C:454:TYR:CE1	2.18	0.79
2:D:122:LEU:O	2:D:125:PRO:HD2	1.82	0.79
1:G:138:LEU:N	1:G:138:LEU:HD22	1.98	0.79
1:I:138:LEU:H	1:I:138:LEU:CD2	1.94	0.79
4:X:48:SER:HA	4:X:59:TYR:CE2	2.17	0.79
3:M:24:ASP:O	3:M:26:ASP:N	2.14	0.79
2:J:165:LEU:O	2:J:169:ILE:HG13	1.82	0.78
1:C:159:LEU:O	1:C:162:VAL:HB	1.82	0.78
2:D:139:LYS:HD3	2:D:175:MET:CE	2.14	0.78
3:R:106:ASN:HB3	3:R:109:ILE:CD1	2.12	0.78
3:R:183:VAL:HG13	3:R:188:ASN:O	1.81	0.78
1:A:208:MET:HE3	1:A:212:PHE:HD1	1.47	0.78
4:S:30:LYS:HZ2	4:S:30:LYS:HB2	1.48	0.78
3:V:17:ILE:HD13	3:V:18:CYS:N	1.97	0.78
1:E:147:LYS:HA	1:E:147:LYS:HE2	1.62	0.78
2:J:140:THR:O	2:J:143:VAL:HB	1.83	0.78
2:F:139:LYS:HD3	2:F:175:MET:CE	2.14	0.78
3:M:106:ASN:CB	3:M:109:ILE:HD11	2.11	0.78
3:N:106:ASN:HB3	3:N:109:ILE:CD1	2.12	0.78
3:P:24:ASP:O	3:P:26:ASP:N	2.14	0.78
2:F:12:LYS:HG2	2:F:13:GLY:H	1.46	0.78

Continued on next page...

Continued from previous page...

Atom-1	Atom-2	Interatomic distance (Å)	Clash overlap (Å)
3:V:34:MET:HB3	3:V:35:PRO:HD3	1.63	0.78
2:D:208:LEU:HD11	2:D:243:ARG:HD2	1.63	0.78
1:G:230:GLY:HA3	2:J:461:ASN:HD21	1.49	0.78
2:J:175:MET:HE3	3:R:124:GLN:HB3	1.63	0.78
2:B:169:ILE:HG12	2:B:180:ARG:HB3	1.65	0.78
2:D:578:PRO:O	2:D:582:VAL:HG23	1.81	0.78
1:A:138:LEU:HD22	1:A:138:LEU:N	1.98	0.78
1:K:498:ILE:HG22	1:K:499:GLN:N	1.96	0.78
2:J:362:ALA:HA	2:J:370:VAL:HG13	1.63	0.78
1:I:205:SER:O	1:I:208:MET:HB2	1.83	0.78
3:P:268:ARG:C	3:P:269:LEU:HD23	2.01	0.78
3:M:386:THR:HG22	3:M:389:GLY:H	1.48	0.78
2:H:208:LEU:HD11	2:H:243:ARG:HD2	1.63	0.78
1:G:372:LEU:N	1:G:372:LEU:HD12	1.97	0.78
2:L:140:THR:O	2:L:143:VAL:HB	1.83	0.78
1:C:138:LEU:CD2	1:C:138:LEU:H	1.94	0.78
2:D:169:ILE:HG12	2:D:180:ARG:HB3	1.65	0.78
2:D:175:MET:HE3	3:N:124:GLN:HB3	1.63	0.78
2:F:215:THR:O	2:F:218:ALA:N	2.15	0.78
3:V:343:TRP:CH2	3:V:356:MET:HB2	2.19	0.78
4:S:127:SER:HB3	4:S:130:SER:CB	2.12	0.78
2:B:450:TRP:HB2	2:B:483:GLN:CG	2.14	0.78
1:C:561:GLN:HG2	2:D:522:ARG:HH22	1.48	0.78
2:J:139:LYS:HD3	2:J:175:MET:CE	2.14	0.78
2:L:162:LEU:O	2:L:165:LEU:HB2	1.84	0.78
3:N:118:MET:HB2	3:N:123:PRO:HA	1.66	0.78
4:Q:10:ARG:O	4:Q:40:LEU:HD22	1.84	0.78
1:E:138:LEU:N	1:E:138:LEU:HD22	1.98	0.78
3:R:104:ARG:HA	3:R:107:PHE:CE1	2.18	0.78
3:P:135:ILE:HD12	3:P:135:ILE:O	1.83	0.78
3:N:34:MET:HB3	3:N:35:PRO:HD3	1.63	0.78
3:P:56:ARG:N	3:P:56:ARG:HD2	1.99	0.78
3:M:56:ARG:N	3:M:56:ARG:HD2	1.99	0.78
1:I:416:ARG:HG3	1:I:454:TYR:CE1	2.18	0.78
1:I:416:ARG:HG3	1:I:454:TYR:HE1	1.48	0.78
3:R:118:MET:HB2	3:R:123:PRO:HA	1.66	0.78
2:H:169:ILE:HG12	2:H:180:ARG:HB3	1.65	0.78
2:D:140:THR:O	2:D:143:VAL:HB	1.83	0.78
1:E:236:ASP:OD2	1:E:237:VAL:N	2.17	0.78
3:M:104:ARG:HA	3:M:107:PHE:CE1	2.18	0.78
1:E:208:MET:HE3	1:E:212:PHE:CD1	2.18	0.78

Continued on next page...

Continued from previous page...

Atom-1	Atom-2	Interatomic distance (Å)	Clash overlap (Å)
1:G:205:SER:O	1:G:208:MET:HB2	1.83	0.78
1:C:208:MET:HE3	1:C:212:PHE:HD1	1.47	0.78
3:N:386:THR:HG22	3:N:389:GLY:H	1.48	0.78
2:B:466:LEU:H	2:B:466:LEU:HD12	1.49	0.78
1:E:416:ARG:HG3	1:E:454:TYR:HE1	1.48	0.78
2:H:401:THR:HB	2:H:403:VAL:HG23	1.66	0.78
4:W:108:GLU:HG3	4:W:109:LYS:H	1.44	0.78
4:W:48:SER:HA	4:W:59:TYR:CE2	2.17	0.78
2:H:362:ALA:HA	2:H:370:VAL:HG13	1.64	0.78
2:D:347:SER:H	2:D:350:ASN:ND2	1.82	0.78
3:P:104:ARG:HA	3:P:107:PHE:CE1	2.18	0.78
3:R:269:LEU:N	3:R:269:LEU:HD23	1.97	0.78
1:K:303:SER:O	1:K:307:VAL:HG23	1.84	0.78
3:N:56:ARG:HD2	3:N:56:ARG:N	1.99	0.78
2:L:401:THR:HB	2:L:403:VAL:HG23	1.66	0.78
2:J:569:THR:HG22	2:J:571:ALA:N	1.99	0.78
2:B:162:LEU:O	2:B:165:LEU:HB2	1.84	0.78
1:C:236:ASP:OD2	1:C:237:VAL:N	2.17	0.78
1:C:227:ILE:HD11	1:C:274:VAL:HG22	1.66	0.78
4:X:71:ILE:HG22	4:X:72:GLU:N	1.99	0.78
3:R:178:ALA:HB1	3:R:415:ASN:HB2	1.66	0.78
2:L:12:LYS:HG2	2:L:13:GLY:H	1.46	0.78
3:V:178:ALA:HB1	3:V:415:ASN:HB2	1.66	0.78
3:P:386:THR:HG22	3:P:389:GLY:H	1.48	0.78
2:L:450:TRP:HB2	2:L:483:GLN:CG	2.14	0.78
2:L:569:THR:HG22	2:L:571:ALA:N	1.99	0.78
2:B:134:ASP:O	2:B:138:ARG:HG2	1.82	0.78
2:B:139:LYS:HD3	2:B:175:MET:CE	2.14	0.78
2:H:162:LEU:O	2:H:165:LEU:HB2	1.84	0.78
2:H:569:THR:HG22	2:H:571:ALA:N	1.99	0.78
1:A:236:ASP:OD2	1:A:237:VAL:N	2.17	0.78
4:U:8:PHE:O	4:U:66:TYR:HB2	1.84	0.78
3:M:106:ASN:HB3	3:M:109:ILE:CD1	2.12	0.78
1:K:208:MET:HE3	1:K:212:PHE:CD1	2.19	0.78
3:M:269:LEU:N	3:M:269:LEU:HD23	1.97	0.78
3:R:56:ARG:N	3:R:56:ARG:HD2	1.99	0.78
2:J:522:ARG:HG2	2:J:526:TYR:HE1	1.49	0.78
2:F:104:ALA:HB1	2:F:136:TYR:HD2	1.49	0.78
2:F:140:THR:O	2:F:143:VAL:HB	1.83	0.78
2:F:165:LEU:O	2:F:169:ILE:HG13	1.82	0.78
3:O:118:MET:HB2	3:O:123:PRO:HA	1.66	0.78

Continued on next page...

Continued from previous page...

Atom-1	Atom-2	Interatomic distance (Å)	Clash overlap (Å)
1:K:236:ASP:OD2	1:K:237:VAL:N	2.17	0.78
3:O:104:ARG:HA	3:O:107:PHE:CE1	2.18	0.78
1:A:498:ILE:CG2	1:A:499:GLN:H	1.97	0.78
3:O:343:TRP:CH2	3:O:356:MET:HB2	2.19	0.78
1:C:172:MET:H	1:C:172:MET:HE3	1.49	0.78
3:M:178:ALA:HB1	3:M:415:ASN:HB2	1.66	0.78
1:E:561:GLN:HG2	2:F:522:ARG:HH22	1.48	0.77
2:H:140:THR:O	2:H:143:VAL:HB	1.83	0.77
2:D:104:ALA:HB1	2:D:136:TYR:HD2	1.49	0.77
2:D:162:LEU:O	2:D:165:LEU:HB2	1.84	0.77
2:D:569:THR:HG22	2:D:571:ALA:N	1.99	0.77
1:G:236:ASP:OD2	1:G:237:VAL:N	2.17	0.77
4:W:10:ARG:O	4:W:40:LEU:HD22	1.84	0.77
1:A:227:ILE:HD11	1:A:274:VAL:HG22	1.66	0.77
4:U:71:ILE:HG22	4:U:72:GLU:N	1.99	0.77
1:E:205:SER:O	1:E:208:MET:HB2	1.83	0.77
3:O:135:ILE:O	3:O:135:ILE:HD12	1.83	0.77
4:X:10:ARG:O	4:X:40:LEU:HD22	1.84	0.77
1:K:100:HIS:HE1	1:K:134:MET:HB2	1.49	0.77
2:H:347:SER:H	2:H:350:ASN:ND2	1.82	0.77
4:S:71:ILE:HG22	4:S:72:GLU:N	1.99	0.77
4:T:71:ILE:HG22	4:T:72:GLU:N	1.99	0.77
1:C:303:SER:O	1:C:307:VAL:HG23	1.84	0.77
1:E:303:SER:O	1:E:307:VAL:HG23	1.84	0.77
3:O:56:ARG:HD2	3:O:56:ARG:N	1.99	0.77
2:F:466:LEU:HD12	2:F:466:LEU:H	1.49	0.77
2:H:450:TRP:HB2	2:H:483:GLN:CG	2.14	0.77
2:D:401:THR:HB	2:D:403:VAL:HG23	1.66	0.77
2:J:104:ALA:HB1	2:J:136:TYR:HD2	1.50	0.77
2:D:60:THR:HG22	2:D:61:ASP:N	1.99	0.77
2:F:162:LEU:O	2:F:165:LEU:HB2	1.84	0.77
3:M:343:TRP:CH2	3:M:356:MET:HB2	2.19	0.77
3:V:144:THR:HG22	3:V:145:GLY:H	1.50	0.77
3:R:135:ILE:O	3:R:135:ILE:HD12	1.83	0.77
1:K:416:ARG:HG3	1:K:454:TYR:HE1	1.48	0.77
2:H:466:LEU:HD12	2:H:466:LEU:H	1.49	0.77
1:C:138:LEU:N	1:C:138:LEU:HD22	1.98	0.77
3:V:104:ARG:HA	3:V:107:PHE:CE1	2.18	0.77
1:E:498:ILE:CG2	1:E:499:GLN:H	1.97	0.77
1:C:205:SER:O	1:C:208:MET:HB2	1.83	0.77
3:P:185:ALA:C	3:P:187:GLY:H	1.88	0.77

Continued on next page...

Continued from previous page...

Atom-1	Atom-2	Interatomic distance (Å)	Clash overlap (Å)
3:M:135:ILE:O	3:M:135:ILE:HD12	1.83	0.77
2:L:465:LEU:HD12	2:L:465:LEU:H	1.49	0.77
2:L:104:ALA:HB1	2:L:136:TYR:HD2	1.50	0.77
2:H:139:LYS:HD3	2:H:175:MET:CE	2.14	0.77
3:R:343:TRP:CH2	3:R:356:MET:HB2	2.19	0.77
4:X:8:PHE:O	4:X:66:TYR:HB2	1.84	0.77
2:F:304:ARG:HG2	2:F:573:VAL:HG23	1.67	0.77
3:N:104:ARG:HA	3:N:107:PHE:CE1	2.18	0.77
2:J:347:SER:H	2:J:350:ASN:ND2	1.82	0.77
3:M:144:THR:HG22	3:M:145:GLY:H	1.50	0.77
4:T:10:ARG:O	4:T:40:LEU:HD22	1.84	0.77
4:T:8:PHE:O	4:T:66:TYR:HB2	1.84	0.77
4:Q:8:PHE:O	4:Q:66:TYR:HB2	1.84	0.77
3:P:343:TRP:CH2	3:P:356:MET:HB2	2.19	0.77
1:G:208:MET:HE3	1:G:212:PHE:CD1	2.18	0.77
3:P:252:THR:C	3:P:253:ILE:HD12	2.05	0.77
1:K:561:GLN:HG2	2:L:522:ARG:HH22	1.48	0.77
3:M:118:MET:HB2	3:M:123:PRO:HA	1.66	0.77
3:N:343:TRP:CH2	3:N:356:MET:HB2	2.19	0.77
4:S:10:ARG:O	4:S:40:LEU:HD22	1.84	0.77
2:F:347:SER:H	2:F:350:ASN:ND2	1.82	0.77
3:M:409:VAL:HG12	3:M:410:ARG:N	2.00	0.77
3:N:409:VAL:HG12	3:N:410:ARG:N	2.00	0.77
3:O:409:VAL:HG12	3:O:410:ARG:N	2.00	0.77
2:B:465:LEU:HD12	2:B:465:LEU:H	1.49	0.77
2:F:450:TRP:HB2	2:F:483:GLN:CG	2.14	0.77
2:F:522:ARG:HG2	2:F:526:TYR:HE1	1.49	0.77
3:V:118:MET:HB2	3:V:123:PRO:HA	1.66	0.77
2:F:169:ILE:HG12	2:F:180:ARG:HB3	1.65	0.77
2:H:347:SER:N	2:H:350:ASN:ND2	2.33	0.77
4:Q:71:ILE:HG22	4:Q:72:GLU:N	1.99	0.77
3:R:252:THR:C	3:R:253:ILE:HD12	2.05	0.77
3:V:56:ARG:N	3:V:56:ARG:HD2	1.99	0.77
1:A:309:ALA:O	1:A:312:ILE:HB	1.85	0.77
2:B:401:THR:HB	2:B:403:VAL:HG23	1.66	0.77
2:L:466:LEU:H	2:L:466:LEU:HD12	1.49	0.77
2:J:401:THR:HB	2:J:403:VAL:HG23	1.66	0.77
2:H:60:THR:HG22	2:H:61:ASP:N	1.99	0.77
3:P:118:MET:HB2	3:P:123:PRO:HA	1.66	0.77
4:X:80:THR:O	4:X:83:LEU:HB3	1.85	0.77
2:H:326:VAL:HG12	2:H:338:LYS:HD2	1.67	0.77

Continued on next page...

Continued from previous page...

Atom-1	Atom-2	Interatomic distance (Å)	Clash overlap (Å)
2:L:326:VAL:HG12	2:L:338:LYS:HD2	1.67	0.77
1:G:309:ALA:O	1:G:312:ILE:HB	1.85	0.77
3:O:178:ALA:HB1	3:O:415:ASN:HB2	1.66	0.77
2:H:86:MET:HE2	3:R:237:LYS:HB3	1.67	0.77
3:V:252:THR:C	3:V:253:ILE:HD12	2.05	0.77
1:G:303:SER:O	1:G:307:VAL:HG23	1.84	0.77
4:U:30:LYS:HB2	4:U:30:LYS:HZ2	1.50	0.77
2:J:162:LEU:O	2:J:165:LEU:HB2	1.84	0.77
2:B:569:THR:HG22	2:B:571:ALA:N	1.99	0.77
4:T:8:PHE:H	4:T:8:PHE:HD2	1.33	0.77
4:S:8:PHE:O	4:S:66:TYR:HB2	1.84	0.77
3:R:299:SER:HB3	3:R:348:PHE:CE2	2.20	0.77
1:I:172:MET:H	1:I:172:MET:HE3	1.48	0.77
1:I:227:ILE:HD11	1:I:274:VAL:HG22	1.66	0.77
3:N:135:ILE:O	3:N:135:ILE:HD12	1.83	0.77
2:D:450:TRP:HB2	2:D:483:GLN:CG	2.14	0.76
2:L:139:LYS:HD3	2:L:175:MET:CE	2.14	0.76
2:L:143:VAL:HG12	2:L:147:LYS:HE3	1.67	0.76
2:F:569:THR:HG22	2:F:571:ALA:N	1.99	0.76
1:K:138:LEU:HD22	1:K:138:LEU:N	1.98	0.76
4:U:80:THR:O	4:U:83:LEU:HB3	1.85	0.76
3:R:32:HIS:HD1	3:R:52:HIS:CD2	2.04	0.76
3:M:32:HIS:HD1	3:M:52:HIS:CD2	2.04	0.76
3:V:409:VAL:HG12	3:V:410:ARG:N	2.00	0.76
1:I:561:GLN:HG2	2:J:522:ARG:HH22	1.48	0.76
2:D:522:ARG:HG2	2:D:526:TYR:HE1	1.49	0.76
2:D:304:ARG:HG2	2:D:573:VAL:HG23	1.67	0.76
1:I:138:LEU:HD22	1:I:138:LEU:N	1.98	0.76
1:I:236:ASP:OD2	1:I:237:VAL:N	2.17	0.76
1:K:227:ILE:HD11	1:K:274:VAL:HG22	1.66	0.76
3:O:144:THR:HG22	3:O:145:GLY:H	1.50	0.76
3:P:409:VAL:HG12	3:P:410:ARG:N	2.00	0.76
2:H:465:LEU:HD12	2:H:465:LEU:H	1.50	0.76
1:G:562:ARG:NE	2:H:522:ARG:HD2	2.01	0.76
2:J:450:TRP:HB2	2:J:483:GLN:CG	2.14	0.76
2:L:304:ARG:HG2	2:L:573:VAL:HG23	1.67	0.76
2:B:569:THR:O	2:B:572:SER:HB3	1.85	0.76
2:H:304:ARG:HG2	2:H:573:VAL:HG23	1.67	0.76
4:T:80:THR:O	4:T:83:LEU:HB3	1.85	0.76
2:F:85:ILE:O	2:F:87:ALA:N	2.19	0.76
3:V:299:SER:HB3	3:V:348:PHE:CE2	2.20	0.76

Continued on next page...

Continued from previous page...

Atom-1	Atom-2	Interatomic distance (Å)	Clash overlap (Å)
1:C:309:ALA:O	1:C:312:ILE:HB	1.85	0.76
1:G:227:ILE:HD11	1:G:274:VAL:HG22	1.66	0.76
3:O:32:HIS:HD1	3:O:52:HIS:CD2	2.04	0.76
3:P:144:THR:HG22	3:P:145:GLY:H	1.50	0.76
1:A:561:GLN:HG2	2:B:522:ARG:HH22	1.48	0.76
2:J:143:VAL:HG12	2:J:147:LYS:HE3	1.67	0.76
4:W:107:PHE:CD2	4:W:108:GLU:N	2.53	0.76
4:W:80:THR:O	4:W:83:LEU:HB3	1.85	0.76
2:B:326:VAL:HG12	2:B:338:LYS:HD2	1.67	0.76
2:F:326:VAL:HG12	2:F:338:LYS:HD2	1.67	0.76
1:C:498:ILE:CG2	1:C:499:GLN:H	1.97	0.76
3:N:144:THR:HG22	3:N:145:GLY:H	1.50	0.76
1:A:303:SER:O	1:A:307:VAL:HG23	1.84	0.76
3:R:409:VAL:HG12	3:R:410:ARG:N	2.00	0.76
2:J:465:LEU:H	2:J:465:LEU:HD12	1.49	0.76
2:D:466:LEU:H	2:D:466:LEU:HD12	1.49	0.76
2:H:85:ILE:O	2:H:87:ALA:N	2.19	0.76
2:D:569:THR:O	2:D:572:SER:HB3	1.85	0.76
4:U:10:ARG:O	4:U:40:LEU:HD22	1.84	0.76
4:U:8:PHE:H	4:U:8:PHE:HD2	1.34	0.76
3:N:252:THR:C	3:N:253:ILE:HD12	2.05	0.76
3:P:32:HIS:HD1	3:P:52:HIS:CD2	2.04	0.76
3:N:185:ALA:C	3:N:187:GLY:H	1.88	0.76
3:R:386:THR:HG22	3:R:389:GLY:H	1.48	0.76
1:E:562:ARG:NE	2:F:522:ARG:HD2	2.01	0.76
2:J:103:ARG:O	2:J:107:VAL:HG23	1.86	0.76
2:B:130:LEU:HD21	2:B:141:ALA:CB	2.14	0.76
4:T:11:GLN:N	4:T:11:GLN:NE2	2.32	0.76
2:L:31:LYS:HD3	2:L:64:GLU:HG2	1.68	0.76
3:R:185:ALA:C	3:R:187:GLY:H	1.88	0.76
3:R:144:THR:HG22	3:R:145:GLY:H	1.50	0.76
2:D:465:LEU:HD12	2:D:465:LEU:H	1.49	0.76
2:B:60:THR:HG22	2:B:61:ASP:N	1.99	0.76
4:T:107:PHE:CD2	4:T:108:GLU:N	2.53	0.76
4:Q:48:SER:HA	4:Q:59:TYR:CE2	2.17	0.76
4:W:8:PHE:HD2	4:W:8:PHE:H	1.34	0.76
1:I:498:ILE:CG2	1:I:499:GLN:H	1.97	0.76
1:G:172:MET:H	1:G:172:MET:HE3	1.49	0.76
1:E:309:ALA:O	1:E:312:ILE:HB	1.85	0.76
3:M:252:THR:C	3:M:253:ILE:HD12	2.05	0.76
1:K:309:ALA:O	1:K:312:ILE:HB	1.85	0.76

Continued on next page...

Continued from previous page...

Atom-1	Atom-2	Interatomic distance (Å)	Clash overlap (Å)
1:I:303:SER:O	1:I:307:VAL:HG23	1.84	0.76
3:V:185:ALA:O	3:V:187:GLY:N	2.19	0.76
2:J:466:LEU:HD12	2:J:466:LEU:H	1.49	0.76
2:B:31:LYS:HD3	2:B:64:GLU:HG2	1.68	0.76
2:B:85:ILE:O	2:B:88:VAL:HG23	1.86	0.76
2:H:104:ALA:HB1	2:H:136:TYR:HD2	1.49	0.76
4:T:48:SER:HA	4:T:59:TYR:CE2	2.18	0.76
2:D:85:ILE:O	2:D:88:VAL:HG23	1.86	0.76
4:Q:8:PHE:H	4:Q:8:PHE:HD2	1.34	0.76
1:K:498:ILE:CG2	1:K:499:GLN:H	1.97	0.76
2:J:326:VAL:HG12	2:J:338:LYS:HD2	1.67	0.76
2:F:401:THR:HB	2:F:403:VAL:HG23	1.66	0.76
2:J:31:LYS:HD3	2:J:64:GLU:HG2	1.68	0.76
2:J:85:ILE:O	2:J:87:ALA:N	2.19	0.76
2:J:85:ILE:O	2:J:88:VAL:HG23	1.86	0.76
2:L:103:ARG:O	2:L:107:VAL:HG23	1.86	0.76
3:O:299:SER:HB3	3:O:348:PHE:CE2	2.20	0.76
3:O:252:THR:C	3:O:253:ILE:HD12	2.05	0.76
3:O:386:THR:HG22	3:O:389:GLY:H	1.48	0.76
2:L:522:ARG:HG2	2:L:526:TYR:HE1	1.49	0.76
1:A:230:GLY:HA3	2:D:461:ASN:ND2	2.01	0.76
1:G:100:HIS:HE1	1:G:134:MET:HB2	1.49	0.76
4:Q:80:THR:O	4:Q:83:LEU:HB3	1.85	0.76
2:F:103:ARG:O	2:F:107:VAL:HG23	1.86	0.76
2:F:143:VAL:HG12	2:F:147:LYS:HE3	1.67	0.76
2:F:148:LEU:HA	2:F:151:ILE:CD1	2.16	0.76
1:K:74:ILE:H	1:K:74:ILE:HD12	1.51	0.76
1:E:74:ILE:HD12	1:E:74:ILE:H	1.51	0.76
2:L:347:SER:H	2:L:350:ASN:ND2	1.82	0.76
3:N:178:ALA:HB1	3:N:415:ASN:HB2	1.66	0.76
3:P:178:ALA:HB1	3:P:415:ASN:HB2	1.66	0.76
3:N:32:HIS:HD1	3:N:52:HIS:CD2	2.04	0.76
2:F:465:LEU:HD12	2:F:465:LEU:H	1.49	0.75
1:K:562:ARG:NE	2:L:522:ARG:HD2	2.01	0.75
2:H:522:ARG:HG2	2:H:526:TYR:HE1	1.49	0.75
2:J:304:ARG:HG2	2:J:573:VAL:HG23	1.67	0.75
2:J:60:THR:HG22	2:J:61:ASP:N	1.99	0.75
2:H:148:LEU:HA	2:H:151:ILE:CD1	2.17	0.75
3:M:299:SER:HB3	3:M:348:PHE:CE2	2.20	0.75
1:E:227:ILE:HD11	1:E:274:VAL:HG22	1.66	0.75
3:V:32:HIS:HD1	3:V:52:HIS:CD2	2.04	0.75

Continued on next page...

Continued from previous page...

Atom-1	Atom-2	Interatomic distance (Å)	Clash overlap (Å)
3:M:185:ALA:C	3:M:187:GLY:H	1.88	0.75
1:G:416:ARG:HG3	1:G:454:TYR:HE1	1.48	0.75
2:J:148:LEU:HA	2:J:151:ILE:CD1	2.17	0.75
2:H:85:ILE:O	2:H:88:VAL:HG23	1.86	0.75
2:D:31:LYS:HD3	2:D:64:GLU:HG2	1.68	0.75
4:S:11:GLN:CD	4:S:11:GLN:H	1.90	0.75
4:X:30:LYS:HZ2	4:X:30:LYS:HB2	1.50	0.75
1:G:498:ILE:CG2	1:G:499:GLN:H	1.97	0.75
1:E:152:TYR:O	1:E:155:LYS:HG2	1.86	0.75
1:I:309:ALA:O	1:I:312:ILE:HB	1.85	0.75
2:J:130:LEU:HD21	2:J:141:ALA:CB	2.14	0.75
2:B:104:ALA:HB1	2:B:136:TYR:HD2	1.49	0.75
2:H:103:ARG:O	2:H:107:VAL:HG23	1.86	0.75
4:S:107:PHE:CD2	4:S:108:GLU:N	2.53	0.75
4:S:80:THR:O	4:S:83:LEU:HB3	1.85	0.75
2:F:569:THR:O	2:F:572:SER:HB3	1.85	0.75
4:W:8:PHE:O	4:W:66:TYR:HB2	1.84	0.75
2:L:347:SER:N	2:L:350:ASN:ND2	2.33	0.75
3:P:299:SER:HB3	3:P:348:PHE:CE2	2.20	0.75
2:B:522:ARG:HG2	2:B:526:TYR:HE1	1.49	0.75
2:D:51:PHE:HB3	2:D:52:PRO:HD3	1.68	0.75
1:I:74:ILE:H	1:I:74:ILE:HD12	1.51	0.75
4:X:107:PHE:CD2	4:X:108:GLU:N	2.53	0.75
4:U:107:PHE:CD2	4:U:108:GLU:N	2.53	0.75
2:B:347:SER:H	2:B:350:ASN:ND2	1.82	0.75
1:I:208:MET:HE3	1:I:212:PHE:CD1	2.21	0.75
3:V:386:THR:HG22	3:V:389:GLY:H	1.48	0.75
3:O:185:ALA:O	3:O:187:GLY:N	2.19	0.75
2:J:569:THR:O	2:J:572:SER:HB3	1.85	0.75
2:B:145:VAL:HG11	2:B:165:LEU:HD11	1.69	0.75
2:B:148:LEU:HA	2:B:151:ILE:CD1	2.17	0.75
2:H:31:LYS:HD3	2:H:64:GLU:HG2	1.68	0.75
2:D:145:VAL:HG11	2:D:165:LEU:HD11	1.69	0.75
4:S:48:SER:HA	4:S:59:TYR:CE2	2.17	0.75
1:G:27:ILE:HD12	1:G:61:TYR:CE2	2.22	0.75
4:Q:11:GLN:N	4:Q:11:GLN:NE2	2.32	0.75
2:F:31:LYS:HD3	2:F:64:GLU:HG2	1.68	0.75
4:W:11:GLN:H	4:W:11:GLN:CD	1.90	0.75
1:E:27:ILE:HD12	1:E:61:TYR:CE2	2.22	0.75
2:B:347:SER:N	2:B:350:ASN:ND2	2.33	0.75
2:D:326:VAL:HG12	2:D:338:LYS:HD2	1.67	0.75

Continued on next page...

Continued from previous page...

Atom-1	Atom-2	Interatomic distance (Å)	Clash overlap (Å)
3:N:173:LEU:C	3:N:173:LEU:HD23	2.07	0.75
1:E:430:GLY:HA3	1:E:469:GLN:NE2	2.01	0.75
2:J:51:PHE:HB3	2:J:52:PRO:HD3	1.68	0.75
2:L:85:ILE:O	2:L:88:VAL:HG23	1.86	0.75
2:H:51:PHE:HB3	2:H:52:PRO:HD3	1.68	0.75
2:D:148:LEU:HA	2:D:151:ILE:CD1	2.16	0.75
2:D:85:ILE:O	2:D:87:ALA:N	2.19	0.75
4:Q:107:PHE:CD2	4:Q:108:GLU:N	2.53	0.75
3:R:332:VAL:HG22	3:R:343:TRP:CD1	2.22	0.75
3:V:9:LEU:HD22	3:V:15:VAL:HA	1.69	0.75
3:M:9:LEU:HD22	3:M:15:VAL:HA	1.69	0.75
1:C:208:MET:HE3	1:C:212:PHE:CD1	2.20	0.75
3:M:185:ALA:O	3:M:187:GLY:N	2.19	0.75
3:V:173:LEU:HD23	3:V:173:LEU:C	2.07	0.75
1:A:416:ARG:HG3	1:A:454:TYR:HE1	1.48	0.75
1:A:473:VAL:HG23	1:A:474:GLN:N	2.02	0.75
1:I:562:ARG:NE	2:J:522:ARG:HD2	2.01	0.75
2:B:103:ARG:O	2:B:107:VAL:HG23	1.86	0.75
1:C:100:HIS:HE1	1:C:134:MET:HB2	1.49	0.75
1:A:27:ILE:HD12	1:A:61:TYR:CE2	2.22	0.75
4:Q:16:LEU:C	4:Q:16:LEU:HD12	2.07	0.75
1:I:100:HIS:HE1	1:I:134:MET:HB2	1.49	0.75
1:A:430:GLY:HA3	1:A:469:GLN:NE2	2.01	0.75
3:P:9:LEU:HD22	3:P:15:VAL:HA	1.69	0.75
3:R:185:ALA:O	3:R:187:GLY:N	2.19	0.75
1:K:473:VAL:HG23	1:K:474:GLN:N	2.02	0.75
2:J:486:THR:HG22	2:J:487:ALA:N	2.02	0.75
2:L:145:VAL:HG11	2:L:165:LEU:HD11	1.69	0.75
2:B:85:ILE:O	2:B:87:ALA:N	2.19	0.75
4:X:16:LEU:HD12	4:X:16:LEU:C	2.07	0.75
2:F:347:SER:N	2:F:350:ASN:ND2	2.33	0.75
2:L:60:THR:HG22	2:L:61:ASP:N	1.99	0.75
1:G:473:VAL:HG23	1:G:474:GLN:N	2.02	0.75
2:D:486:THR:HG22	2:D:487:ALA:N	2.02	0.75
2:L:257:LEU:HD11	2:L:567:ILE:HG22	1.69	0.75
2:H:143:VAL:HG12	2:H:147:LYS:HE3	1.67	0.75
2:H:569:THR:O	2:H:572:SER:HB3	1.85	0.75
2:H:55:VAL:O	2:H:58:MET:HB2	1.87	0.75
4:T:11:GLN:CD	4:T:11:GLN:H	1.90	0.75
1:G:74:ILE:H	1:G:74:ILE:HD12	1.51	0.75
4:Q:11:GLN:H	4:Q:11:GLN:CD	1.90	0.75

Continued on next page...

Continued from previous page...

Atom-1	Atom-2	Interatomic distance (Å)	Clash overlap (Å)
2:F:310:VAL:HG12	2:F:317:LEU:HD21	1.69	0.75
2:F:257:LEU:HD11	2:F:567:ILE:HG22	1.69	0.75
4:W:71:ILE:HG22	4:W:72:GLU:N	1.99	0.75
3:V:216:ASP:O	3:V:218:VAL:N	2.20	0.75
4:T:30:LYS:HZ2	4:T:30:LYS:HB2	1.50	0.75
3:P:173:LEU:C	3:P:173:LEU:HD23	2.07	0.75
1:E:473:VAL:HG23	1:E:474:GLN:N	2.02	0.74
2:F:486:THR:HG22	2:F:487:ALA:N	2.02	0.74
1:I:430:GLY:HA3	1:I:469:GLN:NE2	2.01	0.74
2:J:145:VAL:HG11	2:J:165:LEU:HD11	1.69	0.74
2:J:310:VAL:HG12	2:J:317:LEU:HD21	1.69	0.74
2:L:569:THR:O	2:L:572:SER:HB3	1.85	0.74
2:L:85:ILE:O	2:L:87:ALA:N	2.19	0.74
2:B:143:VAL:HG12	2:B:147:LYS:HE3	1.67	0.74
2:D:143:VAL:HG12	2:D:147:LYS:HE3	1.67	0.74
3:P:332:VAL:HG22	3:P:343:TRP:CD1	2.22	0.74
2:B:377:ILE:HG21	2:B:395:LEU:HD21	1.69	0.74
2:D:377:ILE:HG21	2:D:395:LEU:HD21	1.69	0.74
1:K:152:TYR:O	1:K:155:LYS:HG2	1.86	0.74
1:I:152:TYR:O	1:I:155:LYS:HG2	1.87	0.74
3:O:9:LEU:HD22	3:O:15:VAL:HA	1.69	0.74
3:M:216:ASP:O	3:M:218:VAL:N	2.20	0.74
1:C:473:VAL:HG23	1:C:474:GLN:N	2.02	0.74
2:F:60:THR:HG22	2:F:61:ASP:N	1.99	0.74
1:E:5:ILE:HB	1:E:52:LYS:HZ3	1.50	0.74
2:L:377:ILE:HG21	2:L:395:LEU:HD21	1.69	0.74
1:C:152:TYR:O	1:C:155:LYS:HG2	1.86	0.74
3:P:399:GLU:HG3	3:P:400:LYS:N	2.03	0.74
3:R:216:ASP:O	3:R:218:VAL:N	2.20	0.74
2:J:257:LEU:HD11	2:J:567:ILE:HG22	1.69	0.74
2:L:149:HIS:ND1	2:L:187:ILE:HG23	2.03	0.74
1:C:27:ILE:HD12	1:C:61:TYR:CE2	2.22	0.74
4:Q:50:LEU:HD23	4:Q:51:GLU:N	2.03	0.74
1:I:22:GLU:O	1:I:25:GLU:HB3	1.87	0.74
4:X:50:LEU:HD23	4:X:51:GLU:N	2.03	0.74
2:F:51:PHE:HB3	2:F:52:PRO:HD3	1.68	0.74
1:G:152:TYR:O	1:G:155:LYS:HG2	1.86	0.74
3:P:185:ALA:O	3:P:187:GLY:N	2.19	0.74
2:L:55:VAL:O	2:L:58:MET:HB2	1.87	0.74
2:H:252:ASN:O	2:H:255:VAL:HG22	1.87	0.74
3:P:131:LEU:O	3:P:133:GLU:N	2.21	0.74

Continued on next page...

Continued from previous page...

Atom-1	Atom-2	Interatomic distance (Å)	Clash overlap (Å)
2:D:252:ASN:O	2:D:255:VAL:HG22	1.87	0.74
1:I:27:ILE:HD12	1:I:61:TYR:CE2	2.22	0.74
2:F:149:HIS:ND1	2:F:187:ILE:HG23	2.02	0.74
1:E:22:GLU:O	1:E:25:GLU:HB3	1.87	0.74
2:F:377:ILE:HG21	2:F:395:LEU:HD21	1.69	0.74
1:K:430:GLY:HA3	1:K:469:GLN:NE2	2.01	0.74
3:P:276:LEU:HB3	3:P:301:PHE:CZ	2.23	0.74
3:V:276:LEU:HB3	3:V:301:PHE:CZ	2.23	0.74
3:N:185:ALA:O	3:N:187:GLY:N	2.19	0.74
3:O:173:LEU:HD23	3:O:173:LEU:C	2.07	0.74
2:B:486:THR:HG22	2:B:487:ALA:N	2.02	0.74
2:B:149:HIS:ND1	2:B:187:ILE:HG23	2.02	0.74
2:B:304:ARG:HG2	2:B:573:VAL:HG23	1.67	0.74
2:B:51:PHE:HB3	2:B:52:PRO:HD3	1.68	0.74
2:H:130:LEU:HD21	2:H:141:ALA:CB	2.14	0.74
2:L:148:LEU:HA	2:L:151:ILE:CD1	2.17	0.74
2:L:252:ASN:O	2:L:255:VAL:HG22	1.87	0.74
2:B:310:VAL:HG12	2:B:317:LEU:HD21	1.69	0.74
2:B:257:LEU:HD11	2:B:567:ILE:HG22	1.69	0.74
2:D:103:ARG:O	2:D:107:VAL:HG23	1.86	0.74
4:X:8:PHE:H	4:X:8:PHE:HD2	1.33	0.74
2:F:85:ILE:O	2:F:88:VAL:HG23	1.86	0.74
3:O:131:LEU:O	3:O:133:GLU:N	2.21	0.74
4:W:50:LEU:HD23	4:W:51:GLU:N	2.03	0.74
3:O:332:VAL:HG22	3:O:343:TRP:CD1	2.22	0.74
3:M:276:LEU:HB3	3:M:301:PHE:CZ	2.23	0.74
3:P:233:LEU:HD12	3:P:268:ARG:O	1.88	0.74
3:R:56:ARG:HG3	3:R:56:ARG:HH11	1.53	0.74
3:N:216:ASP:O	3:N:218:VAL:N	2.21	0.74
2:L:486:THR:HG22	2:L:487:ALA:N	2.02	0.74
1:C:430:GLY:HA3	1:C:469:GLN:NE2	2.01	0.74
1:C:562:ARG:NE	2:D:522:ARG:HD2	2.01	0.74
1:A:74:ILE:HD12	1:A:74:ILE:H	1.51	0.74
3:N:332:VAL:HG22	3:N:343:TRP:CD1	2.22	0.74
4:X:107:PHE:HD2	4:X:108:GLU:H	1.36	0.74
1:K:27:ILE:HD12	1:K:61:TYR:CE2	2.22	0.74
4:U:11:GLN:H	4:U:11:GLN:CD	1.90	0.74
1:A:152:TYR:O	1:A:155:LYS:HG2	1.86	0.74
1:E:293:VAL:HG11	1:E:313:LEU:HD21	1.70	0.74
3:R:173:LEU:C	3:R:173:LEU:HD23	2.07	0.74
1:A:463:ILE:HD11	1:A:476:ALA:HB1	1.70	0.74

Continued on next page...

Continued from previous page...

Atom-1	Atom-2	Interatomic distance (Å)	Clash overlap (Å)
2:L:51:PHE:HB3	2:L:52:PRO:HD3	1.68	0.74
1:A:100:HIS:HE1	1:A:134:MET:HB2	1.49	0.74
4:S:8:PHE:HD2	4:S:8:PHE:H	1.33	0.74
2:F:55:VAL:O	2:F:58:MET:HB2	1.87	0.74
1:K:22:GLU:O	1:K:25:GLU:HB3	1.87	0.74
4:U:11:GLN:NE2	4:U:11:GLN:N	2.32	0.74
3:M:332:VAL:HG22	3:M:343:TRP:CD1	2.22	0.74
4:U:50:LEU:HD23	4:U:51:GLU:N	2.03	0.74
3:N:9:LEU:HD22	3:N:15:VAL:HA	1.69	0.74
1:G:430:GLY:HA3	1:G:469:GLN:NE2	2.01	0.74
1:G:463:ILE:HD11	1:G:476:ALA:HB1	1.70	0.74
2:D:149:HIS:ND1	2:D:187:ILE:HG23	2.02	0.74
1:G:22:GLU:O	1:G:25:GLU:HB3	1.87	0.74
2:F:169:ILE:HG22	2:F:170:SER:N	2.03	0.74
4:W:11:GLN:NE2	4:W:11:GLN:N	2.32	0.74
3:N:276:LEU:HB3	3:N:301:PHE:CZ	2.22	0.74
2:B:203:SER:O	2:B:206:LYS:HB2	1.88	0.74
3:V:233:LEU:HD12	3:V:268:ARG:O	1.88	0.74
3:N:233:LEU:HD12	3:N:268:ARG:O	1.88	0.74
2:H:412:VAL:O	2:H:415:LYS:HB3	1.88	0.74
3:R:131:LEU:O	3:R:133:GLU:N	2.21	0.74
2:B:55:VAL:O	2:B:58:MET:HB2	1.87	0.74
2:D:215:THR:HB	2:D:218:ALA:CB	2.18	0.74
1:C:293:VAL:HG11	1:C:313:LEU:HD21	1.70	0.74
2:J:492:PHE:HB2	2:J:503:VAL:HG21	1.70	0.73
2:J:149:HIS:ND1	2:J:187:ILE:HG23	2.03	0.73
3:O:11:LEU:N	3:O:11:LEU:CD1	2.50	0.73
2:B:252:ASN:O	2:B:255:VAL:HG22	1.87	0.73
3:M:131:LEU:O	3:M:133:GLU:N	2.21	0.73
2:D:55:VAL:O	2:D:58:MET:HB2	1.87	0.73
2:F:215:THR:HB	2:F:218:ALA:CB	2.18	0.73
4:U:48:SER:HA	4:U:59:TYR:CE2	2.18	0.73
3:V:332:VAL:HG22	3:V:343:TRP:CD1	2.22	0.73
2:J:381:ALA:HB2	2:J:391:CYS:SG	2.28	0.73
3:O:276:LEU:HB3	3:O:301:PHE:CZ	2.22	0.73
3:M:173:LEU:HD23	3:M:173:LEU:C	2.07	0.73
2:H:492:PHE:HB2	2:H:503:VAL:HG21	1.70	0.73
2:D:412:VAL:O	2:D:415:LYS:HB3	1.88	0.73
2:D:492:PHE:HB2	2:D:503:VAL:HG21	1.70	0.73
3:V:131:LEU:O	3:V:133:GLU:N	2.21	0.73
2:B:215:THR:HB	2:B:218:ALA:CB	2.18	0.73

Continued on next page...

Continued from previous page...

Atom-1	Atom-2	Interatomic distance (Å)	Clash overlap (Å)
2:H:257:LEU:HD11	2:H:567:ILE:HG22	1.69	0.73
1:C:74:ILE:H	1:C:74:ILE:HD12	1.51	0.73
1:A:22:GLU:O	1:A:25:GLU:HB3	1.87	0.73
4:X:11:GLN:H	4:X:11:GLN:CD	1.90	0.73
2:F:130:LEU:HD21	2:F:141:ALA:CB	2.14	0.73
3:N:299:SER:HB3	3:N:348:PHE:CE2	2.20	0.73
2:D:203:SER:O	2:D:206:LYS:HB2	1.88	0.73
3:V:86:LYS:O	3:V:89:GLN:HB3	1.88	0.73
2:B:412:VAL:O	2:B:415:LYS:HB3	1.88	0.73
2:J:252:ASN:O	2:J:255:VAL:HG22	1.87	0.73
2:J:55:VAL:O	2:J:58:MET:HB2	1.87	0.73
2:B:295:GLU:O	2:B:299:GLN:HG3	1.89	0.73
2:H:149:HIS:ND1	2:H:187:ILE:HG23	2.02	0.73
2:H:169:ILE:HG22	2:H:170:SER:N	2.03	0.73
2:D:130:LEU:HD21	2:D:141:ALA:CB	2.14	0.73
3:N:131:LEU:O	3:N:133:GLU:N	2.21	0.73
3:N:11:LEU:N	3:N:11:LEU:CD1	2.50	0.73
1:E:19:THR:HG22	1:E:21:ALA:H	1.54	0.73
2:L:381:ALA:HB2	2:L:391:CYS:SG	2.28	0.73
2:J:377:ILE:HG21	2:J:395:LEU:HD21	1.69	0.73
3:O:56:ARG:HH11	3:O:56:ARG:HG3	1.53	0.73
3:V:56:ARG:HH11	3:V:56:ARG:HG3	1.53	0.73
3:O:86:LYS:O	3:O:89:GLN:HB3	1.88	0.73
1:K:463:ILE:HD11	1:K:476:ALA:HB1	1.70	0.73
1:A:230:GLY:HA3	2:D:461:ASN:HD21	1.53	0.73
2:L:169:ILE:HG22	2:L:170:SER:N	2.03	0.73
2:D:310:VAL:HG12	2:D:317:LEU:HD21	1.69	0.73
3:R:9:LEU:HD22	3:R:15:VAL:HA	1.69	0.73
2:H:381:ALA:HB2	2:H:391:CYS:SG	2.28	0.73
2:D:381:ALA:HB2	2:D:391:CYS:SG	2.28	0.73
3:P:306:THR:CG2	3:P:349:PRO:HA	2.19	0.73
1:I:293:VAL:HG11	1:I:313:LEU:HD21	1.70	0.73
3:P:56:ARG:HG3	3:P:56:ARG:HH11	1.53	0.73
3:N:86:LYS:O	3:N:89:GLN:HB3	1.88	0.73
1:I:473:VAL:HG23	1:I:474:GLN:N	2.02	0.73
2:J:215:THR:HB	2:J:218:ALA:CB	2.18	0.73
2:J:564:ILE:O	2:J:567:ILE:HG13	1.89	0.73
2:L:295:GLU:O	2:L:299:GLN:HG3	1.89	0.73
1:C:97:GLN:HA	1:C:100:HIS:HB3	1.70	0.73
1:I:19:THR:HG22	1:I:21:ALA:H	1.53	0.73
2:F:252:ASN:O	2:F:255:VAL:HG22	1.87	0.73

Continued on next page...

Continued from previous page...

Atom-1	Atom-2	Interatomic distance (Å)	Clash overlap (Å)
3:R:276:LEU:HB3	3:R:301:PHE:CZ	2.23	0.73
3:V:185:ALA:C	3:V:187:GLY:H	1.88	0.73
3:O:185:ALA:C	3:O:187:GLY:H	1.88	0.73
2:F:478:THR:HA	2:F:481:GLN:NE2	2.04	0.73
1:G:475:VAL:O	1:G:478:TRP:HB3	1.89	0.73
1:C:463:ILE:HD11	1:C:476:ALA:HB1	1.70	0.73
2:L:310:VAL:HG12	2:L:317:LEU:HD21	1.69	0.73
2:L:564:ILE:O	2:L:567:ILE:HG13	1.89	0.73
2:D:169:ILE:HG22	2:D:170:SER:N	2.03	0.73
2:D:564:ILE:O	2:D:567:ILE:HG13	1.89	0.73
1:G:97:GLN:HA	1:G:100:HIS:HB3	1.70	0.73
1:G:19:THR:HG22	1:G:21:ALA:H	1.53	0.73
2:F:145:VAL:HG11	2:F:165:LEU:HD11	1.69	0.73
1:K:19:THR:HG22	1:K:21:ALA:H	1.54	0.73
1:C:270:ILE:HG23	1:C:271:LEU:HD22	1.70	0.73
4:T:50:LEU:HD23	4:T:51:GLU:N	2.03	0.73
3:O:216:ASP:O	3:O:218:VAL:N	2.20	0.73
3:O:399:GLU:HG3	3:O:400:LYS:N	2.03	0.73
3:R:399:GLU:HG3	3:R:400:LYS:N	2.03	0.73
1:A:293:VAL:HG11	1:A:313:LEU:HD21	1.70	0.73
1:A:475:VAL:O	1:A:478:TRP:HB3	1.89	0.73
1:A:233:PRO:HD2	2:D:464:GLU:OE2	1.89	0.73
2:J:100:PRO:HA	2:J:103:ARG:HG2	1.71	0.73
2:H:100:PRO:HA	2:H:103:ARG:HG2	1.70	0.73
2:H:145:VAL:HG11	2:H:165:LEU:HD11	1.69	0.73
2:H:564:ILE:O	2:H:567:ILE:HG13	1.89	0.73
4:X:76:ASN:O	4:X:79:ILE:HG22	1.89	0.73
1:K:270:ILE:HG23	1:K:271:LEU:HD22	1.71	0.73
1:G:293:VAL:HG11	1:G:313:LEU:HD21	1.70	0.73
3:R:233:LEU:HD12	3:R:268:ARG:O	1.88	0.73
3:O:233:LEU:HD12	3:O:268:ARG:O	1.88	0.73
2:B:418:PHE:CE1	2:B:425:TYR:HB2	2.24	0.73
2:B:492:PHE:HB2	2:B:503:VAL:HG21	1.70	0.73
2:L:478:THR:HA	2:L:481:GLN:NE2	2.04	0.73
2:J:169:ILE:HG22	2:J:170:SER:N	2.03	0.73
4:Q:76:ASN:O	4:Q:79:ILE:HG22	1.89	0.73
2:F:100:PRO:HA	2:F:103:ARG:HG2	1.70	0.73
4:W:30:LYS:HB2	4:W:30:LYS:HZ2	1.53	0.73
1:A:208:MET:HE3	1:A:212:PHE:CD1	2.22	0.73
3:P:86:LYS:O	3:P:89:GLN:HB3	1.88	0.73
2:F:412:VAL:O	2:F:415:LYS:HB3	1.88	0.73

Continued on next page...

Continued from previous page...

Atom-1	Atom-2	Interatomic distance (Å)	Clash overlap (Å)
2:L:412:VAL:O	2:L:415:LYS:HB3	1.88	0.73
2:H:478:THR:HA	2:H:481:GLN:NE2	2.04	0.73
1:A:97:GLN:HA	1:A:100:HIS:HB3	1.70	0.73
1:I:97:GLN:HA	1:I:100:HIS:HB3	1.70	0.73
1:K:8:ARG:HD2	3:P:337:GLU:CB	2.19	0.73
4:W:16:LEU:HD12	4:W:16:LEU:C	2.07	0.73
4:U:16:LEU:C	4:U:16:LEU:HD12	2.07	0.73
3:V:306:THR:CG2	3:V:349:PRO:HA	2.19	0.73
1:E:270:ILE:HG23	1:E:271:LEU:HD22	1.71	0.73
2:H:203:SER:O	2:H:206:LYS:HB2	1.88	0.73
2:F:418:PHE:CE1	2:F:425:TYR:HB2	2.24	0.73
4:S:76:ASN:O	4:S:79:ILE:HG22	1.89	0.73
4:Q:16:LEU:HD13	4:Q:111:TYR:CZ	2.24	0.73
2:F:381:ALA:HB2	2:F:391:CYS:SG	2.28	0.73
3:M:233:LEU:HD12	3:M:268:ARG:O	1.88	0.73
2:J:555:ILE:HG22	2:J:556:GLU:N	2.04	0.72
2:B:564:ILE:O	2:B:567:ILE:HG13	1.89	0.72
1:C:22:GLU:O	1:C:25:GLU:HB3	1.87	0.72
1:E:100:HIS:HE1	1:E:134:MET:HB2	1.49	0.72
2:J:347:SER:N	2:J:350:ASN:ND2	2.33	0.72
2:L:418:PHE:CE1	2:L:425:TYR:HB2	2.24	0.72
2:J:418:PHE:CE1	2:J:425:TYR:HB2	2.24	0.72
2:D:418:PHE:CE1	2:D:425:TYR:HB2	2.24	0.72
2:H:486:THR:HG22	2:H:487:ALA:N	2.02	0.72
2:J:412:VAL:O	2:J:415:LYS:HB3	1.88	0.72
2:J:147:LYS:HE2	3:R:120:PHE:HB2	1.72	0.72
2:L:555:ILE:HG22	2:L:556:GLU:N	2.04	0.72
2:H:215:THR:HB	2:H:218:ALA:CB	2.18	0.72
2:H:295:GLU:O	2:H:299:GLN:HG3	1.89	0.72
2:H:310:VAL:HG12	2:H:317:LEU:HD21	1.69	0.72
2:D:295:GLU:O	2:D:299:GLN:HG3	1.89	0.72
4:U:16:LEU:HD13	4:U:111:TYR:CZ	2.24	0.72
4:U:76:ASN:O	4:U:79:ILE:HG22	1.89	0.72
2:L:373:ALA:O	2:L:376:ALA:HB3	1.89	0.72
2:F:203:SER:O	2:F:206:LYS:HB2	1.88	0.72
2:L:492:PHE:HB2	2:L:503:VAL:HG21	1.70	0.72
1:C:19:THR:HG22	1:C:21:ALA:H	1.53	0.72
4:S:16:LEU:C	4:S:16:LEU:HD12	2.07	0.72
2:F:564:ILE:O	2:F:567:ILE:HG13	1.89	0.72
1:K:57:HIS:O	1:K:59:LEU:N	2.23	0.72
2:L:347:SER:O	2:L:351:ILE:HG13	1.90	0.72

Continued on next page...

Continued from previous page...

Atom-1	Atom-2	Interatomic distance (Å)	Clash overlap (Å)
3:M:60:ILE:HD11	3:M:67:LEU:HD23	1.72	0.72
2:B:381:ALA:HB2	2:B:391:CYS:SG	2.28	0.72
1:G:270:ILE:HG23	1:G:271:LEU:HD22	1.71	0.72
2:L:203:SER:O	2:L:206:LYS:HB2	1.88	0.72
4:S:50:LEU:HD23	4:S:51:GLU:N	2.03	0.72
3:M:56:ARG:HH11	3:M:56:ARG:HG3	1.53	0.72
1:K:475:VAL:O	1:K:478:TRP:HB3	1.89	0.72
1:I:475:VAL:O	1:I:478:TRP:HB3	1.89	0.72
2:L:100:PRO:HA	2:L:103:ARG:HG2	1.70	0.72
2:L:215:THR:HB	2:L:218:ALA:CB	2.18	0.72
2:D:257:LEU:HD11	2:D:567:ILE:HG22	1.69	0.72
1:G:57:HIS:O	1:G:59:LEU:N	2.23	0.72
3:R:327:THR:HG22	3:R:329:VAL:N	2.04	0.72
2:F:188:ALA:HB1	2:F:195:ASN:HB3	1.72	0.72
2:F:347:SER:O	2:F:351:ILE:HG13	1.90	0.72
2:J:347:SER:O	2:J:351:ILE:HG13	1.90	0.72
2:D:347:SER:O	2:D:351:ILE:HG13	1.90	0.72
3:V:327:THR:HG22	3:V:329:VAL:N	2.04	0.72
2:J:373:ALA:O	2:J:376:ALA:HB3	1.89	0.72
3:N:306:THR:CG2	3:N:349:PRO:HA	2.19	0.72
3:O:306:THR:CG2	3:O:349:PRO:HA	2.19	0.72
3:R:306:THR:CG2	3:R:349:PRO:HA	2.19	0.72
1:K:293:VAL:HG11	1:K:313:LEU:HD21	1.70	0.72
3:V:399:GLU:HG3	3:V:400:LYS:N	2.02	0.72
2:H:418:PHE:CE1	2:H:425:TYR:HB2	2.24	0.72
3:N:399:GLU:HG3	3:N:400:LYS:N	2.02	0.72
3:M:399:GLU:HG3	3:M:400:LYS:N	2.03	0.72
3:R:86:LYS:O	3:R:89:GLN:HB3	1.88	0.72
1:E:585:PRO:HG2	2:F:524:TYR:CE1	2.25	0.72
4:T:16:LEU:HD13	4:T:111:TYR:CZ	2.24	0.72
2:F:259:ALA:O	2:F:262:VAL:HG22	1.90	0.72
1:E:475:VAL:O	1:E:478:TRP:HB3	1.89	0.72
1:C:475:VAL:O	1:C:478:TRP:HB3	1.89	0.72
2:J:295:GLU:O	2:J:299:GLN:HG3	1.89	0.72
2:H:570:LEU:HD12	3:P:74:ASN:HA	1.72	0.72
3:O:60:ILE:HD11	3:O:67:LEU:HD23	1.72	0.72
3:V:60:ILE:HD11	3:V:67:LEU:HD23	1.72	0.72
2:J:203:SER:O	2:J:206:LYS:HB2	1.88	0.72
3:P:216:ASP:O	3:P:218:VAL:N	2.21	0.72
2:D:420:LYS:C	2:D:421:TYR:HD2	1.93	0.72
1:E:463:ILE:HD11	1:E:476:ALA:HB1	1.70	0.72

Continued on next page...

Continued from previous page...

Atom-1	Atom-2	Interatomic distance (Å)	Clash overlap (Å)
1:C:531:MET:HE2	1:C:581:LEU:HD11	1.72	0.72
2:J:259:ALA:O	2:J:262:VAL:HG22	1.90	0.72
2:B:555:ILE:HG22	2:B:556:GLU:N	2.04	0.72
1:C:54:LEU:HD22	1:C:91:LEU:HD12	1.71	0.72
4:T:16:LEU:C	4:T:16:LEU:HD12	2.07	0.72
2:D:100:PRO:HA	2:D:103:ARG:HG2	1.70	0.72
1:E:97:GLN:HA	1:E:100:HIS:HB3	1.70	0.72
2:B:347:SER:O	2:B:351:ILE:HG13	1.90	0.72
3:N:285:LYS:O	3:N:286:HIS:HB2	1.90	0.72
2:F:492:PHE:HB2	2:F:503:VAL:HG21	1.70	0.72
1:I:57:HIS:O	1:I:59:LEU:N	2.23	0.72
2:F:570:LEU:HD12	3:O:74:ASN:HA	1.72	0.72
2:H:347:SER:O	2:H:351:ILE:HG13	1.90	0.72
3:M:306:THR:CG2	3:M:349:PRO:HA	2.19	0.72
1:A:322:LYS:O	1:A:323:ASN:C	2.27	0.72
1:C:478:TRP:CZ2	1:C:482:GLU:HG3	2.25	0.72
4:T:76:ASN:O	4:T:79:ILE:HG22	1.89	0.72
1:A:19:THR:HG22	1:A:21:ALA:H	1.53	0.72
4:X:11:GLN:N	4:X:11:GLN:NE2	2.32	0.72
4:X:16:LEU:HD13	4:X:111:TYR:CZ	2.24	0.72
2:H:377:ILE:HG21	2:H:395:LEU:HD21	1.69	0.72
3:P:60:ILE:HD11	3:P:67:LEU:HD23	1.72	0.72
1:I:270:ILE:HG23	1:I:271:LEU:HD22	1.70	0.72
1:G:208:MET:O	1:G:212:PHE:HB2	1.90	0.72
3:M:86:LYS:O	3:M:89:GLN:HB3	1.88	0.72
1:A:585:PRO:HG2	2:B:524:TYR:CE1	2.25	0.72
1:G:478:TRP:CZ2	1:G:482:GLU:HG3	2.25	0.72
2:B:139:LYS:HD3	2:B:175:MET:HE1	1.72	0.72
1:G:54:LEU:HD22	1:G:91:LEU:HD12	1.71	0.72
1:I:5:ILE:HB	1:I:52:LYS:HZ3	1.54	0.72
1:K:54:LEU:HD22	1:K:91:LEU:HD12	1.71	0.72
2:F:373:ALA:O	2:F:376:ALA:HB3	1.89	0.72
2:B:420:LYS:C	2:B:421:TYR:HD2	1.93	0.72
1:G:585:PRO:HG2	2:H:524:TYR:CE1	2.25	0.71
1:I:585:PRO:HG2	2:J:524:TYR:CE1	2.25	0.71
2:J:478:THR:HA	2:J:481:GLN:NE2	2.04	0.71
1:C:583:ARG:HB2	2:D:528:ARG:NH1	2.05	0.71
2:J:570:LEU:HD12	3:R:74:ASN:HA	1.72	0.71
2:H:569:THR:HG22	2:H:571:ALA:H	1.55	0.71
2:D:569:THR:HG22	2:D:571:ALA:H	1.55	0.71
3:M:321:ASP:CG	3:M:322:SER:H	1.93	0.71

Continued on next page...

Continued from previous page...

Atom-1	Atom-2	Interatomic distance (Å)	Clash overlap (Å)
2:F:522:ARG:O	2:F:526:TYR:CD1	2.43	0.71
1:K:478:TRP:CZ2	1:K:482:GLU:HG3	2.25	0.71
2:H:452:VAL:HG13	2:H:453:GLY:N	2.06	0.71
2:H:522:ARG:O	2:H:526:TYR:CD1	2.43	0.71
2:D:478:THR:HA	2:D:481:GLN:NE2	2.04	0.71
2:L:255:VAL:HG23	2:L:256:VAL:N	2.05	0.71
2:H:569:THR:H	2:H:572:SER:HB2	1.55	0.71
2:D:188:ALA:HB1	2:D:195:ASN:HB3	1.72	0.71
2:D:259:ALA:O	2:D:262:VAL:HG22	1.90	0.71
3:N:295:VAL:HG23	3:N:356:MET:HB3	1.72	0.71
3:N:321:ASP:CG	3:N:322:SER:H	1.93	0.71
3:P:11:LEU:CD1	3:P:11:LEU:N	2.50	0.71
4:W:10:ARG:NH1	4:W:61:ARG:HE	1.88	0.71
4:W:16:LEU:HD13	4:W:111:TYR:CZ	2.24	0.71
2:B:285:ALA:CB	2:B:286:PRO:HD3	2.20	0.71
2:B:493:LEU:C	2:B:495:LYS:H	1.94	0.71
1:A:562:ARG:NE	2:B:522:ARG:HD2	2.01	0.71
2:J:343:ILE:O	2:J:345:LEU:N	2.24	0.71
2:B:169:ILE:HG22	2:B:170:SER:N	2.03	0.71
2:B:47:VAL:HG23	2:B:76:TYR:OH	1.91	0.71
1:C:57:HIS:O	1:C:59:LEU:N	2.23	0.71
1:A:54:LEU:HD22	1:A:91:LEU:HD12	1.71	0.71
3:N:327:THR:HG22	3:N:329:VAL:N	2.04	0.71
2:F:295:GLU:O	2:F:299:GLN:HG3	1.89	0.71
3:R:60:ILE:HD11	3:R:67:LEU:HD23	1.72	0.71
1:K:322:LYS:O	1:K:323:ASN:C	2.27	0.71
2:F:484:LEU:O	2:F:488:ILE:HG12	1.91	0.71
1:C:585:PRO:HG2	2:D:524:TYR:CE1	2.25	0.71
2:L:569:THR:HG22	2:L:571:ALA:H	1.55	0.71
2:B:100:PRO:HA	2:B:103:ARG:HG2	1.71	0.71
2:B:259:ALA:O	2:B:262:VAL:HG22	1.90	0.71
2:B:569:THR:HG22	2:B:571:ALA:H	1.55	0.71
4:W:76:ASN:O	4:W:79:ILE:HG22	1.89	0.71
2:L:47:VAL:HG23	2:L:76:TYR:OH	1.91	0.71
3:V:295:VAL:HG23	3:V:356:MET:HB3	1.72	0.71
1:A:270:ILE:HG23	1:A:271:LEU:HD22	1.70	0.71
1:G:322:LYS:O	1:G:323:ASN:C	2.27	0.71
2:J:292:LEU:C	2:J:294:ALA:H	1.93	0.71
2:B:292:LEU:C	2:B:294:ALA:H	1.93	0.71
2:L:484:LEU:O	2:L:488:ILE:HG12	1.91	0.71
2:J:452:VAL:HG13	2:J:453:GLY:N	2.06	0.71

Continued on next page...

Continued from previous page...

Atom-1	Atom-2	Interatomic distance (Å)	Clash overlap (Å)
1:A:57:HIS:O	1:A:59:LEU:N	2.23	0.71
1:E:6:ARG:CD	3:M:337:GLU:HG2	2.18	0.71
3:O:327:THR:HG22	3:O:329:VAL:N	2.04	0.71
3:O:295:VAL:HG23	3:O:356:MET:HB3	1.72	0.71
3:O:202:VAL:CG1	3:O:204:LEU:HG	2.21	0.71
1:K:208:MET:O	1:K:212:PHE:HB2	1.90	0.71
3:M:285:LYS:O	3:M:286:HIS:HB2	1.90	0.71
2:L:420:LYS:C	2:L:421:TYR:HD2	1.93	0.71
3:R:321:ASP:CG	3:R:322:SER:H	1.93	0.71
2:B:484:LEU:O	2:B:488:ILE:HG12	1.91	0.71
2:J:217:TRP:HE3	2:J:217:TRP:H	1.39	0.71
2:L:259:ALA:O	2:L:262:VAL:HG22	1.90	0.71
2:B:188:ALA:HB1	2:B:195:ASN:HB3	1.72	0.71
2:D:147:LYS:HE2	3:N:120:PHE:HB2	1.72	0.71
4:S:16:LEU:HD13	4:S:111:TYR:CZ	2.24	0.71
1:I:54:LEU:HD22	1:I:91:LEU:HD12	1.71	0.71
2:F:217:TRP:H	2:F:217:TRP:HE3	1.39	0.71
1:K:97:GLN:HA	1:K:100:HIS:HB3	1.70	0.71
4:X:127:SER:CB	4:X:130:SER:HB2	2.21	0.71
2:F:420:LYS:C	2:F:421:TYR:HD2	1.93	0.71
1:A:561:GLN:HG2	2:B:522:ARG:NH2	2.06	0.71
1:I:463:ILE:HD11	1:I:476:ALA:HB1	1.70	0.71
2:J:47:VAL:HG23	2:J:76:TYR:OH	1.91	0.71
2:B:569:THR:H	2:B:572:SER:HB2	1.55	0.71
2:H:147:LYS:HE2	3:P:120:PHE:HB2	1.72	0.71
2:D:343:ILE:O	2:D:345:LEU:N	2.24	0.71
2:F:569:THR:H	2:F:572:SER:HB2	1.55	0.71
3:P:327:THR:HG22	3:P:329:VAL:N	2.04	0.71
1:E:57:HIS:O	1:E:59:LEU:N	2.23	0.71
2:B:373:ALA:O	2:B:376:ALA:HB3	1.89	0.71
3:N:202:VAL:CG1	3:N:204:LEU:HG	2.21	0.71
3:M:202:VAL:CG1	3:M:204:LEU:HG	2.21	0.71
3:M:178:ALA:HA	3:M:414:GLN:O	1.91	0.71
3:P:178:ALA:HA	3:P:414:GLN:O	1.91	0.71
1:I:322:LYS:O	1:I:323:ASN:C	2.27	0.71
3:N:56:ARG:HG3	3:N:56:ARG:HH11	1.53	0.71
3:V:321:ASP:CG	3:V:322:SER:H	1.93	0.71
1:A:583:ARG:HB2	2:B:528:ARG:NH1	2.05	0.71
1:E:583:ARG:HB2	2:F:528:ARG:NH1	2.05	0.71
1:E:561:GLN:HG2	2:F:522:ARG:NH2	2.06	0.71
1:K:585:PRO:HG2	2:L:524:TYR:CE1	2.25	0.71

Continued on next page...

Continued from previous page...

Atom-1	Atom-2	Interatomic distance (Å)	Clash overlap (Å)
1:I:478:TRP:CZ2	1:I:482:GLU:HG3	2.25	0.71
1:C:489:SER:H	1:C:500:VAL:HG11	1.56	0.71
2:L:180:ARG:O	2:L:183:ALA:HB3	1.91	0.71
2:L:570:LEU:HD12	3:V:74:ASN:HA	1.72	0.71
2:H:139:LYS:HD3	2:H:175:MET:HE1	1.72	0.71
2:H:343:ILE:O	2:H:345:LEU:N	2.24	0.71
2:D:570:LEU:HD12	3:N:74:ASN:HA	1.72	0.71
1:A:489:SER:H	1:A:500:VAL:HG11	1.56	0.71
4:W:127:SER:CB	4:W:130:SER:HB2	2.21	0.71
4:S:127:SER:CB	4:S:130:SER:HB2	2.21	0.71
3:N:178:ALA:HA	3:N:414:GLN:O	1.91	0.71
3:R:178:ALA:HA	3:R:414:GLN:O	1.91	0.71
1:A:212:PHE:CE2	1:A:263:SER:HB3	2.26	0.71
1:C:208:MET:O	1:C:212:PHE:HB2	1.90	0.71
3:V:285:LYS:O	3:V:286:HIS:HB2	1.90	0.71
1:G:583:ARG:HB2	2:H:528:ARG:NH1	2.06	0.71
2:L:188:ALA:HB1	2:L:195:ASN:HB3	1.72	0.71
2:L:569:THR:H	2:L:572:SER:HB2	1.55	0.71
2:H:180:ARG:O	2:H:183:ALA:HB3	1.91	0.71
2:H:259:ALA:O	2:H:262:VAL:HG22	1.90	0.71
2:D:180:ARG:O	2:D:183:ALA:HB3	1.91	0.71
4:S:10:ARG:NH1	4:S:61:ARG:HE	1.88	0.71
1:G:13:THR:HG22	1:G:26:MET:HE1	1.73	0.71
2:F:180:ARG:O	2:F:183:ALA:HB3	1.91	0.71
3:V:178:ALA:HA	3:V:414:GLN:O	1.91	0.71
1:G:212:PHE:CE2	1:G:263:SER:HB3	2.26	0.71
1:I:208:MET:O	1:I:212:PHE:HB2	1.90	0.71
1:I:583:ARG:HB2	2:J:528:ARG:NH1	2.05	0.71
2:J:484:LEU:O	2:J:488:ILE:HG12	1.91	0.71
2:L:230:MET:HG2	2:L:266:PHE:HD2	1.56	0.71
4:X:10:ARG:NH1	4:X:61:ARG:HE	1.88	0.71
2:D:347:SER:N	2:D:350:ASN:ND2	2.33	0.71
3:O:321:ASP:CG	3:O:322:SER:H	1.93	0.71
1:G:561:GLN:HG2	2:H:522:ARG:NH2	2.06	0.70
2:H:484:LEU:O	2:H:488:ILE:HG12	1.91	0.70
2:D:452:VAL:HG13	2:D:453:GLY:N	2.06	0.70
2:J:569:THR:HG22	2:J:571:ALA:H	1.55	0.70
2:J:57:CYS:SG	2:J:65:LEU:HD11	2.31	0.70
2:H:188:ALA:HB1	2:H:195:ASN:HB3	1.72	0.70
4:T:10:ARG:NH1	4:T:61:ARG:HE	1.88	0.70
3:R:295:VAL:HG23	3:R:356:MET:HB3	1.72	0.70

Continued on next page...

Continued from previous page...

Atom-1	Atom-2	Interatomic distance (Å)	Clash overlap (Å)
2:F:57:CYS:SG	2:F:65:LEU:HD11	2.31	0.70
3:V:11:LEU:N	3:V:11:LEU:CD1	2.50	0.70
3:N:60:ILE:HD11	3:N:67:LEU:HD23	1.72	0.70
3:O:178:ALA:HA	3:O:414:GLN:O	1.91	0.70
3:P:415:ASN:CG	3:P:416:GLY:N	2.45	0.70
3:P:285:LYS:O	3:P:286:HIS:HB2	1.90	0.70
2:J:420:LYS:C	2:J:421:TYR:HD2	1.93	0.70
2:H:292:LEU:C	2:H:294:ALA:H	1.93	0.70
2:L:452:VAL:HG13	2:L:453:GLY:N	2.06	0.70
2:H:555:ILE:HG22	2:H:556:GLU:N	2.04	0.70
2:D:255:VAL:HG23	2:D:256:VAL:N	2.05	0.70
4:Q:108:GLU:HG3	4:Q:109:LYS:N	2.06	0.70
1:I:97:GLN:O	1:I:100:HIS:HB3	1.92	0.70
1:E:54:LEU:HD22	1:E:91:LEU:HD12	1.71	0.70
3:M:295:VAL:HG23	3:M:356:MET:HB3	1.72	0.70
4:T:127:SER:CB	4:T:130:SER:HB2	2.21	0.70
2:D:373:ALA:O	2:D:376:ALA:HB3	1.89	0.70
1:K:179:THR:HG22	1:K:180:LYS:N	2.06	0.70
1:E:179:THR:HG22	1:E:180:LYS:N	2.06	0.70
3:N:415:ASN:CG	3:N:416:GLY:N	2.45	0.70
2:H:420:LYS:C	2:H:421:TYR:HD2	1.93	0.70
3:O:285:LYS:O	3:O:286:HIS:HB2	1.90	0.70
1:K:583:ARG:HB2	2:L:528:ARG:NH1	2.05	0.70
2:H:405:TYR:HD1	2:H:406:VAL:N	1.89	0.70
2:J:180:ARG:O	2:J:183:ALA:HB3	1.91	0.70
2:J:230:MET:HG2	2:J:266:PHE:HD2	1.56	0.70
2:J:569:THR:H	2:J:572:SER:HB2	1.55	0.70
2:L:343:ILE:O	2:L:345:LEU:N	2.24	0.70
2:B:343:ILE:O	2:B:345:LEU:N	2.24	0.70
4:T:108:GLU:HG3	4:T:109:LYS:N	2.07	0.70
2:D:555:ILE:HG22	2:D:556:GLU:N	2.04	0.70
2:F:147:LYS:HE2	3:O:120:PHE:HB2	1.72	0.70
2:F:569:THR:HG22	2:F:571:ALA:H	1.55	0.70
3:P:321:ASP:CG	3:P:322:SER:H	1.93	0.70
2:D:285:ALA:CB	2:D:286:PRO:HD3	2.20	0.70
3:P:202:VAL:CG1	3:P:204:LEU:HG	2.21	0.70
3:M:415:ASN:CG	3:M:416:GLY:N	2.45	0.70
2:B:478:THR:HA	2:B:481:GLN:NE2	2.04	0.70
1:E:520:SER:HB2	1:E:556:ASP:OD1	1.91	0.70
2:F:493:LEU:C	2:F:495:LYS:H	1.94	0.70
2:L:405:TYR:HD1	2:L:406:VAL:N	1.89	0.70

Continued on next page...

Continued from previous page...

Atom-1	Atom-2	Interatomic distance (Å)	Clash overlap (Å)
2:L:570:LEU:HD21	3:V:75:ALA:HB3	1.74	0.70
2:H:57:CYS:SG	2:H:65:LEU:HD11	2.31	0.70
2:D:47:VAL:HG23	2:D:76:TYR:OH	1.91	0.70
4:S:11:GLN:NE2	4:S:11:GLN:N	2.32	0.70
2:F:343:ILE:O	2:F:345:LEU:N	2.24	0.70
1:E:97:GLN:O	1:E:100:HIS:HB3	1.92	0.70
3:M:327:THR:HG22	3:M:329:VAL:N	2.04	0.70
2:H:373:ALA:O	2:H:376:ALA:HB3	1.89	0.70
3:N:65:LEU:HD13	3:N:103:ILE:HD11	1.73	0.70
1:E:478:TRP:CZ2	1:E:482:GLU:HG3	2.25	0.70
2:B:180:ARG:O	2:B:183:ALA:HB3	1.91	0.70
2:B:57:CYS:SG	2:B:65:LEU:HD11	2.31	0.70
4:Q:10:ARG:NH1	4:Q:61:ARG:HE	1.88	0.70
2:F:555:ILE:HG22	2:F:556:GLU:N	2.05	0.70
2:D:351:ILE:HA	2:D:354:VAL:HB	1.74	0.70
2:F:285:ALA:HB3	2:F:286:PRO:CD	2.22	0.70
1:K:212:PHE:CE2	1:K:263:SER:HB3	2.26	0.70
2:B:405:TYR:HD1	2:B:406:VAL:N	1.89	0.70
2:J:405:TYR:HD1	2:J:406:VAL:N	1.89	0.70
2:F:570:LEU:HD21	3:O:75:ALA:HB3	1.74	0.70
4:Q:127:SER:CB	4:Q:130:SER:HB2	2.21	0.70
1:I:179:THR:HG22	1:I:180:LYS:N	2.06	0.70
1:E:212:PHE:CE2	1:E:263:SER:HB3	2.26	0.70
1:E:208:MET:O	1:E:212:PHE:HB2	1.90	0.70
1:A:520:SER:HB2	1:A:556:ASP:OD1	1.91	0.70
1:I:567:ASN:HD22	1:I:567:ASN:C	1.94	0.70
1:C:520:SER:HB2	1:C:556:ASP:OD1	1.91	0.70
2:J:106:ALA:O	2:J:110:MET:HG2	1.92	0.70
2:H:106:ALA:O	2:H:110:MET:HG2	1.92	0.70
2:H:217:TRP:HE3	2:H:217:TRP:H	1.39	0.70
2:H:230:MET:HG2	2:H:266:PHE:HD2	1.56	0.70
1:C:97:GLN:O	1:C:100:HIS:HB3	1.92	0.70
2:D:118:ILE:HG13	2:D:122:LEU:HD22	1.74	0.70
1:G:97:GLN:O	1:G:100:HIS:HB3	1.92	0.70
2:F:230:MET:HG2	2:F:266:PHE:HD2	1.56	0.70
4:W:76:ASN:ND2	4:W:76:ASN:C	2.44	0.70
2:H:351:ILE:HA	2:H:354:VAL:HB	1.74	0.70
2:B:351:ILE:HA	2:B:354:VAL:HB	1.74	0.70
3:R:415:ASN:CG	3:R:416:GLY:N	2.45	0.70
1:E:489:SER:H	1:E:500:VAL:HG11	1.56	0.70
2:F:452:VAL:HG13	2:F:453:GLY:N	2.06	0.70

Continued on next page...

Continued from previous page...

Atom-1	Atom-2	Interatomic distance (Å)	Clash overlap (Å)
1:I:531:MET:HE2	1:I:581:LEU:HD11	1.72	0.70
2:J:118:ILE:HG13	2:J:122:LEU:HD22	1.74	0.70
2:B:307:ASN:HD21	2:B:344:ARG:HH12	1.39	0.70
2:B:570:LEU:HD12	3:M:74:ASN:HA	1.72	0.70
2:D:307:ASN:HD21	2:D:344:ARG:HH12	1.39	0.70
2:D:57:CYS:SG	2:D:65:LEU:HD11	2.31	0.70
2:F:47:VAL:HG23	2:F:76:TYR:OH	1.91	0.70
3:P:295:VAL:HG23	3:P:356:MET:HB3	1.72	0.70
4:U:10:ARG:NH1	4:U:61:ARG:HE	1.88	0.70
4:U:108:GLU:HG3	4:U:109:LYS:N	2.07	0.70
2:F:324:PHE:CE2	2:F:341:ILE:HG21	2.27	0.70
2:J:324:PHE:CE2	2:J:341:ILE:HG21	2.27	0.70
1:A:478:TRP:CZ2	1:A:482:GLU:HG3	2.25	0.70
1:G:520:SER:HB2	1:G:556:ASP:OD1	1.91	0.70
1:G:567:ASN:HD22	1:G:567:ASN:C	1.94	0.70
1:I:520:SER:HB2	1:I:556:ASP:OD1	1.91	0.70
2:D:473:PHE:C	2:D:475:ASP:N	2.46	0.70
2:D:493:LEU:C	2:D:495:LYS:H	1.94	0.70
1:C:561:GLN:HG2	2:D:522:ARG:NH2	2.06	0.70
2:L:106:ALA:O	2:L:110:MET:HG2	1.92	0.70
2:B:305:ASN:HA	2:B:308:LEU:HD12	1.74	0.70
2:H:50:LEU:O	2:H:54:VAL:HG23	1.92	0.70
2:H:47:VAL:HG23	2:H:76:TYR:OH	1.91	0.70
2:D:230:MET:HG2	2:D:266:PHE:HD2	1.56	0.70
3:O:65:LEU:HD13	3:O:103:ILE:HD11	1.73	0.70
3:R:202:VAL:CG1	3:R:204:LEU:HG	2.21	0.70
3:R:285:LYS:O	3:R:286:HIS:HB2	1.90	0.70
2:F:473:PHE:C	2:F:475:ASP:N	2.45	0.70
1:K:561:GLN:HG2	2:L:522:ARG:NH2	2.06	0.70
2:L:522:ARG:O	2:L:526:TYR:CD1	2.43	0.70
1:I:561:GLN:HG2	2:J:522:ARG:NH2	2.06	0.70
1:C:473:VAL:HG23	1:C:474:GLN:H	1.57	0.70
2:L:147:LYS:HE2	3:V:120:PHE:HB2	1.72	0.70
2:D:566:TYR:N	2:D:566:TYR:CD1	2.60	0.70
4:Q:76:ASN:ND2	4:Q:76:ASN:C	2.44	0.70
1:G:489:SER:H	1:G:500:VAL:HG11	1.56	0.70
2:H:285:ALA:CB	2:H:286:PRO:HD3	2.20	0.70
2:L:285:ALA:CB	2:L:286:PRO:HD3	2.20	0.70
3:N:313:HIS:O	3:N:376:ILE:HG13	1.92	0.70
3:V:202:VAL:CG1	3:V:204:LEU:HG	2.21	0.70
1:A:208:MET:O	1:A:212:PHE:HB2	1.90	0.70

Continued on next page...

Continued from previous page...

Atom-1	Atom-2	Interatomic distance (Å)	Clash overlap (Å)
3:V:144:THR:HG22	3:V:145:GLY:N	2.07	0.70
2:D:436:LEU:C	2:D:436:LEU:HD13	2.12	0.70
1:G:531:MET:HE2	1:G:581:LEU:HD11	1.73	0.69
2:B:147:LYS:HE2	3:M:120:PHE:HB2	1.72	0.69
2:F:118:ILE:HG13	2:F:122:LEU:HD22	1.74	0.69
2:F:351:ILE:HA	2:F:354:VAL:HB	1.74	0.69
2:J:285:ALA:CB	2:J:286:PRO:HD3	2.20	0.69
3:V:313:HIS:O	3:V:376:ILE:HG13	1.92	0.69
2:L:436:LEU:C	2:L:436:LEU:HD13	2.13	0.69
2:D:292:LEU:C	2:D:294:ALA:H	1.93	0.69
2:B:436:LEU:HD13	2:B:436:LEU:C	2.12	0.69
2:L:461:ASN:O	2:L:463:ASP:N	2.25	0.69
2:L:130:LEU:HD21	2:L:141:ALA:CB	2.14	0.69
2:D:217:TRP:H	2:D:217:TRP:HE3	1.39	0.69
2:F:50:LEU:O	2:F:54:VAL:HG23	1.92	0.69
4:W:107:PHE:HD2	4:W:108:GLU:H	1.36	0.69
3:O:313:HIS:O	3:O:376:ILE:HG13	1.92	0.69
1:I:212:PHE:CE2	1:I:263:SER:HB3	2.26	0.69
3:M:384:TYR:HA	3:M:411:TYR:HB2	1.74	0.69
2:B:522:ARG:O	2:B:526:TYR:CD1	2.43	0.69
2:F:405:TYR:HD1	2:F:406:VAL:N	1.89	0.69
1:K:531:MET:CE	1:K:581:LEU:HD11	2.22	0.69
2:H:461:ASN:O	2:H:463:ASP:N	2.25	0.69
2:J:522:ARG:O	2:J:526:TYR:CD1	2.43	0.69
3:R:11:LEU:N	3:R:11:LEU:CD1	2.50	0.69
2:F:106:ALA:O	2:F:110:MET:HG2	1.92	0.69
2:F:307:ASN:HD21	2:F:344:ARG:HH12	1.39	0.69
3:V:104:ARG:HA	3:V:107:PHE:HE1	1.57	0.69
2:H:324:PHE:CE2	2:H:341:ILE:HG21	2.27	0.69
2:J:351:ILE:HA	2:J:354:VAL:HB	1.74	0.69
1:E:326:TYR:HE1	1:E:360:SER:HB3	1.57	0.69
1:K:326:TYR:HE1	1:K:360:SER:HB3	1.57	0.69
3:M:144:THR:HG22	3:M:145:GLY:N	2.07	0.69
3:P:144:THR:HG22	3:P:145:GLY:N	2.07	0.69
3:R:144:THR:HG22	3:R:145:GLY:N	2.07	0.69
2:F:436:LEU:HD13	2:F:436:LEU:C	2.13	0.69
1:G:574:ASP:O	1:G:576:MET:N	2.26	0.69
1:E:377:ASN:HD21	1:E:381:MET:HG2	1.58	0.69
2:F:529:LEU:HG	2:F:537:ALA:HB2	1.75	0.69
1:G:473:VAL:HG23	1:G:474:GLN:H	1.57	0.69
2:D:484:LEU:O	2:D:488:ILE:HG12	1.91	0.69

Continued on next page...

Continued from previous page...

Atom-1	Atom-2	Interatomic distance (Å)	Clash overlap (Å)
2:B:106:ALA:O	2:B:110:MET:HG2	1.92	0.69
2:B:217:TRP:H	2:B:217:TRP:HE3	1.39	0.69
2:B:570:LEU:HD21	3:M:75:ALA:HB3	1.74	0.69
4:T:35:LEU:O	4:T:39:VAL:HG23	1.93	0.69
2:D:569:THR:H	2:D:572:SER:HB2	1.55	0.69
1:A:5:ILE:HB	1:A:52:LYS:HZ3	1.56	0.69
1:A:97:GLN:O	1:A:100:HIS:HB3	1.92	0.69
4:X:35:LEU:O	4:X:39:VAL:HG23	1.93	0.69
3:O:104:ARG:HA	3:O:107:PHE:HE1	1.57	0.69
2:L:38:ILE:HG12	2:L:39:ALA:H	1.57	0.69
3:M:414:GLN:O	3:M:415:ASN:CB	2.40	0.69
1:A:531:MET:CE	1:A:581:LEU:HD11	2.22	0.69
1:A:558:GLU:HA	1:A:558:GLU:OE1	1.92	0.69
2:B:452:VAL:HG13	2:B:453:GLY:N	2.06	0.69
1:E:567:ASN:HD22	1:E:567:ASN:C	1.94	0.69
2:J:461:ASN:O	2:J:462:ALA:C	2.31	0.69
1:C:531:MET:CE	1:C:581:LEU:HD11	2.23	0.69
2:D:461:ASN:O	2:D:463:ASP:N	2.25	0.69
1:K:489:SER:H	1:K:500:VAL:HG11	1.56	0.69
2:J:307:ASN:HD21	2:J:344:ARG:HH12	1.39	0.69
2:L:118:ILE:HG13	2:L:122:LEU:HD22	1.74	0.69
1:C:5:ILE:HB	1:C:52:LYS:HZ3	1.56	0.69
1:K:97:GLN:O	1:K:100:HIS:HB3	1.91	0.69
3:M:65:LEU:HD13	3:M:103:ILE:HD11	1.73	0.69
1:C:574:ASP:O	1:C:576:MET:N	2.26	0.69
1:E:574:ASP:O	1:E:576:MET:N	2.26	0.69
2:B:426:GLU:HA	2:B:429:ILE:HD13	1.75	0.69
2:B:473:PHE:C	2:B:475:ASP:N	2.46	0.69
2:F:426:GLU:HA	2:F:429:ILE:HD13	1.75	0.69
1:K:520:SER:HB2	1:K:556:ASP:OD1	1.91	0.69
2:L:493:LEU:C	2:L:495:LYS:H	1.94	0.69
2:J:461:ASN:O	2:J:463:ASP:N	2.25	0.69
2:L:57:CYS:SG	2:L:65:LEU:HD11	2.31	0.69
2:B:118:ILE:HG13	2:B:122:LEU:HD22	1.74	0.69
3:V:65:LEU:HD13	3:V:103:ILE:HD11	1.73	0.69
3:P:65:LEU:HD13	3:P:103:ILE:HD11	1.73	0.69
1:E:322:LYS:O	1:E:323:ASN:C	2.27	0.69
3:O:384:TYR:HA	3:O:411:TYR:HB2	1.74	0.69
1:A:567:ASN:C	1:A:567:ASN:HD22	1.94	0.69
1:C:567:ASN:C	1:C:567:ASN:HD22	1.94	0.69
2:D:529:LEU:HG	2:D:537:ALA:HB2	1.75	0.69

Continued on next page...

Continued from previous page...

Atom-1	Atom-2	Interatomic distance (Å)	Clash overlap (Å)
2:L:50:LEU:O	2:L:54:VAL:HG23	1.92	0.69
2:B:230:MET:HG2	2:B:266:PHE:HD2	1.56	0.69
4:S:108:GLU:HG3	4:S:109:LYS:N	2.07	0.69
4:S:35:LEU:O	4:S:39:VAL:HG23	1.93	0.69
2:L:324:PHE:CE2	2:L:341:ILE:HG21	2.27	0.69
2:D:324:PHE:CE2	2:D:341:ILE:HG21	2.27	0.69
3:V:414:GLN:O	3:V:415:ASN:CB	2.40	0.69
3:N:144:THR:HG22	3:N:145:GLY:N	2.07	0.69
1:K:574:ASP:O	1:K:576:MET:N	2.26	0.69
2:B:461:ASN:O	2:B:463:ASP:N	2.25	0.69
1:A:473:VAL:HG23	1:A:474:GLN:H	1.57	0.69
2:F:461:ASN:O	2:F:463:ASP:N	2.25	0.69
1:E:558:GLU:OE1	1:E:558:GLU:HA	1.92	0.69
2:F:461:ASN:O	2:F:462:ALA:C	2.31	0.69
2:H:529:LEU:HG	2:H:537:ALA:HB2	1.75	0.69
1:K:473:VAL:HG23	1:K:474:GLN:H	1.57	0.69
1:G:531:MET:CE	1:G:581:LEU:HD11	2.22	0.69
1:I:377:ASN:HD21	1:I:381:MET:HG2	1.58	0.69
2:J:188:ALA:HB1	2:J:195:ASN:HB3	1.72	0.69
2:J:570:LEU:HD21	3:R:75:ALA:HB3	1.74	0.69
2:L:305:ASN:HA	2:L:308:LEU:HD12	1.74	0.69
2:L:307:ASN:HD21	2:L:344:ARG:HH12	1.39	0.69
1:I:489:SER:H	1:I:500:VAL:HG11	1.56	0.69
2:B:255:VAL:HG23	2:B:256:VAL:N	2.05	0.69
2:B:35:LYS:CA	2:B:38:ILE:HD11	2.22	0.69
2:B:165:LEU:C	2:B:169:ILE:HG13	2.13	0.69
2:B:566:TYR:CD1	2:B:566:TYR:N	2.60	0.69
2:H:118:ILE:HG13	2:H:122:LEU:HD22	1.74	0.69
2:D:50:LEU:O	2:D:54:VAL:HG23	1.92	0.69
4:X:108:GLU:HG3	4:X:109:LYS:N	2.06	0.69
2:F:38:ILE:HG12	2:F:39:ALA:H	1.58	0.69
2:F:566:TYR:N	2:F:566:TYR:CD1	2.60	0.69
4:W:108:GLU:HG3	4:W:109:LYS:N	2.06	0.69
3:N:104:ARG:HA	3:N:107:PHE:HE1	1.57	0.69
2:B:324:PHE:CE2	2:B:341:ILE:HG21	2.27	0.69
3:P:104:ARG:HA	3:P:107:PHE:HE1	1.57	0.69
1:C:326:TYR:HE1	1:C:360:SER:HB3	1.57	0.69
3:O:414:GLN:O	3:O:415:ASN:CB	2.40	0.69
3:R:414:GLN:O	3:R:415:ASN:CB	2.40	0.69
1:C:212:PHE:CE2	1:C:263:SER:HB3	2.26	0.69
3:R:32:HIS:ND1	3:R:52:HIS:NE2	2.41	0.69

Continued on next page...

Continued from previous page...

Atom-1	Atom-2	Interatomic distance (Å)	Clash overlap (Å)
3:O:144:THR:HG22	3:O:145:GLY:N	2.07	0.69
1:I:574:ASP:O	1:I:576:MET:N	2.26	0.69
2:H:436:LEU:C	2:H:436:LEU:HD13	2.12	0.69
1:C:377:ASN:HD21	1:C:381:MET:HG2	1.58	0.69
3:V:384:TYR:HA	3:V:411:TYR:HB2	1.74	0.69
2:L:165:LEU:C	2:L:169:ILE:HG13	2.13	0.69
2:H:75:ASN:ND2	3:P:19:ARG:HH21	1.91	0.69
2:D:305:ASN:HA	2:D:308:LEU:HD12	1.74	0.69
2:F:35:LYS:CA	2:F:38:ILE:HD11	2.22	0.69
2:F:285:ALA:CB	2:F:286:PRO:HD3	2.20	0.69
3:V:376:ILE:HG23	3:V:420:LEU:HB2	1.75	0.69
3:N:376:ILE:HG23	3:N:420:LEU:HB2	1.75	0.69
3:R:313:HIS:O	3:R:376:ILE:HG13	1.92	0.69
3:P:414:GLN:O	3:P:415:ASN:CB	2.40	0.69
3:N:384:TYR:HA	3:N:411:TYR:HB2	1.74	0.69
3:R:384:TYR:HA	3:R:411:TYR:HB2	1.74	0.69
2:B:496:PRO:HB2	2:B:499:THR:CG2	2.22	0.69
2:D:405:TYR:HD1	2:D:406:VAL:N	1.89	0.69
2:J:50:LEU:O	2:J:54:VAL:HG23	1.92	0.69
2:H:307:ASN:HD21	2:H:344:ARG:HH12	1.40	0.69
2:H:566:TYR:CD1	2:H:566:TYR:N	2.60	0.69
2:D:35:LYS:CA	2:D:38:ILE:HD11	2.23	0.69
2:D:285:ALA:HB3	2:D:286:PRO:CD	2.22	0.69
2:H:285:ALA:HB3	2:H:286:PRO:CD	2.21	0.69
3:R:278:TRP:CD1	3:R:279:ILE:N	2.61	0.69
1:C:322:LYS:O	1:C:323:ASN:C	2.27	0.69
3:V:32:HIS:ND1	3:V:52:HIS:NE2	2.41	0.69
2:J:436:LEU:HD13	2:J:436:LEU:C	2.12	0.69
1:A:574:ASP:O	1:A:576:MET:N	2.26	0.69
1:A:321:ASP:O	1:A:322:LYS:O	2.11	0.68
1:K:442:ILE:O	1:K:446:THR:HG22	1.93	0.68
1:G:478:TRP:CE3	1:G:478:TRP:HA	2.29	0.68
2:J:75:ASN:ND2	3:R:19:ARG:HH21	1.91	0.68
3:R:21:TYR:CE2	3:R:118:MET:HG2	2.28	0.68
2:L:217:TRP:HE3	2:L:217:TRP:H	1.39	0.68
2:H:165:LEU:C	2:H:169:ILE:HG13	2.13	0.68
2:D:165:LEU:C	2:D:169:ILE:HG13	2.13	0.68
2:D:570:LEU:HD21	3:N:75:ALA:HB3	1.74	0.68
1:I:67:GLN:HE21	1:I:93:LEU:CD2	2.06	0.68
4:U:35:LEU:O	4:U:39:VAL:HG23	1.93	0.68
3:M:313:HIS:O	3:M:376:ILE:HG13	1.92	0.68

Continued on next page...

Continued from previous page...

Atom-1	Atom-2	Interatomic distance (Å)	Clash overlap (Å)
1:C:179:THR:HG22	1:C:180:LYS:N	2.07	0.68
1:G:572:LYS:HG3	1:G:573:TYR:CD1	2.28	0.68
1:A:326:TYR:HE1	1:A:360:SER:HB3	1.57	0.68
1:A:416:ARG:CG	1:A:454:TYR:HE1	2.06	0.68
1:K:416:ARG:CG	1:K:454:TYR:HE1	2.06	0.68
1:I:442:ILE:O	1:I:446:THR:HG22	1.93	0.68
2:J:493:LEU:C	2:J:495:LYS:H	1.94	0.68
2:D:106:ALA:O	2:D:110:MET:HG2	1.92	0.68
4:X:76:ASN:ND2	4:X:76:ASN:C	2.44	0.68
1:K:5:ILE:HB	1:K:52:LYS:HZ3	1.57	0.68
4:U:76:ASN:C	4:U:76:ASN:ND2	2.44	0.68
3:M:104:ARG:HA	3:M:107:PHE:HE1	1.57	0.68
3:O:376:ILE:HG23	3:O:420:LEU:HB2	1.75	0.68
4:U:127:SER:CB	4:U:130:SER:HB2	2.21	0.68
1:K:321:ASP:O	1:K:322:LYS:O	2.11	0.68
1:I:326:TYR:HE1	1:I:360:SER:HB3	1.57	0.68
1:C:572:LYS:HG3	1:C:573:TYR:CD1	2.29	0.68
2:B:529:LEU:HG	2:B:537:ALA:HB2	1.75	0.68
1:K:377:ASN:HD21	1:K:381:MET:HG2	1.58	0.68
2:D:475:ASP:O	2:D:476:GLU:HG3	1.93	0.68
2:J:566:TYR:CD1	2:J:566:TYR:N	2.60	0.68
2:L:211:LEU:HD23	2:L:222:ILE:HD12	1.75	0.68
1:I:489:SER:N	1:I:500:VAL:HG11	2.09	0.68
3:M:11:LEU:N	3:M:11:LEU:CD1	2.50	0.68
2:B:50:LEU:O	2:B:54:VAL:HG23	1.92	0.68
2:B:75:ASN:ND2	3:M:19:ARG:HH21	1.91	0.68
1:G:179:THR:HG22	1:G:180:LYS:N	2.06	0.68
1:G:321:ASP:O	1:G:322:LYS:O	2.11	0.68
3:N:414:GLN:O	3:N:415:ASN:CB	2.40	0.68
3:M:32:HIS:ND1	3:M:52:HIS:NE2	2.41	0.68
1:E:473:VAL:HG23	1:E:474:GLN:H	1.57	0.68
1:C:416:ARG:CG	1:C:454:TYR:HE1	2.06	0.68
2:L:223:LEU:HD13	2:L:259:ALA:HA	1.75	0.68
3:V:21:TYR:CE2	3:V:118:MET:HG2	2.28	0.68
2:B:38:ILE:HG12	2:B:39:ALA:H	1.58	0.68
2:H:211:LEU:HD23	2:H:222:ILE:HD12	1.75	0.68
3:P:21:TYR:CE2	3:P:118:MET:HG2	2.28	0.68
2:D:211:LEU:HD23	2:D:222:ILE:HD12	1.75	0.68
3:R:65:LEU:HD13	3:R:103:ILE:HD11	1.73	0.68
2:L:351:ILE:HA	2:L:354:VAL:HB	1.74	0.68
3:M:376:ILE:HG23	3:M:420:LEU:HB2	1.75	0.68

Continued on next page...

Continued from previous page...

Atom-1	Atom-2	Interatomic distance (Å)	Clash overlap (Å)
3:R:276:LEU:HB3	3:R:301:PHE:HZ	1.59	0.68
3:O:401:SER:O	3:O:403:TYR:N	2.27	0.68
1:A:572:LYS:HG3	1:A:573:TYR:CD1	2.29	0.68
1:A:478:TRP:CE3	1:A:478:TRP:HA	2.29	0.68
1:E:416:ARG:CD	1:E:454:TYR:HE1	2.07	0.68
2:L:432:LEU:HD12	2:L:448:MET:HE1	1.74	0.68
2:J:165:LEU:C	2:J:169:ILE:HG13	2.13	0.68
2:L:182:ALA:O	2:L:183:ALA:C	2.32	0.68
3:M:21:TYR:CE2	3:M:118:MET:HG2	2.28	0.68
2:H:71:LEU:O	2:H:74:MET:HB3	1.94	0.68
2:F:182:ALA:O	2:F:183:ALA:C	2.32	0.68
2:F:305:ASN:HA	2:F:308:LEU:HD12	1.74	0.68
1:K:31:CYS:HB3	1:K:56:MET:CE	2.24	0.68
1:E:97:GLN:C	1:E:100:HIS:HB3	2.14	0.68
1:E:67:GLN:HE21	1:E:93:LEU:CD2	2.06	0.68
1:A:179:THR:HG22	1:A:180:LYS:N	2.06	0.68
1:C:313:LEU:O	1:C:316:PHE:HB2	1.94	0.68
3:P:32:HIS:ND1	3:P:52:HIS:NE2	2.41	0.68
3:N:32:HIS:ND1	3:N:52:HIS:NE2	2.41	0.68
1:E:572:LYS:HG3	1:E:573:TYR:CD1	2.28	0.68
1:I:572:LYS:HG3	1:I:573:TYR:CD1	2.29	0.68
1:G:377:ASN:HD21	1:G:381:MET:HG2	1.58	0.68
1:A:442:ILE:O	1:A:446:THR:HG22	1.93	0.68
1:G:442:ILE:O	1:G:446:THR:HG22	1.93	0.68
2:H:475:ASP:O	2:H:476:GLU:HG3	1.93	0.68
1:I:473:VAL:HG23	1:I:474:GLN:H	1.57	0.68
2:J:473:PHE:C	2:J:475:ASP:N	2.45	0.68
2:D:461:ASN:O	2:D:462:ALA:C	2.31	0.68
2:L:75:ASN:ND2	3:V:19:ARG:HH21	1.91	0.68
2:H:566:TYR:N	2:H:566:TYR:HD1	1.92	0.68
1:C:31:CYS:HB3	1:C:56:MET:CE	2.24	0.68
3:N:21:TYR:CE2	3:N:118:MET:HG2	2.28	0.68
4:S:77:GLU:O	4:S:80:THR:HB	1.94	0.68
1:I:31:CYS:HB3	1:I:56:MET:CE	2.24	0.68
2:F:165:LEU:C	2:F:169:ILE:HG13	2.13	0.68
2:J:321:MET:C	2:J:323:VAL:H	1.96	0.68
1:K:572:LYS:HG3	1:K:573:TYR:CD1	2.29	0.68
2:L:292:LEU:C	2:L:294:ALA:H	1.93	0.68
1:A:491:GLN:CG	1:G:276:THR:HG22	2.23	0.68
2:F:292:LEU:C	2:F:294:ALA:H	1.93	0.68
1:A:519:THR:HG22	1:A:521:VAL:H	1.59	0.68

Continued on next page...

Continued from previous page...

Atom-1	Atom-2	Interatomic distance (Å)	Clash overlap (Å)
1:K:567:ASN:C	1:K:567:ASN:HD22	1.94	0.68
2:H:473:PHE:C	2:H:475:ASP:N	2.46	0.68
1:I:531:MET:CE	1:I:581:LEU:HD11	2.23	0.68
1:C:442:ILE:O	1:C:446:THR:HG22	1.93	0.68
2:H:570:LEU:HD21	3:P:75:ALA:HB3	1.74	0.68
2:D:223:LEU:HD13	2:D:259:ALA:HA	1.76	0.68
1:A:31:CYS:HB3	1:A:56:MET:CE	2.24	0.68
4:X:77:GLU:O	4:X:80:THR:HB	1.94	0.68
2:F:139:LYS:HD3	2:F:175:MET:HE1	1.75	0.68
3:O:21:TYR:CE2	3:O:118:MET:HG2	2.28	0.68
4:U:77:GLU:O	4:U:80:THR:HB	1.94	0.68
2:B:321:MET:C	2:B:323:VAL:H	1.96	0.68
3:O:415:ASN:CG	3:O:416:GLY:N	2.45	0.68
3:V:415:ASN:CG	3:V:416:GLY:N	2.45	0.68
2:D:12:LYS:HG2	2:D:13:GLY:N	2.08	0.68
3:V:401:SER:O	3:V:403:TYR:N	2.27	0.68
3:N:401:SER:O	3:N:403:TYR:N	2.27	0.68
1:C:478:TRP:HA	1:C:478:TRP:CE3	2.29	0.68
2:J:305:ASN:HA	2:J:308:LEU:HD12	1.74	0.68
2:J:38:ILE:HG12	2:J:39:ALA:H	1.58	0.68
2:J:71:LEU:O	2:J:74:MET:HB3	1.94	0.68
2:B:104:ALA:HB1	2:B:136:TYR:CD2	2.29	0.68
1:G:97:GLN:C	1:G:100:HIS:HB3	2.14	0.68
1:I:74:ILE:HG23	1:I:86:TYR:CE1	2.27	0.68
2:F:71:LEU:O	2:F:74:MET:HB3	1.94	0.68
2:L:285:ALA:HB3	2:L:286:PRO:CD	2.22	0.68
2:D:321:MET:C	2:D:323:VAL:H	1.96	0.68
1:E:187:ASN:HD22	1:E:188:HIS:N	1.92	0.68
2:L:12:LYS:HG2	2:L:13:GLY:N	2.09	0.68
1:I:313:LEU:O	1:I:316:PHE:HB2	1.94	0.68
1:A:377:ASN:HD21	1:A:381:MET:HG2	1.58	0.68
1:A:416:ARG:CD	1:A:454:TYR:HE1	2.07	0.68
1:E:531:MET:CE	1:E:581:LEU:HD11	2.23	0.68
1:I:416:ARG:CG	1:I:454:TYR:HE1	2.06	0.68
1:C:416:ARG:CD	1:C:454:TYR:HE1	2.07	0.68
1:C:519:THR:HG22	1:C:521:VAL:H	1.59	0.68
2:L:215:THR:O	2:L:216:GLU:C	2.33	0.68
2:H:38:ILE:HG12	2:H:39:ALA:H	1.57	0.68
2:D:38:ILE:HG12	2:D:39:ALA:H	1.57	0.68
2:F:215:THR:O	2:F:216:GLU:C	2.32	0.68
1:C:321:ASP:O	1:C:322:LYS:O	2.11	0.68

Continued on next page...

Continued from previous page...

Atom-1	Atom-2	Interatomic distance (Å)	Clash overlap (Å)
1:G:187:ASN:HD22	1:G:188:HIS:N	1.92	0.68
1:E:321:ASP:O	1:E:322:LYS:O	2.11	0.68
2:F:12:LYS:HG2	2:F:13:GLY:N	2.08	0.68
3:V:215:ASN:HD22	3:V:391:GLN:N	1.91	0.68
3:R:401:SER:O	3:R:403:TYR:N	2.27	0.68
1:K:558:GLU:HA	1:K:558:GLU:OE1	1.92	0.68
1:G:519:THR:HG22	1:G:521:VAL:H	1.59	0.68
2:J:475:ASP:O	2:J:476:GLU:HG3	1.93	0.68
2:D:522:ARG:O	2:D:526:TYR:CD1	2.43	0.68
2:J:566:TYR:N	2:J:566:TYR:HD1	1.92	0.68
2:L:566:TYR:N	2:L:566:TYR:HD1	1.92	0.68
2:B:211:LEU:HD23	2:B:222:ILE:HD12	1.75	0.68
2:B:215:THR:O	2:B:216:GLU:C	2.32	0.68
2:B:566:TYR:HD1	2:B:566:TYR:N	1.92	0.68
2:H:104:ALA:HB1	2:H:136:TYR:CD2	2.29	0.68
2:H:295:GLU:C	2:H:298:PRO:HD2	2.14	0.68
2:F:211:LEU:HD23	2:F:222:ILE:HD12	1.75	0.68
4:W:79:ILE:HG23	4:W:80:THR:N	2.09	0.68
2:D:323:VAL:HG23	2:D:324:PHE:CD1	2.23	0.68
1:E:313:LEU:O	1:E:316:PHE:HB2	1.94	0.68
1:I:187:ASN:HD22	1:I:188:HIS:N	1.92	0.68
3:R:215:ASN:HD22	3:R:391:GLN:N	1.91	0.68
1:E:416:ARG:CG	1:E:454:TYR:HE1	2.06	0.67
1:E:531:MET:SD	1:E:566:TYR:CD2	2.88	0.67
1:C:558:GLU:OE1	1:C:558:GLU:HA	1.93	0.67
2:H:305:ASN:HA	2:H:308:LEU:HD12	1.74	0.67
1:C:97:GLN:C	1:C:100:HIS:HB3	2.14	0.67
2:D:104:ALA:HB1	2:D:136:TYR:CD2	2.29	0.67
1:I:83:ARG:HA	1:I:121:LEU:HD13	1.76	0.67
2:F:223:LEU:HD13	2:F:259:ALA:HA	1.75	0.67
4:W:35:LEU:O	4:W:39:VAL:HG23	1.93	0.67
4:U:107:PHE:HD2	4:U:108:GLU:H	1.36	0.67
3:R:104:ARG:HA	3:R:107:PHE:HE1	1.57	0.67
1:G:326:TYR:HE1	1:G:360:SER:HB3	1.57	0.67
3:N:215:ASN:HD22	3:N:391:GLN:N	1.91	0.67
3:P:215:ASN:HD22	3:P:391:GLN:N	1.91	0.67
2:H:461:ASN:O	2:H:462:ALA:C	2.31	0.67
2:H:493:LEU:C	2:H:495:LYS:H	1.94	0.67
1:I:558:GLU:HA	1:I:558:GLU:OE1	1.92	0.67
2:J:529:LEU:HG	2:J:537:ALA:HB2	1.75	0.67
1:C:529:ALA:CA	1:C:532:LYS:HG3	2.24	0.67

Continued on next page...

Continued from previous page...

Atom-1	Atom-2	Interatomic distance (Å)	Clash overlap (Å)
2:H:570:LEU:HD23	3:P:77:VAL:CG2	2.25	0.67
4:T:79:ILE:HG23	4:T:80:THR:N	2.09	0.67
4:T:86:ARG:O	4:T:89:GLU:HB3	1.94	0.67
2:D:215:THR:O	2:D:216:GLU:C	2.32	0.67
2:D:75:ASN:ND2	3:N:19:ARG:HH21	1.91	0.67
1:A:489:SER:N	1:A:500:VAL:HG11	2.09	0.67
1:A:97:GLN:C	1:A:100:HIS:HB3	2.14	0.67
4:Q:30:LYS:HA	4:Q:30:LYS:HZ1	1.58	0.67
2:F:295:GLU:C	2:F:298:PRO:HD2	2.14	0.67
2:F:75:ASN:ND2	3:O:19:ARG:HH21	1.91	0.67
2:F:570:LEU:HD23	3:O:77:VAL:CG2	2.25	0.67
2:J:323:VAL:HG23	2:J:324:PHE:CD1	2.23	0.67
1:A:503:ASP:OD2	2:J:393:SER:HB2	1.95	0.67
2:B:12:LYS:HG2	2:B:13:GLY:N	2.08	0.67
3:P:276:LEU:HB3	3:P:301:PHE:HZ	1.59	0.67
3:M:215:ASN:HD22	3:M:391:GLN:N	1.91	0.67
1:K:531:MET:HE1	1:K:581:LEU:HD11	1.74	0.67
2:L:426:GLU:HA	2:L:429:ILE:HD13	1.75	0.67
2:H:496:PRO:HB2	2:H:499:THR:CG2	2.22	0.67
1:C:489:SER:N	1:C:500:VAL:HG11	2.09	0.67
1:C:14:ILE:N	1:C:14:ILE:HD12	2.10	0.67
2:D:570:LEU:HD23	3:N:77:VAL:CG2	2.25	0.67
1:G:83:ARG:HA	1:G:121:LEU:HD13	1.77	0.67
1:G:67:GLN:HE21	1:G:93:LEU:CD2	2.06	0.67
4:Q:107:PHE:HD2	4:Q:108:GLU:H	1.36	0.67
4:Q:35:LEU:O	4:Q:39:VAL:HG23	1.93	0.67
2:F:570:LEU:HD23	3:O:77:VAL:HG22	1.77	0.67
3:O:380:PHE:HE1	3:O:414:GLN:C	1.98	0.67
1:K:313:LEU:O	1:K:316:PHE:HB2	1.94	0.67
2:L:441:GLU:HG2	2:L:442:PRO:HD2	1.76	0.67
1:E:489:SER:N	1:E:500:VAL:HG11	2.09	0.67
2:B:461:ASN:O	2:B:462:ALA:C	2.31	0.67
1:E:442:ILE:O	1:E:446:THR:HG22	1.93	0.67
2:F:475:ASP:O	2:F:476:GLU:HG3	1.93	0.67
1:K:421:THR:O	1:K:424:ARG:HB3	1.95	0.67
1:K:529:ALA:CA	1:K:532:LYS:HG3	2.24	0.67
2:L:495:LYS:O	2:L:496:PRO:C	2.31	0.67
2:L:529:LEU:HG	2:L:537:ALA:HB2	1.75	0.67
1:G:558:GLU:HA	1:G:558:GLU:OE1	1.93	0.67
1:K:489:SER:N	1:K:500:VAL:HG11	2.09	0.67
2:J:182:ALA:O	2:J:183:ALA:C	2.32	0.67

Continued on next page...

Continued from previous page...

Atom-1	Atom-2	Interatomic distance (Å)	Clash overlap (Å)
2:L:295:GLU:C	2:L:298:PRO:HD2	2.14	0.67
2:B:295:GLU:C	2:B:298:PRO:HD2	2.14	0.67
4:T:107:PHE:HD2	4:T:108:GLU:H	1.36	0.67
1:G:68:LEU:O	1:G:71:LEU:N	2.27	0.67
4:Q:79:ILE:HG23	4:Q:80:THR:N	2.09	0.67
1:K:8:ARG:HD2	3:P:337:GLU:HB3	1.77	0.67
2:H:321:MET:C	2:H:323:VAL:H	1.96	0.67
3:P:313:HIS:O	3:P:376:ILE:HG13	1.92	0.67
3:V:233:LEU:HD21	3:V:236:VAL:CG2	2.25	0.67
3:O:215:ASN:HD22	3:O:391:GLN:N	1.91	0.67
3:P:384:TYR:HA	3:P:411:TYR:HB2	1.74	0.67
1:K:478:TRP:CE3	1:K:478:TRP:HA	2.28	0.67
2:L:461:ASN:O	2:L:462:ALA:C	2.31	0.67
1:G:421:THR:O	1:G:424:ARG:HB3	1.95	0.67
2:J:466:LEU:HD12	2:J:466:LEU:N	2.10	0.67
1:C:532:LYS:HB3	1:C:536:ARG:HH11	1.60	0.67
2:D:426:GLU:HA	2:D:429:ILE:HD13	1.75	0.67
2:B:570:LEU:HD23	3:M:77:VAL:CG2	2.25	0.67
4:S:107:PHE:HD2	4:S:108:GLU:H	1.36	0.67
2:F:104:ALA:HB1	2:F:136:TYR:CD2	2.29	0.67
2:F:566:TYR:N	2:F:566:TYR:HD1	1.92	0.67
1:K:97:GLN:C	1:K:100:HIS:HB3	2.14	0.67
1:E:14:ILE:HD12	1:E:14:ILE:N	2.10	0.67
4:U:86:ARG:O	4:U:89:GLU:HB3	1.94	0.67
2:L:321:MET:C	2:L:323:VAL:H	1.96	0.67
2:B:323:VAL:HG23	2:B:324:PHE:CD1	2.23	0.67
2:F:321:MET:C	2:F:323:VAL:H	1.96	0.67
3:N:278:TRP:CD1	3:N:279:ILE:N	2.61	0.67
3:R:376:ILE:HG23	3:R:420:LEU:HB2	1.75	0.67
1:G:313:LEU:O	1:G:316:PHE:HB2	1.94	0.67
3:M:380:PHE:HE1	3:M:414:GLN:C	1.98	0.67
3:O:32:HIS:ND1	3:O:52:HIS:NE2	2.41	0.67
3:N:233:LEU:HD21	3:N:236:VAL:CG2	2.25	0.67
1:I:321:ASP:O	1:I:322:LYS:O	2.11	0.67
3:P:233:LEU:HD21	3:P:236:VAL:CG2	2.25	0.67
3:P:401:SER:O	3:P:403:TYR:N	2.27	0.67
1:A:313:LEU:O	1:A:316:PHE:HB2	1.94	0.67
1:A:362:LYS:O	1:A:365:ALA:HB3	1.94	0.67
2:B:475:ASP:O	2:B:476:GLU:HG3	1.93	0.67
1:K:362:LYS:O	1:K:365:ALA:HB3	1.95	0.67
1:K:531:MET:SD	1:K:566:TYR:CD2	2.88	0.67

Continued on next page...

Continued from previous page...

Atom-1	Atom-2	Interatomic distance (Å)	Clash overlap (Å)
2:L:475:ASP:O	2:L:476:GLU:HG3	1.93	0.67
1:I:362:LYS:O	1:I:365:ALA:HB3	1.95	0.67
1:I:416:ARG:CD	1:I:454:TYR:HE1	2.07	0.67
2:J:496:PRO:HB2	2:J:499:THR:CG2	2.22	0.67
1:I:585:PRO:HG2	2:J:524:TYR:CZ	2.30	0.67
1:C:585:PRO:HG2	2:D:524:TYR:CZ	2.30	0.67
2:B:255:VAL:CG2	2:B:256:VAL:H	2.06	0.67
2:D:566:TYR:N	2:D:566:TYR:HD1	1.92	0.67
1:I:97:GLN:C	1:I:100:HIS:HB3	2.14	0.67
2:J:285:ALA:HB3	2:J:286:PRO:CD	2.22	0.67
1:K:187:ASN:HD22	1:K:188:HIS:N	1.92	0.67
3:O:276:LEU:HB3	3:O:301:PHE:HZ	1.59	0.67
1:K:351:VAL:O	1:K:354:LEU:HG	1.95	0.67
2:B:466:LEU:N	2:B:466:LEU:HD12	2.10	0.67
2:L:496:PRO:HB2	2:L:499:THR:CG2	2.22	0.67
1:I:521:VAL:HG13	1:I:522:THR:N	2.10	0.67
2:J:426:GLU:HA	2:J:429:ILE:HD13	1.75	0.67
2:D:71:LEU:O	2:D:74:MET:HB3	1.94	0.67
3:O:117:LEU:HD23	3:O:126:THR:HG21	1.77	0.67
4:U:79:ILE:HG23	4:U:80:THR:N	2.09	0.67
3:M:401:SER:O	3:M:403:TYR:N	2.27	0.67
2:H:437:ASP:O	2:H:439:ASP:N	2.28	0.67
2:B:441:GLU:HG2	2:B:442:PRO:HD2	1.76	0.67
1:C:351:VAL:O	1:C:354:LEU:HG	1.95	0.67
1:E:478:TRP:HA	1:E:478:TRP:CE3	2.29	0.67
1:I:421:THR:O	1:I:424:ARG:HB3	1.95	0.67
1:I:519:THR:HG22	1:I:521:VAL:H	1.59	0.67
2:B:71:LEU:O	2:B:74:MET:HB3	1.94	0.67
4:S:79:ILE:HG23	4:S:80:THR:N	2.09	0.67
1:G:489:SER:N	1:G:500:VAL:HG11	2.09	0.67
1:I:14:ILE:HD12	1:I:14:ILE:N	2.10	0.67
2:L:38:ILE:HD13	2:L:38:ILE:H	1.60	0.67
3:P:380:PHE:HE1	3:P:414:GLN:C	1.98	0.67
3:R:233:LEU:HD21	3:R:236:VAL:CG2	2.25	0.67
2:J:12:LYS:HG2	2:J:13:GLY:N	2.08	0.67
1:E:351:VAL:O	1:E:354:LEU:HG	1.95	0.67
2:H:441:GLU:HG2	2:H:442:PRO:HD2	1.76	0.67
1:E:359:VAL:O	1:E:362:LYS:HB2	1.95	0.67
1:E:531:MET:HE2	1:E:581:LEU:HD11	1.77	0.67
1:E:585:PRO:HG2	2:F:524:TYR:CZ	2.30	0.67
1:K:359:VAL:O	1:K:362:LYS:HB2	1.95	0.67

Continued on next page...

Continued from previous page...

Atom-1	Atom-2	Interatomic distance (Å)	Clash overlap (Å)
1:I:478:TRP:CE3	1:I:478:TRP:HA	2.29	0.67
1:I:529:ALA:CA	1:I:532:LYS:HG3	2.24	0.67
2:D:495:LYS:O	2:D:496:PRO:C	2.31	0.67
2:J:570:LEU:HD23	3:R:77:VAL:CG2	2.25	0.67
2:H:182:ALA:O	2:H:183:ALA:C	2.32	0.67
2:H:570:LEU:HD23	3:P:77:VAL:HG22	1.77	0.67
3:N:117:LEU:HD23	3:N:126:THR:HG21	1.77	0.67
1:G:31:CYS:HB3	1:G:56:MET:CE	2.24	0.67
1:I:68:LEU:O	1:I:71:LEU:N	2.27	0.67
2:F:255:VAL:HG23	2:F:256:VAL:N	2.05	0.67
1:E:31:CYS:HB3	1:E:56:MET:CE	2.24	0.67
3:P:376:ILE:HG23	3:P:420:LEU:HB2	1.75	0.67
3:M:233:LEU:HD21	3:M:236:VAL:CG2	2.25	0.67
2:L:437:ASP:O	2:L:439:ASP:N	2.28	0.67
2:F:437:ASP:O	2:F:439:ASP:N	2.28	0.67
2:J:441:GLU:HG2	2:J:442:PRO:HD2	1.76	0.67
1:A:531:MET:SD	1:A:566:TYR:CD2	2.88	0.67
2:F:466:LEU:HD12	2:F:466:LEU:N	2.10	0.67
1:C:567:ASN:C	1:C:567:ASN:ND2	2.48	0.67
2:J:295:GLU:C	2:J:298:PRO:HD2	2.14	0.67
2:L:71:LEU:O	2:L:74:MET:HB3	1.94	0.67
2:H:255:VAL:CG2	2:H:256:VAL:H	2.06	0.67
2:H:223:LEU:HD13	2:H:259:ALA:HA	1.75	0.67
4:T:77:GLU:O	4:T:80:THR:HB	1.94	0.67
2:D:295:GLU:C	2:D:298:PRO:HD2	2.14	0.67
4:Q:30:LYS:HZ2	4:Q:30:LYS:HB2	1.59	0.67
4:X:86:ARG:O	4:X:89:GLU:HB3	1.94	0.67
1:K:67:GLN:HE21	1:K:93:LEU:CD2	2.06	0.67
4:W:86:ARG:O	4:W:89:GLU:HB3	1.94	0.67
1:E:83:ARG:HA	1:E:121:LEU:HD13	1.76	0.67
1:E:13:THR:HG22	1:E:26:MET:HE1	1.77	0.67
1:C:212:PHE:HE2	1:C:263:SER:HB3	1.60	0.67
1:I:315:ARG:HG3	1:I:315:ARG:HH11	1.60	0.67
2:D:441:GLU:HG2	2:D:442:PRO:HD2	1.76	0.67
1:A:421:THR:O	1:A:424:ARG:HB3	1.95	0.66
1:A:529:ALA:CA	1:A:532:LYS:HG3	2.24	0.66
1:K:521:VAL:HG13	1:K:522:THR:N	2.10	0.66
1:K:519:THR:HG22	1:K:521:VAL:H	1.59	0.66
1:G:416:ARG:CD	1:G:454:TYR:HE1	2.07	0.66
1:G:521:VAL:HG13	1:G:522:THR:N	2.10	0.66
1:G:531:MET:SD	1:G:566:TYR:CD2	2.88	0.66

Continued on next page...

Continued from previous page...

Atom-1	Atom-2	Interatomic distance (Å)	Clash overlap (Å)
2:H:426:GLU:HA	2:H:429:ILE:HD13	1.75	0.66
1:I:531:MET:SD	1:I:566:TYR:CD2	2.88	0.66
2:J:211:LEU:HD23	2:J:222:ILE:HD12	1.75	0.66
2:J:215:THR:O	2:J:216:GLU:C	2.32	0.66
2:J:223:LEU:HD13	2:J:259:ALA:HA	1.75	0.66
2:B:570:LEU:HD23	3:M:77:VAL:HG22	1.77	0.66
2:H:184:LEU:HA	2:H:187:ILE:HD12	1.77	0.66
1:A:83:ARG:HA	1:A:121:LEU:HD13	1.77	0.66
1:A:67:GLN:HE21	1:A:93:LEU:CD2	2.06	0.66
1:K:83:ARG:HA	1:K:121:LEU:HD13	1.77	0.66
1:K:14:ILE:N	1:K:14:ILE:HD12	2.10	0.66
1:K:68:LEU:O	1:K:71:LEU:N	2.27	0.66
3:O:233:LEU:HD21	3:O:236:VAL:CG2	2.25	0.66
1:G:351:VAL:O	1:G:354:LEU:HG	1.95	0.66
1:I:351:VAL:O	1:I:354:LEU:HG	1.95	0.66
1:A:567:ASN:C	1:A:567:ASN:ND2	2.48	0.66
1:E:362:LYS:O	1:E:365:ALA:HB3	1.95	0.66
1:E:519:THR:HG22	1:E:521:VAL:H	1.59	0.66
1:E:529:ALA:CA	1:E:532:LYS:HG3	2.24	0.66
2:F:473:PHE:O	2:F:475:ASP:N	2.29	0.66
1:K:567:ASN:C	1:K:567:ASN:ND2	2.48	0.66
1:G:362:LYS:O	1:G:365:ALA:HB3	1.94	0.66
2:H:491:LEU:HD13	2:H:499:THR:CG2	2.26	0.66
1:C:531:MET:SD	1:C:566:TYR:CD2	2.88	0.66
2:B:174:PRO:O	2:B:176:VAL:N	2.29	0.66
1:C:13:THR:HG22	1:C:26:MET:HE1	1.77	0.66
2:D:182:ALA:O	2:D:183:ALA:C	2.32	0.66
1:E:68:LEU:O	1:E:71:LEU:N	2.27	0.66
2:B:285:ALA:HB3	2:B:286:PRO:CD	2.22	0.66
3:V:419:GLN:O	3:V:420:LEU:HD23	1.95	0.66
3:M:419:GLN:O	3:M:420:LEU:HD23	1.95	0.66
1:A:187:ASN:HD22	1:A:188:HIS:N	1.92	0.66
1:E:315:ARG:HH11	1:E:315:ARG:HG3	1.60	0.66
2:H:12:LYS:HG2	2:H:13:GLY:N	2.09	0.66
2:J:437:ASP:O	2:J:439:ASP:N	2.28	0.66
2:L:466:LEU:N	2:L:466:LEU:HD12	2.10	0.66
1:G:359:VAL:O	1:G:362:LYS:HB2	1.95	0.66
1:G:416:ARG:CG	1:G:454:TYR:HE1	2.06	0.66
2:H:466:LEU:HD12	2:H:466:LEU:N	2.10	0.66
2:H:495:LYS:O	2:H:496:PRO:C	2.31	0.66
1:I:359:VAL:O	1:I:362:LYS:HB2	1.95	0.66

Continued on next page...

Continued from previous page...

Atom-1	Atom-2	Interatomic distance (Å)	Clash overlap (Å)
1:C:359:VAL:O	1:C:362:LYS:HB2	1.95	0.66
2:J:104:ALA:HB1	2:J:136:TYR:CD2	2.29	0.66
3:R:117:LEU:HD23	3:R:126:THR:HG21	1.77	0.66
2:H:38:ILE:HD13	2:H:38:ILE:H	1.60	0.66
1:A:68:LEU:O	1:A:71:LEU:N	2.27	0.66
1:G:14:ILE:N	1:G:14:ILE:HD12	2.10	0.66
1:G:74:ILE:HG23	1:G:86:TYR:CE1	2.27	0.66
4:Q:86:ARG:O	4:Q:89:GLU:HB3	1.94	0.66
2:F:123:CYS:O	2:F:126:LEU:HB3	1.96	0.66
4:W:77:GLU:O	4:W:80:THR:HB	1.94	0.66
3:O:279:ILE:HG22	3:O:280:GLU:N	2.10	0.66
3:R:245:SER:HB3	3:R:252:THR:HB	1.77	0.66
3:R:271:THR:O	3:R:273:VAL:HG23	1.96	0.66
1:A:315:ARG:HH11	1:A:315:ARG:HG3	1.60	0.66
1:A:532:LYS:HB3	1:A:536:ARG:HH11	1.60	0.66
2:B:473:PHE:O	2:B:475:ASP:N	2.29	0.66
2:B:491:LEU:HD13	2:B:499:THR:CG2	2.25	0.66
1:G:438:VAL:HB	1:G:439:PRO:CD	2.23	0.66
2:J:491:LEU:HD13	2:J:499:THR:CG2	2.25	0.66
2:D:473:PHE:O	2:D:475:ASP:N	2.29	0.66
2:J:184:LEU:HA	2:J:187:ILE:HD12	1.77	0.66
2:L:570:LEU:HD23	3:V:77:VAL:CG2	2.25	0.66
2:B:223:LEU:HD13	2:B:259:ALA:HA	1.76	0.66
2:H:123:CYS:O	2:H:126:LEU:HB3	1.96	0.66
1:C:67:GLN:HE21	1:C:93:LEU:CD2	2.06	0.66
4:T:86:ARG:O	4:T:90:LEU:HD23	1.96	0.66
2:D:570:LEU:HD23	3:N:77:VAL:HG22	1.77	0.66
4:S:86:ARG:O	4:S:89:GLU:HB3	1.94	0.66
4:X:79:ILE:HG23	4:X:80:THR:N	2.09	0.66
1:C:187:ASN:HD22	1:C:188:HIS:N	1.92	0.66
1:C:315:ARG:HH11	1:C:315:ARG:HG3	1.60	0.66
1:I:212:PHE:HE2	1:I:263:SER:HB3	1.60	0.66
2:D:437:ASP:O	2:D:439:ASP:N	2.28	0.66
3:V:271:THR:O	3:V:273:VAL:HG23	1.96	0.66
1:A:351:VAL:O	1:A:354:LEU:HG	1.95	0.66
1:E:521:VAL:HG13	1:E:522:THR:N	2.10	0.66
1:I:567:ASN:C	1:I:567:ASN:ND2	2.48	0.66
2:J:223:LEU:HA	2:J:226:LEU:HG	1.78	0.66
3:P:117:LEU:HD23	3:P:126:THR:HG21	1.77	0.66
2:D:223:LEU:HA	2:D:226:LEU:HG	1.77	0.66
1:K:430:GLY:O	1:K:432:TYR:N	2.29	0.66

Continued on next page...

Continued from previous page...

Atom-1	Atom-2	Interatomic distance (Å)	Clash overlap (Å)
3:P:419:GLN:O	3:P:420:LEU:HD23	1.95	0.66
3:R:419:GLN:O	3:R:420:LEU:HD23	1.95	0.66
3:V:380:PHE:HE1	3:V:414:GLN:C	1.98	0.66
2:B:437:ASP:O	2:B:439:ASP:N	2.28	0.66
2:F:495:LYS:O	2:F:496:PRO:C	2.31	0.66
1:K:416:ARG:CD	1:K:454:TYR:HE1	2.07	0.66
2:J:570:LEU:HD23	3:R:77:VAL:HG22	1.77	0.66
2:H:223:LEU:HA	2:H:226:LEU:HG	1.77	0.66
1:C:68:LEU:O	1:C:71:LEU:N	2.27	0.66
1:A:14:ILE:HD12	1:A:14:ILE:N	2.10	0.66
4:Q:50:LEU:HD23	4:Q:51:GLU:C	2.16	0.66
2:F:144:CYS:O	2:F:147:LYS:N	2.29	0.66
4:W:50:LEU:HD23	4:W:51:GLU:C	2.16	0.66
1:E:74:ILE:HG23	1:E:86:TYR:CE1	2.27	0.66
3:N:419:GLN:O	3:N:420:LEU:HD23	1.95	0.66
2:L:457:GLU:HG3	2:L:458:ARG:N	2.11	0.66
3:P:245:SER:HB3	3:P:252:THR:HB	1.77	0.66
4:U:50:LEU:HD23	4:U:51:GLU:C	2.16	0.66
1:K:585:PRO:HG2	2:L:524:TYR:CZ	2.30	0.66
2:H:433:CYS:O	2:H:434:GLU:C	2.34	0.66
1:C:362:LYS:O	1:C:365:ALA:HB3	1.95	0.66
1:C:421:THR:O	1:C:424:ARG:HB3	1.95	0.66
1:C:430:GLY:O	1:C:432:TYR:N	2.29	0.66
1:C:521:VAL:HG13	1:C:522:THR:N	2.10	0.66
2:L:144:CYS:O	2:L:147:LYS:N	2.29	0.66
2:B:182:ALA:O	2:B:183:ALA:C	2.32	0.66
1:C:83:ARG:HA	1:C:121:LEU:HD13	1.77	0.66
2:D:38:ILE:HD13	2:D:38:ILE:H	1.60	0.66
1:G:283:ASN:O	1:G:284:VAL:C	2.34	0.66
4:Q:77:GLU:O	4:Q:80:THR:HB	1.94	0.66
2:F:38:ILE:HD13	2:F:38:ILE:H	1.60	0.66
1:E:283:ASN:O	1:E:284:VAL:C	2.34	0.66
4:U:86:ARG:O	4:U:90:LEU:HD23	1.96	0.66
1:G:315:ARG:HH11	1:G:315:ARG:HG3	1.60	0.66
3:N:380:PHE:HE1	3:N:414:GLN:C	1.98	0.66
1:E:368:LEU:O	1:E:369:SER:C	2.34	0.66
2:H:473:PHE:O	2:H:475:ASP:N	2.29	0.66
1:I:532:LYS:HB3	1:I:536:ARG:HH11	1.60	0.66
2:J:495:LYS:O	2:J:496:PRO:C	2.31	0.66
2:D:433:CYS:O	2:D:434:GLU:C	2.34	0.66
2:D:470:LEU:O	2:D:472:GLY:N	2.29	0.66

Continued on next page...

Continued from previous page...

Atom-1	Atom-2	Interatomic distance (Å)	Clash overlap (Å)
2:D:491:LEU:HD13	2:D:499:THR:CG2	2.25	0.66
2:B:144:CYS:O	2:B:147:LYS:N	2.29	0.66
2:B:298:PRO:O	2:B:302:PRO:CD	2.40	0.66
2:D:174:PRO:O	2:D:176:VAL:N	2.28	0.66
2:F:174:PRO:O	2:F:176:VAL:N	2.28	0.66
3:M:276:LEU:HB3	3:M:301:PHE:HZ	1.59	0.66
1:K:315:ARG:HH11	1:K:315:ARG:HG3	1.60	0.66
3:V:184:SER:HA	3:V:421:ARG:HB2	1.78	0.66
3:O:271:THR:O	3:O:273:VAL:HG23	1.96	0.66
2:L:491:LEU:HD13	2:L:499:THR:CG2	2.26	0.66
1:G:430:GLY:O	1:G:432:TYR:N	2.29	0.66
2:J:470:LEU:O	2:J:472:GLY:N	2.29	0.66
3:M:117:LEU:HD23	3:M:126:THR:HG21	1.77	0.66
4:T:76:ASN:C	4:T:76:ASN:ND2	2.44	0.66
4:X:86:ARG:O	4:X:90:LEU:HD23	1.96	0.66
2:L:341:ILE:O	2:L:342:MET:C	2.34	0.66
2:J:368:ASP:O	2:J:371:ARG:HB3	1.96	0.66
2:F:441:GLU:HG2	2:F:442:PRO:HD2	1.76	0.66
3:P:271:THR:O	3:P:273:VAL:HG23	1.96	0.66
1:A:585:PRO:HG2	2:B:524:TYR:CZ	2.30	0.66
1:K:441:LEU:C	1:K:441:LEU:HD23	2.16	0.66
2:J:473:PHE:O	2:J:475:ASP:N	2.29	0.66
1:C:441:LEU:C	1:C:441:LEU:HD23	2.16	0.66
2:J:174:PRO:O	2:J:176:VAL:N	2.29	0.66
3:V:117:LEU:CD2	3:V:126:THR:HG21	2.26	0.66
2:H:174:PRO:O	2:H:176:VAL:N	2.29	0.66
1:C:46:ARG:HG2	1:C:73:LEU:HD21	1.78	0.66
1:C:97:GLN:CA	1:C:100:HIS:HB3	2.26	0.66
1:A:283:ASN:O	1:A:284:VAL:C	2.34	0.66
1:I:283:ASN:O	1:I:284:VAL:C	2.34	0.66
2:B:368:ASP:O	2:B:371:ARG:HB3	1.96	0.66
2:D:341:ILE:O	2:D:342:MET:C	2.34	0.66
3:V:278:TRP:CD1	3:V:279:ILE:N	2.61	0.66
3:N:276:LEU:HB3	3:N:301:PHE:HZ	1.59	0.66
2:J:457:GLU:HG3	2:J:458:ARG:N	2.11	0.66
1:G:212:PHE:HE2	1:G:263:SER:HB3	1.61	0.66
3:P:184:SER:HA	3:P:421:ARG:HB2	1.78	0.66
3:R:184:SER:HA	3:R:421:ARG:HB2	1.78	0.66
2:F:238:GLN:O	2:F:242:GLU:HB2	1.96	0.66
1:A:368:LEU:O	1:A:369:SER:C	2.35	0.65
1:E:421:THR:O	1:E:424:ARG:HB3	1.95	0.65

Continued on next page...

Continued from previous page...

Atom-1	Atom-2	Interatomic distance (Å)	Clash overlap (Å)
2:F:433:CYS:O	2:F:434:GLU:C	2.34	0.65
2:F:470:LEU:O	2:F:472:GLY:N	2.29	0.65
2:L:470:LEU:O	2:L:472:GLY:N	2.29	0.65
1:G:585:PRO:HG2	2:H:524:TYR:CZ	2.30	0.65
1:I:430:GLY:O	1:I:432:TYR:N	2.29	0.65
2:L:123:CYS:O	2:L:126:LEU:HB3	1.96	0.65
2:L:184:LEU:HA	2:L:187:ILE:HD12	1.77	0.65
2:L:223:LEU:HA	2:L:226:LEU:HG	1.77	0.65
2:B:38:ILE:H	2:B:38:ILE:HD13	1.60	0.65
2:H:215:THR:O	2:H:216:GLU:C	2.32	0.65
2:H:60:THR:CG2	2:H:61:ASP:H	2.05	0.65
3:O:117:LEU:CD2	3:O:126:THR:HG21	2.27	0.65
4:W:86:ARG:O	4:W:90:LEU:HD23	1.96	0.65
2:L:368:ASP:O	2:L:371:ARG:HB3	1.96	0.65
2:B:341:ILE:O	2:B:342:MET:C	2.34	0.65
2:D:368:ASP:O	2:D:371:ARG:HB3	1.96	0.65
3:M:416:GLY:C	3:M:418:TYR:H	2.00	0.65
3:R:416:GLY:C	3:R:418:TYR:H	1.99	0.65
1:E:212:PHE:HE2	1:E:263:SER:HB3	1.60	0.65
3:M:245:SER:HB3	3:M:252:THR:HB	1.77	0.65
3:N:184:SER:HA	3:N:421:ARG:HB2	1.78	0.65
2:H:238:GLN:O	2:H:242:GLU:HB2	1.96	0.65
1:G:396:PHE:O	1:G:397:LYS:C	2.35	0.65
1:A:521:VAL:HG13	1:A:522:THR:N	2.10	0.65
1:G:567:ASN:ND2	1:G:567:ASN:C	2.48	0.65
3:R:117:LEU:CD2	3:R:126:THR:HG21	2.27	0.65
2:L:104:ALA:HB1	2:L:136:TYR:CD2	2.29	0.65
2:L:299:GLN:C	2:L:302:PRO:HG2	2.17	0.65
3:V:117:LEU:HD23	3:V:126:THR:HG21	1.77	0.65
2:H:144:CYS:O	2:H:147:LYS:N	2.29	0.65
2:D:298:PRO:O	2:D:302:PRO:CD	2.40	0.65
1:A:13:THR:HG22	1:A:26:MET:CE	2.27	0.65
1:G:46:ARG:HG2	1:G:73:LEU:HD21	1.78	0.65
2:F:298:PRO:O	2:F:302:PRO:CD	2.40	0.65
1:K:97:GLN:CA	1:K:100:HIS:HB3	2.26	0.65
4:U:117:PHE:O	4:U:124:GLN:HG2	1.97	0.65
2:H:341:ILE:O	2:H:342:MET:C	2.34	0.65
3:V:279:ILE:HG22	3:V:280:GLU:N	2.10	0.65
3:O:414:GLN:O	3:O:415:ASN:HB3	1.95	0.65
3:N:414:GLN:O	3:N:415:ASN:HB3	1.95	0.65
3:R:380:PHE:HE1	3:R:414:GLN:C	1.98	0.65

Continued on next page...

Continued from previous page...

Atom-1	Atom-2	Interatomic distance (Å)	Clash overlap (Å)
3:O:184:SER:HA	3:O:421:ARG:HB2	1.78	0.65
1:E:396:PHE:O	1:E:397:LYS:C	2.35	0.65
1:A:359:VAL:O	1:A:362:LYS:HB2	1.95	0.65
2:B:495:LYS:O	2:B:496:PRO:C	2.31	0.65
1:E:404:ILE:O	1:E:405:PHE:C	2.35	0.65
1:G:364:ARG:HH11	1:G:364:ARG:HG2	1.61	0.65
1:G:529:ALA:CA	1:G:532:LYS:HG3	2.24	0.65
2:H:473:PHE:CG	2:H:474:HIS:N	2.64	0.65
1:I:368:LEU:O	1:I:369:SER:C	2.35	0.65
1:I:441:LEU:HD23	1:I:441:LEU:C	2.17	0.65
2:J:144:CYS:O	2:J:147:LYS:N	2.29	0.65
2:L:555:ILE:CG2	2:L:556:GLU:N	2.60	0.65
2:B:123:CYS:O	2:B:126:LEU:HB3	1.96	0.65
2:H:299:GLN:C	2:H:302:PRO:HG2	2.17	0.65
3:P:117:LEU:CD2	3:P:126:THR:HG21	2.27	0.65
4:S:86:ARG:O	4:S:90:LEU:HD23	1.96	0.65
1:G:13:THR:HG22	1:G:26:MET:CE	2.27	0.65
1:G:5:ILE:HB	1:G:52:LYS:HZ3	1.62	0.65
2:F:215:THR:HB	2:F:218:ALA:HB2	1.79	0.65
2:L:35:LYS:CA	2:L:38:ILE:HD11	2.22	0.65
3:N:279:ILE:HG22	3:N:280:GLU:N	2.10	0.65
3:P:278:TRP:CD1	3:P:279:ILE:N	2.61	0.65
3:R:279:ILE:HG22	3:R:280:GLU:N	2.10	0.65
3:O:416:GLY:C	3:O:418:TYR:H	2.00	0.65
3:P:414:GLN:O	3:P:415:ASN:HB3	1.95	0.65
1:C:396:PHE:O	1:C:397:LYS:C	2.35	0.65
1:A:546:LYS:O	1:A:550:ILE:HG13	1.96	0.65
4:X:117:PHE:O	4:X:124:GLN:HG2	1.97	0.65
1:E:567:ASN:C	1:E:567:ASN:ND2	2.48	0.65
2:F:496:PRO:HB2	2:F:499:THR:CG2	2.22	0.65
2:H:470:LEU:O	2:H:472:GLY:N	2.29	0.65
2:J:473:PHE:CG	2:J:474:HIS:N	2.64	0.65
2:D:496:PRO:HB2	2:D:499:THR:CG2	2.22	0.65
2:H:215:THR:HB	2:H:218:ALA:HB2	1.79	0.65
1:A:74:ILE:HG23	1:A:86:TYR:CE1	2.27	0.65
1:I:46:ARG:HG2	1:I:73:LEU:HD21	1.78	0.65
4:X:50:LEU:HD23	4:X:51:GLU:C	2.16	0.65
2:F:144:CYS:O	2:F:145:VAL:C	2.35	0.65
1:K:13:THR:HG22	1:K:26:MET:CE	2.27	0.65
1:K:74:ILE:HG23	1:K:86:TYR:CE1	2.27	0.65
1:E:97:GLN:CA	1:E:100:HIS:HB3	2.26	0.65

Continued on next page...

Continued from previous page...

Atom-1	Atom-2	Interatomic distance (Å)	Clash overlap (Å)
3:O:8:VAL:HG11	3:O:103:ILE:HD13	1.78	0.65
1:A:430:GLY:O	1:A:432:TYR:N	2.29	0.65
3:O:419:GLN:O	3:O:420:LEU:HD23	1.95	0.65
4:S:50:LEU:HD23	4:S:51:GLU:C	2.16	0.65
4:T:50:LEU:HD23	4:T:51:GLU:C	2.16	0.65
3:V:321:ASP:OD1	3:V:361:GLY:N	2.30	0.65
3:N:22:ARG:HG2	3:N:23:GLY:H	1.62	0.65
2:L:426:GLU:O	2:L:428:VAL:N	2.30	0.65
2:L:473:PHE:CG	2:L:474:HIS:N	2.64	0.65
2:L:473:PHE:O	2:L:475:ASP:N	2.29	0.65
2:J:123:CYS:O	2:J:126:LEU:HB3	1.96	0.65
2:L:566:TYR:N	2:L:566:TYR:CD1	2.60	0.65
2:B:223:LEU:HA	2:B:226:LEU:HG	1.77	0.65
2:B:555:ILE:CG2	2:B:556:GLU:N	2.60	0.65
4:Q:86:ARG:O	4:Q:90:LEU:HD23	1.96	0.65
2:F:223:LEU:HA	2:F:226:LEU:HG	1.77	0.65
3:V:24:ASP:C	3:V:26:ASP:H	2.00	0.65
2:H:323:VAL:HG23	2:H:324:PHE:CD1	2.23	0.65
2:H:368:ASP:O	2:H:371:ARG:HB3	1.96	0.65
2:H:370:VAL:O	2:H:373:ALA:HB3	1.97	0.65
3:N:8:VAL:HG11	3:N:103:ILE:HD13	1.78	0.65
3:N:416:GLY:C	3:N:418:TYR:H	1.99	0.65
2:D:457:GLU:HG3	2:D:458:ARG:N	2.11	0.65
3:V:276:LEU:HB3	3:V:301:PHE:HZ	1.59	0.65
2:J:203:SER:O	2:J:207:LEU:HG	1.97	0.65
3:M:184:SER:HA	3:M:421:ARG:HB2	1.78	0.65
2:B:426:GLU:O	2:B:428:VAL:N	2.30	0.65
2:B:470:LEU:O	2:B:472:GLY:N	2.29	0.65
1:E:430:GLY:O	1:E:432:TYR:N	2.29	0.65
1:K:364:ARG:HG2	1:K:364:ARG:HH11	1.61	0.65
1:K:368:LEU:O	1:K:369:SER:C	2.34	0.65
1:K:532:LYS:HB3	1:K:536:ARG:HH11	1.60	0.65
2:J:55:VAL:O	2:J:58:MET:N	2.30	0.65
2:H:55:VAL:O	2:H:58:MET:N	2.30	0.65
1:I:13:THR:HG22	1:I:26:MET:CE	2.27	0.65
2:F:299:GLN:C	2:F:302:PRO:HG2	2.17	0.65
1:K:283:ASN:OD1	1:K:284:VAL:N	2.30	0.65
1:E:283:ASN:OD1	1:E:284:VAL:N	2.30	0.65
2:F:368:ASP:O	2:F:371:ARG:HB3	1.96	0.65
4:W:71:ILE:HG21	4:W:75:ASP:HB3	1.79	0.65
3:V:245:SER:HB3	3:V:252:THR:HB	1.77	0.65

Continued on next page...

Continued from previous page...

Atom-1	Atom-2	Interatomic distance (Å)	Clash overlap (Å)
1:C:546:LYS:O	1:C:550:ILE:HG13	1.97	0.65
1:C:146:LEU:O	1:C:146:LEU:HD23	1.97	0.65
1:A:531:MET:HE2	1:A:581:LEU:HD11	1.77	0.65
2:B:405:TYR:CD1	2:B:406:VAL:N	2.65	0.65
2:F:491:LEU:HD13	2:F:499:THR:CG2	2.25	0.65
2:L:405:TYR:CD1	2:L:406:VAL:N	2.65	0.65
1:C:364:ARG:HG2	1:C:364:ARG:HH11	1.61	0.65
2:J:144:CYS:O	2:J:145:VAL:C	2.35	0.65
2:J:35:LYS:CA	2:J:38:ILE:HD11	2.22	0.65
2:J:555:ILE:CG2	2:J:556:GLU:N	2.60	0.65
2:L:174:PRO:O	2:L:176:VAL:N	2.29	0.65
2:B:184:LEU:HA	2:B:187:ILE:HD12	1.77	0.65
2:D:144:CYS:O	2:D:145:VAL:C	2.35	0.65
4:S:88:VAL:HG23	4:S:89:GLU:N	2.12	0.65
1:I:97:GLN:CA	1:I:100:HIS:HB3	2.26	0.65
1:E:46:ARG:HG2	1:E:73:LEU:HD21	1.78	0.65
4:U:88:VAL:HG23	4:U:89:GLU:N	2.12	0.65
2:L:370:VAL:O	2:L:373:ALA:HB3	1.97	0.65
2:B:370:VAL:O	2:B:373:ALA:HB3	1.97	0.65
2:F:323:VAL:HG23	2:F:324:PHE:CD1	2.23	0.65
3:M:278:TRP:CD1	3:M:279:ILE:N	2.61	0.65
3:P:279:ILE:HG22	3:P:280:GLU:N	2.10	0.65
3:P:416:GLY:C	3:P:418:TYR:H	1.99	0.65
3:M:409:VAL:HG12	3:M:410:ARG:H	1.62	0.65
1:G:546:LYS:O	1:G:550:ILE:HG13	1.97	0.65
2:B:433:CYS:O	2:B:434:GLU:C	2.34	0.65
1:K:363:ARG:O	1:K:364:ARG:C	2.35	0.65
1:I:404:ILE:O	1:I:405:PHE:C	2.35	0.65
2:D:426:GLU:O	2:D:428:VAL:N	2.30	0.65
2:J:219:GLN:O	2:J:223:LEU:HG	1.97	0.65
2:J:255:VAL:CG2	2:J:256:VAL:H	2.06	0.65
2:L:219:GLN:O	2:L:223:LEU:HG	1.97	0.65
2:B:55:VAL:O	2:B:58:MET:N	2.30	0.65
3:M:117:LEU:CD2	3:M:126:THR:HG21	2.27	0.65
2:H:144:CYS:O	2:H:145:VAL:C	2.35	0.65
2:H:555:ILE:CG2	2:H:556:GLU:N	2.59	0.65
3:N:117:LEU:CD2	3:N:126:THR:HG21	2.26	0.65
1:A:10:LEU:O	1:A:14:ILE:HD12	1.97	0.65
4:X:8:PHE:CD2	4:X:8:PHE:N	2.65	0.65
1:K:13:THR:HG22	1:K:26:MET:HE1	1.77	0.65
3:R:8:VAL:HG11	3:R:103:ILE:HD13	1.78	0.65

Continued on next page...

Continued from previous page...

Atom-1	Atom-2	Interatomic distance (Å)	Clash overlap (Å)
2:J:370:VAL:O	2:J:373:ALA:HB3	1.97	0.65
2:D:370:VAL:O	2:D:373:ALA:HB3	1.97	0.65
4:X:71:ILE:HG21	4:X:75:ASP:HB3	1.79	0.65
3:R:414:GLN:O	3:R:415:ASN:HB3	1.95	0.65
2:F:457:GLU:HG3	2:F:458:ARG:N	2.11	0.65
3:M:321:ASP:OD1	3:M:361:GLY:N	2.30	0.65
1:E:546:LYS:O	1:E:550:ILE:HG13	1.97	0.65
3:M:22:ARG:HG2	3:M:23:GLY:H	1.62	0.65
1:A:441:LEU:HD23	1:A:441:LEU:C	2.17	0.65
1:E:364:ARG:HH11	1:E:364:ARG:HG2	1.61	0.65
1:E:441:LEU:HD23	1:E:441:LEU:C	2.17	0.65
2:J:405:TYR:CD1	2:J:406:VAL:N	2.65	0.65
2:J:426:GLU:O	2:J:428:VAL:N	2.30	0.65
2:J:166:LYS:HA	2:J:169:ILE:CD1	2.27	0.65
2:L:304:ARG:O	2:L:307:ASN:HB3	1.97	0.65
2:L:570:LEU:HD23	3:V:77:VAL:HG22	1.77	0.65
2:H:35:LYS:CA	2:H:38:ILE:HD11	2.22	0.65
2:D:123:CYS:O	2:D:126:LEU:HB3	1.96	0.65
2:D:144:CYS:O	2:D:147:LYS:N	2.29	0.65
2:D:215:THR:HB	2:D:218:ALA:HB2	1.79	0.65
2:F:219:GLN:O	2:F:223:LEU:HG	1.97	0.65
2:F:255:VAL:CG2	2:F:256:VAL:H	2.06	0.65
2:F:31:LYS:CD	2:F:64:GLU:HG2	2.27	0.65
3:M:414:GLN:O	3:M:415:ASN:HB3	1.95	0.65
2:J:238:GLN:O	2:J:242:GLU:HB2	1.96	0.65
1:K:146:LEU:O	1:K:146:LEU:HD23	1.96	0.65
1:A:364:ARG:HG2	1:A:364:ARG:HH11	1.61	0.65
1:K:478:TRP:CH2	2:L:521:ASP:OD1	2.50	0.65
1:G:531:MET:SD	1:G:566:TYR:HD2	2.20	0.65
2:D:466:LEU:N	2:D:466:LEU:HD12	2.10	0.65
1:I:283:ASN:OD1	1:I:284:VAL:N	2.30	0.65
1:K:46:ARG:HG2	1:K:73:LEU:HD21	1.78	0.65
2:F:370:VAL:O	2:F:373:ALA:HB3	1.97	0.65
2:J:341:ILE:O	2:J:342:MET:C	2.34	0.65
1:K:254:ARG:HB2	1:K:295:THR:HG23	1.79	0.65
4:U:71:ILE:HG21	4:U:75:ASP:HB3	1.79	0.65
2:F:16:PHE:HZ	3:M:416:GLY:HA3	1.61	0.65
3:V:416:GLY:C	3:V:418:TYR:H	2.00	0.65
2:D:20:ALA:O	2:D:22:LEU:N	2.30	0.65
1:I:396:PHE:O	1:I:397:LYS:C	2.35	0.65
2:B:238:GLN:O	2:B:242:GLU:HB2	1.96	0.65

Continued on next page...

Continued from previous page...

Atom-1	Atom-2	Interatomic distance (Å)	Clash overlap (Å)
1:A:370:PHE:O	1:A:373:VAL:HG23	1.98	0.64
1:G:404:ILE:O	1:G:405:PHE:C	2.35	0.64
2:H:426:GLU:O	2:H:428:VAL:N	2.30	0.64
1:C:368:LEU:O	1:C:369:SER:C	2.35	0.64
2:J:220:ILE:HG22	2:J:221:PHE:N	2.12	0.64
2:B:148:LEU:H	2:B:148:LEU:HD12	1.62	0.64
2:B:299:GLN:C	2:B:302:PRO:HG2	2.17	0.64
1:C:10:LEU:O	1:C:14:ILE:HD12	1.97	0.64
1:A:97:GLN:CA	1:A:100:HIS:HB3	2.26	0.64
1:I:13:THR:HG22	1:I:26:MET:HE1	1.78	0.64
2:F:166:LYS:HA	2:F:169:ILE:CD1	2.27	0.64
2:F:341:ILE:O	2:F:342:MET:C	2.34	0.64
2:H:203:SER:O	2:H:207:LEU:HG	1.97	0.64
4:T:31:MET:HE2	4:T:52:TRP:HH2	1.62	0.64
3:R:22:ARG:HG2	3:R:23:GLY:H	1.62	0.64
1:K:394:PRO:HB2	1:K:395:GLU:OE2	1.97	0.64
3:M:271:THR:O	3:M:273:VAL:HG23	1.96	0.64
1:A:44:THR:HG22	1:A:45:TYR:CD1	2.32	0.64
3:N:271:THR:O	3:N:273:VAL:HG23	1.96	0.64
1:G:478:TRP:CH2	2:H:521:ASP:OD1	2.50	0.64
1:I:478:TRP:CH2	2:J:521:ASP:OD1	2.50	0.64
2:J:433:CYS:O	2:J:434:GLU:C	2.34	0.64
1:C:531:MET:SD	1:C:566:TYR:HD2	2.21	0.64
1:K:489:SER:H	1:K:500:VAL:CG1	2.11	0.64
2:H:220:ILE:HG22	2:H:221:PHE:N	2.12	0.64
2:H:31:LYS:CD	2:H:64:GLU:HG2	2.27	0.64
4:Q:88:VAL:HG23	4:Q:89:GLU:N	2.12	0.64
2:F:304:ARG:O	2:F:307:ASN:HB3	1.97	0.64
2:F:555:ILE:CG2	2:F:556:GLU:N	2.60	0.64
1:E:13:THR:HG22	1:E:26:MET:CE	2.27	0.64
4:Q:71:ILE:HG21	4:Q:75:ASP:HB3	1.79	0.64
3:R:233:LEU:HD13	3:R:269:LEU:HD22	1.80	0.64
2:D:203:SER:O	2:D:207:LEU:HG	1.97	0.64
1:E:44:THR:HG22	1:E:45:TYR:CD1	2.32	0.64
1:G:363:ARG:O	1:G:364:ARG:C	2.35	0.64
2:H:405:TYR:CD1	2:H:406:VAL:N	2.65	0.64
1:C:363:ARG:O	1:C:364:ARG:C	2.35	0.64
2:J:31:LYS:CD	2:J:64:GLU:HG2	2.27	0.64
2:J:38:ILE:H	2:J:38:ILE:HD13	1.60	0.64
2:B:578:PRO:O	2:B:582:VAL:HG23	1.97	0.64
1:C:13:THR:HG22	1:C:26:MET:CE	2.27	0.64

Continued on next page...

Continued from previous page...

Atom-1	Atom-2	Interatomic distance (Å)	Clash overlap (Å)
1:C:283:ASN:OD1	1:C:284:VAL:N	2.30	0.64
1:A:46:ARG:HG2	1:A:73:LEU:HD21	1.78	0.64
1:G:10:LEU:O	1:G:14:ILE:HD12	1.97	0.64
1:G:97:GLN:CA	1:G:100:HIS:HB3	2.26	0.64
1:I:135:CYS:CB	1:I:164:VAL:HG13	2.22	0.64
4:W:117:PHE:O	4:W:124:GLN:HG2	1.97	0.64
3:M:8:VAL:HG11	3:M:103:ILE:HD13	1.78	0.64
3:M:399:GLU:HG3	3:M:401:SER:H	1.63	0.64
1:I:408:ALA:O	1:I:412:ALA:HB2	1.98	0.64
1:A:396:PHE:O	1:A:397:LYS:C	2.35	0.64
1:I:546:LYS:O	1:I:550:ILE:HG13	1.97	0.64
1:A:146:LEU:O	1:A:146:LEU:HD23	1.96	0.64
1:E:489:SER:H	1:E:500:VAL:CG1	2.10	0.64
1:E:356:ASP:O	1:E:362:LYS:HE2	1.98	0.64
2:F:467:GLU:HA	2:F:470:LEU:HD23	1.80	0.64
1:K:370:PHE:O	1:K:373:VAL:HG23	1.98	0.64
1:G:356:ASP:O	1:G:362:LYS:HE2	1.98	0.64
1:G:441:LEU:C	1:G:441:LEU:HD23	2.17	0.64
2:J:35:LYS:HE2	3:R:137:GLN:HE21	1.63	0.64
2:B:144:CYS:O	2:B:145:VAL:C	2.35	0.64
2:B:219:GLN:O	2:B:223:LEU:HG	1.97	0.64
2:H:148:LEU:HD12	2:H:148:LEU:H	1.62	0.64
2:H:298:PRO:O	2:H:300:TYR:N	2.31	0.64
1:C:283:ASN:O	1:C:284:VAL:C	2.34	0.64
2:D:184:LEU:HA	2:D:187:ILE:HD12	1.77	0.64
2:D:299:GLN:C	2:D:302:PRO:HG2	2.17	0.64
2:D:31:LYS:CD	2:D:64:GLU:HG2	2.27	0.64
2:D:555:ILE:CG2	2:D:556:GLU:N	2.60	0.64
4:S:76:ASN:ND2	4:S:79:ILE:H	1.96	0.64
4:Q:117:PHE:O	4:Q:124:GLN:HG2	1.97	0.64
2:F:55:VAL:O	2:F:58:MET:N	2.30	0.64
3:R:24:ASP:C	3:R:26:ASP:H	2.00	0.64
3:O:321:ASP:OD1	3:O:361:GLY:N	2.30	0.64
4:T:71:ILE:HG21	4:T:75:ASP:HB3	1.79	0.64
4:S:31:MET:HE2	4:S:52:TRP:HH2	1.62	0.64
1:C:394:PRO:HB2	1:C:395:GLU:OE2	1.97	0.64
1:K:546:LYS:O	1:K:550:ILE:HG13	1.96	0.64
2:F:426:GLU:O	2:F:428:VAL:N	2.30	0.64
1:K:532:LYS:HB3	1:K:536:ARG:HH12	1.62	0.64
2:L:433:CYS:O	2:L:434:GLU:C	2.34	0.64
1:C:370:PHE:O	1:C:373:VAL:HG23	1.98	0.64

Continued on next page...

Continued from previous page...

Atom-1	Atom-2	Interatomic distance (Å)	Clash overlap (Å)
2:D:415:LYS:HD2	2:D:447:ALA:HB1	1.80	0.64
2:J:148:LEU:H	2:J:148:LEU:HD12	1.62	0.64
2:J:299:GLN:C	2:J:302:PRO:HG2	2.17	0.64
2:J:304:ARG:O	2:J:307:ASN:HB3	1.97	0.64
2:L:215:THR:HB	2:L:218:ALA:HB2	1.79	0.64
1:I:489:SER:H	1:I:500:VAL:CG1	2.10	0.64
2:B:298:PRO:O	2:B:300:TYR:N	2.31	0.64
2:B:31:LYS:CD	2:B:64:GLU:HG2	2.27	0.64
4:T:117:PHE:O	4:T:124:GLN:HG2	1.97	0.64
4:T:11:GLN:CD	4:T:11:GLN:N	2.51	0.64
4:T:88:VAL:HG23	4:T:89:GLU:N	2.12	0.64
2:D:35:LYS:HE2	3:N:137:GLN:HE21	1.63	0.64
1:K:10:LEU:O	1:K:14:ILE:HD12	1.97	0.64
1:G:254:ARG:HB2	1:G:295:THR:HG23	1.79	0.64
2:F:20:ALA:O	2:F:22:LEU:N	2.30	0.64
2:H:457:GLU:HG3	2:H:458:ARG:N	2.11	0.64
1:A:212:PHE:HE2	1:A:263:SER:HB3	1.60	0.64
3:M:233:LEU:HD13	3:M:269:LEU:HD22	1.80	0.64
2:J:20:ALA:O	2:J:22:LEU:N	2.30	0.64
3:V:399:GLU:HG3	3:V:401:SER:H	1.63	0.64
2:J:420:LYS:C	2:J:422:PRO:HD3	2.18	0.64
1:G:394:PRO:HB2	1:G:395:GLU:OE2	1.98	0.64
1:K:44:THR:HG22	1:K:45:TYR:CD1	2.32	0.64
2:L:238:GLN:O	2:L:242:GLU:HB2	1.97	0.64
1:E:482:GLU:OE2	1:E:584:MET:HB3	1.98	0.64
1:E:478:TRP:CH2	2:F:521:ASP:OD1	2.50	0.64
1:K:531:MET:SD	1:K:566:TYR:HD2	2.20	0.64
1:I:531:MET:SD	1:I:566:TYR:HD2	2.20	0.64
1:C:482:GLU:OE2	1:C:584:MET:HB3	1.98	0.64
2:D:467:GLU:HA	2:D:470:LEU:HD23	1.80	0.64
2:L:260:VAL:HA	2:L:263:LEU:HD12	1.80	0.64
4:X:8:PHE:HD2	4:X:8:PHE:N	1.96	0.64
2:F:184:LEU:HA	2:F:187:ILE:HD12	1.77	0.64
3:P:8:VAL:HG11	3:P:103:ILE:HD13	1.78	0.64
3:M:279:ILE:HG22	3:M:280:GLU:N	2.10	0.64
4:S:71:ILE:HG21	4:S:75:ASP:HB3	1.79	0.64
2:F:203:SER:O	2:F:207:LEU:HG	1.97	0.64
3:P:399:GLU:HG3	3:P:401:SER:H	1.63	0.64
1:E:394:PRO:HB2	1:E:395:GLU:OE2	1.97	0.64
3:N:22:ARG:CG	3:N:23:GLY:H	2.11	0.64
2:D:238:GLN:O	2:D:242:GLU:HB2	1.96	0.64

Continued on next page...

Continued from previous page...

Atom-1	Atom-2	Interatomic distance (Å)	Clash overlap (Å)
1:G:146:LEU:HD23	1:G:146:LEU:O	1.96	0.64
1:E:146:LEU:HD23	1:E:146:LEU:O	1.96	0.64
2:J:139:LYS:HD3	2:J:175:MET:HE1	1.78	0.64
2:L:148:LEU:H	2:L:148:LEU:HD12	1.62	0.64
2:B:304:ARG:O	2:B:307:ASN:HB3	1.97	0.64
2:H:304:ARG:O	2:H:307:ASN:HB3	1.97	0.64
1:C:285:GLY:O	1:C:288:ILE:N	2.31	0.64
4:T:7:LEU:HD11	4:T:67:PHE:CE2	2.33	0.64
1:A:283:ASN:OD1	1:A:284:VAL:N	2.30	0.64
4:Q:76:ASN:ND2	4:Q:79:ILE:H	1.96	0.64
2:F:298:PRO:O	2:F:300:TYR:N	2.31	0.64
1:K:285:GLY:O	1:K:288:ILE:N	2.31	0.64
3:O:65:LEU:HD11	3:O:99:GLU:N	2.13	0.64
3:V:8:VAL:HG11	3:V:103:ILE:HD13	1.78	0.64
3:M:24:ASP:C	3:M:26:ASP:H	2.00	0.64
3:M:65:LEU:HD11	3:M:99:GLU:N	2.13	0.64
3:N:233:LEU:HD13	3:N:269:LEU:HD22	1.80	0.64
3:R:321:ASP:OD1	3:R:361:GLY:N	2.30	0.64
1:A:482:GLU:CB	1:A:584:MET:SD	2.76	0.64
1:A:478:TRP:CH2	2:B:521:ASP:OD1	2.50	0.64
1:G:283:ASN:OD1	1:G:284:VAL:N	2.30	0.64
1:G:51:ALA:O	1:G:52:LYS:C	2.36	0.64
4:Q:8:PHE:N	4:Q:8:PHE:CD2	2.65	0.64
1:I:10:LEU:O	1:I:14:ILE:HD12	1.97	0.64
4:X:76:ASN:ND2	4:X:79:ILE:H	1.96	0.64
2:F:317:LEU:N	2:F:317:LEU:HD22	2.13	0.64
1:K:140:GLY:O	1:K:143:GLU:N	2.31	0.64
3:V:65:LEU:HD11	3:V:99:GLU:N	2.13	0.64
3:R:65:LEU:HD11	3:R:99:GLU:N	2.13	0.64
2:L:31:LYS:CD	2:L:64:GLU:HG2	2.27	0.64
3:V:414:GLN:O	3:V:415:ASN:HB3	1.95	0.64
3:N:409:VAL:HG12	3:N:410:ARG:H	1.62	0.64
2:D:420:LYS:C	2:D:422:PRO:HD3	2.18	0.64
2:B:420:LYS:C	2:B:422:PRO:HD3	2.18	0.64
1:I:44:THR:HG22	1:I:45:TYR:CD1	2.32	0.64
1:C:44:THR:HG22	1:C:45:TYR:CD1	2.32	0.64
1:G:44:THR:HG22	1:G:45:TYR:CD1	2.32	0.64
1:E:408:ALA:O	1:E:412:ALA:HB2	1.98	0.64
3:P:22:ARG:CG	3:P:23:GLY:H	2.11	0.64
1:I:146:LEU:HD23	1:I:146:LEU:O	1.96	0.64
1:A:482:GLU:OE2	1:A:584:MET:HB3	1.98	0.64

Continued on next page...

Continued from previous page...

Atom-1	Atom-2	Interatomic distance (Å)	Clash overlap (Å)
1:E:370:PHE:O	1:E:373:VAL:HG23	1.98	0.64
1:E:449:VAL:HA	1:E:452:HIS:NE2	2.13	0.64
2:L:415:LYS:HD2	2:L:447:ALA:HB1	1.80	0.64
2:L:473:PHE:C	2:L:475:ASP:N	2.46	0.64
1:G:368:LEU:O	1:G:369:SER:C	2.35	0.64
1:G:425:VAL:HG13	1:G:426:LEU:N	2.13	0.64
2:J:467:GLU:HA	2:J:470:LEU:HD23	1.80	0.64
1:C:478:TRP:CH2	2:D:521:ASP:OD1	2.50	0.64
2:J:60:THR:CG2	2:J:61:ASP:H	2.05	0.64
2:L:166:LYS:HA	2:L:169:ILE:CD1	2.27	0.64
2:L:55:VAL:O	2:L:58:MET:N	2.30	0.64
2:H:219:GLN:O	2:H:223:LEU:HG	1.97	0.64
2:H:35:LYS:HE2	3:P:137:GLN:HE21	1.63	0.64
1:C:74:ILE:HG23	1:C:86:TYR:CE1	2.27	0.64
4:T:76:ASN:ND2	4:T:79:ILE:H	1.96	0.64
2:D:134:ASP:HB2	2:D:137:VAL:HG23	1.80	0.64
2:D:139:LYS:HD3	2:D:175:MET:HE1	1.78	0.64
2:D:298:PRO:O	2:D:300:TYR:N	2.31	0.64
4:S:117:PHE:O	4:S:124:GLN:HG2	1.97	0.64
4:U:8:PHE:N	4:U:8:PHE:CD2	2.65	0.64
3:N:24:ASP:C	3:N:26:ASP:H	2.00	0.64
3:P:65:LEU:HD11	3:P:99:GLU:N	2.13	0.64
2:B:20:ALA:O	2:B:22:LEU:N	2.30	0.64
3:N:245:SER:HB3	3:N:252:THR:HB	1.77	0.64
3:O:245:SER:HB3	3:O:252:THR:HB	1.77	0.64
2:L:420:LYS:C	2:L:422:PRO:HD3	2.18	0.64
3:V:130:ILE:HG22	3:V:130:ILE:O	1.98	0.64
2:B:415:LYS:HD2	2:B:447:ALA:HB1	1.80	0.64
1:E:531:MET:SD	1:E:566:TYR:HD2	2.20	0.64
2:H:482:LEU:O	2:H:485:LEU:N	2.31	0.64
2:J:134:ASP:HB2	2:J:137:VAL:HG23	1.80	0.64
2:J:215:THR:HB	2:J:218:ALA:HB2	1.79	0.64
2:J:255:VAL:HG23	2:J:256:VAL:N	2.05	0.64
2:L:220:ILE:HG22	2:L:221:PHE:N	2.12	0.64
2:B:343:ILE:C	2:B:345:LEU:H	2.02	0.64
2:H:260:VAL:HA	2:H:263:LEU:HD12	1.80	0.64
4:T:40:LEU:O	4:T:42:ARG:N	2.31	0.64
2:D:55:VAL:O	2:D:58:MET:N	2.30	0.64
1:I:140:GLY:O	1:I:143:GLU:N	2.31	0.64
2:L:20:ALA:O	2:L:22:LEU:N	2.30	0.64
2:L:203:SER:O	2:L:207:LEU:HG	1.97	0.64

Continued on next page...

Continued from previous page...

Atom-1	Atom-2	Interatomic distance (Å)	Clash overlap (Å)
1:A:394:PRO:HB2	1:A:395:GLU:OE2	1.98	0.64
1:K:408:ALA:O	1:K:412:ALA:HB2	1.98	0.64
1:E:363:ARG:O	1:E:364:ARG:C	2.35	0.63
2:F:491:LEU:O	2:F:496:PRO:HD2	1.99	0.63
1:K:356:ASP:O	1:K:362:LYS:HE2	1.98	0.63
2:H:467:GLU:HA	2:H:470:LEU:HD23	1.80	0.63
2:B:215:THR:HB	2:B:218:ALA:HB2	1.79	0.63
2:B:35:LYS:HE2	3:M:137:GLN:HE21	1.63	0.63
3:P:321:ASP:OD1	3:P:361:GLY:N	2.30	0.63
1:E:10:LEU:O	1:E:14:ILE:HD12	1.97	0.63
2:H:20:ALA:O	2:H:22:LEU:N	2.30	0.63
3:P:175:VAL:HG12	3:P:198:ILE:HG12	1.80	0.63
1:A:408:ALA:O	1:A:412:ALA:HB2	1.98	0.63
2:H:521:ASP:O	2:H:522:ARG:C	2.37	0.63
1:I:364:ARG:HG2	1:I:364:ARG:HH11	1.61	0.63
1:C:356:ASP:O	1:C:362:LYS:HE2	1.98	0.63
1:C:489:SER:H	1:C:500:VAL:CG1	2.10	0.63
2:B:60:THR:CG2	2:B:61:ASP:H	2.05	0.63
2:H:173:ASN:O	2:H:174:PRO:O	2.17	0.63
2:H:216:GLU:HB2	2:H:217:TRP:CZ3	2.33	0.63
1:C:140:GLY:O	1:C:143:GLU:N	2.31	0.63
1:C:51:ALA:O	1:C:52:LYS:C	2.36	0.63
2:D:304:ARG:O	2:D:307:ASN:HB3	1.97	0.63
4:S:8:PHE:HD2	4:S:8:PHE:N	1.96	0.63
1:G:489:SER:H	1:G:500:VAL:CG1	2.10	0.63
4:X:7:LEU:HD11	4:X:67:PHE:CE2	2.33	0.63
4:W:7:LEU:HD11	4:W:67:PHE:CE2	2.33	0.63
1:E:140:GLY:O	1:E:143:GLU:N	2.31	0.63
4:U:7:LEU:HD11	4:U:67:PHE:CE2	2.33	0.63
3:N:65:LEU:HD11	3:N:99:GLU:N	2.13	0.63
1:K:429:ALA:O	1:K:431:SER:N	2.32	0.63
2:B:203:SER:O	2:B:207:LEU:HG	1.97	0.63
3:O:233:LEU:HD13	3:O:269:LEU:HD22	1.80	0.63
1:I:44:THR:O	1:I:45:TYR:HB2	1.99	0.63
3:O:22:ARG:HG2	3:O:23:GLY:H	1.62	0.63
3:V:22:ARG:HG2	3:V:23:GLY:H	1.62	0.63
2:L:482:LEU:O	2:L:485:LEU:N	2.31	0.63
1:G:482:GLU:OE2	1:G:584:MET:HB3	1.98	0.63
1:I:370:PHE:O	1:I:373:VAL:HG23	1.98	0.63
1:C:425:VAL:HG13	1:C:426:LEU:N	2.13	0.63
1:C:451:MET:CE	1:C:451:MET:H	2.12	0.63

Continued on next page...

Continued from previous page...

Atom-1	Atom-2	Interatomic distance (Å)	Clash overlap (Å)
2:L:144:CYS:O	2:L:145:VAL:C	2.35	0.63
2:L:298:PRO:O	2:L:300:TYR:N	2.31	0.63
2:D:148:LEU:H	2:D:148:LEU:HD12	1.62	0.63
1:A:99:VAL:CG2	1:A:100:HIS:N	2.61	0.63
4:S:7:LEU:HD11	4:S:67:PHE:CE2	2.33	0.63
1:G:140:GLY:O	1:G:143:GLU:N	2.31	0.63
2:F:148:LEU:HD12	2:F:148:LEU:H	1.62	0.63
1:K:124:CYS:HA	4:W:119:MET:SD	2.39	0.63
1:G:44:THR:O	1:G:45:TYR:HB2	1.99	0.63
3:R:130:ILE:HG22	3:R:130:ILE:O	1.98	0.63
2:B:432:LEU:HD12	2:B:448:MET:HE1	1.80	0.63
1:E:532:LYS:HB3	1:E:536:ARG:HH12	1.62	0.63
2:F:521:ASP:O	2:F:522:ARG:C	2.37	0.63
1:K:482:GLU:OE2	1:K:584:MET:HB3	1.98	0.63
2:L:491:LEU:O	2:L:496:PRO:HD2	1.98	0.63
1:G:370:PHE:O	1:G:373:VAL:HG23	1.98	0.63
2:H:432:LEU:HD12	2:H:448:MET:HE1	1.80	0.63
1:I:429:ALA:O	1:I:431:SER:N	2.32	0.63
1:C:429:ALA:O	1:C:431:SER:N	2.32	0.63
2:D:482:LEU:O	2:D:485:LEU:N	2.31	0.63
2:D:491:LEU:O	2:D:496:PRO:HD2	1.99	0.63
2:J:148:LEU:HD12	2:J:148:LEU:N	2.13	0.63
2:J:343:ILE:C	2:J:345:LEU:H	2.02	0.63
2:H:191:HIS:HA	2:H:195:ASN:HD21	1.64	0.63
4:T:8:PHE:N	4:T:8:PHE:CD2	2.65	0.63
4:S:11:GLN:CD	4:S:11:GLN:N	2.51	0.63
1:K:283:ASN:O	1:K:284:VAL:C	2.34	0.63
1:K:285:GLY:O	1:K:288:ILE:HB	1.99	0.63
1:K:51:ALA:O	1:K:52:LYS:C	2.36	0.63
4:U:40:LEU:O	4:U:42:ARG:N	2.31	0.63
1:K:242:ASP:O	1:K:243:PRO:C	2.36	0.63
3:O:409:VAL:HG12	3:O:410:ARG:H	1.62	0.63
3:V:22:ARG:CG	3:V:23:GLY:H	2.11	0.63
1:G:408:ALA:O	1:G:412:ALA:HB2	1.98	0.63
3:M:130:ILE:HG22	3:M:130:ILE:O	1.98	0.63
2:B:467:GLU:HA	2:B:470:LEU:HD23	1.80	0.63
2:F:415:LYS:HD2	2:F:447:ALA:HB1	1.80	0.63
1:K:424:ARG:HG2	1:K:424:ARG:HH11	1.64	0.63
1:K:449:VAL:HA	1:K:452:HIS:NE2	2.13	0.63
1:K:482:GLU:CB	1:K:584:MET:SD	2.76	0.63
2:L:473:PHE:CD1	2:L:474:HIS:N	2.67	0.63

Continued on next page...

Continued from previous page...

Atom-1	Atom-2	Interatomic distance (Å)	Clash overlap (Å)
2:J:173:ASN:O	2:J:174:PRO:O	2.17	0.63
2:L:134:ASP:HB2	2:L:137:VAL:HG23	1.80	0.63
2:L:216:GLU:HB2	2:L:217:TRP:CZ3	2.33	0.63
2:L:255:VAL:CG2	2:L:256:VAL:H	2.06	0.63
2:B:127:ARG:O	2:B:130:LEU:HB2	1.99	0.63
2:B:220:ILE:HG22	2:B:221:PHE:N	2.12	0.63
2:D:219:GLN:O	2:D:223:LEU:HG	1.97	0.63
1:A:489:SER:H	1:A:500:VAL:CG1	2.10	0.63
1:G:285:GLY:O	1:G:288:ILE:N	2.31	0.63
1:G:285:GLY:O	1:G:288:ILE:HB	1.99	0.63
1:I:285:GLY:O	1:I:288:ILE:HB	1.98	0.63
1:I:285:GLY:O	1:I:288:ILE:N	2.31	0.63
1:E:99:VAL:CG2	1:E:100:HIS:N	2.61	0.63
4:U:76:ASN:ND2	4:U:79:ILE:H	1.96	0.63
1:K:252:LEU:O	1:K:255:ILE:HG22	1.98	0.63
1:E:254:ARG:HB2	1:E:295:THR:HG23	1.80	0.63
1:I:394:PRO:HB2	1:I:395:GLU:OE2	1.97	0.63
1:E:451:MET:H	1:E:451:MET:CE	2.12	0.63
1:E:463:ILE:CD1	1:E:476:ALA:HB1	2.29	0.63
1:E:580:LEU:O	2:F:528:ARG:NH1	2.31	0.63
2:H:485:LEU:C	2:H:485:LEU:HD23	2.19	0.63
2:J:415:LYS:HD2	2:J:447:ALA:HB1	1.80	0.63
1:C:532:LYS:HB3	1:C:536:ARG:HH12	1.62	0.63
2:J:298:PRO:O	2:J:300:TYR:N	2.31	0.63
2:L:127:ARG:O	2:L:130:LEU:HB2	1.99	0.63
2:L:173:ASN:O	2:L:174:PRO:O	2.17	0.63
2:H:343:ILE:C	2:H:345:LEU:H	2.02	0.63
2:D:148:LEU:HD12	2:D:148:LEU:N	2.13	0.63
4:S:40:LEU:O	4:S:42:ARG:N	2.31	0.63
4:Q:11:GLN:N	4:Q:11:GLN:CD	2.51	0.63
4:Q:7:LEU:HD11	4:Q:67:PHE:CE2	2.33	0.63
4:X:88:VAL:HG23	4:X:89:GLU:N	2.12	0.63
1:K:99:VAL:CG2	1:K:100:HIS:N	2.61	0.63
4:W:40:LEU:O	4:W:42:ARG:N	2.31	0.63
4:W:8:PHE:HD2	4:W:8:PHE:N	1.96	0.63
1:A:252:LEU:O	1:A:255:ILE:HG22	1.99	0.63
1:C:252:LEU:O	1:C:255:ILE:HG22	1.99	0.63
1:C:271:LEU:HD12	1:C:296:ILE:CG1	2.29	0.63
1:I:252:LEU:O	1:I:255:ILE:HG22	1.98	0.63
1:I:271:LEU:HD12	1:I:296:ILE:CG1	2.29	0.63
3:N:130:ILE:O	3:N:130:ILE:HG22	1.98	0.63

Continued on next page...

Continued from previous page...

Atom-1	Atom-2	Interatomic distance (Å)	Clash overlap (Å)
1:A:425:VAL:HG13	1:A:426:LEU:N	2.13	0.63
1:A:438:VAL:HB	1:A:439:PRO:CD	2.23	0.63
2:B:473:PHE:CD1	2:B:474:HIS:N	2.67	0.63
1:G:451:MET:CE	1:G:451:MET:H	2.12	0.63
2:H:415:LYS:HD2	2:H:447:ALA:HB1	1.80	0.63
1:I:356:ASP:O	1:I:362:LYS:HE2	1.98	0.63
2:J:521:ASP:O	2:J:522:ARG:C	2.37	0.63
1:C:449:VAL:HA	1:C:452:HIS:NE2	2.13	0.63
2:D:473:PHE:CD1	2:D:474:HIS:N	2.67	0.63
2:J:308:LEU:O	2:J:311:GLN:HB3	1.99	0.63
1:C:99:VAL:CG2	1:C:100:HIS:N	2.61	0.63
2:D:173:ASN:O	2:D:174:PRO:O	2.17	0.63
2:D:220:ILE:HG22	2:D:221:PHE:N	2.12	0.63
1:A:285:GLY:O	1:A:288:ILE:N	2.31	0.63
4:X:16:LEU:HD13	4:X:111:TYR:CE1	2.34	0.63
4:X:33:ARG:HG2	4:X:34:GLU:H	1.64	0.63
4:X:40:LEU:O	4:X:42:ARG:N	2.31	0.63
2:F:127:ARG:O	2:F:130:LEU:HB2	1.99	0.63
2:F:148:LEU:HD12	2:F:148:LEU:N	2.13	0.63
2:F:260:VAL:HA	2:F:263:LEU:HD12	1.80	0.63
4:W:11:GLN:N	4:W:11:GLN:CD	2.51	0.63
4:W:16:LEU:HD13	4:W:111:TYR:CE1	2.34	0.63
1:C:242:ASP:O	1:C:243:PRO:C	2.36	0.63
1:C:254:ARG:HB2	1:C:295:THR:HG23	1.79	0.63
1:K:249:ILE:HG22	1:K:253:LEU:HD11	1.81	0.63
1:E:242:ASP:O	1:E:243:PRO:C	2.36	0.63
1:E:44:THR:O	1:E:45:TYR:HB2	1.99	0.63
1:C:408:ALA:O	1:C:412:ALA:HB2	1.98	0.63
1:A:356:ASP:O	1:A:362:LYS:HE2	1.98	0.63
1:A:415:LYS:CE	1:A:415:LYS:N	2.62	0.63
1:A:449:VAL:HA	1:A:452:HIS:NE2	2.13	0.63
1:A:532:LYS:O	1:A:536:ARG:HD2	1.99	0.63
1:K:404:ILE:O	1:K:405:PHE:C	2.35	0.63
1:G:482:GLU:CB	1:G:584:MET:SD	2.76	0.63
2:H:465:LEU:HD12	2:H:465:LEU:N	2.14	0.63
1:I:449:VAL:HA	1:I:452:HIS:NE2	2.13	0.63
2:J:473:PHE:CD1	2:J:474:HIS:N	2.67	0.63
2:J:482:LEU:O	2:J:485:LEU:N	2.31	0.63
1:C:404:ILE:O	1:C:405:PHE:C	2.35	0.63
2:J:260:VAL:HA	2:J:263:LEU:HD12	1.80	0.63
2:B:166:LYS:HA	2:B:169:ILE:CD1	2.27	0.63

Continued on next page...

Continued from previous page...

Atom-1	Atom-2	Interatomic distance (Å)	Clash overlap (Å)
2:B:308:LEU:O	2:B:311:GLN:HB3	1.99	0.63
2:H:127:ARG:O	2:H:130:LEU:HB2	1.99	0.63
3:R:92:SER:HB3	3:R:98:LEU:HD21	1.81	0.63
2:D:308:LEU:O	2:D:311:GLN:HB3	1.99	0.63
4:Q:40:LEU:O	4:Q:42:ARG:N	2.31	0.63
3:N:92:SER:HB3	3:N:98:LEU:HD21	1.81	0.63
2:F:173:ASN:O	2:F:174:PRO:O	2.17	0.63
1:A:429:ALA:O	1:A:431:SER:N	2.32	0.63
1:E:271:LEU:HD12	1:E:296:ILE:CG1	2.29	0.63
1:I:254:ARG:HB2	1:I:295:THR:HG23	1.79	0.63
3:V:264:LEU:O	3:V:264:LEU:HD12	1.99	0.63
3:M:22:ARG:CG	3:M:23:GLY:H	2.11	0.63
1:A:44:THR:O	1:A:45:TYR:HB2	1.99	0.63
1:E:364:ARG:O	1:E:365:ALA:C	2.37	0.63
1:E:429:ALA:O	1:E:431:SER:N	2.32	0.63
1:G:415:LYS:N	1:G:415:LYS:CE	2.62	0.63
1:G:463:ILE:CD1	1:G:476:ALA:HB1	2.29	0.63
1:I:363:ARG:O	1:I:364:ARG:C	2.35	0.63
1:I:463:ILE:CD1	1:I:476:ALA:HB1	2.29	0.63
1:I:482:GLU:OE2	1:I:584:MET:HB3	1.98	0.63
2:J:485:LEU:HD23	2:J:485:LEU:C	2.19	0.63
1:C:566:TYR:O	1:C:569:LEU:N	2.32	0.63
2:H:148:LEU:HD12	2:H:148:LEU:N	2.13	0.63
1:A:285:GLY:O	1:A:288:ILE:HB	1.99	0.63
3:N:321:ASP:OD1	3:N:361:GLY:N	2.30	0.63
4:Q:27:GLU:O	4:Q:30:LYS:HB3	1.99	0.63
2:F:220:ILE:HG22	2:F:221:PHE:N	2.12	0.63
4:W:76:ASN:ND2	4:W:79:ILE:H	1.96	0.63
4:U:8:PHE:N	4:U:8:PHE:HD2	1.96	0.63
3:O:278:TRP:CD1	3:O:279:ILE:N	2.61	0.63
1:A:274:VAL:CG1	1:A:292:THR:HG21	2.29	0.63
1:A:271:LEU:HD12	1:A:296:ILE:CG1	2.29	0.63
1:C:227:ILE:CD1	1:C:274:VAL:HG22	2.28	0.63
1:E:252:LEU:O	1:E:255:ILE:HG22	1.99	0.63
1:I:227:ILE:CD1	1:I:274:VAL:HG22	2.28	0.63
3:O:175:VAL:HG12	3:O:198:ILE:HG12	1.80	0.63
3:V:233:LEU:HD13	3:V:269:LEU:HD22	1.80	0.63
2:F:420:LYS:C	2:F:422:PRO:HD3	2.18	0.63
1:K:396:PHE:O	1:K:397:LYS:C	2.35	0.63
4:X:6:LEU:N	4:X:6:LEU:HD12	2.14	0.63
1:E:425:VAL:HG13	1:E:426:LEU:N	2.13	0.62

Continued on next page...

Continued from previous page...

Atom-1	Atom-2	Interatomic distance (Å)	Clash overlap (Å)
2:L:485:LEU:C	2:L:485:LEU:HD23	2.19	0.62
1:G:424:ARG:HG2	1:G:424:ARG:HH11	1.64	0.62
1:I:580:LEU:O	2:J:528:ARG:NH1	2.31	0.62
2:D:405:TYR:CD1	2:D:406:VAL:N	2.65	0.62
2:J:216:GLU:HB2	2:J:217:TRP:CZ3	2.33	0.62
2:H:134:ASP:HB2	2:H:137:VAL:HG23	1.80	0.62
2:D:216:GLU:HB2	2:D:217:TRP:CZ3	2.33	0.62
2:D:260:VAL:HA	2:D:263:LEU:HD12	1.80	0.62
1:G:99:VAL:CG2	1:G:100:HIS:N	2.61	0.62
1:I:99:VAL:CG2	1:I:100:HIS:N	2.61	0.62
1:I:51:ALA:O	1:I:52:LYS:C	2.36	0.62
4:X:11:GLN:N	4:X:11:GLN:CD	2.51	0.62
4:W:88:VAL:HG23	4:W:89:GLU:N	2.12	0.62
4:W:8:PHE:CD2	4:W:8:PHE:N	2.65	0.62
2:L:323:VAL:HG23	2:L:324:PHE:CD1	2.23	0.62
2:L:387:SER:CA	2:L:390:ARG:HD2	2.24	0.62
3:O:329:VAL:HG21	3:O:354:TYR:CD1	2.34	0.62
2:J:155:MET:H	2:J:158:ASP:HB3	1.64	0.62
2:B:155:MET:H	2:B:158:ASP:HB3	1.64	0.62
1:K:152:TYR:HA	1:K:155:LYS:HE2	1.81	0.62
3:R:264:LEU:HD12	3:R:264:LEU:O	1.99	0.62
3:V:175:VAL:HG12	3:V:198:ILE:HG12	1.80	0.62
3:V:409:VAL:HG12	3:V:410:ARG:H	1.62	0.62
4:T:33:ARG:HG2	4:T:34:GLU:H	1.64	0.62
1:K:44:THR:O	1:K:45:TYR:HB2	1.99	0.62
4:W:6:LEU:N	4:W:6:LEU:HD12	2.14	0.62
4:Q:6:LEU:N	4:Q:6:LEU:HD12	2.14	0.62
3:O:130:ILE:HG22	3:O:130:ILE:O	1.98	0.62
1:A:531:MET:SD	1:A:566:TYR:HD2	2.20	0.62
2:B:491:LEU:O	2:B:496:PRO:HD2	1.99	0.62
2:L:465:LEU:HD12	2:L:465:LEU:N	2.14	0.62
1:I:364:ARG:O	1:I:365:ALA:C	2.37	0.62
2:L:148:LEU:N	2:L:148:LEU:HD12	2.13	0.62
2:L:343:ILE:C	2:L:345:LEU:H	2.02	0.62
2:H:230:MET:HG2	2:H:266:PHE:CD2	2.34	0.62
2:H:308:LEU:O	2:H:311:GLN:HB3	1.99	0.62
1:C:124:CYS:HA	4:T:119:MET:SD	2.39	0.62
4:X:31:MET:HE2	4:X:52:TRP:HH2	1.64	0.62
2:F:563:LEU:O	2:F:565:CYS:N	2.33	0.62
2:D:155:MET:H	2:D:158:ASP:HB3	1.64	0.62
1:C:152:TYR:HA	1:C:155:LYS:HE2	1.81	0.62

Continued on next page...

Continued from previous page...

Atom-1	Atom-2	Interatomic distance (Å)	Clash overlap (Å)
1:C:242:ASP:HB3	1:C:245:LEU:HB3	1.82	0.62
1:G:242:ASP:O	1:G:243:PRO:C	2.36	0.62
1:G:271:LEU:HD12	1:G:296:ILE:CG1	2.29	0.62
1:I:249:ILE:HG22	1:I:253:LEU:HD11	1.81	0.62
3:M:175:VAL:HG12	3:M:198:ILE:HG12	1.80	0.62
3:R:399:GLU:HG3	3:R:401:SER:H	1.62	0.62
2:H:420:LYS:C	2:H:422:PRO:HD3	2.18	0.62
3:R:22:ARG:CG	3:R:23:GLY:H	2.11	0.62
1:K:479:CYS:O	1:K:480:ILE:C	2.38	0.62
1:C:378:ILE:HD11	1:C:411:TYR:HB3	1.81	0.62
1:G:378:ILE:HD11	1:G:411:TYR:HB3	1.81	0.62
1:A:378:ILE:HD11	1:A:411:TYR:HB3	1.81	0.62
1:A:404:ILE:O	1:A:405:PHE:C	2.35	0.62
1:A:463:ILE:CD1	1:A:476:ALA:HB1	2.29	0.62
1:A:566:TYR:O	1:A:569:LEU:N	2.32	0.62
2:B:521:ASP:O	2:B:522:ARG:C	2.37	0.62
1:G:429:ALA:O	1:G:431:SER:N	2.32	0.62
2:J:491:LEU:O	2:J:496:PRO:HD2	1.99	0.62
2:D:473:PHE:CG	2:D:474:HIS:N	2.64	0.62
2:L:307:ASN:HD21	2:L:344:ARG:NH1	1.97	0.62
2:L:563:LEU:O	2:L:565:CYS:N	2.33	0.62
2:B:563:LEU:O	2:B:565:CYS:N	2.33	0.62
2:H:307:ASN:HD21	2:H:344:ARG:NH1	1.97	0.62
2:D:343:ILE:C	2:D:345:LEU:H	2.02	0.62
1:G:6:ARG:O	1:G:9:GLU:HB3	2.00	0.62
1:I:124:CYS:HA	4:X:119:MET:SD	2.39	0.62
2:F:134:ASP:HB2	2:F:137:VAL:HG23	1.80	0.62
1:E:285:GLY:O	1:E:288:ILE:N	2.31	0.62
1:E:51:ALA:O	1:E:52:LYS:C	2.36	0.62
3:M:329:VAL:HG21	3:M:354:TYR:CD1	2.34	0.62
2:H:331:PRO:CD	2:H:334:VAL:HG21	2.29	0.62
2:L:35:LYS:HE2	3:V:137:GLN:HE21	1.63	0.62
1:K:227:ILE:CD1	1:K:274:VAL:HG22	2.28	0.62
1:E:249:ILE:HG22	1:E:253:LEU:HD11	1.81	0.62
3:M:194:ILE:HG13	3:M:269:LEU:HG	1.81	0.62
3:P:177:GLU:O	3:P:413:THR:HA	2.00	0.62
3:O:112:GLU:OE2	3:O:136:THR:HB	1.99	0.62
3:R:112:GLU:OE2	3:R:136:THR:HB	1.99	0.62
4:U:33:ARG:HG2	4:U:34:GLU:H	1.64	0.62
3:R:409:VAL:HG12	3:R:410:ARG:H	1.62	0.62
3:P:22:ARG:HG2	3:P:23:GLY:H	1.62	0.62

Continued on next page...

Continued from previous page...

Atom-1	Atom-2	Interatomic distance (Å)	Clash overlap (Å)
2:B:465:LEU:N	2:B:465:LEU:HD12	2.14	0.62
2:B:482:LEU:O	2:B:485:LEU:N	2.31	0.62
1:E:566:TYR:O	1:E:569:LEU:N	2.32	0.62
1:K:532:LYS:O	1:K:536:ARG:HD2	1.99	0.62
2:L:432:LEU:HD12	2:L:448:MET:CE	2.30	0.62
2:L:467:GLU:HA	2:L:470:LEU:HD23	1.80	0.62
1:G:449:VAL:HA	1:G:452:HIS:NE2	2.13	0.62
2:H:473:PHE:CD1	2:H:474:HIS:N	2.67	0.62
1:I:532:LYS:O	1:I:536:ARG:HD2	1.99	0.62
2:J:185:SER:O	2:J:188:ALA:HB3	2.00	0.62
2:B:191:HIS:HA	2:B:195:ASN:HD21	1.64	0.62
1:C:285:GLY:O	1:C:288:ILE:HB	1.99	0.62
2:D:230:MET:HG2	2:D:266:PHE:CD2	2.34	0.62
1:A:124:CYS:HA	4:S:119:MET:SD	2.39	0.62
4:S:16:LEU:HD13	4:S:111:TYR:CE1	2.34	0.62
1:G:124:CYS:HA	4:Q:119:MET:SD	2.39	0.62
2:F:230:MET:HG2	2:F:266:PHE:CD2	2.34	0.62
2:F:35:LYS:HE2	3:O:137:GLN:HE21	1.63	0.62
1:A:242:ASP:O	1:A:243:PRO:C	2.36	0.62
3:V:112:GLU:OE2	3:V:136:THR:HB	1.99	0.62
4:U:27:GLU:O	4:U:30:LYS:HB3	1.99	0.62
4:T:27:GLU:O	4:T:30:LYS:HB3	1.99	0.62
3:N:399:GLU:HG3	3:N:401:SER:H	1.63	0.62
1:C:377:ASN:ND2	1:C:381:MET:HG2	2.14	0.62
4:S:20:TYR:HD2	4:S:121:GLY:N	1.98	0.62
1:G:479:CYS:O	1:G:480:ILE:C	2.38	0.62
1:E:532:LYS:HB3	1:E:536:ARG:HH11	1.60	0.62
1:K:580:LEU:O	2:L:528:ARG:NH1	2.31	0.62
2:H:408:GLN:O	2:H:409:GLU:C	2.38	0.62
1:I:415:LYS:CE	1:I:415:LYS:N	2.62	0.62
2:D:432:LEU:HD12	2:D:448:MET:CE	2.30	0.62
2:J:307:ASN:HD21	2:J:344:ARG:NH1	1.97	0.62
2:J:563:LEU:O	2:J:565:CYS:N	2.33	0.62
2:L:139:LYS:HD3	2:L:175:MET:HE1	1.82	0.62
2:L:191:HIS:HA	2:L:195:ASN:HD21	1.64	0.62
2:B:216:GLU:HB2	2:B:217:TRP:CZ3	2.33	0.62
2:B:260:VAL:HA	2:B:263:LEU:HD12	1.80	0.62
2:H:255:VAL:HG23	2:H:256:VAL:N	2.05	0.62
4:T:16:LEU:HD13	4:T:111:TYR:CE1	2.34	0.62
2:D:563:LEU:O	2:D:565:CYS:N	2.33	0.62
1:A:74:ILE:CD1	1:A:74:ILE:H	2.13	0.62

Continued on next page...

Continued from previous page...

Atom-1	Atom-2	Interatomic distance (Å)	Clash overlap (Å)
4:S:108:GLU:CG	4:S:109:LYS:H	2.13	0.62
3:R:329:VAL:HG21	3:R:354:TYR:CD1	2.34	0.62
1:K:135:CYS:CB	1:K:164:VAL:HG13	2.22	0.62
4:U:16:LEU:HD13	4:U:111:TYR:CE1	2.34	0.62
3:V:92:SER:HB3	3:V:98:LEU:HD21	1.81	0.62
3:N:202:VAL:HG13	3:N:204:LEU:HG	1.81	0.62
1:A:227:ILE:CD1	1:A:274:VAL:HG22	2.28	0.62
1:K:271:LEU:HD12	1:K:296:ILE:CG1	2.29	0.62
1:G:252:LEU:O	1:G:255:ILE:HG22	1.99	0.62
3:O:202:VAL:HG13	3:O:204:LEU:HG	1.80	0.62
1:E:264:SER:HA	1:E:267:MET:HE2	1.81	0.62
1:E:227:ILE:CD1	1:E:274:VAL:HG22	2.28	0.62
2:B:20:ALA:C	2:B:22:LEU:H	2.03	0.62
3:P:415:ASN:ND2	3:P:416:GLY:H	1.97	0.62
3:P:233:LEU:HD13	3:P:269:LEU:HD22	1.80	0.62
4:S:27:GLU:O	4:S:30:LYS:HB3	1.99	0.62
3:O:399:GLU:HG3	3:O:401:SER:H	1.63	0.62
4:W:20:TYR:HD2	4:W:121:GLY:N	1.98	0.62
1:K:378:ILE:HD11	1:K:411:TYR:HB3	1.81	0.62
1:A:424:ARG:HG2	1:A:424:ARG:HH11	1.64	0.62
1:A:453:ALA:O	1:A:455:THR:N	2.33	0.62
2:B:432:LEU:HD12	2:B:448:MET:CE	2.30	0.62
2:F:405:TYR:CD1	2:F:406:VAL:N	2.65	0.62
2:F:485:LEU:HD23	2:F:485:LEU:C	2.19	0.62
2:F:482:LEU:O	2:F:485:LEU:N	2.31	0.62
1:I:425:VAL:HG13	1:I:426:LEU:N	2.13	0.62
1:I:453:ALA:O	1:I:455:THR:N	2.33	0.62
1:C:532:LYS:O	1:C:536:ARG:HD2	1.99	0.62
2:D:485:LEU:C	2:D:485:LEU:HD23	2.19	0.62
2:B:173:ASN:O	2:B:174:PRO:O	2.17	0.62
3:N:329:VAL:HG21	3:N:354:TYR:CD1	2.34	0.62
1:I:74:ILE:H	1:I:74:ILE:CD1	2.13	0.62
2:F:308:LEU:O	2:F:311:GLN:HB3	1.99	0.62
4:W:33:ARG:HG2	4:W:34:GLU:H	1.64	0.62
3:R:202:VAL:HG13	3:R:204:LEU:HG	1.81	0.62
1:K:274:VAL:CG1	1:K:292:THR:HG21	2.29	0.62
1:G:227:ILE:CD1	1:G:274:VAL:HG22	2.28	0.62
3:M:415:ASN:ND2	3:M:416:GLY:H	1.97	0.62
3:R:175:VAL:HG12	3:R:198:ILE:HG12	1.80	0.62
3:P:264:LEU:O	3:P:264:LEU:HD12	1.99	0.62
1:G:377:ASN:ND2	1:G:381:MET:HG2	2.14	0.62

Continued on next page...

Continued from previous page...

Atom-1	Atom-2	Interatomic distance (Å)	Clash overlap (Å)
4:U:20:TYR:CD2	4:U:121:GLY:N	2.67	0.62
1:A:452:HIS:O	1:A:456:VAL:HG23	2.00	0.62
1:E:452:HIS:O	1:E:456:VAL:HG23	2.00	0.62
1:K:370:PHE:CE1	1:K:403:GLY:HA3	2.34	0.62
1:K:463:ILE:CD1	1:K:476:ALA:HB1	2.29	0.62
1:I:451:MET:H	1:I:451:MET:CE	2.12	0.62
1:C:452:HIS:O	1:C:456:VAL:HG23	2.00	0.62
1:C:463:ILE:CD1	1:C:476:ALA:HB1	2.29	0.62
2:J:317:LEU:N	2:J:317:LEU:HD22	2.13	0.62
2:L:49:ALA:O	2:L:51:PHE:N	2.32	0.62
2:B:148:LEU:N	2:B:148:LEU:HD12	2.13	0.62
2:H:49:ALA:O	2:H:51:PHE:N	2.33	0.62
4:T:11:GLN:O	4:T:13:LYS:N	2.32	0.62
4:Q:16:LEU:HD13	4:Q:111:TYR:CE1	2.34	0.62
3:P:24:ASP:C	3:P:26:ASP:H	2.00	0.62
2:J:331:PRO:CD	2:J:334:VAL:HG21	2.29	0.62
1:A:254:ARG:HB2	1:A:295:THR:HG23	1.79	0.62
1:I:152:TYR:HA	1:I:155:LYS:HE2	1.81	0.62
2:B:457:GLU:HG3	2:B:458:ARG:N	2.11	0.62
1:K:212:PHE:HE2	1:K:263:SER:HB3	1.60	0.62
1:C:216:VAL:HB	1:C:217:PRO:HD3	1.82	0.62
4:S:30:LYS:CB	4:S:30:LYS:HZ2	2.13	0.62
4:U:20:TYR:HD2	4:U:121:GLY:N	1.98	0.62
4:X:20:TYR:HD2	4:X:121:GLY:N	1.98	0.62
3:P:68:VAL:HG12	3:P:69:ALA:N	2.15	0.62
1:E:479:CYS:O	1:E:480:ILE:C	2.38	0.62
2:H:283:LYS:O	2:H:287:PRO:HD2	2.00	0.62
2:B:485:LEU:HD23	2:B:485:LEU:C	2.19	0.62
1:E:377:ASN:ND2	1:E:381:MET:HG2	2.14	0.62
2:F:465:LEU:HD12	2:F:465:LEU:N	2.14	0.62
1:K:453:ALA:O	1:K:455:THR:N	2.33	0.62
2:H:486:THR:HG23	2:H:490:LYS:HE2	1.82	0.62
2:H:491:LEU:O	2:H:496:PRO:HD2	1.99	0.62
2:L:569:THR:H	2:L:572:SER:CB	2.13	0.62
2:B:134:ASP:HB2	2:B:137:VAL:HG23	1.80	0.62
2:H:563:LEU:O	2:H:565:CYS:N	2.33	0.62
3:P:329:VAL:HG21	3:P:354:TYR:CD1	2.34	0.62
1:E:285:GLY:O	1:E:288:ILE:HB	1.98	0.62
1:E:74:ILE:HG13	1:E:86:TYR:CD1	2.35	0.62
1:E:124:CYS:HA	4:U:119:MET:SD	2.39	0.62
1:G:152:TYR:HA	1:G:155:LYS:HE2	1.81	0.62

Continued on next page...

Continued from previous page...

Atom-1	Atom-2	Interatomic distance (Å)	Clash overlap (Å)
3:O:415:ASN:ND2	3:O:416:GLY:H	1.97	0.62
1:E:242:ASP:HB3	1:E:245:LEU:HB3	1.81	0.62
2:F:20:ALA:C	2:F:22:LEU:H	2.03	0.62
2:J:20:ALA:C	2:J:22:LEU:H	2.03	0.62
4:S:33:ARG:HG2	4:S:34:GLU:H	1.64	0.62
2:D:421:TYR:HD2	2:D:421:TYR:N	1.98	0.62
3:V:68:VAL:HG12	3:V:69:ALA:N	2.15	0.62
2:F:171:ASP:O	2:F:172:SER:C	2.38	0.62
2:F:283:LYS:O	2:F:287:PRO:HD2	2.00	0.62
4:Q:20:TYR:HD2	4:Q:121:GLY:N	1.98	0.62
3:O:264:LEU:O	3:O:264:LEU:HD12	1.99	0.62
1:A:363:ARG:O	1:A:364:ARG:C	2.35	0.62
1:K:566:TYR:O	1:K:569:LEU:N	2.32	0.62
1:G:364:ARG:O	1:G:365:ALA:C	2.37	0.62
2:J:465:LEU:N	2:J:465:LEU:HD12	2.14	0.62
1:C:370:PHE:CE1	1:C:403:GLY:HA3	2.34	0.62
2:D:465:LEU:CD1	2:D:465:LEU:H	2.13	0.62
2:D:465:LEU:HD12	2:D:465:LEU:N	2.14	0.62
2:L:304:ARG:HG2	2:L:573:VAL:HA	1.82	0.62
2:B:230:MET:HG2	2:B:266:PHE:CD2	2.34	0.62
2:D:307:ASN:HD21	2:D:344:ARG:NH1	1.97	0.62
1:A:140:GLY:O	1:A:143:GLU:N	2.31	0.62
2:F:304:ARG:HG2	2:F:573:VAL:CG2	2.30	0.62
3:V:64:ASN:O	3:V:64:ASN:OD1	2.18	0.62
3:P:202:VAL:HG13	3:P:204:LEU:HG	1.81	0.62
3:V:194:ILE:HG13	3:V:269:LEU:HG	1.81	0.62
2:J:18:LEU:N	2:J:18:LEU:HD22	2.15	0.62
3:N:175:VAL:HG12	3:N:198:ILE:HG12	1.80	0.62
3:P:194:ILE:HG13	3:P:269:LEU:HG	1.81	0.62
3:P:409:VAL:HG12	3:P:410:ARG:H	1.62	0.62
3:R:177:GLU:O	3:R:413:THR:HA	2.00	0.62
4:W:20:TYR:CD2	4:W:121:GLY:N	2.67	0.62
1:I:378:ILE:HD11	1:I:411:TYR:HB3	1.81	0.62
3:R:68:VAL:HG12	3:R:69:ALA:N	2.15	0.62
4:U:6:LEU:HD12	4:U:6:LEU:N	2.14	0.62
4:S:6:LEU:N	4:S:6:LEU:HD12	2.14	0.62
1:E:370:PHE:CE1	1:E:403:GLY:HA3	2.35	0.62
2:F:473:PHE:CD1	2:F:474:HIS:N	2.67	0.62
1:K:425:VAL:HG13	1:K:426:LEU:N	2.13	0.62
1:G:532:LYS:O	1:G:536:ARG:HD2	1.99	0.62
2:H:465:LEU:H	2:H:465:LEU:CD1	2.13	0.62

Continued on next page...

Continued from previous page...

Atom-1	Atom-2	Interatomic distance (Å)	Clash overlap (Å)
1:I:370:PHE:CE1	1:I:403:GLY:HA3	2.34	0.62
1:I:377:ASN:ND2	1:I:381:MET:HG2	2.15	0.62
2:J:411:ILE:O	2:J:412:VAL:C	2.39	0.62
2:J:191:HIS:HA	2:J:195:ASN:HD21	1.64	0.62
2:L:185:SER:O	2:L:188:ALA:HB3	2.00	0.62
2:B:49:ALA:O	2:B:51:PHE:N	2.33	0.62
4:T:108:GLU:CG	4:T:109:LYS:H	2.13	0.62
2:D:127:ARG:O	2:D:130:LEU:HB2	1.99	0.62
2:D:49:ALA:O	2:D:51:PHE:N	2.32	0.62
3:P:64:ASN:O	3:P:64:ASN:OD1	2.18	0.62
2:F:141:ALA:O	2:F:142:ALA:C	2.38	0.62
2:F:307:ASN:HD21	2:F:344:ARG:NH1	1.97	0.62
2:F:569:THR:H	2:F:572:SER:CB	2.13	0.62
2:L:155:MET:H	2:L:158:ASP:HB3	1.64	0.62
1:A:242:ASP:HB3	1:A:245:LEU:HB3	1.81	0.62
1:K:264:SER:HA	1:K:267:MET:HE2	1.82	0.62
2:F:12:LYS:CG	2:F:13:GLY:H	2.13	0.62
3:N:415:ASN:ND2	3:N:416:GLY:H	1.97	0.62
3:R:415:ASN:ND2	3:R:416:GLY:H	1.97	0.62
3:V:177:GLU:O	3:V:413:THR:HA	2.00	0.62
4:S:20:TYR:CD2	4:S:121:GLY:N	2.67	0.62
2:B:283:LYS:O	2:B:287:PRO:HD2	2.00	0.62
3:N:264:LEU:HD12	3:N:264:LEU:O	1.99	0.62
1:G:566:TYR:O	1:G:569:LEU:N	2.32	0.61
2:D:486:THR:HG23	2:D:490:LYS:HE2	1.82	0.61
1:A:135:CYS:CB	1:A:164:VAL:HG13	2.22	0.61
1:A:13:THR:O	1:A:26:MET:HE1	2.00	0.61
4:S:8:PHE:CD2	4:S:8:PHE:N	2.65	0.61
4:W:27:GLU:O	4:W:30:LYS:HB3	1.99	0.61
3:V:329:VAL:HG21	3:V:354:TYR:CD1	2.34	0.61
2:L:164:THR:O	2:L:168:LEU:HG	2.00	0.61
1:A:216:VAL:HB	1:A:217:PRO:HD3	1.82	0.61
4:T:98:VAL:HG22	4:T:99:CYS:N	2.15	0.61
4:T:20:TYR:HD2	4:T:121:GLY:N	1.98	0.61
3:N:43:GLU:C	3:N:45:MET:H	2.03	0.61
1:K:451:MET:CE	1:K:451:MET:H	2.12	0.61
1:G:453:ALA:O	1:G:455:THR:N	2.33	0.61
2:H:411:ILE:O	2:H:412:VAL:C	2.39	0.61
1:I:424:ARG:HG2	1:I:424:ARG:HH11	1.64	0.61
2:J:127:ARG:O	2:J:130:LEU:HB2	1.99	0.61
2:J:230:MET:HG2	2:J:266:PHE:CD2	2.34	0.61

Continued on next page...

Continued from previous page...

Atom-1	Atom-2	Interatomic distance (Å)	Clash overlap (Å)
2:J:304:ARG:HG2	2:J:573:VAL:HA	1.82	0.61
2:L:230:MET:HG2	2:L:266:PHE:CD2	2.34	0.61
2:B:304:ARG:HG2	2:B:573:VAL:CG2	2.30	0.61
2:B:307:ASN:HD21	2:B:344:ARG:NH1	1.97	0.61
2:H:185:SER:O	2:H:188:ALA:HB3	2.00	0.61
1:C:74:ILE:HG13	1:C:86:TYR:CD1	2.35	0.61
4:S:76:ASN:ND2	4:S:76:ASN:C	2.44	0.61
1:G:74:ILE:HG13	1:G:86:TYR:CD1	2.35	0.61
1:G:99:VAL:HG23	1:G:100:HIS:N	2.15	0.61
1:I:74:ILE:HG13	1:I:86:TYR:CD1	2.35	0.61
4:X:27:GLU:O	4:X:30:LYS:HB3	1.99	0.61
2:F:343:ILE:C	2:F:345:LEU:H	2.02	0.61
1:K:174:MET:HG3	1:K:175:PHE:CE1	2.35	0.61
1:G:249:ILE:HG22	1:G:253:LEU:HD11	1.81	0.61
2:H:20:ALA:C	2:H:22:LEU:H	2.03	0.61
3:M:264:LEU:HD12	3:M:264:LEU:O	1.99	0.61
3:M:112:GLU:OE2	3:M:136:THR:HB	1.99	0.61
2:J:421:TYR:HD2	2:J:421:TYR:N	1.98	0.61
3:O:22:ARG:CG	3:O:23:GLY:H	2.11	0.61
4:T:6:LEU:HD12	4:T:6:LEU:N	2.14	0.61
2:D:171:ASP:O	2:D:172:SER:C	2.38	0.61
2:L:171:ASP:O	2:L:172:SER:C	2.38	0.61
4:X:98:VAL:HG22	4:X:99:CYS:N	2.15	0.61
2:J:171:ASP:O	2:J:172:SER:C	2.38	0.61
2:B:486:THR:HG23	2:B:490:LYS:HE2	1.82	0.61
1:A:580:LEU:O	2:B:528:ARG:NH1	2.31	0.61
1:E:424:ARG:HG2	1:E:424:ARG:HH11	1.64	0.61
1:E:453:ALA:O	1:E:455:THR:N	2.33	0.61
2:L:411:ILE:O	2:L:412:VAL:C	2.39	0.61
1:G:532:LYS:HB3	1:G:536:ARG:HH11	1.60	0.61
2:J:486:THR:HG23	2:J:490:LYS:HE2	1.82	0.61
2:D:408:GLN:O	2:D:409:GLU:C	2.38	0.61
2:J:141:ALA:O	2:J:142:ALA:C	2.38	0.61
2:J:215:THR:HB	2:J:218:ALA:HB3	1.83	0.61
2:B:141:ALA:HA	2:B:144:CYS:HG	1.66	0.61
1:C:6:ARG:O	1:C:9:GLU:HB3	2.00	0.61
2:D:185:SER:O	2:D:188:ALA:HB3	2.00	0.61
2:D:304:ARG:HG2	2:D:573:VAL:HA	1.83	0.61
1:A:51:ALA:O	1:A:52:LYS:C	2.36	0.61
2:F:49:ALA:O	2:F:51:PHE:N	2.33	0.61
1:E:6:ARG:O	1:E:9:GLU:HB3	2.00	0.61

Continued on next page...

Continued from previous page...

Atom-1	Atom-2	Interatomic distance (Å)	Clash overlap (Å)
3:M:293:TYR:O	3:M:357:ARG:HG3	2.01	0.61
3:N:29:GLU:HG2	3:N:55:VAL:HG11	1.83	0.61
1:A:174:MET:HG3	1:A:175:PHE:CE1	2.35	0.61
3:M:202:VAL:HG13	3:M:204:LEU:HG	1.81	0.61
1:K:242:ASP:HB3	1:K:245:LEU:HB3	1.82	0.61
2:J:164:THR:O	2:J:168:LEU:HG	2.00	0.61
2:D:164:THR:O	2:D:168:LEU:HG	2.00	0.61
3:R:194:ILE:HG13	3:R:269:LEU:HG	1.82	0.61
4:T:20:TYR:CD2	4:T:121:GLY:N	2.67	0.61
2:L:283:LYS:O	2:L:287:PRO:HD2	2.00	0.61
4:S:98:VAL:HG22	4:S:99:CYS:N	2.15	0.61
1:A:370:PHE:CE1	1:A:403:GLY:HA3	2.34	0.61
2:F:432:LEU:HD12	2:F:448:MET:CE	2.30	0.61
1:K:364:ARG:O	1:K:365:ALA:C	2.37	0.61
2:L:465:LEU:CD1	2:L:465:LEU:H	2.13	0.61
1:I:532:LYS:HB3	1:I:536:ARG:HH12	1.62	0.61
1:C:415:LYS:CE	1:C:415:LYS:N	2.62	0.61
1:C:424:ARG:HG2	1:C:424:ARG:HH11	1.64	0.61
2:J:49:ALA:O	2:J:51:PHE:N	2.32	0.61
2:L:141:ALA:O	2:L:142:ALA:C	2.38	0.61
1:G:74:ILE:CD1	1:G:74:ILE:H	2.13	0.61
1:K:74:ILE:H	1:K:74:ILE:CD1	2.13	0.61
3:P:293:TYR:O	3:P:357:ARG:HG3	2.01	0.61
2:L:60:THR:CG2	2:L:61:ASP:H	2.05	0.61
2:F:155:MET:H	2:F:158:ASP:HB3	1.64	0.61
1:A:249:ILE:HG22	1:A:253:LEU:HD11	1.81	0.61
1:C:242:ASP:OD2	4:T:126:THR:HG21	2.01	0.61
1:E:242:ASP:OD2	4:U:126:THR:HG21	2.01	0.61
2:F:164:THR:O	2:F:168:LEU:HG	2.00	0.61
3:P:181:LEU:HD12	3:P:418:TYR:CE1	2.35	0.61
3:N:177:GLU:O	3:N:413:THR:HA	2.00	0.61
2:B:421:TYR:HD2	2:B:421:TYR:N	1.98	0.61
1:C:44:THR:O	1:C:45:TYR:HB2	1.99	0.61
4:U:18:LYS:HG3	4:U:20:TYR:CE1	2.36	0.61
1:I:479:CYS:O	1:I:480:ILE:C	2.38	0.61
2:D:283:LYS:O	2:D:287:PRO:HD2	2.00	0.61
2:B:171:ASP:O	2:B:172:SER:C	2.38	0.61
4:S:93:LYS:O	4:S:93:LYS:HG2	2.01	0.61
1:A:377:ASN:ND2	1:A:381:MET:HG2	2.14	0.61
1:A:451:MET:H	1:A:451:MET:CE	2.12	0.61
2:L:521:ASP:O	2:L:522:ARG:C	2.37	0.61

Continued on next page...

Continued from previous page...

Atom-1	Atom-2	Interatomic distance (Å)	Clash overlap (Å)
1:G:370:PHE:CE1	1:G:403:GLY:HA3	2.35	0.61
1:I:452:HIS:O	1:I:456:VAL:HG23	2.00	0.61
1:I:468:SER:O	1:I:469:GLN:CB	2.42	0.61
1:I:566:TYR:O	1:I:569:LEU:N	2.32	0.61
1:C:453:ALA:O	1:C:455:THR:N	2.33	0.61
2:D:521:ASP:O	2:D:522:ARG:C	2.37	0.61
3:M:92:SER:HB3	3:M:98:LEU:HD21	1.81	0.61
2:B:304:ARG:HG2	2:B:573:VAL:HA	1.82	0.61
3:R:293:TYR:O	3:R:357:ARG:HG3	2.01	0.61
2:F:216:GLU:HB2	2:F:217:TRP:CZ3	2.33	0.61
1:K:6:ARG:O	1:K:9:GLU:HB3	2.00	0.61
3:O:24:ASP:C	3:O:26:ASP:H	2.00	0.61
1:A:188:HIS:O	1:A:189:GLY:C	2.39	0.61
1:I:242:ASP:OD2	4:X:126:THR:HG21	2.01	0.61
3:N:181:LEU:HD12	3:N:418:TYR:CE1	2.35	0.61
2:H:164:THR:O	2:H:168:LEU:HG	2.00	0.61
3:P:112:GLU:OE2	3:P:136:THR:HB	1.99	0.61
3:N:112:GLU:OE2	3:N:136:THR:HB	1.99	0.61
2:L:421:TYR:N	2:L:421:TYR:CD2	2.68	0.61
2:H:421:TYR:N	2:H:421:TYR:HD2	1.98	0.61
3:P:43:GLU:C	3:P:45:MET:H	2.03	0.61
3:O:68:VAL:HG12	3:O:69:ALA:N	2.15	0.61
1:E:378:ILE:HD11	1:E:411:TYR:HB3	1.81	0.61
2:B:479:GLN:O	2:B:482:LEU:HB2	2.01	0.61
2:B:492:PHE:HB2	2:B:503:VAL:CG2	2.31	0.61
2:F:486:THR:HG23	2:F:490:LYS:HE2	1.82	0.61
2:J:494:LYS:C	2:J:496:PRO:CD	2.67	0.61
1:C:364:ARG:O	1:C:365:ALA:C	2.37	0.61
1:C:482:GLU:CB	1:C:584:MET:SD	2.76	0.61
3:O:92:SER:HB3	3:O:98:LEU:HD21	1.81	0.61
2:B:141:ALA:O	2:B:142:ALA:C	2.38	0.61
2:B:185:SER:O	2:B:188:ALA:HB3	2.00	0.61
2:D:47:VAL:O	2:D:48:SER:C	2.39	0.61
3:N:64:ASN:O	3:N:64:ASN:OD1	2.18	0.61
4:W:7:LEU:HD21	4:W:67:PHE:CE2	2.36	0.61
2:H:155:MET:H	2:H:158:ASP:HB3	1.64	0.61
2:J:326:VAL:HG21	2:J:369:PHE:HZ	1.66	0.61
1:A:152:TYR:HA	1:A:155:LYS:HE2	1.81	0.61
1:G:174:MET:HG3	1:G:175:PHE:CE1	2.35	0.61
1:G:296:ILE:HD13	1:G:305:LEU:HD11	1.83	0.61
1:I:176:LEU:O	1:I:179:THR:HB	2.01	0.61

Continued on next page...

Continued from previous page...

Atom-1	Atom-2	Interatomic distance (Å)	Clash overlap (Å)
1:I:242:ASP:O	1:I:243:PRO:C	2.36	0.61
2:B:18:LEU:N	2:B:18:LEU:HD22	2.15	0.61
2:H:18:LEU:N	2:H:18:LEU:HD22	2.15	0.61
1:I:216:VAL:HB	1:I:217:PRO:HD3	1.82	0.61
3:R:50:LEU:N	3:R:50:LEU:HD12	2.16	0.61
4:X:20:TYR:CD2	4:X:121:GLY:N	2.67	0.61
4:T:18:LYS:HG3	4:T:20:TYR:CE1	2.36	0.61
4:Q:98:VAL:HG22	4:Q:99:CYS:N	2.15	0.61
1:A:479:CYS:O	1:A:480:ILE:C	2.38	0.61
3:P:130:ILE:HG22	3:P:130:ILE:O	1.98	0.61
1:A:529:ALA:HA	1:A:532:LYS:CG	2.31	0.61
1:E:415:LYS:N	1:E:415:LYS:CE	2.62	0.61
1:E:532:LYS:O	1:E:536:ARG:HD2	1.99	0.61
1:K:377:ASN:ND2	1:K:381:MET:HG2	2.14	0.61
2:H:432:LEU:HD12	2:H:448:MET:CE	2.30	0.61
1:I:581:LEU:C	1:I:583:ARG:H	2.04	0.61
2:J:432:LEU:HD12	2:J:448:MET:CE	2.30	0.61
2:D:492:PHE:HB2	2:D:503:VAL:CG2	2.31	0.61
2:B:569:THR:H	2:B:572:SER:CB	2.13	0.61
2:H:281:LEU:HD22	2:H:316:ILE:HG12	1.83	0.61
1:A:6:ARG:O	1:A:9:GLU:HB3	2.00	0.61
3:P:92:SER:HB3	3:P:98:LEU:HD21	1.81	0.61
4:Q:33:ARG:HG2	4:Q:34:GLU:H	1.64	0.61
4:X:108:GLU:CG	4:X:109:LYS:H	2.13	0.61
2:H:348:GLN:N	2:H:348:GLN:OE1	2.34	0.61
2:H:391:CYS:O	2:H:392:VAL:C	2.39	0.61
2:L:47:VAL:O	2:L:48:SER:C	2.39	0.61
3:O:293:TYR:O	3:O:357:ARG:HG3	2.01	0.61
1:K:296:ILE:HD13	1:K:305:LEU:HD11	1.83	0.61
3:V:415:ASN:ND2	3:V:416:GLY:H	1.97	0.61
3:P:50:LEU:HD11	3:P:59:TRP:HE1	1.66	0.61
3:O:50:LEU:HD11	3:O:59:TRP:HE1	1.66	0.61
3:O:50:LEU:N	3:O:50:LEU:HD12	2.16	0.61
4:Q:18:LYS:HG3	4:Q:20:TYR:CE1	2.36	0.61
1:C:479:CYS:O	1:C:480:ILE:C	2.38	0.61
1:A:532:LYS:HB3	1:A:536:ARG:HH12	1.62	0.61
2:F:492:PHE:HB2	2:F:503:VAL:CG2	2.31	0.61
2:H:479:GLN:O	2:H:482:LEU:HB2	2.01	0.61
1:C:580:LEU:O	2:D:528:ARG:NH1	2.31	0.61
2:D:411:ILE:O	2:D:412:VAL:C	2.39	0.61
2:L:308:LEU:O	2:L:311:GLN:HB3	1.99	0.61

Continued on next page...

Continued from previous page...

Atom-1	Atom-2	Interatomic distance (Å)	Clash overlap (Å)
2:L:281:LEU:HD22	2:L:316:ILE:HG12	1.83	0.61
2:B:32:GLU:O	2:B:35:LYS:HB2	2.01	0.61
2:H:141:ALA:O	2:H:142:ALA:C	2.38	0.61
2:H:304:ARG:HG2	2:H:573:VAL:HA	1.82	0.61
3:R:64:ASN:OD1	3:R:64:ASN:O	2.18	0.61
2:D:304:ARG:HG2	2:D:573:VAL:CG2	2.30	0.61
1:I:85:GLY:O	1:I:88:GLY:N	2.34	0.61
1:I:6:ARG:O	1:I:9:GLU:HB3	2.00	0.61
4:X:8:PHE:HD1	4:X:36:MET:SD	2.24	0.61
2:F:185:SER:O	2:F:188:ALA:HB3	2.00	0.61
3:O:29:GLU:HG2	3:O:55:VAL:HG11	1.82	0.61
3:V:335:VAL:HG23	3:V:335:VAL:O	2.01	0.61
2:D:391:CYS:O	2:D:392:VAL:C	2.39	0.61
1:C:313:LEU:O	1:C:316:PHE:N	2.33	0.61
1:G:326:TYR:CE1	1:G:360:SER:HB3	2.36	0.61
1:G:242:ASP:OD2	4:Q:126:THR:HG21	2.01	0.61
1:I:174:MET:HG3	1:I:175:PHE:CE1	2.35	0.61
1:G:216:VAL:HB	1:G:217:PRO:HD3	1.82	0.61
2:H:204:ILE:HA	2:H:207:LEU:HD12	1.82	0.61
4:W:98:VAL:HG22	4:W:99:CYS:N	2.16	0.61
2:H:171:ASP:O	2:H:172:SER:C	2.38	0.61
2:B:465:LEU:H	2:B:465:LEU:CD1	2.13	0.61
2:L:304:ARG:HG2	2:L:573:VAL:CG2	2.30	0.61
2:D:218:ALA:O	2:D:219:GLN:C	2.39	0.61
1:A:19:THR:HG22	1:A:21:ALA:N	2.16	0.61
3:N:335:VAL:HG23	3:N:335:VAL:O	2.01	0.61
4:Q:108:GLU:CG	4:Q:109:LYS:H	2.13	0.61
2:F:215:THR:HB	2:F:218:ALA:HB3	1.83	0.61
2:F:32:GLU:O	2:F:35:LYS:HB2	2.01	0.61
1:K:50:VAL:HG21	1:K:73:LEU:HD11	1.83	0.61
1:K:85:GLY:O	1:K:88:GLY:N	2.34	0.61
1:K:74:ILE:HG13	1:K:86:TYR:CD1	2.35	0.61
2:F:348:GLN:OE1	2:F:348:GLN:N	2.34	0.61
2:J:348:GLN:N	2:J:348:GLN:OE1	2.34	0.61
2:D:348:GLN:OE1	2:D:348:GLN:N	2.34	0.61
3:O:329:VAL:HG12	3:O:330:GLY:N	2.16	0.61
3:O:335:VAL:O	3:O:335:VAL:HG23	2.01	0.61
1:C:249:ILE:HG22	1:C:253:LEU:HD11	1.81	0.61
2:B:164:THR:O	2:B:168:LEU:HG	2.00	0.61
1:G:264:SER:HA	1:G:267:MET:HE2	1.82	0.61
1:E:152:TYR:HA	1:E:155:LYS:HE2	1.81	0.61

Continued on next page...

Continued from previous page...

Atom-1	Atom-2	Interatomic distance (Å)	Clash overlap (Å)
3:M:181:LEU:HD12	3:M:418:TYR:CE1	2.35	0.61
1:I:179:THR:HG21	1:I:211:HIS:HE1	1.66	0.61
1:I:242:ASP:HB3	1:I:245:LEU:HB3	1.81	0.61
1:E:216:VAL:HB	1:E:217:PRO:HD3	1.81	0.61
1:K:326:TYR:CE1	1:K:360:SER:HB3	2.36	0.61
2:D:18:LEU:N	2:D:18:LEU:HD22	2.15	0.61
3:V:50:LEU:N	3:V:50:LEU:HD12	2.16	0.61
3:M:177:GLU:O	3:M:413:THR:HA	2.00	0.61
2:D:421:TYR:CD2	2:D:421:TYR:N	2.68	0.61
3:M:384:TYR:N	3:M:384:TYR:CD2	2.68	0.61
2:D:364:GLU:OE1	2:D:364:GLU:HA	2.01	0.61
4:U:98:VAL:HG22	4:U:99:CYS:N	2.15	0.61
4:W:93:LYS:HG2	4:W:93:LYS:O	2.01	0.61
4:X:93:LYS:O	4:X:93:LYS:HG2	2.01	0.61
2:H:492:PHE:HA	2:H:499:THR:HG21	1.83	0.61
2:J:175:MET:CE	3:R:124:GLN:HB3	2.31	0.61
2:J:298:PRO:O	2:J:302:PRO:CD	2.40	0.61
2:B:47:VAL:O	2:B:48:SER:C	2.39	0.61
2:D:255:VAL:CG2	2:D:256:VAL:H	2.06	0.61
2:D:569:THR:H	2:D:572:SER:CB	2.13	0.61
3:M:141:LYS:O	3:M:142:LEU:HG	2.01	0.61
2:F:191:HIS:HA	2:F:195:ASN:HD21	1.64	0.61
3:P:334:TRP:CD1	3:P:335:VAL:N	2.69	0.61
1:E:19:THR:HG22	1:E:21:ALA:N	2.16	0.61
3:O:141:LYS:O	3:O:142:LEU:HG	2.01	0.61
4:U:8:PHE:HD1	4:U:36:MET:SD	2.24	0.61
2:F:326:VAL:HG21	2:F:369:PHE:HZ	1.66	0.61
1:G:176:LEU:O	1:G:179:THR:HB	2.01	0.61
1:G:179:THR:HG21	1:G:211:HIS:HE1	1.66	0.61
1:G:242:ASP:HB3	1:G:245:LEU:HB3	1.81	0.61
3:P:50:LEU:N	3:P:50:LEU:HD12	2.16	0.61
3:O:177:GLU:O	3:O:413:THR:HA	2.00	0.61
2:L:421:TYR:HD2	2:L:421:TYR:N	1.98	0.61
2:J:283:LYS:O	2:J:287:PRO:HD2	2.00	0.61
3:M:50:LEU:HD11	3:M:59:TRP:HE1	1.66	0.61
3:M:68:VAL:HG12	3:M:69:ALA:N	2.15	0.61
1:A:313:LEU:O	1:A:316:PHE:N	2.33	0.60
2:F:411:ILE:O	2:F:412:VAL:C	2.39	0.60
2:F:452:VAL:CG1	2:F:453:GLY:N	2.64	0.60
2:H:452:VAL:CG1	2:H:453:GLY:N	2.64	0.60
2:J:479:GLN:O	2:J:482:LEU:HB2	2.01	0.60

Continued on next page...

Continued from previous page...

Atom-1	Atom-2	Interatomic distance (Å)	Clash overlap (Å)
2:J:63:LEU:O	2:J:64:GLU:C	2.40	0.60
4:S:7:LEU:HD21	4:S:67:PHE:CE2	2.36	0.60
4:S:8:PHE:HD1	4:S:36:MET:SD	2.24	0.60
3:M:335:VAL:HG23	3:M:335:VAL:O	2.01	0.60
2:H:377:ILE:O	2:H:380:CYS:HB3	2.01	0.60
2:B:338:LYS:O	2:B:342:MET:HG3	2.01	0.60
2:F:18:LEU:N	2:F:18:LEU:HD22	2.15	0.60
1:G:216:VAL:O	1:G:220:VAL:HG23	2.01	0.60
1:K:216:VAL:O	1:K:220:VAL:HG23	2.01	0.60
2:B:204:ILE:HA	2:B:207:LEU:HD12	1.82	0.60
4:X:18:LYS:HG3	4:X:20:TYR:CE1	2.36	0.60
2:L:364:GLU:OE1	2:L:364:GLU:HA	2.01	0.60
3:R:43:GLU:C	3:R:45:MET:H	2.03	0.60
2:H:364:GLU:OE1	2:H:364:GLU:HA	2.01	0.60
3:V:43:GLU:C	3:V:45:MET:H	2.03	0.60
1:A:581:LEU:C	1:A:583:ARG:H	2.04	0.60
2:F:465:LEU:H	2:F:465:LEU:CD1	2.13	0.60
2:F:479:GLN:O	2:F:482:LEU:HB2	2.01	0.60
1:K:415:LYS:N	1:K:415:LYS:CE	2.62	0.60
2:D:432:LEU:HD12	2:D:448:MET:HE1	1.82	0.60
2:D:479:GLN:O	2:D:482:LEU:HB2	2.01	0.60
2:L:139:LYS:HD3	2:L:175:MET:HE2	1.80	0.60
1:A:74:ILE:HG13	1:A:86:TYR:CD1	2.35	0.60
1:A:85:GLY:O	1:A:88:GLY:N	2.34	0.60
4:Q:7:LEU:HD21	4:Q:67:PHE:CE2	2.36	0.60
3:R:329:VAL:HG12	3:R:330:GLY:N	2.16	0.60
1:K:284:VAL:O	1:K:287:ALA:HB3	2.01	0.60
1:K:97:GLN:HA	1:K:100:HIS:CB	2.32	0.60
3:P:329:VAL:HG12	3:P:330:GLY:N	2.16	0.60
4:U:11:GLN:O	4:U:13:LYS:N	2.32	0.60
1:E:284:VAL:O	1:E:287:ALA:HB3	2.01	0.60
2:B:326:VAL:HG21	2:B:369:PHE:HZ	1.66	0.60
2:L:63:LEU:O	2:L:64:GLU:C	2.40	0.60
2:J:364:GLU:HA	2:J:364:GLU:OE1	2.01	0.60
1:C:172:MET:CE	1:C:172:MET:H	2.14	0.60
1:G:188:HIS:O	1:G:189:GLY:C	2.39	0.60
1:E:326:TYR:CE1	1:E:360:SER:HB3	2.36	0.60
3:N:194:ILE:HG13	3:N:269:LEU:HG	1.82	0.60
1:I:326:TYR:CE1	1:I:360:SER:HB3	2.36	0.60
4:U:30:LYS:O	4:U:31:MET:C	2.39	0.60
2:J:421:TYR:N	2:J:421:TYR:CD2	2.68	0.60

Continued on next page...

Continued from previous page...

Atom-1	Atom-2	Interatomic distance (Å)	Clash overlap (Å)
1:G:385:LEU:O	1:G:388:PHE:HB3	2.02	0.60
2:F:492:PHE:HA	2:F:499:THR:HG21	1.83	0.60
1:K:438:VAL:HB	1:K:439:PRO:CD	2.24	0.60
1:K:452:HIS:O	1:K:456:VAL:HG23	2.00	0.60
1:G:233:PRO:HD2	2:J:464:GLU:OE2	2.01	0.60
2:D:452:VAL:CG1	2:D:453:GLY:N	2.64	0.60
2:L:218:ALA:O	2:L:219:GLN:C	2.39	0.60
3:O:64:ASN:O	3:O:64:ASN:OD1	2.18	0.60
2:B:281:LEU:HD22	2:B:316:ILE:HG12	1.83	0.60
3:N:141:LYS:O	3:N:142:LEU:HG	2.01	0.60
2:D:32:GLU:O	2:D:35:LYS:HB2	2.01	0.60
4:Q:76:ASN:HD21	4:Q:79:ILE:H	1.50	0.60
2:F:304:ARG:HG2	2:F:573:VAL:HA	1.82	0.60
1:E:85:GLY:O	1:E:88:GLY:N	2.34	0.60
4:U:35:LEU:C	4:U:39:VAL:HG23	2.22	0.60
2:L:377:ILE:O	2:L:380:CYS:HB3	2.01	0.60
2:F:331:PRO:CD	2:F:334:VAL:HG21	2.29	0.60
2:J:377:ILE:O	2:J:380:CYS:HB3	2.02	0.60
1:A:242:ASP:OD2	4:S:126:THR:HG21	2.01	0.60
1:C:174:MET:HG3	1:C:175:PHE:CE1	2.36	0.60
1:C:176:LEU:O	1:C:179:THR:HB	2.01	0.60
1:G:172:MET:SD	1:G:173:GLU:N	2.75	0.60
1:E:174:MET:HG3	1:E:175:PHE:CE1	2.35	0.60
2:F:16:PHE:CZ	3:M:416:GLY:HA3	2.36	0.60
2:L:18:LEU:HD22	2:L:18:LEU:N	2.15	0.60
4:W:18:LYS:HG3	4:W:20:TYR:CE1	2.36	0.60
1:G:540:THR:C	1:G:542:ASN:H	2.05	0.60
3:M:43:GLU:C	3:M:45:MET:H	2.03	0.60
1:C:393:GLU:HA	1:C:393:GLU:OE1	2.02	0.60
4:T:93:LYS:HG2	4:T:93:LYS:O	2.01	0.60
2:B:445:ARG:O	2:B:446:ALA:C	2.40	0.60
2:L:408:GLN:O	2:L:409:GLU:C	2.38	0.60
2:L:522:ARG:HG2	2:L:526:TYR:CE1	2.35	0.60
1:C:565:GLU:CD	2:D:526:TYR:HH	2.04	0.60
2:J:47:VAL:O	2:J:48:SER:C	2.39	0.60
2:H:569:THR:H	2:H:572:SER:CB	2.13	0.60
4:T:7:LEU:HD21	4:T:67:PHE:CE2	2.36	0.60
4:T:8:PHE:HD1	4:T:36:MET:SD	2.24	0.60
3:N:329:VAL:HG12	3:N:330:GLY:N	2.16	0.60
4:S:35:LEU:C	4:S:39:VAL:HG23	2.22	0.60
4:S:85:HIS:O	4:S:88:VAL:HG22	2.02	0.60

Continued on next page...

Continued from previous page...

Atom-1	Atom-2	Interatomic distance (Å)	Clash overlap (Å)
4:X:30:LYS:O	4:X:31:MET:C	2.39	0.60
4:X:7:LEU:HD21	4:X:67:PHE:CE2	2.36	0.60
2:F:218:ALA:O	2:F:219:GLN:C	2.39	0.60
2:F:47:VAL:O	2:F:48:SER:C	2.39	0.60
1:K:19:THR:HG22	1:K:21:ALA:N	2.16	0.60
3:V:141:LYS:O	3:V:142:LEU:HG	2.01	0.60
4:U:11:GLN:N	4:U:11:GLN:CD	2.51	0.60
4:U:85:HIS:O	4:U:88:VAL:HG22	2.02	0.60
2:L:338:LYS:O	2:L:342:MET:HG3	2.01	0.60
3:V:293:TYR:O	3:V:357:ARG:HG3	2.01	0.60
2:D:338:LYS:O	2:D:342:MET:HG3	2.01	0.60
2:D:377:ILE:O	2:D:380:CYS:HB3	2.01	0.60
1:A:176:LEU:O	1:A:179:THR:HB	2.01	0.60
1:C:172:MET:SD	1:C:173:GLU:N	2.75	0.60
4:T:71:ILE:CG2	4:T:72:GLU:N	2.65	0.60
1:G:172:MET:H	1:G:172:MET:CE	2.14	0.60
1:E:172:MET:SD	1:E:173:GLU:N	2.75	0.60
1:E:296:ILE:HD13	1:E:305:LEU:HD11	1.83	0.60
2:H:12:LYS:CG	2:H:13:GLY:H	2.13	0.60
3:R:181:LEU:HD12	3:R:418:TYR:CE1	2.35	0.60
2:L:12:LYS:CG	2:L:13:GLY:H	2.13	0.60
3:V:181:LEU:HD12	3:V:418:TYR:CE1	2.35	0.60
1:A:216:VAL:O	1:A:220:VAL:HG23	2.01	0.60
3:M:196:GLY:HA3	3:M:267:TYR:CE1	2.37	0.60
2:F:204:ILE:HA	2:F:207:LEU:HD12	1.82	0.60
2:J:204:ILE:HA	2:J:207:LEU:HD12	1.82	0.60
2:F:364:GLU:HA	2:F:364:GLU:OE1	2.01	0.60
2:B:9:THR:HG22	2:B:11:LYS:H	1.67	0.60
1:I:385:LEU:O	1:I:388:PHE:HB3	2.02	0.60
3:P:283:ILE:O	3:P:284:GLU:HG3	2.02	0.60
2:B:407:VAL:O	2:B:410:ALA:HB3	2.02	0.60
2:L:452:VAL:CG1	2:L:453:GLY:N	2.64	0.60
1:G:452:HIS:O	1:G:456:VAL:HG23	2.00	0.60
2:H:492:PHE:HB2	2:H:503:VAL:CG2	2.31	0.60
2:J:465:LEU:H	2:J:465:LEU:CD1	2.13	0.60
2:H:258:SER:O	2:H:261:LYS:HB3	2.02	0.60
1:C:85:GLY:O	1:C:88:GLY:N	2.34	0.60
4:T:35:LEU:C	4:T:39:VAL:HG23	2.22	0.60
2:D:191:HIS:HA	2:D:195:ASN:HD21	1.64	0.60
3:R:141:LYS:O	3:R:142:LEU:HG	2.01	0.60
4:W:30:LYS:HA	4:W:30:LYS:HZ1	1.66	0.60

Continued on next page...

Continued from previous page...

Atom-1	Atom-2	Interatomic distance (Å)	Clash overlap (Å)
4:W:35:LEU:C	4:W:39:VAL:HG23	2.22	0.60
2:L:326:VAL:HG21	2:L:369:PHE:HZ	1.66	0.60
3:V:202:VAL:HG13	3:V:204:LEU:HG	1.81	0.60
4:Q:71:ILE:CG2	4:Q:72:GLU:N	2.65	0.60
1:E:179:THR:HG21	1:E:211:HIS:HE1	1.66	0.60
2:B:12:LYS:CG	2:B:13:GLY:H	2.13	0.60
3:O:194:ILE:HG13	3:O:269:LEU:HG	1.81	0.60
2:D:20:ALA:C	2:D:22:LEU:H	2.03	0.60
3:P:384:TYR:CD2	3:P:384:TYR:N	2.68	0.60
2:J:258:SER:O	2:J:261:LYS:HB3	2.02	0.60
2:J:304:ARG:HG2	2:J:573:VAL:CG2	2.30	0.60
2:J:281:LEU:HD22	2:J:316:ILE:HG12	1.83	0.60
2:J:569:THR:H	2:J:572:SER:CB	2.13	0.60
2:L:258:SER:O	2:L:261:LYS:HB3	2.02	0.60
3:M:64:ASN:OD1	3:M:64:ASN:O	2.18	0.60
2:H:166:LYS:HA	2:H:169:ILE:CD1	2.27	0.60
2:H:47:VAL:O	2:H:48:SER:C	2.39	0.60
3:N:293:TYR:O	3:N:357:ARG:HG3	2.01	0.60
4:S:7:LEU:HB2	4:S:16:LEU:HB3	1.84	0.60
1:G:46:ARG:HG2	1:G:73:LEU:CD2	2.32	0.60
1:G:85:GLY:O	1:G:88:GLY:N	2.34	0.60
4:Q:30:LYS:O	4:Q:31:MET:C	2.39	0.60
3:N:11:LEU:HD11	3:N:64:ASN:OD1	2.01	0.60
2:F:281:LEU:HD22	2:F:316:ILE:HG12	1.83	0.60
1:E:97:GLN:HA	1:E:100:HIS:CB	2.32	0.60
4:U:108:GLU:CG	4:U:109:LYS:H	2.13	0.60
4:U:7:LEU:HD21	4:U:67:PHE:CE2	2.36	0.60
1:A:179:THR:HG21	1:A:211:HIS:HE1	1.66	0.60
2:J:12:LYS:CG	2:J:13:GLY:H	2.13	0.60
1:K:313:LEU:O	1:K:316:PHE:N	2.33	0.60
3:N:196:GLY:HA3	3:N:267:TYR:CE1	2.37	0.60
3:M:50:LEU:N	3:M:50:LEU:HD12	2.16	0.60
3:N:68:VAL:HG12	3:N:69:ALA:N	2.15	0.60
3:O:283:ILE:O	3:O:284:GLU:HG3	2.02	0.60
2:B:348:GLN:N	2:B:348:GLN:OE1	2.34	0.60
1:K:389:LEU:HD21	1:K:425:VAL:HG23	1.84	0.60
2:L:445:ARG:O	2:L:446:ALA:C	2.40	0.60
2:J:407:VAL:O	2:J:410:ALA:HB3	2.02	0.60
1:I:583:ARG:HB2	2:J:528:ARG:CZ	2.32	0.60
2:L:217:TRP:CD1	3:V:123:PRO:HB2	2.37	0.60
2:H:32:GLU:O	2:H:35:LYS:HB2	2.01	0.60

Continued on next page...

Continued from previous page...

Atom-1	Atom-2	Interatomic distance (Å)	Clash overlap (Å)
2:H:304:ARG:HG2	2:H:573:VAL:CG2	2.30	0.60
1:C:74:ILE:CD1	1:C:74:ILE:H	2.13	0.60
2:D:281:LEU:HD22	2:D:316:ILE:HG12	1.83	0.60
1:A:6:ARG:HD3	3:N:337:GLU:HG2	1.82	0.60
3:P:11:LEU:HD11	3:P:64:ASN:OD1	2.01	0.60
4:Q:8:PHE:HD1	4:Q:36:MET:SD	2.24	0.60
1:I:46:ARG:HG2	1:I:73:LEU:CD2	2.32	0.60
3:M:329:VAL:HG12	3:M:330:GLY:N	2.16	0.60
2:L:348:GLN:N	2:L:348:GLN:OE1	2.34	0.60
2:L:391:CYS:O	2:L:392:VAL:C	2.39	0.60
2:B:331:PRO:CD	2:B:334:VAL:HG21	2.29	0.60
2:F:338:LYS:O	2:F:342:MET:HG3	2.01	0.60
3:O:334:TRP:CD1	3:O:335:VAL:N	2.69	0.60
1:C:274:VAL:CG1	1:C:292:THR:HG21	2.29	0.60
1:K:176:LEU:O	1:K:179:THR:HB	2.01	0.60
3:O:181:LEU:HD12	3:O:418:TYR:CE1	2.35	0.60
1:I:188:HIS:O	1:I:189:GLY:C	2.39	0.60
4:X:71:ILE:CG2	4:X:72:GLU:N	2.65	0.60
1:K:216:VAL:HB	1:K:217:PRO:HD3	1.82	0.60
1:I:216:VAL:O	1:I:220:VAL:HG23	2.01	0.60
3:V:196:GLY:HA3	3:V:267:TYR:CE1	2.37	0.60
2:L:204:ILE:HA	2:L:207:LEU:HD12	1.82	0.60
3:R:50:LEU:HD11	3:R:59:TRP:HE1	1.66	0.60
3:V:144:THR:CG2	3:V:145:GLY:H	2.14	0.60
2:F:421:TYR:CD2	2:F:421:TYR:N	2.68	0.60
3:N:384:TYR:N	3:N:384:TYR:CD2	2.68	0.60
4:S:18:LYS:HG3	4:S:20:TYR:CE1	2.36	0.60
2:F:9:THR:HG22	2:F:11:LYS:H	1.67	0.60
1:A:385:LEU:O	1:A:388:PHE:HB3	2.02	0.60
2:F:408:GLN:O	2:F:409:GLU:C	2.38	0.60
1:E:565:GLU:CD	2:F:526:TYR:HH	2.04	0.60
2:D:426:GLU:O	2:D:429:ILE:HD13	2.02	0.60
2:L:298:PRO:O	2:L:302:PRO:CD	2.40	0.60
1:C:284:VAL:O	1:C:287:ALA:HB3	2.01	0.60
1:C:97:GLN:HA	1:C:100:HIS:CB	2.32	0.60
4:T:85:HIS:O	4:T:88:VAL:HG22	2.02	0.60
4:T:8:PHE:N	4:T:8:PHE:HD2	1.96	0.60
2:D:258:SER:O	2:D:261:LYS:HB3	2.02	0.60
1:A:284:VAL:O	1:A:287:ALA:HB3	2.01	0.60
1:A:99:VAL:HG23	1:A:100:HIS:N	2.15	0.60
3:N:334:TRP:CD1	3:N:335:VAL:N	2.69	0.60

Continued on next page...

Continued from previous page...

Atom-1	Atom-2	Interatomic distance (Å)	Clash overlap (Å)
4:X:11:GLN:O	4:X:13:LYS:N	2.32	0.60
2:F:178:ALA:HB2	2:F:218:ALA:HB2	1.84	0.60
2:B:367:VAL:O	2:B:368:ASP:C	2.40	0.60
2:B:377:ILE:O	2:B:380:CYS:HB3	2.01	0.60
3:V:334:TRP:CD1	3:V:335:VAL:N	2.69	0.60
2:J:391:CYS:O	2:J:392:VAL:C	2.39	0.60
2:D:367:VAL:O	2:D:368:ASP:C	2.40	0.60
1:K:187:ASN:C	1:K:187:ASN:ND2	2.55	0.60
4:W:71:ILE:CG2	4:W:72:GLU:N	2.65	0.60
1:E:172:MET:H	1:E:172:MET:CE	2.14	0.60
1:E:188:HIS:O	1:E:189:GLY:C	2.39	0.60
2:L:20:ALA:C	2:L:22:LEU:H	2.03	0.60
1:E:183:LEU:HD12	1:E:215:LEU:HD13	1.84	0.60
3:N:144:THR:CG2	3:N:145:GLY:H	2.14	0.60
1:E:540:THR:C	1:E:542:ASN:H	2.05	0.60
3:O:43:GLU:C	3:O:45:MET:H	2.03	0.60
1:A:323:ASN:O	1:A:324:ILE:C	2.40	0.60
2:B:408:GLN:O	2:B:409:GLU:C	2.38	0.60
2:B:411:ILE:O	2:B:412:VAL:C	2.39	0.60
1:E:356:ASP:OD1	1:E:357:LEU:N	2.35	0.60
1:K:581:LEU:C	1:K:583:ARG:H	2.04	0.60
2:L:492:PHE:HB2	2:L:503:VAL:CG2	2.31	0.60
2:L:494:LYS:C	2:L:496:PRO:CD	2.67	0.60
2:L:492:PHE:HA	2:L:499:THR:HG21	1.83	0.60
2:H:448:MET:O	2:H:451:ILE:HB	2.02	0.60
1:I:478:TRP:HE3	1:I:478:TRP:HA	1.67	0.60
2:J:492:PHE:HB2	2:J:503:VAL:CG2	2.31	0.60
1:C:389:LEU:HD21	1:C:425:VAL:HG23	1.84	0.60
2:D:407:VAL:O	2:D:410:ALA:HB3	2.02	0.60
1:C:583:ARG:HB2	2:D:528:ARG:CZ	2.32	0.60
2:L:215:THR:HB	2:L:218:ALA:HB3	1.83	0.60
2:B:63:LEU:O	2:B:64:GLU:C	2.40	0.60
2:H:311:GLN:HG2	2:H:555:ILE:HD12	1.84	0.60
3:R:11:LEU:HD11	3:R:64:ASN:OD1	2.01	0.60
1:C:99:VAL:HG23	1:C:100:HIS:N	2.15	0.60
1:C:46:ARG:HG2	1:C:73:LEU:CD2	2.32	0.60
2:D:215:THR:HB	2:D:218:ALA:HB3	1.82	0.60
1:A:97:GLN:HA	1:A:100:HIS:CB	2.32	0.60
4:S:11:GLN:O	4:S:13:LYS:N	2.32	0.60
4:Q:35:LEU:C	4:Q:39:VAL:HG23	2.22	0.60
3:R:334:TRP:CD1	3:R:335:VAL:N	2.69	0.60

Continued on next page...

Continued from previous page...

Atom-1	Atom-2	Interatomic distance (Å)	Clash overlap (Å)
4:W:85:HIS:O	4:W:88:VAL:HG22	2.02	0.60
1:E:74:ILE:CD1	1:E:74:ILE:H	2.13	0.60
2:H:367:VAL:O	2:H:368:ASP:C	2.41	0.60
2:L:331:PRO:CD	2:L:334:VAL:HG21	2.29	0.60
3:O:321:ASP:CG	3:O:322:SER:N	2.55	0.60
1:A:264:SER:HA	1:A:267:MET:HE2	1.83	0.60
1:C:296:ILE:HD13	1:C:305:LEU:HD11	1.83	0.60
1:I:172:MET:SD	1:I:173:GLU:N	2.75	0.60
2:D:204:ILE:HA	2:D:207:LEU:HD12	1.82	0.60
1:K:323:ASN:O	1:K:324:ILE:C	2.40	0.60
3:P:144:THR:CG2	3:P:145:GLY:H	2.14	0.60
4:T:30:LYS:O	4:T:31:MET:C	2.39	0.60
4:Q:20:TYR:CD2	4:Q:121:GLY:N	2.67	0.60
2:L:9:THR:HG22	2:L:11:LYS:H	1.66	0.60
3:R:283:ILE:O	3:R:284:GLU:HG3	2.02	0.60
4:Q:93:LYS:O	4:Q:93:LYS:HG2	2.01	0.60
2:L:426:GLU:O	2:L:429:ILE:HD13	2.02	0.60
2:H:426:GLU:O	2:H:429:ILE:HD13	2.02	0.60
1:I:529:ALA:HA	1:I:532:LYS:CG	2.31	0.60
2:J:448:MET:O	2:J:451:ILE:HB	2.02	0.60
2:D:490:LYS:HG2	2:D:542:LEU:HD21	1.84	0.60
3:V:19:ARG:HG3	3:V:21:TYR:CE1	2.37	0.60
2:H:63:LEU:O	2:H:64:GLU:C	2.40	0.60
1:C:19:THR:HG22	1:C:21:ALA:N	2.16	0.60
1:G:97:GLN:HA	1:G:100:HIS:CB	2.32	0.60
1:G:50:VAL:HG21	1:G:73:LEU:HD11	1.83	0.60
3:P:141:LYS:O	3:P:142:LEU:HG	2.01	0.60
1:I:58:MET:HE1	4:X:15:ARG:O	2.01	0.60
1:E:46:ARG:HG2	1:E:73:LEU:CD2	2.32	0.60
1:E:99:VAL:HG23	1:E:100:HIS:N	2.15	0.60
2:J:338:LYS:O	2:J:342:MET:HG3	2.01	0.60
4:S:71:ILE:CG2	4:S:72:GLU:N	2.65	0.60
1:K:179:THR:HG21	1:K:211:HIS:HE1	1.66	0.60
1:K:242:ASP:OD2	4:W:126:THR:HG21	2.01	0.60
1:G:187:ASN:ND2	1:G:187:ASN:C	2.55	0.60
1:E:176:LEU:O	1:E:179:THR:HB	2.01	0.60
1:I:323:ASN:O	1:I:324:ILE:C	2.40	0.60
3:N:50:LEU:HD11	3:N:59:TRP:HE1	1.66	0.60
3:M:321:ASP:CG	3:M:322:SER:N	2.55	0.60
1:K:393:GLU:HA	1:K:393:GLU:OE1	2.02	0.60
1:E:393:GLU:OE1	1:E:393:GLU:HA	2.02	0.60

Continued on next page...

Continued from previous page...

Atom-1	Atom-2	Interatomic distance (Å)	Clash overlap (Å)
2:B:426:GLU:O	2:B:429:ILE:HD13	2.02	0.59
2:B:452:VAL:CG1	2:B:453:GLY:N	2.64	0.59
2:F:448:MET:O	2:F:451:ILE:HB	2.02	0.59
2:H:407:VAL:O	2:H:410:ALA:HB3	2.02	0.59
2:H:522:ARG:HG2	2:H:526:TYR:CE1	2.35	0.59
1:C:581:LEU:C	1:C:583:ARG:H	2.04	0.59
2:D:522:ARG:HG2	2:D:526:TYR:CE1	2.35	0.59
2:J:139:LYS:HD3	2:J:175:MET:HE2	1.84	0.59
2:J:25:ASP:O	2:J:26:LYS:C	2.41	0.59
2:B:215:THR:HB	2:B:218:ALA:HB3	1.83	0.59
2:H:217:TRP:CD1	3:P:123:PRO:HB2	2.37	0.59
4:T:10:ARG:HD3	4:T:61:ARG:HH21	1.67	0.59
2:D:25:ASP:O	2:D:26:LYS:C	2.41	0.59
3:R:335:VAL:HG23	3:R:335:VAL:O	2.01	0.59
1:I:97:GLN:HA	1:I:100:HIS:CB	2.32	0.59
4:X:85:HIS:O	4:X:88:VAL:HG22	2.01	0.59
4:W:30:LYS:O	4:W:31:MET:C	2.39	0.59
4:W:8:PHE:HD1	4:W:36:MET:SD	2.24	0.59
2:L:367:VAL:O	2:L:368:ASP:C	2.40	0.59
3:M:29:GLU:HG2	3:M:55:VAL:HG11	1.83	0.59
3:P:29:GLU:HG2	3:P:55:VAL:HG11	1.82	0.59
2:L:32:GLU:O	2:L:35:LYS:HB2	2.01	0.59
3:N:50:LEU:HD12	3:N:50:LEU:N	2.16	0.59
3:O:144:THR:CG2	3:O:145:GLY:H	2.14	0.59
3:R:384:TYR:CD2	3:R:384:TYR:N	2.68	0.59
2:J:9:THR:HG22	2:J:11:LYS:H	1.67	0.59
3:V:316:VAL:HG22	3:V:340:GLU:HA	1.84	0.59
1:K:356:ASP:OD1	1:K:357:LEU:N	2.35	0.59
2:L:486:THR:HG23	2:L:490:LYS:HE2	1.82	0.59
1:G:532:LYS:HB3	1:G:536:ARG:HH12	1.62	0.59
2:H:405:TYR:HD1	2:H:406:VAL:H	1.47	0.59
1:I:356:ASP:OD1	1:I:357:LEU:N	2.35	0.59
1:C:356:ASP:OD1	1:C:357:LEU:N	2.35	0.59
2:D:445:ARG:O	2:D:446:ALA:C	2.40	0.59
2:D:448:MET:O	2:D:451:ILE:HB	2.02	0.59
2:J:178:ALA:HB2	2:J:218:ALA:HB2	1.84	0.59
3:O:11:LEU:HD11	3:O:64:ASN:OD1	2.01	0.59
2:B:218:ALA:O	2:B:219:GLN:C	2.39	0.59
2:D:141:ALA:HA	2:D:144:CYS:HG	1.66	0.59
2:D:566:TYR:O	2:D:569:THR:CB	2.47	0.59
1:G:284:VAL:O	1:G:287:ALA:HB3	2.01	0.59

Continued on next page...

Continued from previous page...

Atom-1	Atom-2	Interatomic distance (Å)	Clash overlap (Å)
2:F:63:LEU:O	2:F:64:GLU:C	2.40	0.59
3:O:129:LYS:C	3:O:131:LEU:H	2.06	0.59
1:K:46:ARG:HG2	1:K:73:LEU:CD2	2.32	0.59
4:W:7:LEU:HB2	4:W:16:LEU:HB3	1.84	0.59
3:V:29:GLU:HG2	3:V:55:VAL:HG11	1.82	0.59
3:R:29:GLU:HG2	3:R:55:VAL:HG11	1.83	0.59
2:H:325:PHE:CZ	2:H:357:GLU:HG3	2.37	0.59
2:D:325:PHE:CZ	2:D:357:GLU:HG3	2.37	0.59
3:P:314:ILE:HB	3:P:341:ILE:CG2	2.29	0.59
1:C:219:LEU:HD13	1:C:253:LEU:HD23	1.85	0.59
2:B:164:THR:HG22	2:B:168:LEU:CD1	2.31	0.59
1:E:219:LEU:HD13	1:E:253:LEU:HD23	1.85	0.59
3:M:415:ASN:CG	3:M:416:GLY:H	2.05	0.59
1:C:216:VAL:O	1:C:220:VAL:HG23	2.01	0.59
1:I:183:LEU:HD12	1:I:215:LEU:HD13	1.84	0.59
3:M:235:ASP:OD2	3:M:237:LYS:HE3	2.02	0.59
2:D:12:LYS:CG	2:D:13:GLY:H	2.13	0.59
1:I:313:LEU:O	1:I:316:PHE:N	2.33	0.59
3:P:235:ASP:OD2	3:P:237:LYS:HE3	2.02	0.59
4:S:30:LYS:O	4:S:31:MET:C	2.39	0.59
2:F:421:TYR:HD2	2:F:421:TYR:N	1.98	0.59
3:N:316:VAL:HG22	3:N:340:GLU:HA	1.84	0.59
1:A:364:ARG:O	1:A:365:ALA:C	2.37	0.59
1:E:478:TRP:HA	1:E:478:TRP:HE3	1.67	0.59
1:K:529:ALA:HA	1:K:532:LYS:CG	2.31	0.59
1:K:583:ARG:HB2	2:L:528:ARG:CZ	2.32	0.59
2:J:426:GLU:O	2:J:429:ILE:HD13	2.02	0.59
2:J:452:VAL:CG1	2:J:453:GLY:N	2.64	0.59
2:B:113:ILE:HG22	2:B:114:ARG:N	2.17	0.59
2:B:258:SER:O	2:B:261:LYS:HB3	2.02	0.59
2:B:311:GLN:NE2	2:B:555:ILE:HB	2.17	0.59
2:H:298:PRO:O	2:H:302:PRO:CD	2.40	0.59
2:H:311:GLN:NE2	2:H:555:ILE:HB	2.17	0.59
3:P:19:ARG:HG3	3:P:21:TYR:CE1	2.37	0.59
1:C:27:ILE:HG23	1:C:56:MET:SD	2.43	0.59
4:T:7:LEU:HB2	4:T:16:LEU:HB3	1.84	0.59
2:D:178:ALA:HB2	2:D:218:ALA:HB2	1.84	0.59
3:N:19:ARG:HG3	3:N:21:TYR:CE1	2.37	0.59
4:Q:10:ARG:HD3	4:Q:61:ARG:HH21	1.67	0.59
1:I:19:THR:HG22	1:I:21:ALA:N	2.16	0.59
1:I:284:VAL:O	1:I:287:ALA:HB3	2.01	0.59

Continued on next page...

Continued from previous page...

Atom-1	Atom-2	Interatomic distance (Å)	Clash overlap (Å)
4:X:35:LEU:C	4:X:39:VAL:HG23	2.22	0.59
4:X:7:LEU:HB2	4:X:16:LEU:HB3	1.84	0.59
2:F:258:SER:O	2:F:261:LYS:HB3	2.02	0.59
1:K:10:LEU:CD1	1:K:14:ILE:HD11	2.32	0.59
1:K:27:ILE:HG23	1:K:56:MET:SD	2.43	0.59
3:P:321:ASP:CG	3:P:322:SER:N	2.55	0.59
3:P:335:VAL:HG23	3:P:335:VAL:O	2.01	0.59
2:B:391:CYS:O	2:B:392:VAL:C	2.39	0.59
3:P:99:GLU:O	3:P:100:GLU:C	2.41	0.59
3:V:329:VAL:HG12	3:V:330:GLY:N	2.16	0.59
1:C:179:THR:HG21	1:C:211:HIS:HE1	1.66	0.59
1:K:172:MET:SD	1:K:173:GLU:N	2.75	0.59
3:O:178:ALA:CB	3:O:415:ASN:HB2	2.33	0.59
1:I:172:MET:H	1:I:172:MET:CE	2.14	0.59
2:J:18:LEU:H	2:J:18:LEU:HD22	1.68	0.59
3:P:388:SER:OG	3:P:390:ILE:HG13	2.03	0.59
3:N:283:ILE:O	3:N:284:GLU:HG3	2.02	0.59
1:C:540:THR:C	1:C:542:ASN:H	2.05	0.59
1:G:356:ASP:OD1	1:G:357:LEU:N	2.35	0.59
1:G:581:LEU:C	1:G:583:ARG:H	2.04	0.59
2:H:490:LYS:HG2	2:H:542:LEU:HD21	1.84	0.59
2:J:432:LEU:HD12	2:J:448:MET:HE1	1.83	0.59
2:J:218:ALA:O	2:J:219:GLN:C	2.39	0.59
2:J:32:GLU:O	2:J:35:LYS:HB2	2.01	0.59
3:R:19:ARG:HG3	3:R:21:TYR:CE1	2.37	0.59
3:M:11:LEU:HD11	3:M:64:ASN:OD1	2.01	0.59
2:H:126:LEU:HD23	2:H:127:ARG:N	2.18	0.59
2:H:300:TYR:O	2:H:301:VAL:C	2.41	0.59
2:D:166:LYS:HA	2:D:169:ILE:CD1	2.27	0.59
2:D:63:LEU:O	2:D:64:GLU:C	2.40	0.59
3:N:129:LYS:C	3:N:131:LEU:H	2.06	0.59
3:O:99:GLU:O	3:O:100:GLU:C	2.41	0.59
2:J:297:GLU:HB3	3:R:81:PHE:CD2	2.37	0.59
2:B:369:PHE:O	2:B:370:VAL:C	2.41	0.59
2:F:325:PHE:CZ	2:F:357:GLU:HG3	2.37	0.59
2:D:331:PRO:CD	2:D:334:VAL:HG21	2.29	0.59
4:U:71:ILE:CG2	4:U:72:GLU:N	2.65	0.59
3:R:415:ASN:CG	3:R:416:GLY:H	2.05	0.59
2:H:164:THR:HG22	2:H:168:LEU:CD1	2.31	0.59
3:V:388:SER:OG	3:V:390:ILE:HG13	2.03	0.59
2:B:421:TYR:CD2	2:B:421:TYR:N	2.68	0.59

Continued on next page...

Continued from previous page...

Atom-1	Atom-2	Interatomic distance (Å)	Clash overlap (Å)
3:R:286:HIS:CG	3:R:287:SER:H	2.20	0.59
2:F:441:GLU:HG2	2:F:442:PRO:CD	2.33	0.59
3:M:283:ILE:O	3:M:284:GLU:HG3	2.02	0.59
2:B:492:PHE:HA	2:B:499:THR:HG21	1.83	0.59
1:E:438:VAL:HB	1:E:439:PRO:CD	2.24	0.59
2:L:448:MET:O	2:L:451:ILE:HB	2.02	0.59
1:G:451:MET:H	1:G:451:MET:HE2	1.67	0.59
2:H:445:ARG:O	2:H:446:ALA:C	2.40	0.59
2:J:490:LYS:HG2	2:J:542:LEU:HD21	1.84	0.59
1:C:506:LEU:HD12	1:C:543:ARG:HD3	1.85	0.59
2:J:217:TRP:CD1	3:R:123:PRO:HB2	2.37	0.59
2:D:141:ALA:O	2:D:142:ALA:C	2.38	0.59
1:G:10:LEU:CD1	1:G:14:ILE:HD11	2.32	0.59
1:G:11:ILE:O	1:G:14:ILE:N	2.36	0.59
1:K:99:VAL:HG23	1:K:100:HIS:N	2.15	0.59
4:W:10:ARG:HD3	4:W:61:ARG:HH21	1.67	0.59
3:V:62:HIS:O	3:V:63:ASN:C	2.41	0.59
2:F:377:ILE:O	2:F:380:CYS:HB3	2.01	0.59
2:J:367:VAL:O	2:J:368:ASP:C	2.40	0.59
1:K:183:LEU:HD12	1:K:215:LEU:HD13	1.84	0.59
3:R:196:GLY:HA3	3:R:267:TYR:CE1	2.37	0.59
3:O:253:ILE:HD12	3:O:253:ILE:N	2.18	0.59
3:N:266:SER:O	3:N:267:TYR:HB3	2.03	0.59
2:B:364:GLU:HA	2:B:364:GLU:OE1	2.01	0.59
1:A:389:LEU:HD21	1:A:425:VAL:HG23	1.84	0.59
2:B:448:MET:O	2:B:451:ILE:HB	2.02	0.59
2:L:426:GLU:O	2:L:427:SER:C	2.41	0.59
1:I:438:VAL:HB	1:I:439:PRO:CD	2.23	0.59
2:L:178:ALA:HB2	2:L:218:ALA:HB2	1.84	0.59
2:L:311:GLN:HG2	2:L:555:ILE:HD12	1.84	0.59
2:B:126:LEU:HD23	2:B:127:ARG:N	2.18	0.59
2:H:113:ILE:HG22	2:H:115:VAL:H	1.68	0.59
2:D:147:LYS:O	2:D:151:ILE:HG13	2.03	0.59
1:A:7:LEU:O	1:A:10:LEU:HB3	2.03	0.59
4:Q:31:MET:HE2	4:Q:52:TRP:HH2	1.67	0.59
1:I:7:LEU:O	1:I:10:LEU:HB3	2.03	0.59
4:X:10:ARG:HD3	4:X:61:ARG:HH21	1.67	0.59
2:F:113:ILE:HG22	2:F:114:ARG:N	2.17	0.59
2:F:126:LEU:HD23	2:F:127:ARG:N	2.18	0.59
1:E:80:THR:HG23	4:U:142:GLN:HE21	1.67	0.59
2:B:325:PHE:CZ	2:B:357:GLU:HG3	2.37	0.59

Continued on next page...

Continued from previous page...

Atom-1	Atom-2	Interatomic distance (Å)	Clash overlap (Å)
1:A:219:LEU:HD13	1:A:253:LEU:HD23	1.85	0.59
1:C:316:PHE:O	1:C:319:ASN:N	2.35	0.59
1:G:313:LEU:O	1:G:316:PHE:N	2.33	0.59
1:E:216:VAL:O	1:E:220:VAL:HG23	2.01	0.59
3:R:235:ASP:OD2	3:R:237:LYS:HE3	2.02	0.59
3:N:235:ASP:OD2	3:N:237:LYS:HE3	2.02	0.59
3:P:196:GLY:HA3	3:P:267:TYR:CE1	2.37	0.59
3:O:388:SER:OG	3:O:390:ILE:HG13	2.03	0.59
2:D:420:LYS:HB3	2:D:421:TYR:CD2	2.38	0.59
3:O:384:TYR:CD2	3:O:384:TYR:N	2.68	0.59
4:U:100:GLU:O	4:U:101:LEU:C	2.41	0.59
1:K:540:THR:C	1:K:542:ASN:H	2.05	0.59
3:P:316:VAL:HG22	3:P:340:GLU:HA	1.84	0.59
1:I:393:GLU:HA	1:I:393:GLU:OE1	2.02	0.59
4:U:93:LYS:O	4:U:93:LYS:HG2	2.01	0.59
1:G:487:LEU:O	1:G:487:LEU:HG	2.03	0.59
1:G:393:GLU:HA	1:G:393:GLU:OE1	2.02	0.59
1:A:356:ASP:OD1	1:A:357:LEU:N	2.35	0.59
2:B:494:LYS:C	2:B:496:PRO:CD	2.67	0.59
1:E:453:ALA:O	1:E:457:GLN:HG2	2.03	0.59
2:F:407:VAL:O	2:F:410:ALA:HB3	2.02	0.59
2:F:426:GLU:O	2:F:429:ILE:HD13	2.02	0.59
2:F:432:LEU:HD12	2:F:448:MET:HE1	1.83	0.59
2:F:494:LYS:C	2:F:496:PRO:CD	2.67	0.59
1:I:453:ALA:O	1:I:457:GLN:HG2	2.03	0.59
2:D:566:TYR:HE2	2:D:578:PRO:HG2	1.68	0.59
1:A:46:ARG:HG2	1:A:73:LEU:CD2	2.32	0.59
4:S:10:ARG:HD3	4:S:61:ARG:HH21	1.67	0.59
4:Q:11:GLN:O	4:Q:13:LYS:N	2.32	0.59
1:I:50:VAL:HG21	1:I:73:LEU:HD11	1.84	0.59
2:F:300:TYR:O	2:F:301:VAL:C	2.41	0.59
2:F:311:GLN:NE2	2:F:555:ILE:HB	2.17	0.59
4:W:108:GLU:CG	4:W:109:LYS:H	2.13	0.59
4:U:10:ARG:HD3	4:U:61:ARG:HH21	1.67	0.59
2:F:367:VAL:O	2:F:368:ASP:C	2.40	0.59
1:A:172:MET:SD	1:A:173:GLU:N	2.75	0.59
1:C:187:ASN:C	1:C:187:ASN:ND2	2.55	0.59
1:G:274:VAL:CG1	1:G:292:THR:HG21	2.29	0.59
1:G:323:ASN:O	1:G:324:ILE:C	2.40	0.59
1:I:264:SER:HA	1:I:267:MET:HE2	1.84	0.59
1:I:296:ILE:HD13	1:I:305:LEU:HD11	1.83	0.59

Continued on next page...

Continued from previous page...

Atom-1	Atom-2	Interatomic distance (Å)	Clash overlap (Å)
3:P:178:ALA:CB	3:P:415:ASN:HB2	2.33	0.59
3:V:235:ASP:OD2	3:V:237:LYS:HE3	2.02	0.59
2:D:18:LEU:HD22	2:D:18:LEU:H	1.68	0.59
3:M:286:HIS:CG	3:M:287:SER:H	2.20	0.59
1:K:372:LEU:HD12	1:K:372:LEU:H	1.68	0.59
2:L:407:VAL:O	2:L:410:ALA:HB3	2.02	0.59
2:L:479:GLN:O	2:L:482:LEU:HB2	2.01	0.59
1:C:453:ALA:O	1:C:457:GLN:HG2	2.03	0.59
2:D:492:PHE:HA	2:D:499:THR:HG21	1.84	0.59
2:J:113:ILE:HG22	2:J:114:ARG:N	2.17	0.59
2:J:126:LEU:HD23	2:J:127:ARG:N	2.18	0.59
2:J:311:GLN:HG2	2:J:555:ILE:HD12	1.84	0.59
3:V:129:LYS:C	3:V:131:LEU:H	2.06	0.59
2:B:113:ILE:HG22	2:B:115:VAL:H	1.68	0.59
2:B:178:ALA:HB2	2:B:218:ALA:HB2	1.84	0.59
2:B:67:LYS:O	2:B:70:TYR:HB2	2.03	0.59
2:H:178:ALA:HB2	2:H:218:ALA:HB2	1.84	0.59
1:C:11:ILE:O	1:C:14:ILE:N	2.36	0.59
1:C:50:VAL:HG21	1:C:73:LEU:HD11	1.83	0.59
3:N:79:LEU:O	3:N:82:SER:N	2.36	0.59
1:G:80:THR:HG23	4:Q:142:GLN:HE21	1.67	0.59
1:G:500:VAL:O	1:G:500:VAL:HG13	2.03	0.59
1:I:80:THR:HG23	4:X:142:GLN:HE21	1.67	0.59
3:O:19:ARG:HG3	3:O:21:TYR:CE1	2.37	0.59
1:E:27:ILE:HG23	1:E:56:MET:SD	2.43	0.59
3:M:334:TRP:CD1	3:M:335:VAL:N	2.69	0.59
3:V:11:LEU:HD11	3:V:64:ASN:OD1	2.01	0.59
3:R:99:GLU:O	3:R:100:GLU:C	2.41	0.59
2:H:385:GLU:C	2:H:387:SER:H	2.06	0.59
3:V:314:ILE:HB	3:V:341:ILE:CG2	2.29	0.59
2:L:18:LEU:HD22	2:L:18:LEU:H	1.68	0.59
3:V:415:ASN:CG	3:V:416:GLY:H	2.05	0.59
3:M:144:THR:CG2	3:M:145:GLY:H	2.14	0.59
2:L:420:LYS:HB3	2:L:421:TYR:CD2	2.38	0.59
4:Q:100:GLU:O	4:Q:101:LEU:C	2.41	0.59
1:K:385:LEU:O	1:K:388:PHE:HB3	2.02	0.59
1:I:540:THR:C	1:I:542:ASN:H	2.05	0.59
1:E:500:VAL:O	1:E:500:VAL:HG13	2.03	0.59
2:F:426:GLU:O	2:F:427:SER:C	2.41	0.59
1:G:529:ALA:HA	1:G:532:LYS:CG	2.31	0.59
1:G:580:LEU:O	2:H:528:ARG:NH1	2.31	0.59

Continued on next page...

Continued from previous page...

Atom-1	Atom-2	Interatomic distance (Å)	Clash overlap (Å)
2:H:482:LEU:O	2:H:483:GLN:C	2.41	0.59
2:J:492:PHE:HA	2:J:499:THR:HG21	1.83	0.59
2:J:522:ARG:HG2	2:J:526:TYR:CE1	2.36	0.59
1:C:367:GLU:O	1:C:370:PHE:HB2	2.03	0.59
2:L:113:ILE:HG22	2:L:114:ARG:N	2.17	0.59
2:B:25:ASP:O	2:B:26:LYS:C	2.41	0.59
2:D:300:TYR:O	2:D:301:VAL:C	2.41	0.59
1:A:10:LEU:CD1	1:A:14:ILE:HD11	2.32	0.59
1:G:19:THR:HG22	1:G:21:ALA:N	2.16	0.59
4:Q:85:HIS:O	4:Q:88:VAL:HG22	2.02	0.59
1:I:99:VAL:HG23	1:I:100:HIS:N	2.15	0.59
2:F:144:CYS:HA	2:F:147:LYS:HD2	1.85	0.59
1:K:11:ILE:O	1:K:14:ILE:N	2.35	0.59
1:E:10:LEU:CD1	1:E:14:ILE:HD11	2.32	0.59
1:E:11:ILE:O	1:E:14:ILE:N	2.36	0.59
3:N:99:GLU:O	3:N:100:GLU:C	2.41	0.59
2:J:385:GLU:C	2:J:387:SER:H	2.06	0.59
2:D:326:VAL:HG21	2:D:369:PHE:HZ	1.66	0.59
2:D:369:PHE:O	2:D:370:VAL:C	2.41	0.59
1:K:188:HIS:O	1:K:189:GLY:C	2.39	0.59
1:E:274:VAL:CG1	1:E:292:THR:HG21	2.29	0.59
2:B:18:LEU:H	2:B:18:LEU:HD22	1.68	0.59
2:L:14:GLU:O	2:L:15:ILE:C	2.41	0.59
1:A:183:LEU:HD12	1:A:215:LEU:HD13	1.84	0.59
3:V:253:ILE:HD12	3:V:253:ILE:N	2.18	0.59
3:V:286:HIS:CG	3:V:287:SER:H	2.20	0.59
2:H:225:CYS:C	2:H:227:GLY:H	2.06	0.59
3:M:316:VAL:HG22	3:M:340:GLU:HA	1.84	0.59
1:E:487:LEU:O	1:E:487:LEU:HG	2.03	0.59
1:A:393:GLU:OE1	1:A:393:GLU:HA	2.02	0.59
1:A:372:LEU:HD12	1:A:372:LEU:H	1.68	0.59
2:F:522:ARG:HG2	2:F:526:TYR:CE1	2.35	0.59
1:C:500:VAL:HG13	1:C:500:VAL:O	2.03	0.59
2:J:67:LYS:O	2:J:70:TYR:HB2	2.03	0.59
3:P:129:LYS:C	3:P:131:LEU:H	2.06	0.59
1:C:10:LEU:CD1	1:C:14:ILE:HD11	2.32	0.59
2:D:217:TRP:CD1	3:N:123:PRO:HB2	2.37	0.59
2:D:175:MET:CE	3:N:124:GLN:HB3	2.31	0.59
4:Q:83:LEU:O	4:Q:86:ARG:HB3	2.03	0.59
2:F:67:LYS:O	2:F:70:TYR:HB2	2.03	0.59
2:F:217:TRP:CD1	3:O:123:PRO:HB2	2.37	0.59

Continued on next page...

Continued from previous page...

Atom-1	Atom-2	Interatomic distance (Å)	Clash overlap (Å)
2:F:175:MET:CE	3:O:124:GLN:HB3	2.31	0.59
4:W:76:ASN:HD21	4:W:79:ILE:H	1.50	0.59
1:E:7:LEU:O	1:E:10:LEU:HB3	2.03	0.59
2:H:326:VAL:HG21	2:H:369:PHE:HZ	1.66	0.59
3:O:314:ILE:HB	3:O:341:ILE:CG2	2.29	0.59
1:E:187:ASN:C	1:E:187:ASN:ND2	2.55	0.59
2:H:18:LEU:H	2:H:18:LEU:HD22	1.68	0.59
3:M:253:ILE:HD12	3:M:253:ILE:N	2.18	0.59
3:O:235:ASP:OD2	3:O:237:LYS:HE3	2.02	0.59
3:N:388:SER:OG	3:N:390:ILE:HG13	2.03	0.59
3:N:286:HIS:CG	3:N:287:SER:H	2.20	0.59
3:V:384:TYR:N	3:V:384:TYR:CD2	2.68	0.59
2:H:441:GLU:HG2	2:H:442:PRO:CD	2.33	0.59
2:H:9:THR:HG22	2:H:11:LYS:H	1.67	0.59
2:J:225:CYS:C	2:J:227:GLY:H	2.06	0.59
2:D:9:THR:HG22	2:D:11:LYS:H	1.67	0.59
1:C:385:LEU:O	1:C:388:PHE:HB3	2.02	0.59
2:B:429:ILE:HG22	2:B:430:ALA:N	2.18	0.58
2:B:521:ASP:C	2:B:523:GLY:N	2.55	0.58
1:E:506:LEU:HD12	1:E:543:ARG:HD3	1.85	0.58
1:E:581:LEU:C	1:E:583:ARG:H	2.04	0.58
1:K:367:GLU:O	1:K:370:PHE:HB2	2.03	0.58
1:C:478:TRP:HE3	1:C:478:TRP:HA	1.67	0.58
2:L:126:LEU:HD23	2:L:127:ARG:N	2.18	0.58
2:L:136:TYR:CD1	3:V:134:PHE:CE2	2.91	0.58
2:L:300:TYR:O	2:L:301:VAL:C	2.41	0.58
2:L:311:GLN:NE2	2:L:555:ILE:HB	2.17	0.58
2:H:113:ILE:HG22	2:H:114:ARG:N	2.17	0.58
2:H:215:THR:HB	2:H:218:ALA:HB3	1.82	0.58
1:C:80:THR:HG23	4:T:142:GLN:HE21	1.68	0.58
4:Q:7:LEU:HB2	4:Q:16:LEU:HB3	1.84	0.58
1:I:10:LEU:CD1	1:I:14:ILE:HD11	2.32	0.58
4:X:30:LYS:CB	4:X:30:LYS:HZ2	2.16	0.58
4:X:7:LEU:HD23	4:X:66:TYR:O	2.03	0.58
4:W:83:LEU:O	4:W:86:ARG:HB3	2.03	0.58
2:H:338:LYS:O	2:H:342:MET:HG3	2.01	0.58
2:L:369:PHE:O	2:L:370:VAL:C	2.41	0.58
2:H:297:GLU:HB3	3:P:81:PHE:CD2	2.38	0.58
3:N:314:ILE:HB	3:N:341:ILE:CG2	2.29	0.58
1:A:190:VAL:O	1:A:191:LEU:C	2.41	0.58
1:A:296:ILE:HD13	1:A:305:LEU:HD11	1.83	0.58

Continued on next page...

Continued from previous page...

Atom-1	Atom-2	Interatomic distance (Å)	Clash overlap (Å)
3:O:415:ASN:CG	3:O:416:GLY:H	2.05	0.58
1:I:274:VAL:CG1	1:I:292:THR:HG21	2.29	0.58
1:E:115:THR:HG22	1:E:116:GLN:N	2.16	0.58
1:A:115:THR:HG22	1:A:116:GLN:N	2.16	0.58
3:V:50:LEU:HD11	3:V:59:TRP:HE1	1.66	0.58
3:R:388:SER:OG	3:R:390:ILE:HG13	2.03	0.58
3:R:321:ASP:CG	3:R:322:SER:N	2.55	0.58
1:A:400:CYS:O	1:A:401:ALA:C	2.42	0.58
2:B:490:LYS:HG2	2:B:542:LEU:HD21	1.84	0.58
1:K:478:TRP:HE3	1:K:478:TRP:HA	1.67	0.58
1:G:372:LEU:H	1:G:372:LEU:HD12	1.68	0.58
1:G:453:ALA:O	1:G:457:GLN:HG2	2.03	0.58
2:J:482:LEU:O	2:J:483:GLN:C	2.41	0.58
2:H:147:LYS:O	2:H:151:ILE:HG13	2.03	0.58
2:H:218:ALA:O	2:H:219:GLN:C	2.39	0.58
2:D:126:LEU:HD23	2:D:127:ARG:N	2.18	0.58
2:D:311:GLN:NE2	2:D:555:ILE:HB	2.17	0.58
1:A:11:ILE:O	1:A:14:ILE:N	2.36	0.58
1:A:13:THR:HG22	1:A:26:MET:HE3	1.85	0.58
4:X:76:ASN:HD21	4:X:79:ILE:H	1.50	0.58
4:X:83:LEU:O	4:X:86:ARG:HB3	2.03	0.58
1:E:50:VAL:HG21	1:E:73:LEU:HD11	1.83	0.58
4:U:7:LEU:HB2	4:U:16:LEU:HB3	1.84	0.58
2:F:297:GLU:HB3	3:O:81:PHE:CD2	2.38	0.58
1:K:190:VAL:O	1:K:191:LEU:C	2.42	0.58
1:I:115:THR:HG22	1:I:116:GLN:N	2.16	0.58
1:C:183:LEU:HD12	1:C:215:LEU:HD13	1.84	0.58
3:R:185:ALA:C	3:R:187:GLY:N	2.57	0.58
3:R:144:THR:CG2	3:R:145:GLY:H	2.14	0.58
2:B:225:CYS:C	2:B:227:GLY:H	2.06	0.58
3:V:283:ILE:O	3:V:284:GLU:HG3	2.02	0.58
2:H:521:ASP:C	2:H:523:GLY:N	2.55	0.58
1:G:583:ARG:HB2	2:H:528:ARG:CZ	2.32	0.58
2:J:429:ILE:HG22	2:J:430:ALA:N	2.18	0.58
1:K:500:VAL:HG13	1:K:500:VAL:O	2.03	0.58
2:J:144:CYS:HA	2:J:147:LYS:HD2	1.85	0.58
2:J:300:TYR:O	2:J:301:VAL:C	2.41	0.58
2:J:136:TYR:CD1	3:R:134:PHE:CE2	2.91	0.58
2:L:175:MET:CE	3:V:124:GLN:HB3	2.31	0.58
2:L:317:LEU:N	2:L:317:LEU:HD22	2.13	0.58
2:B:175:MET:CE	3:M:124:GLN:HB3	2.31	0.58

Continued on next page...

Continued from previous page...

Atom-1	Atom-2	Interatomic distance (Å)	Clash overlap (Å)
2:H:144:CYS:HA	2:H:147:LYS:HD2	1.85	0.58
4:T:79:ILE:CG2	4:T:80:THR:N	2.66	0.58
4:T:83:LEU:O	4:T:86:ARG:HB3	2.03	0.58
1:A:27:ILE:HG23	1:A:56:MET:SD	2.43	0.58
1:A:50:VAL:HG21	1:A:73:LEU:HD11	1.83	0.58
1:I:27:ILE:HG23	1:I:56:MET:SD	2.43	0.58
3:O:77:VAL:O	3:O:78:SER:C	2.42	0.58
4:W:7:LEU:HD23	4:W:66:TYR:O	2.03	0.58
2:B:297:GLU:HB3	3:M:81:PHE:CD2	2.38	0.58
2:D:385:GLU:C	2:D:387:SER:H	2.06	0.58
2:L:25:ASP:O	2:L:26:LYS:C	2.41	0.58
1:A:187:ASN:ND2	1:A:187:ASN:C	2.55	0.58
1:C:188:HIS:O	1:C:189:GLY:C	2.39	0.58
1:K:274:VAL:HG11	1:K:292:THR:CG2	2.32	0.58
2:F:18:LEU:H	2:F:18:LEU:HD22	1.68	0.58
1:I:154:ARG:HH21	1:I:182:LEU:CD2	2.16	0.58
2:H:14:GLU:O	2:H:15:ILE:C	2.42	0.58
3:O:196:GLY:HA3	3:O:267:TYR:CE1	2.37	0.58
3:O:266:SER:O	3:O:267:TYR:HB3	2.03	0.58
2:H:420:LYS:HB3	2:H:421:TYR:CD2	2.38	0.58
3:P:4:SER:HB3	3:P:22:ARG:HB3	1.85	0.58
1:E:385:LEU:O	1:E:388:PHE:HB3	2.02	0.58
1:A:453:ALA:O	1:A:457:GLN:HG2	2.03	0.58
1:E:400:CYS:O	1:E:401:ALA:C	2.42	0.58
2:F:405:TYR:HD1	2:F:406:VAL:H	1.47	0.58
2:F:445:ARG:O	2:F:446:ALA:C	2.40	0.58
1:K:453:ALA:O	1:K:457:GLN:HG2	2.03	0.58
2:L:490:LYS:HG2	2:L:542:LEU:HD21	1.84	0.58
2:D:482:LEU:O	2:D:483:GLN:C	2.41	0.58
2:J:113:ILE:HG22	2:J:115:VAL:H	1.68	0.58
3:R:79:LEU:O	3:R:82:SER:N	2.36	0.58
3:V:79:LEU:O	3:V:82:SER:N	2.36	0.58
2:H:175:MET:CE	3:P:124:GLN:HB3	2.31	0.58
3:P:79:LEU:O	3:P:82:SER:N	2.36	0.58
1:C:68:LEU:CG	1:C:69:GLU:H	2.08	0.58
3:N:334:TRP:CE2	3:N:336:PRO:HG3	2.39	0.58
4:Q:7:LEU:HD23	4:Q:66:TYR:O	2.03	0.58
3:N:62:HIS:O	3:N:63:ASN:C	2.41	0.58
4:X:79:ILE:CG2	4:X:80:THR:N	2.66	0.58
4:W:11:GLN:O	4:W:13:LYS:N	2.32	0.58
4:W:31:MET:HE2	4:W:52:TRP:HH2	1.67	0.58

Continued on next page...

Continued from previous page...

Atom-1	Atom-2	Interatomic distance (Å)	Clash overlap (Å)
4:U:76:ASN:HD21	4:U:79:ILE:H	1.50	0.58
2:L:385:GLU:C	2:L:387:SER:H	2.06	0.58
2:D:297:GLU:HB3	3:N:81:PHE:CD2	2.38	0.58
2:F:385:GLU:C	2:F:387:SER:H	2.06	0.58
2:L:164:THR:HG22	2:L:168:LEU:CD1	2.31	0.58
1:G:316:PHE:O	1:G:319:ASN:N	2.35	0.58
1:I:187:ASN:ND2	1:I:187:ASN:C	2.55	0.58
3:M:388:SER:OG	3:M:390:ILE:HG13	2.03	0.58
4:U:31:MET:HE2	4:U:52:TRP:HH2	1.69	0.58
2:F:420:LYS:HB3	2:F:421:TYR:CD2	2.38	0.58
3:O:316:VAL:HG22	3:O:340:GLU:HA	1.84	0.58
2:B:415:LYS:HD2	2:B:447:ALA:CB	2.34	0.58
1:G:367:GLU:O	1:G:370:PHE:HB2	2.03	0.58
1:G:389:LEU:HD21	1:G:425:VAL:HG23	1.84	0.58
1:G:468:SER:O	1:G:469:GLN:CB	2.42	0.58
1:G:470:GLN:O	1:G:471:PRO:C	2.42	0.58
2:H:426:GLU:O	2:H:427:SER:C	2.41	0.58
2:J:408:GLN:O	2:J:409:GLU:C	2.38	0.58
2:D:494:LYS:C	2:D:496:PRO:CD	2.67	0.58
2:J:147:LYS:O	2:J:151:ILE:HG13	2.03	0.58
2:L:566:TYR:O	2:L:572:SER:HB2	2.03	0.58
1:I:500:VAL:HG13	1:I:500:VAL:O	2.03	0.58
2:H:69:VAL:O	2:H:72:TYR:HB3	2.04	0.58
1:C:7:LEU:O	1:C:10:LEU:HB3	2.03	0.58
2:D:211:LEU:HD11	2:D:223:LEU:HD21	1.86	0.58
1:A:80:THR:HG23	4:S:142:GLN:HE21	1.68	0.58
4:S:7:LEU:HD23	4:S:66:TYR:O	2.03	0.58
4:Q:107:PHE:O	4:Q:108:GLU:C	2.42	0.58
4:X:15:ARG:NH1	4:X:104:ILE:HD13	2.19	0.58
2:F:566:TYR:HE2	2:F:578:PRO:HG2	1.68	0.58
2:F:257:LEU:HD11	2:F:568:GLY:N	2.19	0.58
4:U:7:LEU:HD23	4:U:66:TYR:O	2.03	0.58
3:R:9:LEU:CD2	3:R:15:VAL:HA	2.34	0.58
2:F:391:CYS:O	2:F:392:VAL:C	2.39	0.58
4:Q:129:LYS:O	4:Q:130:SER:C	2.42	0.58
1:E:154:ARG:HH21	1:E:182:LEU:CD2	2.16	0.58
3:R:266:SER:O	3:R:267:TYR:HB3	2.03	0.58
3:N:253:ILE:HD12	3:N:253:ILE:N	2.18	0.58
3:O:9:LEU:CD2	3:O:15:VAL:HA	2.34	0.58
2:J:420:LYS:HB3	2:J:421:TYR:CD2	2.38	0.58
1:K:396:PHE:CD1	1:K:396:PHE:N	2.71	0.58

Continued on next page...

Continued from previous page...

Atom-1	Atom-2	Interatomic distance (Å)	Clash overlap (Å)
1:A:389:LEU:HA	1:A:392:CYS:SG	2.44	0.58
1:A:583:ARG:HB2	2:B:528:ARG:CZ	2.32	0.58
2:B:522:ARG:HG2	2:B:526:TYR:CE1	2.36	0.58
1:E:583:ARG:HB2	2:F:528:ARG:CZ	2.32	0.58
1:G:389:LEU:HA	1:G:392:CYS:SG	2.44	0.58
1:I:473:VAL:CG2	1:I:474:GLN:H	2.17	0.58
1:I:482:GLU:CB	1:I:584:MET:SD	2.76	0.58
2:J:311:GLN:NE2	2:J:555:ILE:HB	2.17	0.58
2:J:566:TYR:O	2:J:572:SER:HB2	2.03	0.58
2:J:69:VAL:O	2:J:72:TYR:HB3	2.04	0.58
2:L:147:LYS:O	2:L:151:ILE:HG13	2.03	0.58
2:B:566:TYR:O	2:B:572:SER:HB2	2.04	0.58
3:M:79:LEU:O	3:M:82:SER:N	2.36	0.58
2:H:25:ASP:O	2:H:26:LYS:C	2.41	0.58
3:P:77:VAL:O	3:P:78:SER:C	2.42	0.58
4:T:76:ASN:HD21	4:T:79:ILE:H	1.50	0.58
1:A:500:VAL:O	1:A:500:VAL:HG13	2.03	0.58
4:S:15:ARG:NH1	4:S:104:ILE:HD13	2.19	0.58
4:S:79:ILE:CG2	4:S:80:THR:N	2.66	0.58
1:G:7:LEU:O	1:G:10:LEU:HB3	2.03	0.58
3:R:334:TRP:CE2	3:R:336:PRO:HG3	2.38	0.58
2:F:25:ASP:O	2:F:26:LYS:C	2.41	0.58
2:F:566:TYR:O	2:F:572:SER:HB2	2.04	0.58
2:L:325:PHE:CZ	2:L:357:GLU:HG3	2.37	0.58
1:C:154:ARG:HH21	1:C:182:LEU:CD2	2.16	0.58
1:E:323:ASN:O	1:E:324:ILE:C	2.40	0.58
3:M:178:ALA:CB	3:M:415:ASN:HB2	2.33	0.58
3:V:178:ALA:CB	3:V:415:ASN:HB2	2.33	0.58
3:R:235:ASP:OD1	3:R:236:VAL:N	2.36	0.58
2:D:14:GLU:O	2:D:15:ILE:C	2.42	0.58
2:B:441:GLU:HG2	2:B:442:PRO:CD	2.33	0.58
2:J:441:GLU:HG2	2:J:442:PRO:CD	2.33	0.58
3:V:4:SER:HB3	3:V:22:ARG:HB3	1.85	0.58
1:A:411:TYR:H	1:A:411:TYR:HD1	1.52	0.58
1:I:411:TYR:H	1:I:411:TYR:HD1	1.52	0.58
4:X:100:GLU:O	4:X:101:LEU:C	2.41	0.58
4:S:99:CYS:SG	4:S:100:GLU:N	2.77	0.58
4:Q:99:CYS:SG	4:Q:100:GLU:N	2.77	0.58
4:W:100:GLU:O	4:W:101:LEU:C	2.41	0.58
2:B:426:GLU:O	2:B:427:SER:C	2.41	0.58
1:A:561:GLN:CG	2:B:522:ARG:NH2	2.67	0.58

Continued on next page...

Continued from previous page...

Atom-1	Atom-2	Interatomic distance (Å)	Clash overlap (Å)
1:E:367:GLU:O	1:E:370:PHE:HB2	2.03	0.58
1:E:389:LEU:HA	1:E:392:CYS:SG	2.44	0.58
1:K:400:CYS:O	1:K:401:ALA:C	2.42	0.58
1:K:506:LEU:HD12	1:K:543:ARG:HD3	1.85	0.58
1:G:473:VAL:CG2	1:G:474:GLN:H	2.17	0.58
1:G:527:LEU:O	1:G:528:THR:C	2.42	0.58
1:G:506:LEU:HD12	1:G:543:ARG:HD3	1.85	0.58
1:I:389:LEU:HD21	1:I:425:VAL:HG23	1.84	0.58
1:I:470:GLN:O	1:I:471:PRO:C	2.42	0.58
1:I:521:VAL:CG1	1:I:522:THR:N	2.67	0.58
2:J:426:GLU:O	2:J:427:SER:C	2.41	0.58
2:L:144:CYS:HA	2:L:147:LYS:HD2	1.85	0.58
2:B:300:TYR:O	2:B:301:VAL:C	2.41	0.58
2:B:217:TRP:CD1	3:M:123:PRO:HB2	2.37	0.58
2:H:136:TYR:CD1	3:P:134:PHE:CE2	2.91	0.58
3:R:62:HIS:O	3:R:63:ASN:C	2.41	0.58
4:S:83:LEU:O	4:S:86:ARG:HB3	2.03	0.58
2:F:113:ILE:HG22	2:F:115:VAL:H	1.68	0.58
2:F:311:GLN:HG2	2:F:555:ILE:HD12	1.84	0.58
3:M:334:TRP:CE2	3:M:336:PRO:HG3	2.38	0.58
2:J:325:PHE:CZ	2:J:357:GLU:HG3	2.37	0.58
1:C:326:TYR:CE1	1:C:360:SER:HB3	2.36	0.58
1:K:154:ARG:HH21	1:K:182:LEU:CD2	2.16	0.58
2:B:14:GLU:O	2:B:15:ILE:C	2.42	0.58
3:N:178:ALA:CB	3:N:415:ASN:HB2	2.33	0.58
1:G:183:LEU:HD12	1:G:215:LEU:HD13	1.84	0.58
3:V:235:ASP:OD1	3:V:236:VAL:N	2.36	0.58
2:J:16:PHE:O	2:J:17:GLU:C	2.42	0.58
3:P:409:VAL:CG1	3:P:410:ARG:N	2.67	0.58
3:R:399:GLU:HG2	3:R:401:SER:OG	2.04	0.58
3:N:4:SER:HB3	3:N:22:ARG:HB3	1.85	0.58
3:M:4:SER:HB3	3:M:22:ARG:HB3	1.85	0.58
1:A:540:THR:C	1:A:542:ASN:H	2.05	0.58
2:L:225:CYS:C	2:L:227:GLY:H	2.06	0.58
1:C:487:LEU:HG	1:C:487:LEU:O	2.03	0.58
1:E:389:LEU:HD21	1:E:425:VAL:HG23	1.84	0.58
2:F:429:ILE:HG22	2:F:430:ALA:N	2.18	0.58
2:L:446:ALA:HA	2:L:480:VAL:HG23	1.86	0.58
1:G:400:CYS:O	1:G:401:ALA:C	2.42	0.58
1:C:389:LEU:HA	1:C:392:CYS:SG	2.44	0.58
1:C:442:ILE:HD11	1:C:475:VAL:HG13	1.86	0.58

Continued on next page...

Continued from previous page...

Atom-1	Atom-2	Interatomic distance (Å)	Clash overlap (Å)
1:C:521:VAL:CG1	1:C:522:THR:N	2.67	0.58
1:C:527:LEU:O	1:C:528:THR:C	2.42	0.58
1:C:561:GLN:CG	2:D:522:ARG:NH2	2.67	0.58
2:J:211:LEU:HD11	2:J:223:LEU:HD21	1.86	0.58
2:J:566:TYR:O	2:J:569:THR:CB	2.47	0.58
2:L:113:ILE:HG22	2:L:115:VAL:H	1.68	0.58
2:L:570:LEU:HD11	3:V:75:ALA:H	1.69	0.58
2:B:257:LEU:HD11	2:B:568:GLY:N	2.19	0.58
2:B:311:GLN:HG2	2:B:555:ILE:HD12	1.84	0.58
3:M:19:ARG:HG3	3:M:21:TYR:CE1	2.37	0.58
4:T:15:ARG:NH1	4:T:104:ILE:HD13	2.19	0.58
2:D:136:TYR:CD1	3:N:134:PHE:CE2	2.91	0.58
1:I:11:ILE:O	1:I:14:ILE:N	2.36	0.58
3:O:79:LEU:O	3:O:82:SER:N	2.36	0.58
1:K:80:THR:HG23	4:W:142:GLN:HE21	1.68	0.58
3:M:9:LEU:CD2	3:M:15:VAL:HA	2.34	0.58
1:A:154:ARG:HH21	1:A:182:LEU:CD2	2.16	0.58
1:C:190:VAL:O	1:C:191:LEU:C	2.42	0.58
1:E:187:ASN:ND2	1:E:188:HIS:N	2.52	0.58
3:R:253:ILE:HD12	3:R:253:ILE:N	2.18	0.58
2:L:441:GLU:HG2	2:L:442:PRO:CD	2.33	0.58
1:I:487:LEU:HG	1:I:487:LEU:O	2.03	0.58
1:A:326:TYR:CE1	1:A:360:SER:HB3	2.36	0.58
1:A:367:GLU:O	1:A:370:PHE:HB2	2.03	0.58
2:B:486:THR:CG2	2:B:487:ALA:N	2.67	0.58
1:E:470:GLN:O	1:E:471:PRO:C	2.42	0.58
2:L:486:THR:CG2	2:L:487:ALA:N	2.67	0.58
1:G:350:ILE:HD13	1:G:368:LEU:HD21	1.86	0.58
1:C:470:GLN:O	1:C:471:PRO:C	2.42	0.58
2:L:566:TYR:HE2	2:L:578:PRO:HG2	1.68	0.58
3:O:62:HIS:O	3:O:63:ASN:C	2.41	0.58
2:B:136:TYR:CD1	3:M:134:PHE:CE2	2.91	0.58
2:B:147:LYS:O	2:B:151:ILE:HG13	2.03	0.58
2:B:566:TYR:HE2	2:B:578:PRO:HG2	1.68	0.58
3:N:77:VAL:O	3:N:78:SER:C	2.42	0.58
4:S:83:LEU:O	4:S:86:ARG:N	2.37	0.58
1:G:27:ILE:HG23	1:G:56:MET:SD	2.43	0.58
2:F:136:TYR:CD1	3:O:134:PHE:CE2	2.91	0.58
3:P:334:TRP:CE2	3:P:336:PRO:HG3	2.38	0.58
3:O:334:TRP:CE2	3:O:336:PRO:HG3	2.38	0.58
4:U:129:LYS:O	4:U:130:SER:C	2.42	0.58

Continued on next page...

Continued from previous page...

Atom-1	Atom-2	Interatomic distance (Å)	Clash overlap (Å)
1:K:219:LEU:HD13	1:K:253:LEU:HD23	1.84	0.58
1:G:154:ARG:HH21	1:G:182:LEU:CD2	2.16	0.58
2:D:164:THR:HG22	2:D:168:LEU:CD1	2.31	0.58
3:N:409:VAL:CG1	3:N:410:ARG:N	2.67	0.58
1:I:396:PHE:CD1	1:I:396:PHE:N	2.71	0.58
4:S:22:ALA:O	4:S:23:THR:OG1	2.22	0.58
2:D:225:CYS:C	2:D:227:GLY:H	2.06	0.58
1:A:527:LEU:O	1:A:528:THR:C	2.42	0.58
1:E:434:ARG:HG3	1:E:436:ASP:OD1	2.04	0.58
1:E:473:VAL:CG2	1:E:474:GLN:H	2.17	0.58
1:E:529:ALA:HA	1:E:532:LYS:CG	2.31	0.58
2:F:490:LYS:HG2	2:F:542:LEU:HD21	1.84	0.58
1:K:527:LEU:O	1:K:528:THR:C	2.42	0.58
2:L:466:LEU:H	2:L:466:LEU:CD1	2.17	0.58
1:G:521:VAL:CG1	1:G:522:THR:N	2.67	0.58
1:I:560:GLN:O	1:I:561:GLN:C	2.43	0.58
2:D:426:GLU:O	2:D:427:SER:C	2.41	0.58
2:L:175:MET:O	2:L:178:ALA:HB3	2.04	0.58
2:L:211:LEU:HD11	2:L:223:LEU:HD21	1.86	0.58
2:L:67:LYS:O	2:L:70:TYR:HB2	2.03	0.58
2:B:211:LEU:HD11	2:B:223:LEU:HD21	1.86	0.58
2:H:175:MET:O	2:H:178:ALA:HB3	2.04	0.58
2:H:55:VAL:C	2:H:57:CYS:H	2.07	0.58
2:D:139:LYS:HD3	2:D:175:MET:HE2	1.84	0.58
2:D:67:LYS:O	2:D:70:TYR:HB2	2.03	0.58
3:N:131:LEU:O	3:N:134:PHE:N	2.34	0.58
1:A:58:MET:HE1	4:S:15:ARG:O	2.03	0.58
4:S:107:PHE:O	4:S:108:GLU:C	2.42	0.58
4:S:76:ASN:HD21	4:S:79:ILE:H	1.50	0.58
3:P:62:HIS:O	3:P:63:ASN:C	2.41	0.58
2:F:147:LYS:O	2:F:151:ILE:HG13	2.03	0.58
2:F:38:ILE:HG12	2:F:39:ALA:N	2.19	0.58
2:F:69:VAL:O	2:F:72:TYR:HB3	2.04	0.58
3:P:312:ILE:HB	3:P:343:TRP:HB3	1.86	0.58
1:E:96:ARG:O	1:E:99:VAL:HG22	2.04	0.58
3:V:99:GLU:O	3:V:100:GLU:C	2.41	0.58
2:J:369:PHE:O	2:J:370:VAL:C	2.41	0.58
1:A:270:ILE:HG23	1:A:271:LEU:N	2.19	0.58
1:C:270:ILE:HG23	1:C:271:LEU:N	2.19	0.58
1:G:194:SER:O	1:G:197:LEU:HB3	2.04	0.58
2:F:16:PHE:O	2:F:17:GLU:C	2.42	0.58

Continued on next page...

Continued from previous page...

Atom-1	Atom-2	Interatomic distance (Å)	Clash overlap (Å)
1:I:219:LEU:HD13	1:I:253:LEU:HD23	1.85	0.58
3:M:409:VAL:CG1	3:M:410:ARG:N	2.67	0.58
3:M:185:ALA:C	3:M:187:GLY:N	2.57	0.58
3:N:5:ALA:HB3	3:N:70:THR:HB	1.86	0.58
1:E:451:MET:O	1:E:452:HIS:C	2.42	0.57
1:E:519:THR:HG22	1:E:520:SER:N	2.19	0.57
1:E:561:GLN:CG	2:F:522:ARG:NH2	2.67	0.57
1:I:506:LEU:HD12	1:I:543:ARG:HD3	1.85	0.57
2:J:415:LYS:HD2	2:J:447:ALA:CB	2.34	0.57
1:C:434:ARG:HG3	1:C:436:ASP:OD1	2.04	0.57
2:J:570:LEU:HD11	3:R:75:ALA:H	1.69	0.57
2:H:211:LEU:HD11	2:H:223:LEU:HD21	1.86	0.57
1:C:135:CYS:CB	1:C:164:VAL:HG13	2.22	0.57
2:D:113:ILE:HG22	2:D:115:VAL:H	1.68	0.57
2:D:570:LEU:HD11	3:N:75:ALA:H	1.69	0.57
2:D:69:VAL:O	2:D:72:TYR:HB3	2.04	0.57
4:S:106:ASN:O	4:S:107:PHE:C	2.43	0.57
2:F:570:LEU:HD11	3:O:75:ALA:H	1.69	0.57
4:U:79:ILE:CG2	4:U:80:THR:N	2.66	0.57
3:M:99:GLU:O	3:M:100:GLU:C	2.41	0.57
3:P:9:LEU:CD2	3:P:15:VAL:HA	2.34	0.57
3:V:376:ILE:HG22	3:V:420:LEU:O	2.04	0.57
3:N:376:ILE:HG22	3:N:420:LEU:O	2.04	0.57
1:A:187:ASN:ND2	1:A:188:HIS:N	2.52	0.57
1:A:194:SER:O	1:A:197:LEU:HB3	2.04	0.57
1:A:274:VAL:HG11	1:A:292:THR:CG2	2.32	0.57
1:C:323:ASN:O	1:C:324:ILE:C	2.40	0.57
1:K:194:SER:O	1:K:197:LEU:HB3	2.04	0.57
1:G:219:LEU:HD13	1:G:253:LEU:HD23	1.84	0.57
1:I:187:ASN:ND2	1:I:188:HIS:N	2.52	0.57
3:R:178:ALA:CB	3:R:415:ASN:HB2	2.33	0.57
3:O:235:ASP:OD1	3:O:236:VAL:N	2.36	0.57
2:J:14:GLU:O	2:J:15:ILE:C	2.42	0.57
4:U:30:LYS:CB	4:U:30:LYS:HZ2	2.16	0.57
3:O:399:GLU:HG2	3:O:401:SER:OG	2.04	0.57
3:V:399:GLU:HG2	3:V:401:SER:OG	2.04	0.57
3:M:399:GLU:HG2	3:M:401:SER:OG	2.04	0.57
4:S:5:MET:HG3	4:S:68:CYS:O	2.04	0.57
3:R:316:VAL:HG22	3:R:340:GLU:HA	1.84	0.57
3:M:5:ALA:HB3	3:M:70:THR:HB	1.86	0.57
2:F:225:CYS:C	2:F:227:GLY:H	2.06	0.57

Continued on next page...

Continued from previous page...

Atom-1	Atom-2	Interatomic distance (Å)	Clash overlap (Å)
1:E:442:ILE:HD11	1:E:475:VAL:HG13	1.86	0.57
2:F:482:LEU:O	2:F:483:GLN:C	2.41	0.57
1:K:389:LEU:HA	1:K:392:CYS:SG	2.44	0.57
1:K:463:ILE:HD11	1:K:476:ALA:CB	2.34	0.57
2:L:415:LYS:HD2	2:L:447:ALA:CB	2.34	0.57
1:G:451:MET:O	1:G:452:HIS:C	2.42	0.57
1:I:368:LEU:O	1:I:371:ALA:N	2.38	0.57
1:I:442:ILE:HD11	1:I:475:VAL:HG13	1.86	0.57
2:J:466:LEU:CD1	2:J:466:LEU:H	2.17	0.57
2:J:175:MET:O	2:J:178:ALA:HB3	2.04	0.57
2:L:55:VAL:C	2:L:57:CYS:H	2.07	0.57
3:M:77:VAL:O	3:M:78:SER:C	2.42	0.57
1:C:96:ARG:O	1:C:99:VAL:HG22	2.04	0.57
2:D:311:GLN:HG2	2:D:555:ILE:HD12	1.84	0.57
1:G:96:ARG:O	1:G:99:VAL:HG22	2.04	0.57
4:Q:79:ILE:CG2	4:Q:80:THR:N	2.66	0.57
4:U:83:LEU:O	4:U:86:ARG:N	2.37	0.57
2:B:355:LEU:O	2:B:356:ALA:C	2.43	0.57
3:V:334:TRP:CE2	3:V:336:PRO:HG3	2.38	0.57
2:J:355:LEU:O	2:J:356:ALA:C	2.42	0.57
1:K:270:ILE:HG23	1:K:271:LEU:N	2.19	0.57
1:E:313:LEU:O	1:E:316:PHE:N	2.33	0.57
3:N:415:ASN:CG	3:N:416:GLY:H	2.06	0.57
3:P:415:ASN:CG	3:P:416:GLY:H	2.05	0.57
3:M:235:ASP:OD1	3:M:236:VAL:N	2.36	0.57
3:V:266:SER:O	3:V:267:TYR:HB3	2.03	0.57
3:N:399:GLU:HG2	3:N:401:SER:OG	2.04	0.57
2:B:420:LYS:HB3	2:B:421:TYR:CD2	2.38	0.57
1:A:491:GLN:HB3	1:G:276:THR:O	2.04	0.57
1:A:396:PHE:N	1:A:396:PHE:CD1	2.71	0.57
4:W:5:MET:HG3	4:W:68:CYS:O	2.04	0.57
4:T:5:MET:HG3	4:T:68:CYS:O	2.04	0.57
3:P:5:ALA:HB3	3:P:70:THR:HB	1.86	0.57
1:A:313:LEU:HD23	1:A:313:LEU:N	2.20	0.57
1:A:350:ILE:HD13	1:A:368:LEU:HD21	1.86	0.57
1:A:521:VAL:CG1	1:A:522:THR:N	2.67	0.57
1:E:521:VAL:CG1	1:E:522:THR:N	2.67	0.57
1:E:527:LEU:O	1:E:528:THR:C	2.42	0.57
1:E:482:GLU:CB	1:E:584:MET:SD	2.76	0.57
1:K:368:LEU:O	1:K:371:ALA:N	2.38	0.57
1:G:473:VAL:CG2	1:G:474:GLN:N	2.68	0.57

Continued on next page...

Continued from previous page...

Atom-1	Atom-2	Interatomic distance (Å)	Clash overlap (Å)
1:I:367:GLU:O	1:I:370:PHE:HB2	2.03	0.57
1:I:344:GLN:HE21	1:I:374:ASN:HD22	1.53	0.57
1:I:473:VAL:CG2	1:I:474:GLN:N	2.68	0.57
1:C:473:VAL:CG2	1:C:474:GLN:H	2.17	0.57
2:D:486:THR:CG2	2:D:487:ALA:N	2.67	0.57
2:J:566:TYR:HE2	2:J:578:PRO:HG2	1.68	0.57
2:L:69:VAL:O	2:L:72:TYR:HB3	2.04	0.57
2:H:566:TYR:HE2	2:H:578:PRO:HG2	1.68	0.57
2:H:67:LYS:O	2:H:70:TYR:HB2	2.03	0.57
1:I:96:ARG:O	1:I:99:VAL:HG22	2.04	0.57
1:K:7:LEU:O	1:K:10:LEU:HB3	2.03	0.57
4:W:79:ILE:CG2	4:W:80:THR:N	2.66	0.57
4:U:61:ARG:HG2	4:U:61:ARG:HH11	1.70	0.57
4:U:83:LEU:O	4:U:86:ARG:HB3	2.03	0.57
2:L:297:GLU:HB3	3:V:81:PHE:CD2	2.38	0.57
1:A:172:MET:H	1:A:172:MET:CE	2.14	0.57
1:I:270:ILE:HG23	1:I:271:LEU:N	2.19	0.57
3:P:253:ILE:N	3:P:253:ILE:HD12	2.18	0.57
3:N:235:ASP:OD1	3:N:236:VAL:N	2.37	0.57
1:I:313:LEU:N	1:I:313:LEU:HD23	2.20	0.57
3:M:17:ILE:C	3:M:17:ILE:HD13	2.25	0.57
3:V:409:VAL:CG1	3:V:410:ARG:N	2.67	0.57
3:V:321:ASP:CG	3:V:322:SER:N	2.55	0.57
2:H:421:TYR:CD2	2:H:421:TYR:N	2.68	0.57
4:T:100:GLU:O	4:T:101:LEU:C	2.41	0.57
4:U:99:CYS:SG	4:U:100:GLU:N	2.77	0.57
3:P:162:GLU:HG3	3:P:163:GLY:H	1.69	0.57
1:K:521:VAL:CG1	1:K:522:THR:N	2.67	0.57
2:L:482:LEU:O	2:L:483:GLN:C	2.41	0.57
2:H:466:LEU:CD1	2:H:466:LEU:H	2.17	0.57
1:C:400:CYS:O	1:C:401:ALA:C	2.42	0.57
2:D:415:LYS:HD2	2:D:447:ALA:CB	2.34	0.57
2:J:257:LEU:HD11	2:J:568:GLY:N	2.19	0.57
2:D:60:THR:CG2	2:D:61:ASP:H	2.05	0.57
4:Q:15:ARG:NH1	4:Q:104:ILE:HD13	2.19	0.57
2:F:139:LYS:O	2:F:142:ALA:HB3	2.05	0.57
2:F:175:MET:O	2:F:178:ALA:HB3	2.04	0.57
4:W:106:ASN:O	4:W:107:PHE:C	2.43	0.57
4:W:83:LEU:O	4:W:86:ARG:N	2.37	0.57
4:U:106:ASN:O	4:U:107:PHE:C	2.43	0.57
4:U:15:ARG:NH1	4:U:104:ILE:HD13	2.19	0.57

Continued on next page...

Continued from previous page...

Atom-1	Atom-2	Interatomic distance (Å)	Clash overlap (Å)
3:P:376:ILE:HG22	3:P:420:LEU:O	2.05	0.57
1:K:254:ARG:O	1:K:299:ILE:HD11	2.05	0.57
1:E:190:VAL:O	1:E:191:LEU:C	2.41	0.57
1:E:270:ILE:HG23	1:E:271:LEU:N	2.19	0.57
1:I:190:VAL:O	1:I:191:LEU:C	2.42	0.57
1:I:194:SER:O	1:I:197:LEU:HB3	2.04	0.57
3:R:390:ILE:HG22	3:R:391:GLN:N	2.19	0.57
3:P:286:HIS:CG	3:P:287:SER:H	2.20	0.57
4:X:99:CYS:SG	4:X:100:GLU:N	2.77	0.57
3:O:5:ALA:HB3	3:O:70:THR:HB	1.86	0.57
1:K:487:LEU:O	1:K:487:LEU:HG	2.03	0.57
1:A:434:ARG:HG3	1:A:436:ASP:OD1	2.04	0.57
1:A:506:LEU:HD12	1:A:543:ARG:HD3	1.85	0.57
1:E:344:GLN:HE21	1:E:374:ASN:HD22	1.53	0.57
1:E:473:VAL:CG2	1:E:474:GLN:N	2.67	0.57
2:F:415:LYS:HD2	2:F:447:ALA:CB	2.34	0.57
2:F:486:THR:CG2	2:F:487:ALA:N	2.67	0.57
1:K:344:GLN:HE21	1:K:374:ASN:HD22	1.53	0.57
1:K:561:GLN:CG	2:L:522:ARG:NH2	2.67	0.57
1:G:430:GLY:HA2	1:G:433:VAL:HG23	1.87	0.57
1:G:463:ILE:HD11	1:G:476:ALA:CB	2.34	0.57
2:H:446:ALA:HA	2:H:480:VAL:HG23	1.86	0.57
1:I:389:LEU:HA	1:I:392:CYS:SG	2.44	0.57
1:I:519:THR:HG22	1:I:520:SER:N	2.19	0.57
2:J:445:ARG:O	2:J:446:ALA:C	2.40	0.57
1:C:463:ILE:HD11	1:C:476:ALA:CB	2.34	0.57
2:D:446:ALA:HA	2:D:480:VAL:HG23	1.86	0.57
2:B:139:LYS:O	2:B:142:ALA:HB3	2.05	0.57
3:M:125:THR:O	3:M:126:THR:OG1	2.22	0.57
2:H:566:TYR:O	2:H:572:SER:HB2	2.04	0.57
4:T:7:LEU:HD23	4:T:66:TYR:O	2.03	0.57
2:D:257:LEU:HD11	2:D:568:GLY:N	2.19	0.57
2:D:317:LEU:N	2:D:317:LEU:HD22	2.13	0.57
4:S:61:ARG:HH11	4:S:61:ARG:HG2	1.70	0.57
1:I:74:ILE:N	1:I:74:ILE:HD12	2.19	0.57
4:X:106:ASN:O	4:X:107:PHE:C	2.43	0.57
1:K:103:MET:CE	1:K:103:MET:HA	2.35	0.57
1:K:96:ARG:O	1:K:99:VAL:HG22	2.04	0.57
2:L:355:LEU:O	2:L:356:ALA:C	2.43	0.57
2:F:387:SER:HA	2:F:390:ARG:CD	2.26	0.57
2:L:38:ILE:HG12	2:L:39:ALA:N	2.19	0.57

Continued on next page...

Continued from previous page...

Atom-1	Atom-2	Interatomic distance (Å)	Clash overlap (Å)
3:O:278:TRP:O	3:O:279:ILE:HG13	2.05	0.57
3:M:376:ILE:HG22	3:M:420:LEU:O	2.05	0.57
1:I:254:ARG:O	1:I:299:ILE:HD11	2.05	0.57
3:M:390:ILE:HG22	3:M:391:GLN:N	2.19	0.57
3:O:390:ILE:HG22	3:O:391:GLN:N	2.19	0.57
4:T:30:LYS:CB	4:T:30:LYS:HZ2	2.16	0.57
3:R:4:SER:HB3	3:R:22:ARG:HB3	1.85	0.57
1:A:168:VAL:HG12	1:A:168:VAL:O	2.05	0.57
1:A:463:ILE:HD11	1:A:476:ALA:CB	2.34	0.57
1:A:519:THR:HG22	1:A:520:SER:N	2.19	0.57
1:E:366:MET:O	1:E:367:GLU:C	2.43	0.57
1:K:524:GLY:O	1:K:526:ALA:N	2.38	0.57
2:H:429:ILE:HG22	2:H:430:ALA:N	2.18	0.57
1:I:451:MET:O	1:I:452:HIS:C	2.42	0.57
2:D:487:ALA:O	2:D:488:ILE:C	2.43	0.57
2:B:191:HIS:HA	2:B:195:ASN:HD22	1.70	0.57
3:M:129:LYS:C	3:M:131:LEU:H	2.06	0.57
2:H:257:LEU:HD11	2:H:568:GLY:N	2.19	0.57
2:H:316:ILE:HB	2:H:317:LEU:HD13	1.87	0.57
2:D:38:ILE:HG12	2:D:39:ALA:N	2.19	0.57
1:G:74:ILE:HD12	1:G:74:ILE:N	2.19	0.57
4:Q:106:ASN:O	4:Q:107:PHE:C	2.43	0.57
2:F:141:ALA:HA	2:F:144:CYS:HG	1.69	0.57
4:W:107:PHE:O	4:W:108:GLU:C	2.42	0.57
1:E:103:MET:CE	1:E:103:MET:HA	2.34	0.57
4:U:107:PHE:O	4:U:108:GLU:C	2.42	0.57
2:H:369:PHE:O	2:H:370:VAL:C	2.41	0.57
2:D:387:SER:HA	2:D:390:ARG:CD	2.26	0.57
1:C:115:THR:HG22	1:C:116:GLN:N	2.17	0.57
3:M:266:SER:O	3:M:267:TYR:HB3	2.03	0.57
3:P:235:ASP:OD1	3:P:236:VAL:N	2.36	0.57
3:N:9:LEU:CD2	3:N:15:VAL:HA	2.34	0.57
2:D:441:GLU:HG2	2:D:442:PRO:CD	2.33	0.57
1:E:396:PHE:N	1:E:396:PHE:CD1	2.71	0.57
4:Q:22:ALA:O	4:Q:23:THR:OG1	2.22	0.57
1:A:368:LEU:O	1:A:371:ALA:N	2.38	0.57
1:A:473:VAL:CG2	1:A:474:GLN:H	2.17	0.57
1:E:424:ARG:HG2	1:E:424:ARG:NH1	2.20	0.57
1:K:350:ILE:HD13	1:K:368:LEU:HD21	1.86	0.57
1:G:368:LEU:O	1:G:371:ALA:N	2.38	0.57
1:G:434:ARG:HG3	1:G:436:ASP:OD1	2.04	0.57

Continued on next page...

Continued from previous page...

Atom-1	Atom-2	Interatomic distance (Å)	Clash overlap (Å)
1:I:424:ARG:HG2	1:I:424:ARG:NH1	2.20	0.57
1:C:473:VAL:CG2	1:C:474:GLN:N	2.67	0.57
1:C:529:ALA:HA	1:C:532:LYS:CG	2.31	0.57
2:D:429:ILE:HG22	2:D:430:ALA:N	2.18	0.57
3:R:129:LYS:C	3:R:131:LEU:H	2.06	0.57
3:R:77:VAL:O	3:R:78:SER:C	2.42	0.57
3:M:62:HIS:O	3:M:63:ASN:C	2.41	0.57
2:B:316:ILE:HB	2:B:317:LEU:HD13	1.87	0.57
2:B:55:VAL:C	2:B:57:CYS:H	2.07	0.57
1:G:53:LEU:O	1:G:56:MET:HB2	2.05	0.57
4:Q:52:TRP:O	4:Q:53:ARG:C	2.43	0.57
1:I:53:LEU:O	1:I:56:MET:HB2	2.05	0.57
4:X:107:PHE:O	4:X:108:GLU:C	2.42	0.57
4:X:52:TRP:O	4:X:53:ARG:C	2.43	0.57
2:F:566:TYR:O	2:F:569:THR:CB	2.47	0.57
1:A:254:ARG:O	1:A:299:ILE:HD11	2.05	0.57
1:E:194:SER:O	1:E:197:LEU:HB3	2.04	0.57
1:I:250:LEU:HA	1:I:253:LEU:CD1	2.35	0.57
3:P:266:SER:O	3:P:267:TYR:HB3	2.03	0.57
3:P:390:ILE:HG22	3:P:391:GLN:N	2.19	0.57
3:V:185:ALA:C	3:V:187:GLY:N	2.57	0.57
3:O:4:SER:HB3	3:O:22:ARG:HB3	1.85	0.57
4:U:5:MET:HG3	4:U:68:CYS:O	2.04	0.57
1:K:544:ILE:HG22	1:K:545:LYS:N	2.20	0.57
3:V:5:ALA:HB3	3:V:70:THR:HB	1.86	0.57
4:T:22:ALA:O	4:T:23:THR:OG1	2.22	0.57
2:B:45:LYS:HG2	2:B:46:ASP:H	1.70	0.57
1:A:442:ILE:HD11	1:A:475:VAL:HG13	1.86	0.57
1:A:473:VAL:CG2	1:A:474:GLN:N	2.67	0.57
2:B:473:PHE:CG	2:B:474:HIS:N	2.64	0.57
2:B:491:LEU:HD13	2:B:499:THR:HG22	1.87	0.57
1:E:368:LEU:O	1:E:371:ALA:N	2.38	0.57
2:L:429:ILE:HG22	2:L:430:ALA:N	2.18	0.57
1:G:344:GLN:HE21	1:G:374:ASN:HD22	1.53	0.57
1:I:434:ARG:HG3	1:I:436:ASP:OD1	2.04	0.57
1:C:350:ILE:HD13	1:C:368:LEU:HD21	1.86	0.57
1:C:366:MET:O	1:C:367:GLU:C	2.43	0.57
1:C:451:MET:O	1:C:452:HIS:C	2.42	0.57
1:C:508:ILE:HD12	1:C:508:ILE:N	2.20	0.57
2:D:466:LEU:H	2:D:466:LEU:CD1	2.17	0.57
2:J:31:LYS:CE	2:J:64:GLU:HG2	2.35	0.57

Continued on next page...

Continued from previous page...

Atom-1	Atom-2	Interatomic distance (Å)	Clash overlap (Å)
2:B:144:CYS:HA	2:B:147:LYS:HD2	1.85	0.57
2:B:31:LYS:CE	2:B:64:GLU:HG2	2.35	0.57
2:B:38:ILE:HG12	2:B:39:ALA:N	2.19	0.57
4:T:106:ASN:O	4:T:107:PHE:C	2.43	0.57
2:D:113:ILE:HG22	2:D:114:ARG:N	2.17	0.57
2:D:316:ILE:HB	2:D:317:LEU:HD13	1.87	0.57
2:D:55:VAL:C	2:D:57:CYS:H	2.07	0.57
1:G:131:SER:O	1:G:132:SER:C	2.43	0.57
1:I:131:SER:O	1:I:132:SER:C	2.43	0.57
4:W:15:ARG:NH1	4:W:104:ILE:HD13	2.19	0.57
2:B:385:GLU:C	2:B:387:SER:H	2.06	0.57
3:O:376:ILE:HG22	3:O:420:LEU:O	2.04	0.57
3:V:312:ILE:HB	3:V:343:TRP:HB3	1.86	0.57
4:S:129:LYS:O	4:S:130:SER:C	2.42	0.57
1:C:267:MET:HE1	1:C:299:ILE:HD13	1.85	0.57
1:C:289:LEU:O	1:C:290:TYR:C	2.43	0.57
1:C:313:LEU:HD23	1:C:313:LEU:N	2.20	0.57
1:G:313:LEU:N	1:G:313:LEU:HD23	2.19	0.57
2:B:16:PHE:O	2:B:17:GLU:C	2.42	0.57
2:L:16:PHE:O	2:L:17:GLU:C	2.42	0.57
3:R:17:ILE:HD13	3:R:17:ILE:C	2.25	0.57
3:M:390:ILE:HG22	3:M:391:GLN:H	1.70	0.57
3:O:409:VAL:CG1	3:O:410:ARG:N	2.67	0.57
1:G:396:PHE:CD1	1:G:396:PHE:N	2.71	0.57
4:W:99:CYS:SG	4:W:100:GLU:N	2.77	0.57
2:J:45:LYS:HG2	2:J:46:ASP:H	1.70	0.57
1:A:478:TRP:HE3	1:A:478:TRP:HA	1.67	0.57
2:F:521:ASP:C	2:F:523:GLY:N	2.55	0.57
1:K:434:ARG:HG3	1:K:436:ASP:OD1	2.04	0.57
1:K:442:ILE:HD11	1:K:475:VAL:HG13	1.86	0.57
1:G:413:PRO:HD2	1:G:417:TRP:CE3	2.40	0.57
2:H:486:THR:CG2	2:H:487:ALA:N	2.67	0.57
1:I:350:ILE:HD13	1:I:368:LEU:HD21	1.86	0.57
1:I:413:PRO:HD2	1:I:417:TRP:CE3	2.40	0.57
1:I:561:GLN:CG	2:J:522:ARG:NH2	2.67	0.57
1:C:372:LEU:H	1:C:372:LEU:HD12	1.68	0.57
1:C:424:ARG:HG2	1:C:424:ARG:NH1	2.20	0.57
2:L:139:LYS:O	2:L:142:ALA:HB3	2.05	0.57
2:L:569:THR:O	2:L:572:SER:CB	2.53	0.57
3:V:77:VAL:O	3:V:78:SER:C	2.42	0.57
3:O:63:ASN:O	3:O:64:ASN:HB3	2.05	0.57

Continued on next page...

Continued from previous page...

Atom-1	Atom-2	Interatomic distance (Å)	Clash overlap (Å)
2:B:39:ALA:O	2:B:41:MET:N	2.38	0.57
2:B:69:VAL:O	2:B:72:TYR:HB3	2.04	0.57
2:H:143:VAL:O	2:H:144:CYS:C	2.43	0.57
2:H:566:TYR:O	2:H:569:THR:CB	2.47	0.57
3:R:63:ASN:O	3:R:64:ASN:HB3	2.05	0.57
1:C:129:MET:O	1:C:130:GLY:C	2.44	0.57
2:D:144:CYS:HA	2:D:147:LYS:HD2	1.85	0.57
2:D:175:MET:O	2:D:178:ALA:HB3	2.04	0.57
2:D:566:TYR:O	2:D:572:SER:HB2	2.03	0.57
1:G:129:MET:O	1:G:130:GLY:C	2.44	0.57
1:G:58:MET:HE1	4:Q:15:ARG:O	2.04	0.57
1:I:283:ASN:CG	1:I:284:VAL:N	2.58	0.57
1:I:55:TYR:O	1:I:56:MET:C	2.43	0.57
4:X:61:ARG:HG2	4:X:61:ARG:HH11	1.70	0.57
2:F:211:LEU:HD11	2:F:223:LEU:HD21	1.86	0.57
2:F:316:ILE:HB	2:F:317:LEU:HD13	1.87	0.57
1:E:53:LEU:O	1:E:56:MET:HB2	2.05	0.57
3:V:9:LEU:CD2	3:V:15:VAL:HA	2.34	0.57
1:K:430:GLY:HA2	1:K:433:VAL:HG23	1.87	0.57
1:C:187:ASN:ND2	1:C:188:HIS:N	2.52	0.57
1:G:190:VAL:O	1:G:191:LEU:C	2.41	0.57
1:E:313:LEU:N	1:E:313:LEU:HD23	2.19	0.57
1:K:313:LEU:HD23	1:K:313:LEU:N	2.20	0.57
2:D:16:PHE:O	2:D:17:GLU:C	2.42	0.57
3:P:390:ILE:HG22	3:P:391:GLN:H	1.70	0.57
3:V:390:ILE:HG22	3:V:391:GLN:N	2.19	0.57
1:C:396:PHE:N	1:C:396:PHE:CD1	2.71	0.57
4:S:100:GLU:O	4:S:101:LEU:C	2.41	0.57
1:E:168:VAL:HG12	1:E:168:VAL:O	2.05	0.57
1:E:430:GLY:HA2	1:E:433:VAL:HG23	1.87	0.57
1:E:524:GLY:O	1:E:526:ALA:N	2.38	0.57
1:E:560:GLN:O	1:E:561:GLN:C	2.43	0.57
2:F:491:LEU:HD13	2:F:499:THR:HG22	1.87	0.57
1:G:519:THR:HG22	1:G:520:SER:N	2.19	0.57
2:H:494:LYS:C	2:H:496:PRO:CD	2.67	0.57
2:H:491:LEU:HD13	2:H:499:THR:HG22	1.87	0.57
1:I:372:LEU:HD12	1:I:372:LEU:H	1.68	0.57
1:I:524:GLY:O	1:I:526:ALA:N	2.38	0.57
2:J:486:THR:CG2	2:J:487:ALA:N	2.67	0.57
1:C:524:GLY:O	1:C:526:ALA:N	2.38	0.57
1:C:560:GLN:O	1:C:561:GLN:C	2.43	0.57

Continued on next page...

Continued from previous page...

Atom-1	Atom-2	Interatomic distance (Å)	Clash overlap (Å)
2:J:139:LYS:O	2:J:142:ALA:HB3	2.05	0.57
2:J:143:VAL:O	2:J:144:CYS:C	2.43	0.57
2:J:39:ALA:O	2:J:41:MET:N	2.38	0.57
2:J:88:VAL:HG11	2:J:121:TYR:HD2	1.69	0.57
2:L:316:ILE:HB	2:L:317:LEU:HD13	1.87	0.57
2:B:143:VAL:O	2:B:144:CYS:C	2.43	0.57
2:H:38:ILE:HG12	2:H:39:ALA:N	2.19	0.57
2:H:570:LEU:HD11	3:P:75:ALA:H	1.69	0.57
1:A:283:ASN:CG	1:A:284:VAL:N	2.59	0.57
3:R:312:ILE:HB	3:R:343:TRP:HB3	1.86	0.57
1:E:131:SER:O	1:E:132:SER:C	2.43	0.57
1:E:135:CYS:CB	1:E:164:VAL:HG13	2.22	0.57
1:E:283:ASN:CG	1:E:284:VAL:N	2.59	0.57
3:P:48:PRO:O	3:P:49:ILE:HD13	2.05	0.57
3:V:48:PRO:O	3:V:49:ILE:HD13	2.05	0.57
2:L:39:ALA:O	2:L:41:MET:N	2.38	0.57
3:P:278:TRP:O	3:P:279:ILE:HG13	2.05	0.57
1:C:194:SER:O	1:C:197:LEU:HB3	2.04	0.57
1:K:187:ASN:ND2	1:K:188:HIS:N	2.52	0.57
3:N:17:ILE:HD13	3:N:17:ILE:C	2.25	0.57
3:R:390:ILE:HG22	3:R:391:GLN:H	1.70	0.57
3:O:185:ALA:C	3:O:187:GLY:N	2.57	0.57
3:O:286:HIS:CG	3:O:287:SER:H	2.20	0.57
3:V:162:GLU:HG3	3:V:163:GLY:H	1.69	0.57
1:A:344:GLN:HE21	1:A:374:ASN:HD22	1.53	0.56
1:A:470:GLN:O	1:A:471:PRO:C	2.42	0.56
2:B:446:ALA:HA	2:B:480:VAL:HG23	1.86	0.56
1:E:413:PRO:HD2	1:E:417:TRP:CE3	2.40	0.56
2:F:521:ASP:O	2:F:523:GLY:N	2.38	0.56
1:K:473:VAL:CG2	1:K:474:GLN:H	2.17	0.56
1:K:560:GLN:O	1:K:561:GLN:C	2.43	0.56
1:G:561:GLN:CG	2:H:522:ARG:NH2	2.67	0.56
1:I:446:THR:HG23	1:I:447:ASN:H	1.70	0.56
1:C:430:GLY:HA2	1:C:433:VAL:HG23	1.87	0.56
2:J:256:VAL:O	2:J:260:VAL:HG23	2.05	0.56
2:J:38:ILE:HG12	2:J:39:ALA:N	2.19	0.56
2:J:569:THR:CG2	2:J:570:LEU:N	2.68	0.56
2:L:257:LEU:HD11	2:L:568:GLY:N	2.19	0.56
2:B:256:VAL:O	2:B:260:VAL:HG23	2.05	0.56
2:B:569:THR:O	2:B:572:SER:CB	2.53	0.56
2:H:31:LYS:CE	2:H:64:GLU:HG2	2.35	0.56

Continued on next page...

Continued from previous page...

Atom-1	Atom-2	Interatomic distance (Å)	Clash overlap (Å)
1:C:103:MET:CE	1:C:103:MET:HA	2.35	0.56
2:D:569:THR:O	2:D:572:SER:CB	2.53	0.56
4:Q:90:LEU:H	4:Q:90:LEU:CD2	2.18	0.56
2:F:100:PRO:O	2:F:101:LEU:C	2.43	0.56
3:V:25:VAL:O	3:V:25:VAL:HG12	2.05	0.56
2:H:355:LEU:O	2:H:356:ALA:C	2.43	0.56
2:L:389:GLU:O	2:L:390:ARG:C	2.44	0.56
4:X:129:LYS:O	4:X:130:SER:C	2.42	0.56
3:M:314:ILE:HB	3:M:341:ILE:CG2	2.29	0.56
3:V:278:TRP:O	3:V:279:ILE:HG13	2.05	0.56
1:G:187:ASN:ND2	1:G:188:HIS:N	2.52	0.56
2:J:164:THR:HG22	2:J:168:LEU:CD1	2.31	0.56
4:S:52:TRP:O	4:S:53:ARG:C	2.43	0.56
3:N:390:ILE:HG22	3:N:391:GLN:N	2.19	0.56
3:O:390:ILE:HG22	3:O:391:GLN:H	1.70	0.56
3:P:399:GLU:HG2	3:P:401:SER:OG	2.04	0.56
4:Q:5:MET:HG3	4:Q:68:CYS:O	2.04	0.56
3:M:162:GLU:HG3	3:M:163:GLY:H	1.69	0.56
2:F:45:LYS:HG2	2:F:46:ASP:H	1.70	0.56
1:A:519:THR:HB	1:A:521:VAL:HG12	1.87	0.56
1:A:524:GLY:O	1:A:526:ALA:N	2.38	0.56
1:A:478:TRP:CH2	1:A:532:LYS:NZ	2.73	0.56
2:B:492:PHE:CB	2:B:503:VAL:HG21	2.35	0.56
2:F:446:ALA:HA	2:F:480:VAL:HG23	1.86	0.56
2:F:488:ILE:HG22	2:F:503:VAL:HG22	1.87	0.56
1:C:368:LEU:O	1:C:371:ALA:N	2.38	0.56
1:C:519:THR:HB	1:C:521:VAL:HG12	1.87	0.56
2:J:126:LEU:O	2:J:127:ARG:C	2.43	0.56
2:J:55:VAL:C	2:J:57:CYS:H	2.07	0.56
2:L:126:LEU:O	2:L:127:ARG:C	2.43	0.56
2:B:175:MET:O	2:B:178:ALA:HB3	2.04	0.56
2:H:569:THR:CG2	2:H:570:LEU:N	2.68	0.56
1:C:131:SER:O	1:C:132:SER:C	2.43	0.56
4:T:107:PHE:O	4:T:108:GLU:C	2.42	0.56
1:A:71:LEU:CA	1:A:74:ILE:HD13	2.29	0.56
2:F:55:VAL:C	2:F:57:CYS:H	2.07	0.56
1:K:468:SER:O	1:K:469:GLN:CB	2.42	0.56
3:R:48:PRO:O	3:R:49:ILE:HD13	2.05	0.56
2:D:355:LEU:O	2:D:356:ALA:C	2.43	0.56
2:H:16:PHE:O	2:H:17:GLU:C	2.42	0.56
1:G:411:TYR:H	1:G:411:TYR:HD1	1.52	0.56

Continued on next page...

Continued from previous page...

Atom-1	Atom-2	Interatomic distance (Å)	Clash overlap (Å)
1:A:413:PRO:HD2	1:A:417:TRP:CE3	2.40	0.56
1:A:451:MET:O	1:A:452:HIS:C	2.42	0.56
2:B:487:ALA:O	2:B:488:ILE:C	2.43	0.56
1:A:508:ILE:HD12	1:A:508:ILE:N	2.20	0.56
1:E:446:THR:HG23	1:E:447:ASN:H	1.70	0.56
2:F:492:PHE:CB	2:F:503:VAL:HG21	2.35	0.56
1:K:478:TRP:CH2	1:K:532:LYS:NZ	2.73	0.56
1:G:478:TRP:HE3	1:G:478:TRP:HA	1.67	0.56
2:H:415:LYS:HD2	2:H:447:ALA:CB	2.34	0.56
2:H:521:ASP:O	2:H:523:GLY:N	2.38	0.56
1:G:442:ILE:HD11	1:G:475:VAL:HG13	1.86	0.56
1:I:508:ILE:HD12	1:I:508:ILE:N	2.20	0.56
2:J:521:ASP:O	2:J:523:GLY:N	2.38	0.56
1:I:353:CYS:O	1:I:356:ASP:N	2.39	0.56
1:C:413:PRO:HD2	1:C:417:TRP:CE3	2.40	0.56
1:C:446:THR:HG23	1:C:447:ASN:H	1.70	0.56
2:D:492:PHE:CB	2:D:503:VAL:HG21	2.35	0.56
1:C:389:LEU:CD2	1:C:425:VAL:HG23	2.36	0.56
2:D:491:LEU:HD13	2:D:499:THR:HG21	1.87	0.56
2:J:191:HIS:HA	2:J:195:ASN:HD22	1.70	0.56
2:L:143:VAL:O	2:L:144:CYS:C	2.43	0.56
2:L:256:VAL:O	2:L:260:VAL:HG23	2.05	0.56
2:L:302:PRO:O	2:L:303:LEU:C	2.44	0.56
3:M:63:ASN:O	3:M:64:ASN:HB3	2.05	0.56
2:B:134:ASP:HB2	2:B:137:VAL:CG2	2.36	0.56
3:M:131:LEU:O	3:M:134:PHE:N	2.34	0.56
2:H:256:VAL:O	2:H:260:VAL:HG23	2.05	0.56
4:T:16:LEU:CD1	4:T:111:TYR:CZ	2.89	0.56
2:D:31:LYS:CE	2:D:64:GLU:HG2	2.35	0.56
2:D:39:ALA:O	2:D:41:MET:N	2.38	0.56
2:D:569:THR:CG2	2:D:570:LEU:N	2.68	0.56
4:T:114:LEU:HD23	4:T:114:LEU:C	2.26	0.56
2:D:298:PRO:O	2:D:299:GLN:C	2.44	0.56
1:A:103:MET:CE	1:A:103:MET:HA	2.34	0.56
3:M:95:PHE:CB	3:M:141:LYS:HA	2.36	0.56
3:N:321:ASP:CG	3:N:322:SER:N	2.55	0.56
3:R:323:PRO:HB3	3:R:325:PHE:CE2	2.41	0.56
1:I:103:MET:CE	1:I:103:MET:HA	2.35	0.56
1:I:13:THR:O	1:I:26:MET:HE1	2.06	0.56
1:I:129:MET:O	1:I:130:GLY:C	2.44	0.56
2:F:39:ALA:O	2:F:41:MET:N	2.38	0.56

Continued on next page...

Continued from previous page...

Atom-1	Atom-2	Interatomic distance (Å)	Clash overlap (Å)
2:F:569:THR:CG2	2:F:570:LEU:N	2.68	0.56
2:F:99:ASN:O	2:F:100:PRO:C	2.44	0.56
2:F:126:LEU:O	2:F:127:ARG:C	2.43	0.56
2:F:129:CYS:O	2:F:132:ASP:HB2	2.06	0.56
2:F:143:VAL:O	2:F:144:CYS:C	2.43	0.56
4:W:111:TYR:O	4:W:112:PHE:C	2.44	0.56
4:W:52:TRP:O	4:W:53:ARG:C	2.43	0.56
1:K:131:SER:O	1:K:132:SER:C	2.43	0.56
1:K:53:LEU:O	1:K:56:MET:HB2	2.05	0.56
1:K:74:ILE:HD12	1:K:74:ILE:N	2.19	0.56
3:M:325:PHE:CD2	3:M:325:PHE:N	2.72	0.56
3:R:25:VAL:HG12	3:R:25:VAL:O	2.05	0.56
4:W:129:LYS:O	4:W:130:SER:C	2.42	0.56
1:C:197:LEU:C	1:C:197:LEU:HD13	2.26	0.56
1:K:197:LEU:HD13	1:K:197:LEU:C	2.26	0.56
1:K:150:ASN:O	1:K:151:SER:C	2.44	0.56
1:G:197:LEU:HD13	1:G:197:LEU:C	2.26	0.56
1:G:289:LEU:O	1:G:290:TYR:C	2.43	0.56
1:E:254:ARG:O	1:E:299:ILE:HD11	2.05	0.56
1:E:316:PHE:O	1:E:319:ASN:N	2.35	0.56
2:F:14:GLU:O	2:F:15:ILE:C	2.41	0.56
2:F:18:LEU:H	2:F:18:LEU:CD2	2.19	0.56
1:E:113:HIS:CD2	1:E:115:THR:H	2.23	0.56
1:C:113:HIS:CD2	1:C:115:THR:H	2.23	0.56
2:J:18:LEU:CD2	2:J:18:LEU:H	2.19	0.56
3:V:390:ILE:HG22	3:V:391:GLN:H	1.70	0.56
4:T:52:TRP:O	4:T:53:ARG:C	2.43	0.56
4:X:5:MET:HG3	4:X:68:CYS:O	2.04	0.56
4:Q:18:LYS:HG3	4:Q:20:TYR:HE1	1.71	0.56
1:A:487:LEU:HG	1:A:487:LEU:O	2.03	0.56
1:I:544:ILE:HG22	1:I:545:LYS:N	2.20	0.56
1:K:168:VAL:O	1:K:168:VAL:HG12	2.05	0.56
1:A:366:MET:O	1:A:367:GLU:C	2.43	0.56
1:A:424:ARG:HG2	1:A:424:ARG:NH1	2.20	0.56
1:A:389:LEU:CD2	1:A:425:VAL:HG23	2.36	0.56
1:A:560:GLN:O	1:A:561:GLN:C	2.43	0.56
1:K:366:MET:O	1:K:367:GLU:C	2.43	0.56
2:L:409:GLU:O	2:L:410:ALA:C	2.44	0.56
1:I:519:THR:HB	1:I:521:VAL:HG12	1.87	0.56
1:I:533:LEU:HB3	1:I:537:PHE:CE1	2.41	0.56
2:J:488:ILE:HG22	2:J:503:VAL:HG22	1.87	0.56

Continued on next page...

Continued from previous page...

Atom-1	Atom-2	Interatomic distance (Å)	Clash overlap (Å)
2:J:37:VAL:O	2:J:38:ILE:C	2.43	0.56
2:L:569:THR:CG2	2:L:570:LEU:N	2.68	0.56
2:B:343:ILE:C	2:B:345:LEU:N	2.59	0.56
2:B:582:VAL:O	2:B:584:GLY:N	2.38	0.56
2:H:126:LEU:O	2:H:127:ARG:C	2.43	0.56
1:C:103:MET:HA	1:C:103:MET:HE3	1.87	0.56
2:D:99:ASN:O	2:D:100:PRO:C	2.44	0.56
2:D:306:ILE:O	2:D:309:ILE:HB	2.06	0.56
2:D:41:MET:HE3	2:D:47:VAL:HG21	1.87	0.56
3:N:312:ILE:HB	3:N:343:TRP:HB3	1.86	0.56
3:N:323:PRO:HB3	3:N:325:PHE:CE2	2.41	0.56
4:Q:111:TYR:O	4:Q:112:PHE:C	2.44	0.56
2:F:298:PRO:O	2:F:299:GLN:C	2.44	0.56
2:F:91:PHE:O	2:F:94:ASP:N	2.38	0.56
3:P:323:PRO:HB3	3:P:325:PHE:CE2	2.41	0.56
1:K:58:MET:HE1	4:W:15:ARG:O	2.06	0.56
1:E:122:ALA:O	1:E:123:LEU:C	2.44	0.56
3:M:337:GLU:O	3:M:338:ASN:HB2	2.05	0.56
4:U:16:LEU:CD1	4:U:111:TYR:CZ	2.89	0.56
2:H:337:GLU:O	2:H:341:ILE:HD13	2.06	0.56
3:M:278:TRP:O	3:M:279:ILE:HG13	2.05	0.56
1:A:267:MET:O	1:A:269:ASP:N	2.39	0.56
1:K:172:MET:CE	1:K:172:MET:H	2.14	0.56
2:F:161:PHE:HA	2:F:164:THR:OG1	2.05	0.56
1:K:312:ILE:O	1:K:315:ARG:HB3	2.06	0.56
4:U:52:TRP:O	4:U:53:ARG:C	2.43	0.56
2:L:45:LYS:HG2	2:L:46:ASP:H	1.70	0.56
1:A:533:LEU:HB3	1:A:537:PHE:CE1	2.41	0.56
1:K:424:ARG:HG2	1:K:424:ARG:NH1	2.20	0.56
1:K:470:GLN:O	1:K:471:PRO:C	2.42	0.56
1:K:508:ILE:N	1:K:508:ILE:HD12	2.20	0.56
2:L:491:LEU:HD13	2:L:499:THR:HG21	1.88	0.56
2:L:491:LEU:HD13	2:L:499:THR:HG22	1.87	0.56
1:G:424:ARG:HG2	1:G:424:ARG:NH1	2.20	0.56
1:G:445:ILE:CD1	1:G:455:THR:HG21	2.36	0.56
1:G:446:THR:HG23	1:G:447:ASN:H	1.70	0.56
1:G:519:THR:HB	1:G:521:VAL:HG12	1.87	0.56
1:I:463:ILE:HD11	1:I:476:ALA:CB	2.34	0.56
2:J:446:ALA:HA	2:J:480:VAL:HG23	1.86	0.56
1:C:519:THR:HG22	1:C:520:SER:N	2.19	0.56
2:J:569:THR:O	2:J:572:SER:CB	2.53	0.56

Continued on next page...

Continued from previous page...

Atom-1	Atom-2	Interatomic distance (Å)	Clash overlap (Å)
2:H:139:LYS:O	2:H:142:ALA:HB3	2.05	0.56
2:D:256:VAL:O	2:D:260:VAL:HG23	2.05	0.56
3:N:125:THR:O	3:N:126:THR:OG1	2.22	0.56
2:F:256:VAL:O	2:F:260:VAL:HG23	2.05	0.56
3:O:131:LEU:O	3:O:134:PHE:N	2.34	0.56
1:E:71:LEU:CA	1:E:74:ILE:HD13	2.29	0.56
3:M:312:ILE:HB	3:M:343:TRP:HB3	1.86	0.56
3:V:63:ASN:O	3:V:64:ASN:HB3	2.05	0.56
1:A:430:GLY:HA2	1:A:433:VAL:HG23	1.87	0.56
2:B:337:GLU:O	2:B:341:ILE:HD13	2.06	0.56
2:F:369:PHE:O	2:F:370:VAL:C	2.41	0.56
3:O:48:PRO:O	3:O:49:ILE:HD13	2.05	0.56
1:A:153:LEU:HD23	1:A:153:LEU:N	2.21	0.56
1:K:191:LEU:O	1:K:195:VAL:HG23	2.06	0.56
1:K:267:MET:O	1:K:269:ASP:N	2.39	0.56
1:G:150:ASN:O	1:G:151:SER:C	2.44	0.56
1:G:250:LEU:HA	1:G:253:LEU:CD1	2.34	0.56
1:G:267:MET:O	1:G:269:ASP:N	2.39	0.56
2:H:161:PHE:HA	2:H:164:THR:OG1	2.05	0.56
1:I:168:VAL:O	1:I:168:VAL:HG12	2.05	0.56
1:C:544:ILE:HG22	1:C:545:LYS:N	2.20	0.56
1:C:168:VAL:HG12	1:C:168:VAL:O	2.05	0.56
2:B:409:GLU:O	2:B:410:ALA:C	2.44	0.56
2:B:466:LEU:H	2:B:466:LEU:CD1	2.17	0.56
2:B:521:ASP:O	2:B:523:GLY:N	2.38	0.56
1:E:350:ILE:HD13	1:E:368:LEU:HD21	1.86	0.56
1:E:508:ILE:HD12	1:E:508:ILE:N	2.20	0.56
2:F:466:LEU:H	2:F:466:LEU:CD1	2.17	0.56
1:K:413:PRO:HD2	1:K:417:TRP:CE3	2.40	0.56
2:H:492:PHE:CB	2:H:503:VAL:HG21	2.35	0.56
2:H:488:ILE:HG22	2:H:503:VAL:HG22	1.87	0.56
2:D:521:ASP:O	2:D:523:GLY:N	2.38	0.56
2:J:134:ASP:HB2	2:J:137:VAL:CG2	2.36	0.56
2:L:134:ASP:HB2	2:L:137:VAL:CG2	2.36	0.56
2:B:302:PRO:O	2:B:303:LEU:C	2.44	0.56
2:B:317:LEU:N	2:B:317:LEU:HD22	2.13	0.56
1:A:122:ALA:O	1:A:123:LEU:C	2.44	0.56
1:A:157:ALA:O	1:A:158:ALA:C	2.44	0.56
4:S:16:LEU:CD1	4:S:111:TYR:CZ	2.89	0.56
1:I:49:ASN:O	1:I:50:VAL:C	2.44	0.56
2:F:139:LYS:HD3	2:F:175:MET:HE2	1.87	0.56

Continued on next page...

Continued from previous page...

Atom-1	Atom-2	Interatomic distance (Å)	Clash overlap (Å)
1:K:55:TYR:O	1:K:56:MET:C	2.44	0.56
1:K:71:LEU:CA	1:K:74:ILE:HD13	2.29	0.56
4:W:61:ARG:HH11	4:W:61:ARG:HG2	1.70	0.56
1:E:13:THR:O	1:E:26:MET:HE1	2.06	0.56
2:L:337:GLU:O	2:L:341:ILE:HD13	2.06	0.56
2:F:337:GLU:O	2:F:341:ILE:HD13	2.06	0.56
3:R:376:ILE:HG22	3:R:420:LEU:O	2.05	0.56
1:C:191:LEU:O	1:C:195:VAL:HG23	2.06	0.56
1:C:254:ARG:O	1:C:299:ILE:HD11	2.05	0.56
1:G:191:LEU:O	1:G:195:VAL:HG23	2.06	0.56
3:P:17:ILE:C	3:P:17:ILE:HD13	2.25	0.56
2:B:482:LEU:O	2:B:483:GLN:C	2.41	0.56
1:K:445:ILE:CD1	1:K:455:THR:HG21	2.36	0.56
2:L:488:ILE:HG22	2:L:503:VAL:HG22	1.87	0.56
2:H:487:ALA:O	2:H:488:ILE:C	2.43	0.56
1:I:389:LEU:CD2	1:I:425:VAL:HG23	2.36	0.56
3:R:131:LEU:C	3:R:133:GLU:H	2.09	0.56
2:L:100:PRO:O	2:L:101:LEU:C	2.43	0.56
2:B:177:VAL:O	2:B:181:VAL:HG23	2.06	0.56
2:H:129:CYS:O	2:H:132:ASP:HB2	2.06	0.56
4:T:83:LEU:O	4:T:86:ARG:N	2.37	0.56
2:D:139:LYS:O	2:D:142:ALA:HB3	2.05	0.56
1:G:103:MET:HA	1:G:103:MET:CE	2.34	0.56
1:G:49:ASN:O	1:G:50:VAL:C	2.44	0.56
4:Q:114:LEU:HD23	4:Q:114:LEU:C	2.26	0.56
4:X:114:LEU:HD23	4:X:114:LEU:C	2.26	0.56
4:X:16:LEU:CD1	4:X:111:TYR:CZ	2.89	0.56
2:F:347:SER:CA	2:F:350:ASN:HD22	2.19	0.56
2:J:324:PHE:HE2	2:J:341:ILE:HG21	1.70	0.56
1:A:197:LEU:HD13	1:A:197:LEU:C	2.26	0.56
1:A:289:LEU:O	1:A:290:TYR:C	2.43	0.56
1:C:274:VAL:HG11	1:C:292:THR:CG2	2.32	0.56
1:G:175:PHE:O	1:G:176:LEU:C	2.44	0.56
1:G:270:ILE:HG23	1:G:271:LEU:N	2.19	0.56
1:I:150:ASN:O	1:I:151:SER:C	2.44	0.56
1:I:289:LEU:O	1:I:290:TYR:C	2.43	0.56
4:X:71:ILE:HG22	4:X:72:GLU:H	1.71	0.56
1:K:115:THR:HG22	1:K:116:GLN:N	2.16	0.56
1:I:312:ILE:O	1:I:315:ARG:HB3	2.06	0.56
3:V:17:ILE:HD13	3:V:17:ILE:C	2.25	0.56
3:N:174:ASP:N	3:N:174:ASP:OD2	2.39	0.56

Continued on next page...

Continued from previous page...

Atom-1	Atom-2	Interatomic distance (Å)	Clash overlap (Å)
4:T:99:CYS:SG	4:T:100:GLU:N	2.77	0.56
3:R:162:GLU:HG3	3:R:163:GLY:H	1.69	0.56
2:D:45:LYS:HG2	2:D:46:ASP:H	1.70	0.56
1:G:544:ILE:HG22	1:G:545:LYS:N	2.20	0.56
3:O:337:GLU:O	3:O:338:ASN:HB2	2.05	0.56
1:A:445:ILE:CD1	1:A:455:THR:HG21	2.36	0.56
2:F:491:LEU:HD13	2:F:499:THR:HG21	1.88	0.56
1:K:446:THR:HG23	1:K:447:ASN:H	1.70	0.56
1:K:460:TYR:HA	1:K:463:ILE:HD12	1.88	0.56
1:G:560:GLN:O	1:G:561:GLN:C	2.43	0.56
1:I:366:MET:O	1:I:367:GLU:C	2.43	0.56
2:D:461:ASN:HB3	2:D:465:LEU:HD11	1.88	0.56
2:J:100:PRO:O	2:J:101:LEU:C	2.44	0.56
2:L:177:VAL:O	2:L:181:VAL:HG23	2.06	0.56
2:L:343:ILE:C	2:L:345:LEU:N	2.59	0.56
2:B:85:ILE:C	2:B:87:ALA:H	2.10	0.56
1:C:157:ALA:O	1:C:158:ALA:C	2.44	0.56
1:C:54:LEU:O	1:C:57:HIS:HB3	2.06	0.56
2:D:100:PRO:O	2:D:101:LEU:C	2.43	0.56
2:D:129:CYS:O	2:D:132:ASP:HB2	2.06	0.56
2:D:177:VAL:O	2:D:181:VAL:HG23	2.06	0.56
2:D:88:VAL:HG11	2:D:121:TYR:HD2	1.69	0.56
1:A:74:ILE:N	1:A:74:ILE:HD12	2.19	0.56
1:A:96:ARG:O	1:A:99:VAL:HG22	2.04	0.56
4:S:90:LEU:CD2	4:S:90:LEU:H	2.18	0.56
1:G:135:CYS:CB	1:G:164:VAL:HG13	2.22	0.56
1:K:8:ARG:HD2	3:P:337:GLU:HB2	1.88	0.56
3:V:95:PHE:CB	3:V:141:LYS:HA	2.36	0.56
2:L:325:PHE:CE2	2:L:357:GLU:HG3	2.41	0.56
2:L:37:VAL:O	2:L:38:ILE:C	2.43	0.56
4:X:129:LYS:HB3	4:X:133:LYS:HE3	1.88	0.56
4:T:71:ILE:HG22	4:T:72:GLU:H	1.71	0.56
2:J:161:PHE:HA	2:J:164:THR:OG1	2.05	0.56
1:I:267:MET:O	1:I:269:ASP:N	2.39	0.56
2:B:18:LEU:CD2	2:B:18:LEU:H	2.19	0.56
1:I:316:PHE:O	1:I:319:ASN:N	2.35	0.56
4:T:33:ARG:CG	4:T:34:GLU:H	2.19	0.56
3:R:5:ALA:HB3	3:R:70:THR:HB	1.86	0.56
1:A:589:LYS:HG2	1:A:590:VAL:N	2.21	0.56
2:B:491:LEU:HD13	2:B:499:THR:HG21	1.88	0.56
2:F:409:GLU:O	2:F:410:ALA:C	2.44	0.56

Continued on next page...

Continued from previous page...

Atom-1	Atom-2	Interatomic distance (Å)	Clash overlap (Å)
1:K:451:MET:H	1:K:451:MET:HE2	1.68	0.56
1:K:519:THR:HG22	1:K:520:SER:N	2.19	0.56
2:L:521:ASP:C	2:L:523:GLY:N	2.55	0.56
2:L:521:ASP:O	2:L:523:GLY:N	2.38	0.56
1:G:478:TRP:CH2	1:G:532:LYS:NZ	2.73	0.56
1:I:430:GLY:HA2	1:I:433:VAL:HG23	1.87	0.56
2:J:491:LEU:HD13	2:J:499:THR:HG22	1.87	0.56
1:C:350:ILE:HD13	1:C:368:LEU:CD2	2.36	0.56
2:L:298:PRO:O	2:L:299:GLN:C	2.44	0.56
2:B:91:PHE:O	2:B:94:ASP:N	2.38	0.56
2:H:177:VAL:O	2:H:181:VAL:HG23	2.06	0.56
2:H:262:VAL:HG23	2:H:263:LEU:N	2.21	0.56
3:P:131:LEU:C	3:P:133:GLU:H	2.09	0.56
1:C:13:THR:O	1:C:26:MET:HE1	2.06	0.56
4:T:111:TYR:O	4:T:112:PHE:C	2.44	0.56
4:T:61:ARG:HH11	4:T:61:ARG:HG2	1.70	0.56
2:D:143:VAL:O	2:D:144:CYS:C	2.43	0.56
2:D:37:VAL:O	2:D:38:ILE:C	2.43	0.56
1:G:54:LEU:O	1:G:57:HIS:HB3	2.06	0.56
3:R:337:GLU:O	3:R:338:ASN:HB2	2.05	0.56
3:N:63:ASN:O	3:N:64:ASN:HB3	2.05	0.56
1:I:122:ALA:O	1:I:123:LEU:C	2.44	0.56
2:F:134:ASP:HB2	2:F:137:VAL:CG2	2.36	0.56
2:F:177:VAL:O	2:F:181:VAL:HG23	2.06	0.56
1:K:122:ALA:O	1:K:123:LEU:C	2.44	0.56
4:W:90:LEU:CD2	4:W:90:LEU:H	2.18	0.56
3:O:25:VAL:HG12	3:O:25:VAL:O	2.05	0.56
2:L:324:PHE:HE2	2:L:341:ILE:HG21	1.70	0.56
2:F:351:ILE:O	2:F:352:ALA:C	2.44	0.56
2:B:325:PHE:CE2	2:B:357:GLU:HG3	2.41	0.56
2:J:387:SER:CA	2:J:390:ARG:HD2	2.25	0.56
3:O:312:ILE:HB	3:O:343:TRP:HB3	1.86	0.56
4:S:129:LYS:HB3	4:S:133:LYS:HE3	1.88	0.56
1:C:172:MET:CE	1:C:172:MET:N	2.68	0.56
1:K:154:ARG:HH21	1:K:182:LEU:HD22	1.71	0.56
1:K:289:LEU:O	1:K:290:TYR:C	2.43	0.56
1:G:254:ARG:O	1:G:299:ILE:HD11	2.05	0.56
1:E:150:ASN:O	1:E:151:SER:C	2.44	0.56
1:E:250:LEU:HA	1:E:253:LEU:CD1	2.34	0.56
3:P:245:SER:HB2	3:P:252:THR:HB	1.88	0.56
4:X:18:LYS:HG3	4:X:20:TYR:HE1	1.71	0.56

Continued on next page...

Continued from previous page...

Atom-1	Atom-2	Interatomic distance (Å)	Clash overlap (Å)
3:O:162:GLU:HG3	3:O:163:GLY:H	1.69	0.56
1:A:446:THR:HG23	1:A:447:ASN:H	1.70	0.56
1:A:460:TYR:HA	1:A:463:ILE:HD12	1.88	0.56
1:E:478:TRP:CH2	1:E:532:LYS:NZ	2.73	0.56
1:E:519:THR:HB	1:E:521:VAL:HG12	1.87	0.56
2:F:461:ASN:HB3	2:F:465:LEU:HD11	1.88	0.56
2:F:464:GLU:HG3	2:F:465:LEU:HD12	1.88	0.56
1:K:340:HIS:O	1:K:343:VAL:HG22	2.06	0.56
1:G:389:LEU:CD2	1:G:425:VAL:HG23	2.36	0.56
1:I:344:GLN:HE21	1:I:374:ASN:ND2	2.04	0.56
2:D:521:ASP:C	2:D:523:GLY:N	2.55	0.56
3:R:125:THR:O	3:R:126:THR:OG1	2.22	0.56
2:L:99:ASN:O	2:L:100:PRO:C	2.44	0.56
3:V:125:THR:CG2	3:V:126:THR:N	2.69	0.56
2:B:306:ILE:O	2:B:309:ILE:HB	2.06	0.56
3:M:131:LEU:C	3:M:133:GLU:H	2.09	0.56
2:H:39:ALA:O	2:H:41:MET:N	2.38	0.56
2:D:113:ILE:N	2:D:113:ILE:HD12	2.21	0.56
2:D:126:LEU:O	2:D:127:ARG:C	2.43	0.56
2:D:131:LYS:O	2:D:132:ASP:O	2.24	0.56
4:S:111:TYR:O	4:S:112:PHE:C	2.44	0.56
1:G:122:ALA:O	1:G:123:LEU:C	2.44	0.56
1:G:283:ASN:CG	1:G:284:VAL:N	2.59	0.56
3:R:325:PHE:CD2	3:R:325:PHE:N	2.72	0.56
3:R:95:PHE:CB	3:R:141:LYS:HA	2.36	0.56
2:F:306:ILE:O	2:F:309:ILE:HB	2.06	0.56
2:F:343:ILE:C	2:F:345:LEU:N	2.59	0.56
4:W:114:LEU:C	4:W:114:LEU:HD23	2.26	0.56
1:E:53:LEU:O	1:E:54:LEU:C	2.44	0.56
1:E:55:TYR:O	1:E:56:MET:C	2.44	0.56
3:M:323:PRO:HB3	3:M:325:PHE:CE2	2.41	0.56
2:B:389:GLU:O	2:B:390:ARG:C	2.44	0.56
2:L:31:LYS:CE	2:L:64:GLU:HG2	2.35	0.56
2:J:389:GLU:O	2:J:390:ARG:C	2.44	0.56
4:W:129:LYS:HB3	4:W:133:LYS:HE3	1.88	0.56
3:V:337:GLU:O	3:V:338:ASN:HB2	2.05	0.56
3:N:48:PRO:O	3:N:49:ILE:HD13	2.05	0.56
3:R:278:TRP:O	3:R:279:ILE:HG13	2.05	0.56
1:C:267:MET:O	1:C:269:ASP:N	2.39	0.56
1:G:153:LEU:HD23	1:G:153:LEU:N	2.20	0.56
1:E:197:LEU:C	1:E:197:LEU:HD13	2.26	0.56

Continued on next page...

Continued from previous page...

Atom-1	Atom-2	Interatomic distance (Å)	Clash overlap (Å)
1:G:115:THR:HG22	1:G:116:GLN:N	2.17	0.56
1:K:113:HIS:CD2	1:K:115:THR:H	2.24	0.56
2:D:18:LEU:CD2	2:D:18:LEU:H	2.19	0.56
3:V:34:MET:HB3	3:V:35:PRO:CD	2.35	0.56
1:E:589:LYS:HG2	1:E:590:VAL:N	2.21	0.56
2:H:45:LYS:HG2	2:H:46:ASP:H	1.70	0.56
1:A:353:CYS:O	1:A:356:ASP:N	2.39	0.55
1:E:340:HIS:O	1:E:343:VAL:HG22	2.06	0.55
1:E:463:ILE:HD11	1:E:476:ALA:CB	2.34	0.55
2:L:492:PHE:CB	2:L:503:VAL:HG21	2.35	0.55
1:G:366:MET:O	1:G:367:GLU:C	2.43	0.55
2:H:461:ASN:HB3	2:H:465:LEU:HD11	1.88	0.55
2:H:491:LEU:CD1	2:H:492:PHE:N	2.66	0.55
1:I:372:LEU:CD1	1:I:372:LEU:N	2.69	0.55
2:J:464:GLU:HG3	2:J:465:LEU:HD12	1.88	0.55
1:C:468:SER:O	1:C:469:GLN:CB	2.42	0.55
2:D:464:GLU:HG3	2:D:465:LEU:HD12	1.88	0.55
2:J:113:ILE:HD12	2:J:113:ILE:N	2.21	0.55
2:J:92:VAL:HA	2:J:95:CYS:SG	2.47	0.55
2:J:99:ASN:O	2:J:100:PRO:C	2.44	0.55
2:H:100:PRO:O	2:H:101:LEU:C	2.44	0.55
2:H:92:VAL:HA	2:H:95:CYS:SG	2.46	0.55
3:P:131:LEU:O	3:P:134:PHE:N	2.34	0.55
1:C:122:ALA:O	1:C:123:LEU:C	2.44	0.55
2:D:134:ASP:HB2	2:D:137:VAL:CG2	2.36	0.55
1:A:53:LEU:O	1:A:56:MET:HB2	2.05	0.55
3:N:337:GLU:O	3:N:338:ASN:HB2	2.05	0.55
4:S:114:LEU:C	4:S:114:LEU:HD23	2.26	0.55
3:P:63:ASN:O	3:P:64:ASN:HB3	2.05	0.55
1:I:157:ALA:O	1:I:158:ALA:C	2.44	0.55
3:O:131:LEU:C	3:O:133:GLU:H	2.09	0.55
1:K:54:LEU:O	1:K:57:HIS:HB3	2.06	0.55
4:W:33:ARG:CG	4:W:34:GLU:H	2.19	0.55
3:O:95:PHE:CB	3:O:141:LYS:HA	2.36	0.55
2:H:347:SER:CA	2:H:350:ASN:HD22	2.19	0.55
3:M:25:VAL:O	3:M:25:VAL:HG12	2.05	0.55
2:J:351:ILE:O	2:J:352:ALA:C	2.45	0.55
3:M:48:PRO:O	3:M:49:ILE:HD13	2.05	0.55
3:P:106:ASN:HB3	3:P:109:ILE:CG1	2.37	0.55
3:P:25:VAL:O	3:P:25:VAL:HG12	2.05	0.55
1:A:179:THR:HG21	1:A:211:HIS:CE1	2.42	0.55

Continued on next page...

Continued from previous page...

Atom-1	Atom-2	Interatomic distance (Å)	Clash overlap (Å)
1:C:264:SER:HA	1:C:267:MET:HE2	1.87	0.55
1:K:153:LEU:N	1:K:153:LEU:HD23	2.21	0.55
2:D:161:PHE:HA	2:D:164:THR:OG1	2.05	0.55
2:H:18:LEU:H	2:H:18:LEU:CD2	2.19	0.55
2:L:18:LEU:H	2:L:18:LEU:CD2	2.19	0.55
1:A:113:HIS:CD2	1:A:115:THR:H	2.23	0.55
1:K:316:PHE:O	1:K:319:ASN:N	2.35	0.55
4:U:53:ARG:O	4:U:54:ASP:HB3	2.07	0.55
4:Q:5:MET:C	4:Q:6:LEU:HD12	2.27	0.55
1:G:168:VAL:HG12	1:G:168:VAL:O	2.05	0.55
1:A:544:ILE:HG22	1:A:545:LYS:N	2.20	0.55
1:E:346:HIS:O	1:E:347:ARG:C	2.45	0.55
1:E:350:ILE:HD13	1:E:368:LEU:CD2	2.36	0.55
1:K:346:HIS:O	1:K:347:ARG:C	2.45	0.55
2:L:487:ALA:O	2:L:488:ILE:C	2.43	0.55
1:G:344:GLN:HE21	1:G:374:ASN:ND2	2.04	0.55
1:G:508:ILE:N	1:G:508:ILE:HD12	2.20	0.55
2:H:491:LEU:HD13	2:H:499:THR:HG21	1.88	0.55
1:I:400:CYS:O	1:I:401:ALA:C	2.42	0.55
2:J:409:GLU:O	2:J:410:ALA:C	2.44	0.55
2:J:487:ALA:O	2:J:488:ILE:C	2.43	0.55
1:C:460:TYR:HA	1:C:463:ILE:HD12	1.88	0.55
1:C:478:TRP:CH2	1:C:532:LYS:NZ	2.73	0.55
1:C:533:LEU:HB3	1:C:537:PHE:CE1	2.41	0.55
2:D:491:LEU:HD13	2:D:499:THR:HG22	1.87	0.55
2:J:75:ASN:ND2	3:R:19:ARG:NH2	2.54	0.55
2:L:92:VAL:HA	2:L:95:CYS:SG	2.46	0.55
2:B:37:VAL:O	2:B:38:ILE:C	2.43	0.55
2:B:569:THR:CG2	2:B:570:LEU:N	2.68	0.55
2:B:570:LEU:HD11	3:M:75:ALA:H	1.69	0.55
2:H:131:LYS:O	2:H:132:ASP:O	2.24	0.55
2:H:85:ILE:C	2:H:87:ALA:H	2.10	0.55
2:D:85:ILE:C	2:D:87:ALA:H	2.09	0.55
1:A:129:MET:O	1:A:130:GLY:C	2.44	0.55
1:A:49:ASN:O	1:A:50:VAL:C	2.44	0.55
1:A:51:ALA:O	1:A:54:LEU:N	2.40	0.55
2:F:569:THR:O	2:F:572:SER:CB	2.53	0.55
2:F:85:ILE:C	2:F:87:ALA:H	2.10	0.55
1:K:283:ASN:CG	1:K:284:VAL:N	2.59	0.55
4:U:114:LEU:HD23	4:U:114:LEU:C	2.26	0.55
3:O:106:ASN:HB3	3:O:109:ILE:CG1	2.37	0.55

Continued on next page...

Continued from previous page...

Atom-1	Atom-2	Interatomic distance (Å)	Clash overlap (Å)
2:D:389:GLU:O	2:D:390:ARG:C	2.44	0.55
2:F:389:GLU:O	2:F:390:ARG:C	2.44	0.55
4:Q:129:LYS:HB3	4:Q:133:LYS:HE3	1.88	0.55
3:O:323:PRO:HB3	3:O:325:PHE:CE2	2.41	0.55
3:O:325:PHE:N	3:O:325:PHE:CD2	2.72	0.55
3:V:323:PRO:HB3	3:V:325:PHE:CE2	2.41	0.55
2:D:325:PHE:CE2	2:D:357:GLU:HG3	2.41	0.55
3:R:314:ILE:HB	3:R:341:ILE:CG2	2.29	0.55
1:A:191:LEU:O	1:A:195:VAL:HG23	2.06	0.55
1:K:179:THR:HG21	1:K:211:HIS:CE1	2.42	0.55
1:E:153:LEU:HD23	1:E:153:LEU:N	2.20	0.55
1:E:312:ILE:O	1:E:315:ARG:HB3	2.06	0.55
1:I:267:MET:HE1	1:I:299:ILE:HD13	1.88	0.55
1:G:113:HIS:CD2	1:G:115:THR:H	2.23	0.55
3:N:245:SER:HB2	3:N:252:THR:HB	1.88	0.55
3:P:56:ARG:N	3:P:56:ARG:CD	2.69	0.55
3:N:56:ARG:CD	3:N:56:ARG:N	2.69	0.55
1:E:411:TYR:H	1:E:411:TYR:HD1	1.52	0.55
3:N:162:GLU:HG3	3:N:163:GLY:H	1.69	0.55
2:F:28:GLU:OE2	2:F:28:GLU:HA	2.07	0.55
1:A:312:ILE:O	1:A:315:ARG:HB3	2.06	0.55
1:A:340:HIS:O	1:A:343:VAL:HG22	2.06	0.55
1:A:565:GLU:CD	2:B:526:TYR:HH	2.09	0.55
1:G:372:LEU:CD1	1:G:372:LEU:N	2.69	0.55
1:G:524:GLY:O	1:G:526:ALA:N	2.38	0.55
2:J:414:ILE:O	2:J:417:ILE:HB	2.07	0.55
1:C:344:GLN:HE21	1:C:374:ASN:HD22	1.53	0.55
2:J:129:CYS:O	2:J:132:ASP:HB2	2.06	0.55
2:J:316:ILE:HB	2:J:317:LEU:HD13	1.87	0.55
2:B:131:LYS:O	2:B:132:ASP:O	2.24	0.55
2:B:92:VAL:HA	2:B:95:CYS:SG	2.47	0.55
2:H:99:ASN:O	2:H:100:PRO:C	2.44	0.55
2:H:75:ASN:ND2	3:P:19:ARG:NH2	2.54	0.55
3:R:11:LEU:H	3:R:11:LEU:CD1	1.98	0.55
1:C:53:LEU:O	1:C:56:MET:HB2	2.05	0.55
4:T:90:LEU:CD2	4:T:90:LEU:H	2.18	0.55
2:D:92:VAL:HA	2:D:95:CYS:SG	2.47	0.55
1:A:54:LEU:O	1:A:57:HIS:HB3	2.06	0.55
3:P:95:PHE:CB	3:P:141:LYS:HA	2.36	0.55
4:Q:16:LEU:CD1	4:Q:111:TYR:CZ	2.89	0.55
4:Q:61:ARG:HG2	4:Q:61:ARG:HH11	1.70	0.55

Continued on next page...

Continued from previous page...

Atom-1	Atom-2	Interatomic distance (Å)	Clash overlap (Å)
1:I:34:ILE:O	1:I:37:SER:HB3	2.07	0.55
2:F:113:ILE:N	2:F:113:ILE:HD12	2.22	0.55
2:F:31:LYS:CE	2:F:64:GLU:HG2	2.35	0.55
1:K:129:MET:O	1:K:130:GLY:C	2.44	0.55
3:N:25:VAL:O	3:N:25:VAL:HG12	2.05	0.55
2:F:325:PHE:CE2	2:F:357:GLU:HG3	2.41	0.55
2:F:355:LEU:O	2:F:356:ALA:C	2.43	0.55
2:F:387:SER:CA	2:F:390:ARG:HD2	2.25	0.55
4:T:129:LYS:O	4:T:130:SER:C	2.42	0.55
2:L:161:PHE:HA	2:L:164:THR:OG1	2.05	0.55
2:B:161:PHE:HA	2:B:164:THR:OG1	2.05	0.55
3:O:179:VAL:H	3:O:415:ASN:CB	2.20	0.55
1:E:176:LEU:HB3	1:E:177:PRO:HD3	1.89	0.55
2:H:86:MET:HE1	3:R:237:LYS:HB3	1.86	0.55
3:P:267:TYR:CD2	3:P:269:LEU:HD21	2.41	0.55
4:T:53:ARG:O	4:T:54:ASP:HB3	2.07	0.55
4:S:5:MET:C	4:S:6:LEU:HD12	2.27	0.55
3:P:212:LEU:HD12	3:P:213:GLY:N	2.21	0.55
1:K:589:LYS:HG2	1:K:590:VAL:N	2.21	0.55
2:J:28:GLU:OE2	2:J:28:GLU:HA	2.07	0.55
2:L:28:GLU:HA	2:L:28:GLU:OE2	2.07	0.55
1:K:350:ILE:HD13	1:K:368:LEU:CD2	2.36	0.55
1:K:473:VAL:CG2	1:K:474:GLN:N	2.67	0.55
2:H:484:LEU:C	2:H:484:LEU:HD23	2.27	0.55
1:I:350:ILE:HD13	1:I:368:LEU:CD2	2.36	0.55
1:C:344:GLN:HE21	1:C:374:ASN:ND2	2.04	0.55
3:R:79:LEU:O	3:R:80:VAL:C	2.45	0.55
2:L:113:ILE:N	2:L:113:ILE:HD12	2.21	0.55
2:H:134:ASP:HB2	2:H:137:VAL:CG2	2.36	0.55
2:H:298:PRO:O	2:H:299:GLN:C	2.44	0.55
2:H:343:ILE:C	2:H:345:LEU:N	2.59	0.55
1:C:49:ASN:O	1:C:50:VAL:C	2.44	0.55
4:X:33:ARG:CG	4:X:34:GLU:H	2.19	0.55
2:F:75:ASN:ND2	3:O:19:ARG:NH2	2.54	0.55
1:E:129:MET:O	1:E:130:GLY:C	2.44	0.55
2:H:389:GLU:O	2:H:390:ARG:C	2.44	0.55
2:B:321:MET:C	2:B:323:VAL:N	2.60	0.55
1:A:150:ASN:O	1:A:151:SER:C	2.44	0.55
1:G:179:THR:HG21	1:G:211:HIS:CE1	2.41	0.55
1:I:197:LEU:HD13	1:I:197:LEU:C	2.26	0.55
3:M:267:TYR:CD2	3:M:269:LEU:HD21	2.41	0.55

Continued on next page...

Continued from previous page...

Atom-1	Atom-2	Interatomic distance (Å)	Clash overlap (Å)
3:N:267:TYR:CD2	3:N:269:LEU:HD21	2.42	0.55
3:O:17:ILE:HD13	3:O:17:ILE:C	2.25	0.55
3:N:390:ILE:HG22	3:N:391:GLN:H	1.70	0.55
3:V:56:ARG:CD	3:V:56:ARG:N	2.70	0.55
1:E:544:ILE:HG22	1:E:545:LYS:N	2.20	0.55
3:V:212:LEU:HD12	3:V:213:GLY:N	2.21	0.55
3:M:408:TRP:CD1	3:M:408:TRP:N	2.74	0.55
2:H:28:GLU:OE2	2:H:28:GLU:HA	2.07	0.55
1:A:350:ILE:HD13	1:A:368:LEU:CD2	2.36	0.55
1:A:350:ILE:HG21	1:A:368:LEU:HD22	1.88	0.55
2:F:487:ALA:O	2:F:488:ILE:C	2.43	0.55
1:K:353:CYS:O	1:K:356:ASP:N	2.39	0.55
1:K:389:LEU:CD2	1:K:425:VAL:HG23	2.36	0.55
1:K:451:MET:O	1:K:452:HIS:C	2.42	0.55
1:K:519:THR:HB	1:K:521:VAL:HG12	1.87	0.55
2:H:537:ALA:O	2:H:540:VAL:HB	2.07	0.55
2:J:492:PHE:CB	2:J:503:VAL:HG21	2.35	0.55
1:C:445:ILE:CD1	1:C:455:THR:HG21	2.36	0.55
2:D:537:ALA:O	2:D:540:VAL:HB	2.07	0.55
2:J:306:ILE:O	2:J:309:ILE:HB	2.06	0.55
3:R:131:LEU:O	3:R:134:PHE:N	2.34	0.55
2:B:113:ILE:N	2:B:113:ILE:HD12	2.21	0.55
2:B:129:CYS:O	2:B:132:ASP:HB2	2.06	0.55
3:M:125:THR:CG2	3:M:126:THR:N	2.69	0.55
2:H:37:VAL:O	2:H:38:ILE:C	2.44	0.55
4:X:90:LEU:CD2	4:X:90:LEU:H	2.18	0.55
1:K:157:ALA:O	1:K:158:ALA:C	2.44	0.55
4:W:53:ARG:O	4:W:54:ASP:HB3	2.07	0.55
2:H:339:LEU:O	2:H:341:ILE:N	2.40	0.55
2:F:347:SER:H	2:F:350:ASN:HB2	1.72	0.55
3:P:8:VAL:O	3:P:16:LEU:CB	2.54	0.55
2:J:325:PHE:CE2	2:J:357:GLU:HG3	2.41	0.55
1:C:312:ILE:O	1:C:315:ARG:HB3	2.06	0.55
1:G:312:ILE:O	1:G:315:ARG:HB3	2.06	0.55
1:I:153:LEU:N	1:I:153:LEU:HD23	2.21	0.55
1:I:191:LEU:O	1:I:195:VAL:HG23	2.06	0.55
2:H:20:ALA:C	2:H:22:LEU:N	2.60	0.55
3:R:179:VAL:H	3:R:415:ASN:CB	2.20	0.55
3:R:233:LEU:CD1	3:R:269:LEU:HD22	2.37	0.55
3:P:34:MET:HB3	3:P:35:PRO:CD	2.35	0.55
2:D:20:ALA:C	2:D:22:LEU:N	2.60	0.55

Continued on next page...

Continued from previous page...

Atom-1	Atom-2	Interatomic distance (Å)	Clash overlap (Å)
3:O:83:PHE:O	3:O:86:LYS:HB2	2.07	0.55
1:A:491:GLN:CB	1:G:276:THR:HG22	2.36	0.55
4:U:18:LYS:HG3	4:U:20:TYR:HE1	1.71	0.55
4:T:18:LYS:HG3	4:T:20:TYR:HE1	1.71	0.55
1:E:350:ILE:HG21	1:E:368:LEU:HD22	1.88	0.55
1:E:344:GLN:HE21	1:E:374:ASN:ND2	2.04	0.55
1:E:389:LEU:CD2	1:E:425:VAL:HG23	2.36	0.55
1:E:460:TYR:HA	1:E:463:ILE:HD12	1.88	0.55
1:E:533:LEU:HB3	1:E:537:PHE:CE1	2.41	0.55
2:L:484:LEU:C	2:L:484:LEU:HD23	2.27	0.55
1:G:430:GLY:CA	1:G:433:VAL:HG23	2.36	0.55
2:H:414:ILE:O	2:H:417:ILE:HB	2.07	0.55
1:I:445:ILE:CD1	1:I:455:THR:HG21	2.36	0.55
1:I:478:TRP:CH2	1:I:532:LYS:NZ	2.73	0.55
1:C:350:ILE:HG21	1:C:368:LEU:HD22	1.88	0.55
1:C:372:LEU:N	1:C:372:LEU:CD1	2.69	0.55
2:L:75:ASN:ND2	3:V:19:ARG:NH2	2.54	0.55
2:L:85:ILE:C	2:L:87:ALA:H	2.09	0.55
3:P:79:LEU:O	3:P:80:VAL:C	2.45	0.55
1:C:75:ALA:O	1:C:76:SER:O	2.25	0.55
2:D:262:VAL:HG23	2:D:263:LEU:N	2.21	0.55
1:A:34:ILE:O	1:A:37:SER:HB3	2.07	0.55
4:S:83:LEU:HD12	4:S:83:LEU:C	2.27	0.55
4:S:84:ILE:O	4:S:87:TYR:N	2.40	0.55
1:G:157:ALA:O	1:G:158:ALA:C	2.44	0.55
1:G:51:ALA:O	1:G:54:LEU:N	2.40	0.55
3:N:10:ASP:O	3:N:11:LEU:C	2.45	0.55
1:I:53:LEU:O	1:I:54:LEU:C	2.44	0.55
1:I:75:ALA:O	1:I:76:SER:O	2.25	0.55
2:F:262:VAL:HG23	2:F:263:LEU:N	2.21	0.55
1:K:13:THR:O	1:K:26:MET:HE1	2.06	0.55
4:U:111:TYR:O	4:U:112:PHE:C	2.44	0.55
2:F:339:LEU:O	2:F:341:ILE:N	2.40	0.55
4:U:129:LYS:HB3	4:U:133:LYS:HE3	1.88	0.55
1:C:150:ASN:O	1:C:151:SER:C	2.44	0.55
1:C:176:LEU:HB3	1:C:177:PRO:HD3	1.89	0.55
1:C:179:THR:HG21	1:C:211:HIS:CE1	2.41	0.55
4:W:71:ILE:HG22	4:W:72:GLU:H	1.71	0.55
1:G:154:ARG:HH21	1:G:182:LEU:HD22	1.71	0.55
1:E:289:LEU:O	1:E:290:TYR:C	2.43	0.55
3:V:267:TYR:CD2	3:V:269:LEU:HD21	2.42	0.55

Continued on next page...

Continued from previous page...

Atom-1	Atom-2	Interatomic distance (Å)	Clash overlap (Å)
4:S:33:ARG:CG	4:S:34:GLU:H	2.19	0.55
4:W:18:LYS:HG3	4:W:20:TYR:HE1	1.71	0.55
4:T:5:MET:C	4:T:6:LEU:HD12	2.27	0.55
1:K:533:LEU:HB3	1:K:537:PHE:CE1	2.41	0.55
1:I:340:HIS:O	1:I:343:VAL:HG22	2.06	0.55
2:J:537:ALA:O	2:J:540:VAL:HB	2.07	0.55
2:D:484:LEU:C	2:D:484:LEU:HD23	2.27	0.55
2:J:298:PRO:O	2:J:299:GLN:C	2.44	0.55
3:R:125:THR:CG2	3:R:126:THR:N	2.69	0.55
2:L:129:CYS:O	2:L:132:ASP:HB2	2.06	0.55
2:L:91:PHE:O	2:L:94:ASP:N	2.38	0.55
2:B:262:VAL:HG23	2:B:263:LEU:N	2.21	0.55
2:B:301:VAL:HB	2:B:302:PRO:CD	2.37	0.55
2:H:34:VAL:O	2:H:38:ILE:HD13	2.07	0.55
3:P:125:THR:CG2	3:P:126:THR:N	2.69	0.55
1:C:283:ASN:CG	1:C:284:VAL:N	2.59	0.55
2:D:91:PHE:O	2:D:94:ASP:N	2.38	0.55
3:N:79:LEU:O	3:N:80:VAL:C	2.45	0.55
1:A:55:TYR:O	1:A:56:MET:C	2.44	0.55
4:Q:83:LEU:O	4:Q:86:ARG:N	2.37	0.55
4:Q:90:LEU:O	4:Q:91:LEU:C	2.45	0.55
1:I:71:LEU:CA	1:I:74:ILE:HD13	2.29	0.55
4:X:30:LYS:HA	4:X:30:LYS:HZ1	1.71	0.55
4:X:53:ARG:O	4:X:54:ASP:HB3	2.07	0.55
3:P:337:GLU:O	3:P:338:ASN:HB2	2.05	0.55
3:V:10:ASP:O	3:V:11:LEU:C	2.45	0.55
3:V:106:ASN:HB3	3:V:109:ILE:CG1	2.37	0.55
2:H:325:PHE:CE2	2:H:357:GLU:HG3	2.41	0.55
2:B:339:LEU:O	2:B:341:ILE:N	2.40	0.55
2:L:34:VAL:O	2:L:38:ILE:HD13	2.07	0.55
3:N:278:TRP:O	3:N:279:ILE:HG13	2.05	0.55
2:D:337:GLU:O	2:D:341:ILE:HD13	2.06	0.55
1:C:153:LEU:N	1:C:153:LEU:HD23	2.21	0.55
1:G:267:MET:O	1:G:270:ILE:HG22	2.07	0.55
3:V:179:VAL:H	3:V:415:ASN:CB	2.20	0.55
3:M:233:LEU:CD1	3:M:269:LEU:HD22	2.37	0.55
3:M:83:PHE:O	3:M:86:LYS:HB2	2.07	0.55
1:C:589:LYS:HG2	1:C:590:VAL:N	2.21	0.55
1:A:344:GLN:HE21	1:A:374:ASN:ND2	2.04	0.55
2:B:429:ILE:O	2:B:432:LEU:CB	2.55	0.55
2:B:461:ASN:HB3	2:B:465:LEU:HD11	1.88	0.55

Continued on next page...

Continued from previous page...

Atom-1	Atom-2	Interatomic distance (Å)	Clash overlap (Å)
2:B:537:ALA:O	2:B:540:VAL:HB	2.07	0.55
1:E:445:ILE:CD1	1:E:455:THR:HG21	2.36	0.55
2:F:414:ILE:O	2:F:417:ILE:HB	2.07	0.55
1:K:504:GLU:O	1:K:508:ILE:HD13	2.07	0.55
2:L:510:ALA:CB	2:L:519:LEU:HD11	2.34	0.55
2:L:537:ALA:O	2:L:540:VAL:HB	2.07	0.55
1:G:504:GLU:O	1:G:508:ILE:HD13	2.07	0.55
1:G:533:LEU:HB3	1:G:537:PHE:CE1	2.41	0.55
1:I:430:GLY:CA	1:I:433:VAL:HG23	2.37	0.55
2:J:484:LEU:C	2:J:484:LEU:HD23	2.27	0.55
2:D:409:GLU:O	2:D:410:ALA:C	2.44	0.55
2:D:429:ILE:O	2:D:432:LEU:CB	2.55	0.55
2:J:131:LYS:O	2:J:132:ASP:O	2.24	0.55
2:J:177:VAL:O	2:J:181:VAL:HG23	2.06	0.55
2:L:131:LYS:O	2:L:132:ASP:O	2.24	0.55
3:O:62:HIS:NE2	3:O:98:LEU:HD23	2.22	0.55
2:B:126:LEU:O	2:B:127:ARG:C	2.43	0.55
2:B:298:PRO:O	2:B:299:GLN:C	2.44	0.55
2:H:301:VAL:HB	2:H:302:PRO:CD	2.37	0.55
2:H:306:ILE:O	2:H:309:ILE:HB	2.06	0.55
2:H:91:PHE:O	2:H:94:ASP:N	2.38	0.55
3:N:95:PHE:CB	3:N:141:LYS:HA	2.36	0.55
2:D:124:GLU:HB2	2:D:125:PRO:CD	2.36	0.55
2:D:75:ASN:ND2	3:N:19:ARG:NH2	2.54	0.55
1:G:34:ILE:O	1:G:37:SER:HB3	2.07	0.55
4:Q:53:ARG:O	4:Q:54:ASP:HB3	2.07	0.55
2:F:131:LYS:O	2:F:132:ASP:O	2.24	0.55
3:O:125:THR:O	3:O:126:THR:OG1	2.22	0.55
1:K:49:ASN:O	1:K:50:VAL:C	2.44	0.55
1:E:157:ALA:O	1:E:160:CYS:HB2	2.07	0.55
1:E:49:ASN:O	1:E:50:VAL:C	2.44	0.55
4:U:83:LEU:HD12	4:U:83:LEU:C	2.27	0.55
4:U:84:ILE:O	4:U:87:TYR:N	2.40	0.55
4:U:90:LEU:CD2	4:U:90:LEU:H	2.18	0.55
3:R:106:ASN:HB3	3:R:109:ILE:CG1	2.37	0.55
2:B:347:SER:H	2:B:350:ASN:HB2	1.72	0.55
2:D:347:SER:H	2:D:350:ASN:HB2	1.72	0.55
2:D:323:VAL:HG23	2:D:324:PHE:N	2.22	0.55
1:K:250:LEU:HA	1:K:253:LEU:CD1	2.35	0.55
1:G:176:LEU:HB3	1:G:177:PRO:HD3	1.89	0.55
1:E:179:THR:HG21	1:E:211:HIS:CE1	2.41	0.55

Continued on next page...

Continued from previous page...

Atom-1	Atom-2	Interatomic distance (Å)	Clash overlap (Å)
1:E:154:ARG:HH21	1:E:182:LEU:HD22	1.71	0.55
1:E:190:VAL:HG12	1:E:194:SER:OG	2.07	0.55
1:E:274:VAL:HG11	1:E:292:THR:CG2	2.32	0.55
3:M:179:VAL:H	3:M:415:ASN:CB	2.20	0.55
1:I:113:HIS:CD2	1:I:115:THR:H	2.23	0.55
3:N:34:MET:HB3	3:N:35:PRO:CD	2.35	0.55
3:R:409:VAL:CG1	3:R:410:ARG:N	2.67	0.55
4:X:5:MET:C	4:X:6:LEU:HD12	2.27	0.55
4:U:5:MET:C	4:U:6:LEU:HD12	2.27	0.55
3:O:310:VAL:HG22	3:O:311:GLU:N	2.21	0.55
3:R:212:LEU:HD12	3:R:213:GLY:N	2.22	0.55
1:G:589:LYS:HG2	1:G:590:VAL:N	2.21	0.55
2:D:28:GLU:HA	2:D:28:GLU:OE2	2.07	0.55
1:E:470:GLN:HB2	1:E:471:PRO:CD	2.34	0.55
2:F:429:ILE:O	2:F:432:LEU:CB	2.55	0.55
1:G:340:HIS:O	1:G:343:VAL:HG22	2.06	0.55
1:G:460:TYR:HA	1:G:463:ILE:HD12	1.88	0.55
2:H:449:ILE:HG22	2:H:450:TRP:N	2.22	0.55
2:J:262:VAL:HG23	2:J:263:LEU:N	2.21	0.55
3:M:76:CYS:HB2	3:M:79:LEU:HD12	1.89	0.55
2:H:317:LEU:HD22	2:H:317:LEU:N	2.13	0.55
1:C:51:ALA:O	1:C:54:LEU:N	2.40	0.55
4:T:83:LEU:C	4:T:83:LEU:HD12	2.27	0.55
2:D:343:ILE:C	2:D:345:LEU:N	2.59	0.55
2:D:34:VAL:O	2:D:38:ILE:HD13	2.07	0.55
4:Q:33:ARG:CG	4:Q:34:GLU:H	2.19	0.55
3:N:62:HIS:NE2	3:N:98:LEU:HD23	2.22	0.55
4:X:84:ILE:O	4:X:87:TYR:N	2.40	0.55
1:E:51:ALA:O	1:E:54:LEU:N	2.40	0.55
2:L:323:VAL:HG23	2:L:324:PHE:N	2.22	0.55
2:J:347:SER:CA	2:J:350:ASN:HD22	2.19	0.55
2:D:339:LEU:O	2:D:341:ILE:N	2.40	0.55
1:A:154:ARG:HH21	1:A:182:LEU:HD22	1.71	0.55
1:A:267:MET:O	1:A:270:ILE:HG22	2.07	0.55
1:G:190:VAL:HG12	1:G:194:SER:OG	2.07	0.55
1:E:267:MET:O	1:E:269:ASP:N	2.39	0.55
3:O:233:LEU:CD1	3:O:269:LEU:HD22	2.37	0.55
3:O:267:TYR:CD2	3:O:269:LEU:HD21	2.42	0.55
3:M:56:ARG:NH1	3:M:56:ARG:HG3	2.21	0.55
3:R:56:ARG:NH1	3:R:56:ARG:HG3	2.21	0.55
4:U:33:ARG:CG	4:U:34:GLU:H	2.19	0.55

Continued on next page...

Continued from previous page...

Atom-1	Atom-2	Interatomic distance (Å)	Clash overlap (Å)
3:N:91:PHE:O	3:N:94:TYR:N	2.40	0.55
3:O:212:LEU:HD12	3:O:213:GLY:N	2.22	0.55
1:I:589:LYS:HG2	1:I:590:VAL:N	2.21	0.55
3:V:310:VAL:HG22	3:V:311:GLU:N	2.21	0.55
3:P:310:VAL:HG22	3:P:311:GLU:N	2.21	0.55
3:N:408:TRP:CD1	3:N:408:TRP:N	2.75	0.55
3:V:408:TRP:CD1	3:V:408:TRP:N	2.75	0.55
1:A:316:PHE:O	1:A:319:ASN:N	2.35	0.55
1:E:504:GLU:O	1:E:508:ILE:HD13	2.07	0.55
1:K:350:ILE:HG21	1:K:368:LEU:HD22	1.88	0.55
1:G:350:ILE:HD13	1:G:368:LEU:CD2	2.36	0.55
2:H:429:ILE:O	2:H:432:LEU:CB	2.55	0.55
1:I:333:LEU:HD12	1:I:368:LEU:HD12	1.89	0.55
1:I:527:LEU:O	1:I:528:THR:C	2.42	0.55
1:C:430:GLY:CA	1:C:433:VAL:HG23	2.37	0.55
2:D:488:ILE:HG22	2:D:503:VAL:HG22	1.87	0.55
2:J:85:ILE:C	2:J:87:ALA:H	2.10	0.55
3:O:10:ASP:O	3:O:11:LEU:C	2.45	0.55
3:M:62:HIS:NE2	3:M:98:LEU:HD23	2.22	0.55
3:N:131:LEU:C	3:N:133:GLU:H	2.09	0.55
1:G:157:ALA:O	1:G:160:CYS:HB2	2.07	0.55
1:G:53:LEU:O	1:G:54:LEU:C	2.44	0.55
3:O:125:THR:CG2	3:O:126:THR:N	2.69	0.55
4:W:16:LEU:CD1	4:W:111:TYR:CZ	2.89	0.55
1:E:285:GLY:O	1:E:286:ASN:C	2.45	0.55
2:H:351:ILE:O	2:H:352:ALA:C	2.44	0.55
3:M:106:ASN:HB3	3:M:109:ILE:CG1	2.37	0.55
2:D:347:SER:CA	2:D:350:ASN:HD22	2.19	0.55
1:K:430:GLY:CA	1:K:433:VAL:HG23	2.37	0.55
2:J:333:TYR:HD1	2:J:334:VAL:N	2.05	0.55
1:C:267:MET:O	1:C:270:ILE:HG22	2.07	0.55
1:K:267:MET:O	1:K:270:ILE:HG22	2.07	0.55
1:E:254:ARG:HB2	1:E:295:THR:OG1	2.07	0.55
3:V:91:PHE:O	3:V:94:TYR:N	2.40	0.55
4:S:18:LYS:HG3	4:S:20:TYR:HE1	1.71	0.55
3:N:310:VAL:HG22	3:N:311:GLU:N	2.21	0.55
2:B:488:ILE:HG22	2:B:503:VAL:HG22	1.87	0.54
1:E:353:CYS:O	1:E:356:ASP:N	2.39	0.54
2:F:484:LEU:C	2:F:484:LEU:HD23	2.27	0.54
2:F:537:ALA:O	2:F:540:VAL:HB	2.07	0.54
1:K:363:ARG:O	1:K:366:MET:N	2.41	0.54

Continued on next page...

Continued from previous page...

Atom-1	Atom-2	Interatomic distance (Å)	Clash overlap (Å)
1:K:333:LEU:HD12	1:K:368:LEU:HD12	1.89	0.54
1:K:552:GLY:O	1:K:560:GLN:HG3	2.07	0.54
1:G:363:ARG:O	1:G:366:MET:N	2.41	0.54
1:G:552:GLY:O	1:G:560:GLN:HG3	2.08	0.54
1:I:460:TYR:HA	1:I:463:ILE:HD12	1.88	0.54
2:J:449:ILE:HG22	2:J:450:TRP:N	2.22	0.54
1:I:565:GLU:CD	2:J:526:TYR:HH	2.09	0.54
2:L:582:VAL:O	2:L:584:GLY:N	2.40	0.54
3:V:131:LEU:C	3:V:133:GLU:H	2.09	0.54
2:B:574:TYR:O	2:B:575:HIS:HB2	2.08	0.54
2:B:75:ASN:ND2	3:M:19:ARG:NH2	2.54	0.54
2:H:113:ILE:HD12	2:H:113:ILE:N	2.21	0.54
2:H:582:VAL:O	2:H:584:GLY:N	2.40	0.54
3:P:76:CYS:HB2	3:P:79:LEU:HD12	1.89	0.54
1:C:8:ARG:O	1:C:9:GLU:C	2.45	0.54
2:D:302:PRO:O	2:D:303:LEU:C	2.44	0.54
3:N:76:CYS:HB2	3:N:79:LEU:HD12	1.89	0.54
1:A:131:SER:O	1:A:132:SER:C	2.43	0.54
1:G:75:ALA:O	1:G:76:SER:O	2.25	0.54
1:G:8:ARG:O	1:G:9:GLU:C	2.45	0.54
1:I:8:ARG:O	1:I:9:GLU:C	2.45	0.54
4:X:90:LEU:O	4:X:91:LEU:C	2.45	0.54
2:F:37:VAL:O	2:F:38:ILE:C	2.44	0.54
3:O:76:CYS:HB2	3:O:79:LEU:HD12	1.89	0.54
1:K:51:ALA:O	1:K:54:LEU:N	2.40	0.54
4:W:83:LEU:HD12	4:W:83:LEU:C	2.27	0.54
4:W:84:ILE:O	4:W:87:TYR:N	2.40	0.54
4:W:90:LEU:O	4:W:91:LEU:C	2.45	0.54
4:U:86:ARG:O	4:U:89:GLU:CB	2.56	0.54
3:V:62:HIS:NE2	3:V:98:LEU:HD23	2.22	0.54
3:N:106:ASN:HB3	3:N:109:ILE:CG1	2.37	0.54
2:B:323:VAL:HG23	2:B:324:PHE:N	2.22	0.54
2:J:339:LEU:O	2:J:341:ILE:N	2.40	0.54
1:A:175:PHE:O	1:A:176:LEU:C	2.44	0.54
1:C:190:VAL:HG12	1:C:194:SER:OG	2.07	0.54
2:F:16:PHE:HZ	3:M:416:GLY:CA	2.20	0.54
1:I:175:PHE:O	1:I:176:LEU:C	2.44	0.54
1:I:274:VAL:HG11	1:I:292:THR:CG2	2.32	0.54
2:L:20:ALA:C	2:L:22:LEU:N	2.60	0.54
1:G:467:TYR:OH	1:G:511:SER:HB2	2.07	0.54
3:M:56:ARG:N	3:M:56:ARG:CD	2.70	0.54

Continued on next page...

Continued from previous page...

Atom-1	Atom-2	Interatomic distance (Å)	Clash overlap (Å)
3:R:91:PHE:O	3:R:94:TYR:N	2.40	0.54
3:P:397:ILE:HD13	3:P:405:ALA:HB3	1.89	0.54
3:M:397:ILE:HD13	3:M:405:ALA:HB3	1.89	0.54
3:O:408:TRP:CD1	3:O:408:TRP:N	2.74	0.54
1:K:344:GLN:HE21	1:K:374:ASN:ND2	2.04	0.54
1:I:552:GLY:O	1:I:560:GLN:HG3	2.07	0.54
2:J:429:ILE:O	2:J:432:LEU:CB	2.55	0.54
1:C:363:ARG:O	1:C:366:MET:N	2.40	0.54
2:L:128:LYS:O	2:L:130:LEU:N	2.41	0.54
2:L:306:ILE:O	2:L:309:ILE:HB	2.06	0.54
1:C:55:TYR:O	1:C:56:MET:C	2.44	0.54
4:T:90:LEU:O	4:T:91:LEU:C	2.45	0.54
2:D:183:ALA:O	2:D:187:ILE:HG13	2.08	0.54
2:D:301:VAL:HB	2:D:302:PRO:CD	2.37	0.54
4:Q:84:ILE:O	4:Q:87:TYR:N	2.40	0.54
4:Q:86:ARG:O	4:Q:89:GLU:CB	2.56	0.54
1:I:51:ALA:O	1:I:54:LEU:N	2.40	0.54
2:F:92:VAL:HA	2:F:95:CYS:SG	2.47	0.54
2:B:333:TYR:CD2	3:M:48:PRO:HD3	2.42	0.54
2:J:333:TYR:CD2	3:R:48:PRO:HD3	2.42	0.54
2:D:333:TYR:CD2	3:N:48:PRO:HD3	2.42	0.54
2:D:333:TYR:HD1	2:D:334:VAL:N	2.05	0.54
1:C:175:PHE:O	1:C:176:LEU:C	2.44	0.54
1:C:193:THR:O	1:C:194:SER:C	2.46	0.54
1:K:176:LEU:HB3	1:K:177:PRO:HD3	1.89	0.54
1:K:193:THR:O	1:K:194:SER:C	2.46	0.54
1:I:179:THR:HG21	1:I:211:HIS:CE1	2.42	0.54
1:E:467:TYR:OH	1:E:511:SER:HB2	2.08	0.54
1:A:467:TYR:OH	1:A:511:SER:HB2	2.08	0.54
3:N:233:LEU:CD1	3:N:269:LEU:HD22	2.37	0.54
3:P:185:ALA:C	3:P:187:GLY:N	2.57	0.54
3:O:91:PHE:O	3:O:94:TYR:N	2.40	0.54
3:N:83:PHE:O	3:N:86:LYS:HB2	2.07	0.54
1:K:479:CYS:O	1:K:483:TYR:N	2.31	0.54
3:N:212:LEU:HD12	3:N:213:GLY:N	2.22	0.54
3:M:212:LEU:HD12	3:M:213:GLY:N	2.21	0.54
4:Q:74:GLN:O	4:Q:74:GLN:HG2	2.08	0.54
2:B:28:GLU:HA	2:B:28:GLU:OE2	2.07	0.54
2:B:464:GLU:HG3	2:B:465:LEU:HD12	1.88	0.54
1:E:372:LEU:H	1:E:372:LEU:HD12	1.68	0.54
1:E:430:GLY:CA	1:E:433:VAL:HG23	2.37	0.54

Continued on next page...

Continued from previous page...

Atom-1	Atom-2	Interatomic distance (Å)	Clash overlap (Å)
2:H:464:GLU:HG3	2:H:465:LEU:HD12	1.88	0.54
2:H:492:PHE:CG	2:H:503:VAL:HG21	2.43	0.54
1:I:350:ILE:HG21	1:I:368:LEU:HD22	1.88	0.54
2:J:409:GLU:O	2:J:412:VAL:HB	2.08	0.54
2:J:461:ASN:HB3	2:J:465:LEU:HD11	1.88	0.54
2:J:491:LEU:HD13	2:J:499:THR:HG21	1.88	0.54
1:C:366:MET:SD	1:C:400:CYS:SG	3.06	0.54
1:C:504:GLU:O	1:C:508:ILE:HD13	2.07	0.54
2:D:414:ILE:O	2:D:417:ILE:HB	2.07	0.54
2:B:183:ALA:O	2:B:187:ILE:HG13	2.07	0.54
2:B:88:VAL:HG11	2:B:121:TYR:HD2	1.69	0.54
1:C:67:GLN:NE2	1:C:93:LEU:HD23	2.17	0.54
2:D:128:LYS:O	2:D:130:LEU:N	2.41	0.54
2:D:262:VAL:O	2:D:266:PHE:HD1	1.90	0.54
2:D:39:ALA:C	2:D:41:MET:N	2.61	0.54
2:D:582:VAL:O	2:D:584:GLY:N	2.40	0.54
3:N:325:PHE:CD1	3:N:332:VAL:HB	2.43	0.54
3:P:10:ASP:O	3:P:11:LEU:C	2.45	0.54
2:F:582:VAL:O	2:F:584:GLY:N	2.40	0.54
2:F:85:ILE:C	2:F:87:ALA:N	2.60	0.54
3:O:118:MET:HB2	3:O:123:PRO:CA	2.38	0.54
3:O:79:LEU:O	3:O:80:VAL:C	2.45	0.54
3:P:325:PHE:CD2	3:P:325:PHE:N	2.72	0.54
1:E:157:ALA:O	1:E:158:ALA:C	2.44	0.54
1:E:8:ARG:HD2	3:M:337:GLU:CB	2.37	0.54
2:H:333:TYR:CD2	3:P:48:PRO:HD3	2.42	0.54
2:L:339:LEU:O	2:L:341:ILE:N	2.40	0.54
2:F:333:TYR:CD2	3:O:48:PRO:HD3	2.42	0.54
3:V:325:PHE:CD1	3:V:332:VAL:HB	2.43	0.54
1:K:190:VAL:HG12	1:K:194:SER:OG	2.07	0.54
1:G:172:MET:CE	1:G:172:MET:N	2.68	0.54
3:N:179:VAL:H	3:N:415:ASN:CB	2.20	0.54
4:W:5:MET:C	4:W:6:LEU:HD12	2.27	0.54
4:W:22:ALA:O	4:W:23:THR:OG1	2.22	0.54
1:K:366:MET:SD	1:K:400:CYS:SG	3.06	0.54
1:G:366:MET:SD	1:G:400:CYS:SG	3.06	0.54
1:G:333:LEU:HD12	1:G:368:LEU:HD12	1.89	0.54
2:J:492:PHE:CG	2:J:503:VAL:HG21	2.43	0.54
1:C:361:ILE:O	1:C:362:LYS:C	2.46	0.54
1:C:449:VAL:HG13	1:C:452:HIS:NE2	2.23	0.54
2:J:85:ILE:C	2:J:87:ALA:N	2.60	0.54

Continued on next page...

Continued from previous page...

Atom-1	Atom-2	Interatomic distance (Å)	Clash overlap (Å)
2:L:263:LEU:HD13	2:L:284:LEU:HD11	1.90	0.54
3:M:79:LEU:O	3:M:80:VAL:C	2.45	0.54
2:H:262:VAL:O	2:H:266:PHE:HD1	1.90	0.54
2:H:85:ILE:C	2:H:87:ALA:N	2.61	0.54
3:N:125:THR:CG2	3:N:126:THR:N	2.69	0.54
1:G:55:TYR:O	1:G:56:MET:C	2.44	0.54
4:Q:109:LYS:HA	4:Q:112:PHE:CD1	2.35	0.54
2:F:262:VAL:O	2:F:266:PHE:HD1	1.90	0.54
2:F:574:TYR:O	2:F:575:HIS:HB2	2.08	0.54
1:K:157:ALA:O	1:K:160:CYS:HB2	2.07	0.54
3:M:325:PHE:CD1	3:M:332:VAL:HB	2.43	0.54
2:L:333:TYR:CD2	3:V:48:PRO:HD3	2.42	0.54
1:A:430:GLY:CA	1:A:433:VAL:HG23	2.37	0.54
2:B:347:SER:CA	2:B:350:ASN:HD22	2.19	0.54
2:B:333:TYR:HD1	2:B:334:VAL:N	2.05	0.54
1:A:254:ARG:HB2	1:A:295:THR:OG1	2.07	0.54
1:G:254:ARG:HB2	1:G:295:THR:OG1	2.07	0.54
3:O:276:LEU:N	3:O:418:TYR:OH	2.40	0.54
1:E:191:LEU:O	1:E:195:VAL:HG23	2.06	0.54
3:M:276:LEU:N	3:M:418:TYR:OH	2.40	0.54
3:P:168:LYS:HE3	3:P:170:GLU:CD	2.28	0.54
3:R:267:TYR:CD2	3:R:269:LEU:HD21	2.42	0.54
3:O:34:MET:HB3	3:O:35:PRO:CD	2.35	0.54
3:P:56:ARG:HG3	3:P:56:ARG:NH1	2.21	0.54
3:P:91:PHE:O	3:P:94:TYR:N	2.40	0.54
3:M:91:PHE:O	3:M:94:TYR:N	2.40	0.54
1:A:491:GLN:HB2	1:G:276:THR:HG23	1.90	0.54
1:C:411:TYR:HD1	1:C:411:TYR:H	1.52	0.54
3:R:397:ILE:HD13	3:R:405:ALA:HB3	1.89	0.54
2:H:56:ASN:N	2:H:56:ASN:HD22	2.06	0.54
1:A:504:GLU:O	1:A:508:ILE:HD13	2.07	0.54
1:E:449:VAL:HG13	1:E:452:HIS:NE2	2.23	0.54
1:E:451:MET:H	1:E:451:MET:HE2	1.72	0.54
2:F:410:ALA:O	2:F:411:ILE:C	2.46	0.54
2:L:464:GLU:HG3	2:L:465:LEU:HD12	1.88	0.54
1:G:346:HIS:O	1:G:347:ARG:C	2.45	0.54
1:G:437:ALA:O	1:G:438:VAL:C	2.46	0.54
2:J:105:LEU:HA	2:J:108:ARG:HG2	1.90	0.54
2:B:566:TYR:O	2:B:569:THR:CB	2.47	0.54
2:H:138:ARG:O	2:H:139:LYS:C	2.46	0.54
2:H:191:HIS:HA	2:H:195:ASN:HD22	1.70	0.54

Continued on next page...

Continued from previous page...

Atom-1	Atom-2	Interatomic distance (Å)	Clash overlap (Å)
3:P:125:THR:O	3:P:126:THR:OG1	2.22	0.54
1:C:157:ALA:O	1:C:160:CYS:HB2	2.07	0.54
4:T:59:TYR:HA	4:T:67:PHE:O	2.08	0.54
4:T:84:ILE:O	4:T:87:TYR:N	2.40	0.54
1:A:31:CYS:HB3	1:A:56:MET:HE1	1.88	0.54
3:N:325:PHE:CD2	3:N:325:PHE:N	2.72	0.54
4:S:86:ARG:O	4:S:89:GLU:CB	2.56	0.54
3:R:325:PHE:CD1	3:R:332:VAL:HB	2.43	0.54
2:F:183:ALA:O	2:F:187:ILE:HG13	2.07	0.54
1:K:53:LEU:O	1:K:54:LEU:C	2.44	0.54
1:K:8:ARG:O	1:K:9:GLU:C	2.45	0.54
4:W:59:TYR:HA	4:W:67:PHE:O	2.08	0.54
1:E:34:ILE:O	1:E:37:SER:HB3	2.07	0.54
1:E:54:LEU:O	1:E:57:HIS:HB3	2.06	0.54
1:E:75:ALA:O	1:E:76:SER:O	2.25	0.54
2:H:321:MET:C	2:H:323:VAL:N	2.60	0.54
2:L:347:SER:H	2:L:350:ASN:HB2	1.72	0.54
2:J:347:SER:H	2:J:350:ASN:HB2	1.72	0.54
2:J:337:GLU:O	2:J:341:ILE:HD13	2.06	0.54
1:G:193:THR:O	1:G:194:SER:C	2.46	0.54
2:F:207:LEU:O	2:F:210:ALA:HB3	2.08	0.54
3:R:34:MET:HB3	3:R:35:PRO:CD	2.35	0.54
3:M:34:MET:HB3	3:M:35:PRO:CD	2.35	0.54
3:O:397:ILE:HD13	3:O:405:ALA:HB3	1.89	0.54
1:I:513:LEU:HD12	1:I:513:LEU:N	2.23	0.54
1:A:442:ILE:CD1	1:A:475:VAL:HG13	2.38	0.54
2:B:484:LEU:C	2:B:484:LEU:HD23	2.27	0.54
2:F:492:PHE:CG	2:F:503:VAL:HG21	2.43	0.54
1:K:455:THR:O	1:K:456:VAL:C	2.46	0.54
2:L:470:LEU:O	2:L:471:ASP:C	2.46	0.54
2:L:480:VAL:O	2:L:481:GLN:C	2.46	0.54
1:G:442:ILE:CD1	1:G:475:VAL:HG13	2.38	0.54
1:I:438:VAL:CB	1:I:439:PRO:HD3	2.28	0.54
1:I:455:THR:O	1:I:456:VAL:C	2.46	0.54
1:C:340:HIS:O	1:C:343:VAL:HG22	2.06	0.54
2:D:410:ALA:O	2:D:411:ILE:C	2.46	0.54
2:J:301:VAL:HB	2:J:302:PRO:CD	2.37	0.54
2:J:582:VAL:O	2:J:584:GLY:N	2.40	0.54
2:L:85:ILE:C	2:L:87:ALA:N	2.60	0.54
3:V:79:LEU:O	3:V:80:VAL:C	2.45	0.54
2:B:262:VAL:O	2:B:266:PHE:HD1	1.90	0.54

Continued on next page...

Continued from previous page...

Atom-1	Atom-2	Interatomic distance (Å)	Clash overlap (Å)
2:B:99:ASN:O	2:B:100:PRO:C	2.44	0.54
2:H:183:ALA:O	2:H:187:ILE:HG13	2.07	0.54
1:A:157:ALA:O	1:A:160:CYS:HB2	2.07	0.54
4:Q:59:TYR:HA	4:Q:67:PHE:O	2.08	0.54
4:X:109:LYS:HA	4:X:112:PHE:CD1	2.35	0.54
4:X:86:ARG:O	4:X:89:GLU:CB	2.56	0.54
2:F:148:LEU:HA	2:F:151:ILE:HG13	1.90	0.54
2:F:34:VAL:O	2:F:38:ILE:HD13	2.07	0.54
2:F:60:THR:CG2	2:F:61:ASP:H	2.05	0.54
2:H:333:TYR:HD1	2:H:334:VAL:N	2.05	0.54
2:H:347:SER:H	2:H:350:ASN:HB2	1.72	0.54
2:B:387:SER:HA	2:B:390:ARG:CD	2.26	0.54
2:J:323:VAL:HG23	2:J:324:PHE:N	2.22	0.54
1:A:190:VAL:HG12	1:A:194:SER:OG	2.07	0.54
3:M:416:GLY:O	3:M:418:TYR:N	2.41	0.54
1:I:154:ARG:HH21	1:I:182:LEU:HD22	1.71	0.54
3:P:233:LEU:CD1	3:P:269:LEU:HD22	2.37	0.54
4:T:50:LEU:HB3	4:T:57:VAL:CG2	2.38	0.54
2:D:225:CYS:C	2:D:227:GLY:N	2.61	0.54
1:A:449:VAL:HG13	1:A:452:HIS:NE2	2.23	0.54
1:A:470:GLN:HB2	1:A:471:PRO:CD	2.34	0.54
1:A:552:GLY:O	1:A:560:GLN:HG3	2.07	0.54
1:K:533:LEU:O	1:K:536:ARG:N	2.40	0.54
2:H:409:GLU:O	2:H:412:VAL:HB	2.08	0.54
2:J:521:ASP:C	2:J:523:GLY:N	2.55	0.54
2:L:343:ILE:HG22	2:L:344:ARG:N	2.23	0.54
2:L:566:TYR:O	2:L:569:THR:CB	2.47	0.54
2:B:105:LEU:HA	2:B:108:ARG:HG2	1.89	0.54
2:H:569:THR:O	2:H:572:SER:CB	2.53	0.54
1:C:285:GLY:O	1:C:286:ASN:C	2.45	0.54
1:C:159:LEU:HB2	4:T:119:MET:HE1	1.89	0.54
2:D:263:LEU:HD13	2:D:284:LEU:HD11	1.90	0.54
2:D:302:PRO:O	2:D:305:ASN:N	2.41	0.54
1:A:285:GLY:O	1:A:286:ASN:C	2.45	0.54
4:X:83:LEU:HD12	4:X:83:LEU:C	2.27	0.54
2:F:105:LEU:HA	2:F:108:ARG:HG2	1.90	0.54
3:P:325:PHE:CD1	3:P:332:VAL:HB	2.43	0.54
2:H:387:SER:HA	2:H:390:ARG:CD	2.26	0.54
2:D:321:MET:C	2:D:323:VAL:N	2.60	0.54
1:A:193:THR:O	1:A:194:SER:C	2.46	0.54
1:K:175:PHE:O	1:K:176:LEU:C	2.44	0.54

Continued on next page...

Continued from previous page...

Atom-1	Atom-2	Interatomic distance (Å)	Clash overlap (Å)
4:Q:71:ILE:HG22	4:Q:72:GLU:H	1.71	0.54
1:E:175:PHE:O	1:E:176:LEU:C	2.44	0.54
1:I:176:LEU:HB3	1:I:177:PRO:HD3	1.89	0.54
1:I:267:MET:O	1:I:270:ILE:HG22	2.07	0.54
1:C:467:TYR:OH	1:C:511:SER:HB2	2.08	0.54
2:J:20:ALA:C	2:J:22:LEU:N	2.60	0.54
4:S:53:ARG:O	4:S:54:ASP:HB3	2.07	0.54
4:S:74:GLN:O	4:S:74:GLN:HG2	2.08	0.54
2:B:480:VAL:O	2:B:481:GLN:C	2.46	0.54
2:B:492:PHE:CG	2:B:503:VAL:HG21	2.43	0.54
1:E:437:ALA:O	1:E:438:VAL:C	2.46	0.54
2:F:510:ALA:CB	2:F:519:LEU:HD11	2.34	0.54
2:F:493:LEU:HD13	2:F:538:LYS:HA	1.90	0.54
2:L:414:ILE:O	2:L:417:ILE:HB	2.07	0.54
2:H:493:LEU:HD13	2:H:538:LYS:HA	1.90	0.54
1:I:346:HIS:O	1:I:347:ARG:C	2.45	0.54
2:J:491:LEU:CD1	2:J:492:PHE:N	2.66	0.54
1:C:437:ALA:O	1:C:438:VAL:C	2.46	0.54
2:D:480:VAL:O	2:D:481:GLN:C	2.46	0.54
2:J:148:LEU:HA	2:J:151:ILE:HG13	1.90	0.54
2:J:216:GLU:HB2	2:J:217:TRP:HE3	1.66	0.54
2:L:183:ALA:O	2:L:187:ILE:HG13	2.07	0.54
2:L:302:PRO:O	2:L:305:ASN:N	2.41	0.54
3:M:10:ASP:O	3:M:11:LEU:C	2.45	0.54
2:H:343:ILE:HG22	2:H:344:ARG:N	2.23	0.54
1:C:34:ILE:O	1:C:37:SER:HB3	2.07	0.54
4:T:86:ARG:O	4:T:89:GLU:CB	2.56	0.54
3:N:118:MET:HB2	3:N:123:PRO:CA	2.38	0.54
1:A:8:ARG:O	1:A:9:GLU:C	2.45	0.54
4:S:90:LEU:O	4:S:91:LEU:C	2.45	0.54
3:P:62:HIS:NE2	3:P:98:LEU:HD23	2.22	0.54
4:Q:83:LEU:HD12	4:Q:83:LEU:C	2.27	0.54
1:I:54:LEU:O	1:I:57:HIS:HB3	2.06	0.54
4:W:50:LEU:HB3	4:W:57:VAL:CG2	2.38	0.54
4:W:86:ARG:O	4:W:89:GLU:CB	2.56	0.54
1:E:8:ARG:O	1:E:9:GLU:C	2.45	0.54
2:H:323:VAL:HG23	2:H:324:PHE:N	2.22	0.54
2:L:347:SER:CA	2:L:350:ASN:HD22	2.19	0.54
2:D:387:SER:CA	2:D:390:ARG:HD2	2.25	0.54
2:F:324:PHE:HE2	2:F:341:ILE:HG21	1.70	0.54
2:F:333:TYR:HD1	2:F:334:VAL:N	2.05	0.54

Continued on next page...

Continued from previous page...

Atom-1	Atom-2	Interatomic distance (Å)	Clash overlap (Å)
2:L:41:MET:HE3	2:L:47:VAL:HG21	1.88	0.54
1:C:154:ARG:HH21	1:C:182:LEU:HD22	1.71	0.54
3:O:277:ILE:N	3:O:418:TYR:OH	2.40	0.54
2:L:19:LYS:O	2:L:22:LEU:HB3	2.08	0.54
3:P:416:GLY:O	3:P:418:TYR:N	2.41	0.54
2:D:207:LEU:O	2:D:210:ALA:HB3	2.08	0.54
2:J:207:LEU:O	2:J:210:ALA:HB3	2.08	0.54
3:V:233:LEU:CD1	3:V:269:LEU:HD22	2.37	0.54
2:J:19:LYS:O	2:J:22:LEU:HB3	2.08	0.54
4:U:30:LYS:HA	4:U:30:LYS:HZ1	1.72	0.54
3:V:397:ILE:HD13	3:V:405:ALA:HB3	1.89	0.54
2:B:56:ASN:HD22	2:B:56:ASN:N	2.06	0.54
2:B:410:ALA:O	2:B:411:ILE:C	2.46	0.54
1:E:552:GLY:O	1:E:560:GLN:HG3	2.07	0.54
1:K:543:ARG:O	1:K:547:VAL:HG23	2.08	0.54
2:L:429:ILE:O	2:L:432:LEU:CB	2.55	0.54
1:G:361:ILE:O	1:G:362:LYS:C	2.46	0.54
1:G:449:VAL:HG13	1:G:452:HIS:NE2	2.23	0.54
1:I:344:GLN:O	1:I:346:HIS:N	2.41	0.54
2:J:413:VAL:O	2:J:414:ILE:C	2.46	0.54
2:J:470:LEU:O	2:J:471:ASP:C	2.46	0.54
2:J:493:LEU:HD13	2:J:538:LYS:HA	1.90	0.54
1:C:442:ILE:CD1	1:C:475:VAL:HG13	2.38	0.54
1:C:470:GLN:HB2	1:C:471:PRO:CD	2.34	0.54
2:L:301:VAL:HB	2:L:302:PRO:CD	2.37	0.54
2:L:574:TYR:O	2:L:575:HIS:HB2	2.07	0.54
2:B:100:PRO:O	2:B:101:LEU:C	2.44	0.54
2:B:211:LEU:HD13	2:B:247:ARG:HD2	1.90	0.54
2:B:34:VAL:O	2:B:38:ILE:HD13	2.07	0.54
2:B:573:VAL:HG13	2:B:574:TYR:N	2.23	0.54
3:M:118:MET:HB2	3:M:123:PRO:CA	2.38	0.54
2:H:211:LEU:HD13	2:H:247:ARG:HD2	1.90	0.54
1:G:38:PHE:CD1	1:G:69:GLU:OE1	2.61	0.54
4:X:83:LEU:O	4:X:86:ARG:N	2.37	0.54
2:F:301:VAL:HB	2:F:302:PRO:CD	2.37	0.54
2:F:302:PRO:O	2:F:305:ASN:N	2.41	0.54
1:E:6:ARG:CZ	3:M:336:PRO:HB2	2.38	0.54
1:I:498:ILE:CG2	1:I:499:GLN:N	2.65	0.54
3:O:325:PHE:CD1	3:O:332:VAL:HB	2.43	0.54
1:K:254:ARG:HB2	1:K:295:THR:OG1	2.07	0.54
1:E:267:MET:O	1:E:270:ILE:HG22	2.07	0.54

Continued on next page...

Continued from previous page...

Atom-1	Atom-2	Interatomic distance (Å)	Clash overlap (Å)
2:B:20:ALA:C	2:B:22:LEU:N	2.60	0.54
2:H:207:LEU:O	2:H:210:ALA:HB3	2.08	0.54
3:M:233:LEU:CD1	3:M:268:ARG:O	2.56	0.54
3:P:174:ASP:N	3:P:174:ASP:OD2	2.39	0.54
3:V:83:PHE:O	3:V:86:LYS:HB2	2.07	0.54
3:P:83:PHE:O	3:P:86:LYS:HB2	2.07	0.54
1:A:491:GLN:HB2	1:G:276:THR:CG2	2.38	0.54
1:I:540:THR:O	1:I:542:ASN:N	2.41	0.54
1:C:513:LEU:N	1:C:513:LEU:HD12	2.23	0.54
1:K:513:LEU:N	1:K:513:LEU:HD12	2.23	0.54
1:A:344:GLN:O	1:A:346:HIS:N	2.41	0.54
1:A:346:HIS:O	1:A:347:ARG:C	2.45	0.54
1:A:363:ARG:O	1:A:366:MET:N	2.41	0.54
1:A:369:SER:O	1:A:370:PHE:C	2.46	0.54
2:B:414:ILE:O	2:B:417:ILE:HB	2.07	0.54
1:E:333:LEU:HD12	1:E:368:LEU:HD12	1.89	0.54
1:E:369:SER:O	1:E:370:PHE:C	2.46	0.54
1:E:531:MET:SD	1:E:566:TYR:HB3	2.48	0.54
1:K:361:ILE:O	1:K:362:LYS:C	2.46	0.54
1:K:437:ALA:O	1:K:438:VAL:C	2.46	0.54
2:L:409:GLU:O	2:L:412:VAL:HB	2.08	0.54
1:I:369:SER:O	1:I:370:PHE:C	2.46	0.54
1:I:504:GLU:O	1:I:508:ILE:HD13	2.07	0.54
1:C:389:LEU:CD1	1:C:400:CYS:HB3	2.38	0.54
1:C:552:GLY:O	1:C:560:GLN:HG3	2.07	0.54
2:D:409:GLU:O	2:D:412:VAL:HB	2.08	0.54
2:J:104:ALA:CB	2:J:136:TYR:HD2	2.20	0.54
2:J:191:HIS:O	2:J:191:HIS:ND1	2.41	0.54
2:J:574:TYR:O	2:J:575:HIS:HB2	2.08	0.54
2:L:148:LEU:HA	2:L:151:ILE:HG13	1.90	0.54
2:L:262:VAL:O	2:L:266:PHE:HD1	1.90	0.54
3:V:76:CYS:HB2	3:V:79:LEU:HD12	1.89	0.54
2:B:302:PRO:O	2:B:305:ASN:N	2.41	0.54
2:B:39:ALA:C	2:B:41:MET:N	2.61	0.54
2:H:149:HIS:CE1	2:H:187:ILE:HG23	2.43	0.54
2:H:302:PRO:O	2:H:305:ASN:N	2.41	0.54
2:H:574:TYR:O	2:H:575:HIS:HB2	2.07	0.54
2:D:211:LEU:HD13	2:D:247:ARG:HD2	1.90	0.54
4:X:50:LEU:HB3	4:X:57:VAL:CG2	2.38	0.54
2:F:128:LYS:O	2:F:130:LEU:N	2.41	0.54
2:F:302:PRO:O	2:F:303:LEU:C	2.44	0.54

Continued on next page...

Continued from previous page...

Atom-1	Atom-2	Interatomic distance (Å)	Clash overlap (Å)
1:K:75:ALA:O	1:K:76:SER:O	2.25	0.54
2:L:333:TYR:HD1	2:L:334:VAL:N	2.05	0.54
2:L:351:ILE:O	2:L:352:ALA:C	2.44	0.54
2:B:324:PHE:HE2	2:B:341:ILE:HG21	1.70	0.54
1:I:190:VAL:HG12	1:I:194:SER:OG	2.07	0.54
1:I:467:TYR:OH	1:I:511:SER:HB2	2.07	0.54
3:V:233:LEU:CD1	3:V:268:ARG:O	2.56	0.54
3:P:233:LEU:CD1	3:P:268:ARG:O	2.56	0.54
3:R:174:ASP:N	3:R:174:ASP:OD2	2.39	0.54
3:R:83:PHE:O	3:R:86:LYS:HB2	2.07	0.54
2:F:292:LEU:C	2:F:294:ALA:N	2.61	0.54
4:W:99:CYS:O	4:W:100:GLU:C	2.47	0.54
2:B:225:CYS:C	2:B:227:GLY:N	2.61	0.54
3:M:310:VAL:HG22	3:M:311:GLU:N	2.21	0.54
1:G:513:LEU:N	1:G:513:LEU:HD12	2.23	0.54
1:K:344:GLN:O	1:K:346:HIS:N	2.41	0.53
2:L:449:ILE:HG22	2:L:450:TRP:N	2.22	0.53
2:L:461:ASN:HB3	2:L:465:LEU:HD11	1.88	0.53
2:H:409:GLU:O	2:H:410:ALA:C	2.44	0.53
1:I:363:ARG:O	1:I:366:MET:N	2.41	0.53
1:I:366:MET:SD	1:I:400:CYS:SG	3.06	0.53
1:I:531:MET:SD	1:I:566:TYR:HB3	2.48	0.53
2:J:410:ALA:O	2:J:411:ILE:C	2.46	0.53
1:C:333:LEU:HD12	1:C:368:LEU:HD12	1.89	0.53
2:J:343:ILE:HG22	2:J:344:ARG:N	2.23	0.53
2:L:138:ARG:O	2:L:139:LYS:C	2.46	0.53
2:H:263:LEU:HD13	2:H:284:LEU:HD11	1.90	0.53
3:P:133:GLU:OE2	3:P:134:PHE:CE1	2.61	0.53
3:R:10:ASP:O	3:R:11:LEU:C	2.45	0.53
2:D:211:LEU:CD2	2:D:219:GLN:HA	2.39	0.53
1:A:75:ALA:O	1:A:76:SER:O	2.25	0.53
1:I:134:MET:O	1:I:137:ASP:N	2.38	0.53
1:I:10:LEU:O	1:I:13:THR:N	2.40	0.53
1:I:157:ALA:O	1:I:160:CYS:HB2	2.07	0.53
1:I:74:ILE:HG13	1:I:86:TYR:CE1	2.44	0.53
4:X:59:TYR:HA	4:X:67:PHE:O	2.08	0.53
2:F:39:ALA:C	2:F:41:MET:N	2.61	0.53
1:K:34:ILE:O	1:K:37:SER:HB3	2.07	0.53
3:R:8:VAL:O	3:R:16:LEU:CB	2.54	0.53
2:H:324:PHE:HE2	2:H:341:ILE:HG21	1.70	0.53
2:B:351:ILE:O	2:B:352:ALA:C	2.44	0.53

Continued on next page...

Continued from previous page...

Atom-1	Atom-2	Interatomic distance (Å)	Clash overlap (Å)
2:D:335:LYS:HB3	2:D:369:PHE:CE1	2.43	0.53
1:A:176:LEU:HB3	1:A:177:PRO:HD3	1.89	0.53
3:N:276:LEU:N	3:N:418:TYR:OH	2.40	0.53
3:P:179:VAL:H	3:P:415:ASN:CB	2.20	0.53
1:G:36:SER:HA	1:G:39:ARG:CG	2.36	0.53
3:M:245:SER:HB2	3:M:252:THR:HB	1.88	0.53
4:S:50:LEU:HB3	4:S:57:VAL:CG2	2.38	0.53
3:V:409:VAL:CG1	3:V:410:ARG:H	2.21	0.53
3:O:174:ASP:N	3:O:174:ASP:OD2	2.39	0.53
3:N:397:ILE:HD13	3:N:405:ALA:HB3	1.89	0.53
4:T:74:GLN:HG2	4:T:74:GLN:O	2.08	0.53
4:W:74:GLN:HG2	4:W:74:GLN:O	2.08	0.53
1:A:370:PHE:CZ	1:A:403:GLY:HA3	2.43	0.53
1:A:389:LEU:CD1	1:A:400:CYS:HB3	2.38	0.53
2:B:449:ILE:HG22	2:B:450:TRP:N	2.22	0.53
1:K:449:VAL:HG13	1:K:452:HIS:NE2	2.23	0.53
1:K:531:MET:SD	1:K:566:TYR:HB3	2.48	0.53
1:G:389:LEU:CD1	1:G:400:CYS:HB3	2.38	0.53
1:G:531:MET:SD	1:G:566:TYR:HB3	2.48	0.53
2:H:413:VAL:O	2:H:414:ILE:C	2.46	0.53
1:I:470:GLN:HB2	1:I:471:PRO:CD	2.34	0.53
1:I:533:LEU:O	1:I:536:ARG:N	2.40	0.53
1:C:346:HIS:O	1:C:347:ARG:C	2.45	0.53
1:C:438:VAL:HB	1:C:439:PRO:CD	2.23	0.53
2:J:148:LEU:H	2:J:148:LEU:CD1	2.22	0.53
3:R:133:GLU:OE2	3:R:134:PHE:CE1	2.62	0.53
2:L:104:ALA:CB	2:L:136:TYR:HD2	2.20	0.53
2:L:317:LEU:O	2:L:319:HIS:N	2.41	0.53
2:B:211:LEU:CD2	2:B:219:GLN:HA	2.39	0.53
2:H:105:LEU:HA	2:H:108:ARG:HG2	1.90	0.53
2:H:148:LEU:HA	2:H:151:ILE:HG13	1.90	0.53
2:H:211:LEU:CD2	2:H:219:GLN:HA	2.39	0.53
1:C:7:LEU:C	1:C:7:LEU:CD2	2.77	0.53
1:C:58:MET:HE1	4:T:15:ARG:O	2.07	0.53
1:A:38:PHE:CD1	1:A:69:GLU:OE1	2.61	0.53
2:F:263:LEU:HD13	2:F:284:LEU:HD11	1.90	0.53
4:U:59:TYR:HA	4:U:67:PHE:O	2.08	0.53
2:D:351:ILE:O	2:D:352:ALA:C	2.44	0.53
2:F:335:LYS:HB3	2:F:369:PHE:CE1	2.44	0.53
4:T:135:ILE:HG23	4:T:136:GLU:N	2.24	0.53
1:A:254:ARG:HG2	1:A:255:ILE:N	2.24	0.53

Continued on next page...

Continued from previous page...

Atom-1	Atom-2	Interatomic distance (Å)	Clash overlap (Å)
1:K:252:LEU:O	1:K:252:LEU:HD23	2.09	0.53
3:R:168:LYS:HE3	3:R:170:GLU:CD	2.28	0.53
3:P:276:LEU:N	3:P:418:TYR:OH	2.40	0.53
2:J:456:ALA:O	2:J:457:GLU:C	2.47	0.53
3:V:276:LEU:N	3:V:418:TYR:OH	2.40	0.53
3:R:56:ARG:CD	3:R:56:ARG:N	2.69	0.53
3:V:174:ASP:OD2	3:V:174:ASP:N	2.39	0.53
4:T:99:CYS:O	4:T:100:GLU:C	2.47	0.53
4:Q:99:CYS:O	4:Q:100:GLU:C	2.47	0.53
1:A:513:LEU:N	1:A:513:LEU:HD12	2.23	0.53
1:E:389:LEU:CD1	1:E:400:CYS:HB3	2.38	0.53
1:E:543:ARG:O	1:E:547:VAL:HG23	2.08	0.53
1:G:350:ILE:HG21	1:G:368:LEU:HD22	1.88	0.53
1:G:370:PHE:CZ	1:G:403:GLY:HA3	2.43	0.53
2:H:470:LEU:O	2:H:471:ASP:C	2.46	0.53
1:I:442:ILE:CD1	1:I:475:VAL:HG13	2.38	0.53
1:C:344:GLN:O	1:C:346:HIS:N	2.41	0.53
1:C:543:ARG:O	1:C:547:VAL:HG23	2.08	0.53
2:J:211:LEU:CD2	2:J:219:GLN:HA	2.39	0.53
2:L:191:HIS:O	2:L:191:HIS:ND1	2.41	0.53
2:B:148:LEU:CD1	2:B:148:LEU:H	2.22	0.53
2:B:257:LEU:CD1	2:B:567:ILE:HG22	2.39	0.53
2:D:148:LEU:HA	2:D:151:ILE:HG13	1.90	0.53
2:D:574:TYR:O	2:D:575:HIS:HB2	2.08	0.53
2:D:68:LEU:O	2:D:69:VAL:C	2.46	0.53
2:D:85:ILE:C	2:D:87:ALA:N	2.60	0.53
4:S:109:LYS:O	4:S:110:ALA:C	2.47	0.53
1:G:285:GLY:O	1:G:286:ASN:C	2.45	0.53
1:I:24:ARG:O	1:I:25:GLU:C	2.46	0.53
2:F:148:LEU:CD1	2:F:148:LEU:H	2.22	0.53
3:V:8:VAL:O	3:V:16:LEU:CB	2.54	0.53
3:R:100:GLU:OE1	3:R:104:ARG:NH2	2.42	0.53
2:F:358:LEU:O	2:F:361:TYR:HB2	2.09	0.53
3:V:343:TRP:CZ3	3:V:356:MET:HB2	2.44	0.53
4:T:129:LYS:HB3	4:T:133:LYS:HE3	1.88	0.53
2:J:358:LEU:O	2:J:361:TYR:HB2	2.09	0.53
4:S:71:ILE:HG22	4:S:72:GLU:H	1.71	0.53
2:L:456:ALA:O	2:L:457:GLU:C	2.47	0.53
2:L:207:LEU:O	2:L:210:ALA:HB3	2.08	0.53
4:T:30:LYS:HZ1	4:T:30:LYS:HA	1.72	0.53
3:O:208:PRO:HG3	3:O:399:GLU:OE1	2.09	0.53

Continued on next page...

Continued from previous page...

Atom-1	Atom-2	Interatomic distance (Å)	Clash overlap (Å)
1:G:540:THR:O	1:G:542:ASN:N	2.41	0.53
1:E:540:THR:O	1:E:542:ASN:N	2.41	0.53
2:L:56:ASN:N	2:L:56:ASN:HD22	2.06	0.53
2:F:56:ASN:HD22	2:F:56:ASN:N	2.06	0.53
1:E:363:ARG:O	1:E:366:MET:N	2.41	0.53
1:E:442:ILE:CD1	1:E:475:VAL:HG13	2.38	0.53
1:K:369:SER:O	1:K:370:PHE:C	2.46	0.53
1:K:389:LEU:CD1	1:K:400:CYS:HB3	2.38	0.53
2:L:413:VAL:O	2:L:414:ILE:C	2.46	0.53
1:G:543:ARG:O	1:G:547:VAL:HG23	2.08	0.53
2:D:491:LEU:CD1	2:D:492:PHE:N	2.66	0.53
2:J:138:ARG:O	2:J:139:LYS:C	2.46	0.53
2:J:317:LEU:O	2:J:319:HIS:N	2.42	0.53
2:J:34:VAL:O	2:J:38:ILE:HD13	2.07	0.53
3:R:118:MET:HB2	3:R:123:PRO:CA	2.38	0.53
2:L:211:LEU:CD2	2:L:219:GLN:HA	2.39	0.53
2:L:262:VAL:HG23	2:L:263:LEU:N	2.21	0.53
2:B:128:LYS:O	2:B:130:LEU:N	2.41	0.53
2:B:191:HIS:ND1	2:B:191:HIS:O	2.41	0.53
2:H:128:LYS:O	2:H:130:LEU:N	2.41	0.53
2:H:88:VAL:HG11	2:H:121:TYR:HD2	1.69	0.53
3:R:62:HIS:NE2	3:R:98:LEU:HD23	2.22	0.53
1:C:38:PHE:CD1	1:C:69:GLU:OE1	2.61	0.53
1:C:53:LEU:O	1:C:54:LEU:C	2.44	0.53
1:C:74:ILE:N	1:C:74:ILE:HD12	2.19	0.53
1:C:7:LEU:O	1:C:8:ARG:C	2.47	0.53
2:D:115:VAL:O	2:D:118:ILE:CG2	2.51	0.53
1:G:7:LEU:C	1:G:7:LEU:CD2	2.77	0.53
1:I:38:PHE:CD1	1:I:69:GLU:OE1	2.61	0.53
2:F:67:LYS:O	2:F:68:LEU:C	2.47	0.53
1:K:74:ILE:HG13	1:K:86:TYR:CE1	2.44	0.53
1:E:31:CYS:HB3	1:E:56:MET:HE1	1.90	0.53
1:E:38:PHE:CD1	1:E:69:GLU:OE1	2.61	0.53
3:O:100:GLU:OE1	3:O:104:ARG:NH2	2.42	0.53
2:F:323:VAL:HG23	2:F:324:PHE:N	2.22	0.53
1:K:467:TYR:OH	1:K:511:SER:HB2	2.07	0.53
3:P:112:GLU:OE1	3:P:136:THR:N	2.40	0.53
3:P:386:THR:CG2	3:P:389:GLY:H	2.21	0.53
3:M:409:VAL:CG1	3:M:410:ARG:H	2.21	0.53
3:M:173:LEU:CD2	3:M:173:LEU:C	2.76	0.53
2:D:292:LEU:C	2:D:294:ALA:N	2.61	0.53

Continued on next page...

Continued from previous page...

Atom-1	Atom-2	Interatomic distance (Å)	Clash overlap (Å)
2:H:225:CYS:C	2:H:227:GLY:N	2.61	0.53
2:D:97:ASP:OD1	2:D:98:PRO:HD2	2.09	0.53
3:R:310:VAL:HG22	3:R:311:GLU:N	2.21	0.53
1:A:366:MET:SD	1:A:400:CYS:SG	3.06	0.53
1:A:437:ALA:O	1:A:438:VAL:C	2.46	0.53
1:A:543:ARG:O	1:A:547:VAL:HG23	2.08	0.53
2:B:413:VAL:O	2:B:414:ILE:C	2.46	0.53
1:E:343:VAL:HG23	1:E:344:GLN:N	2.24	0.53
1:E:361:ILE:O	1:E:362:LYS:C	2.46	0.53
1:E:372:LEU:N	1:E:372:LEU:CD1	2.69	0.53
2:F:409:GLU:O	2:F:412:VAL:HB	2.08	0.53
2:F:413:VAL:O	2:F:414:ILE:C	2.46	0.53
2:F:473:PHE:CG	2:F:474:HIS:N	2.64	0.53
2:L:492:PHE:CG	2:L:503:VAL:HG21	2.43	0.53
2:H:410:ALA:O	2:H:411:ILE:C	2.46	0.53
1:I:370:PHE:CZ	1:I:403:GLY:HA3	2.43	0.53
1:I:506:LEU:O	1:I:507:ASP:C	2.47	0.53
2:J:445:ARG:O	2:J:448:MET:HB3	2.09	0.53
1:C:370:PHE:CZ	1:C:403:GLY:HA3	2.43	0.53
2:D:426:GLU:O	2:D:429:ILE:N	2.28	0.53
2:D:493:LEU:HD13	2:D:538:LYS:HA	1.90	0.53
2:J:128:LYS:O	2:J:130:LEU:N	2.41	0.53
2:J:573:VAL:HG13	2:J:574:TYR:N	2.23	0.53
2:J:68:LEU:O	2:J:69:VAL:C	2.46	0.53
3:R:76:CYS:HB2	3:R:79:LEU:HD12	1.89	0.53
2:L:105:LEU:HA	2:L:108:ARG:HG2	1.89	0.53
2:L:68:LEU:O	2:L:69:VAL:C	2.46	0.53
2:B:138:ARG:O	2:B:139:LYS:C	2.46	0.53
2:B:566:TYR:CE2	2:B:578:PRO:HG2	2.44	0.53
2:H:139:LYS:HD3	2:H:175:MET:HE2	1.90	0.53
2:H:302:PRO:O	2:H:303:LEU:C	2.44	0.53
2:H:317:LEU:O	2:H:319:HIS:N	2.42	0.53
2:D:105:LEU:HA	2:D:108:ARG:HG2	1.90	0.53
2:D:191:HIS:O	2:D:191:HIS:ND1	2.41	0.53
1:I:285:GLY:O	1:I:286:ASN:C	2.45	0.53
1:I:67:GLN:NE2	1:I:93:LEU:HD23	2.17	0.53
2:F:191:HIS:O	2:F:191:HIS:ND1	2.41	0.53
1:E:7:LEU:CD2	1:E:7:LEU:C	2.77	0.53
3:P:100:GLU:OE1	3:P:104:ARG:NH2	2.42	0.53
3:V:325:PHE:CD2	3:V:325:PHE:N	2.72	0.53
1:G:226:LEU:O	1:G:227:ILE:C	2.47	0.53

Continued on next page...

Continued from previous page...

Atom-1	Atom-2	Interatomic distance (Å)	Clash overlap (Å)
4:U:71:ILE:HG22	4:U:72:GLU:H	1.71	0.53
3:R:276:LEU:N	3:R:418:TYR:OH	2.40	0.53
3:R:277:ILE:N	3:R:418:TYR:OH	2.40	0.53
1:A:113:HIS:HD2	1:A:115:THR:H	1.56	0.53
1:E:36:SER:HA	1:E:39:ARG:CG	2.36	0.53
3:R:233:LEU:CD1	3:R:268:ARG:O	2.56	0.53
2:B:207:LEU:O	2:B:210:ALA:HB3	2.08	0.53
3:N:208:PRO:HG3	3:N:399:GLU:OE1	2.09	0.53
1:I:479:CYS:O	1:I:483:TYR:N	2.31	0.53
1:E:513:LEU:HD12	1:E:513:LEU:N	2.23	0.53
1:A:455:THR:O	1:A:456:VAL:C	2.46	0.53
1:E:366:MET:SD	1:E:400:CYS:SG	3.06	0.53
1:K:442:ILE:CD1	1:K:475:VAL:HG13	2.38	0.53
1:G:343:VAL:HG23	1:G:344:GLN:N	2.24	0.53
1:G:478:TRP:CZ2	1:G:482:GLU:CG	2.92	0.53
1:C:531:MET:SD	1:C:566:TYR:HB3	2.48	0.53
2:D:492:PHE:CG	2:D:503:VAL:HG21	2.43	0.53
2:J:183:ALA:O	2:J:187:ILE:HG13	2.08	0.53
2:L:148:LEU:H	2:L:148:LEU:CD1	2.22	0.53
2:B:343:ILE:HG22	2:B:344:ARG:N	2.23	0.53
2:D:149:HIS:CE1	2:D:187:ILE:HG23	2.43	0.53
1:A:24:ARG:O	1:A:25:GLU:C	2.46	0.53
4:Q:83:LEU:O	4:Q:84:ILE:C	2.47	0.53
2:F:138:ARG:O	2:F:139:LYS:C	2.46	0.53
2:F:211:LEU:CD2	2:F:219:GLN:HA	2.39	0.53
2:F:211:LEU:HD13	2:F:247:ARG:HD2	1.90	0.53
1:E:159:LEU:HB2	4:U:119:MET:HE1	1.90	0.53
2:H:335:LYS:HB3	2:H:369:PHE:CE1	2.44	0.53
2:H:377:ILE:HG21	2:H:395:LEU:CD2	2.39	0.53
4:W:135:ILE:HG23	4:W:136:GLU:N	2.24	0.53
1:C:252:LEU:HD23	1:C:252:LEU:O	2.08	0.53
1:K:254:ARG:HG2	1:K:255:ILE:N	2.23	0.53
1:G:252:LEU:O	1:G:252:LEU:HD23	2.09	0.53
3:O:416:GLY:O	3:O:418:TYR:N	2.41	0.53
2:D:456:ALA:O	2:D:457:GLU:C	2.47	0.53
2:B:456:ALA:O	2:B:457:GLU:C	2.47	0.53
3:O:233:LEU:CD1	3:O:268:ARG:O	2.56	0.53
3:V:208:PRO:HG3	3:V:399:GLU:OE1	2.09	0.53
2:J:292:LEU:C	2:J:294:ALA:N	2.61	0.53
1:K:540:THR:O	1:K:542:ASN:N	2.41	0.53
1:A:540:THR:O	1:A:542:ASN:N	2.41	0.53

Continued on next page...

Continued from previous page...

Atom-1	Atom-2	Interatomic distance (Å)	Clash overlap (Å)
3:P:42:GLU:HB3	3:P:302:LYS:HB2	1.91	0.53
1:A:531:MET:SD	1:A:566:TYR:HB3	2.48	0.53
1:K:478:TRP:CZ2	1:K:482:GLU:CG	2.92	0.53
2:L:493:LEU:HD13	2:L:538:LYS:HA	1.90	0.53
1:I:437:ALA:O	1:I:438:VAL:C	2.46	0.53
1:C:417:TRP:O	1:C:418:HIS:C	2.47	0.53
1:C:421:THR:O	1:C:422:ILE:C	2.47	0.53
2:J:211:LEU:HD13	2:J:247:ARG:HD2	1.90	0.53
2:J:257:LEU:CD1	2:J:567:ILE:HG22	2.39	0.53
2:B:57:CYS:O	2:B:65:LEU:HD21	2.09	0.53
2:H:57:CYS:O	2:H:65:LEU:HD21	2.09	0.53
1:C:236:ASP:HA	1:C:240:ILE:O	2.09	0.53
1:A:53:LEU:O	1:A:54:LEU:C	2.44	0.53
4:S:14:LEU:CD1	4:S:16:LEU:H	2.22	0.53
4:Q:40:LEU:O	4:Q:40:LEU:HD12	2.09	0.53
4:X:111:TYR:O	4:X:112:PHE:C	2.44	0.53
2:F:149:HIS:CE1	2:F:187:ILE:HG23	2.43	0.53
2:F:226:LEU:N	2:F:226:LEU:HD23	2.23	0.53
1:K:7:LEU:C	1:K:7:LEU:CD2	2.77	0.53
3:M:100:GLU:OE1	3:M:104:ARG:NH2	2.42	0.53
1:C:244:PHE:O	1:C:245:LEU:C	2.47	0.53
1:C:254:ARG:HB2	1:C:295:THR:OG1	2.07	0.53
1:K:152:TYR:OH	4:W:116:GLU:OE1	2.27	0.53
1:G:267:MET:HE1	1:G:299:ILE:HD13	1.90	0.53
1:E:172:MET:N	1:E:172:MET:CE	2.68	0.53
1:E:193:THR:O	1:E:194:SER:C	2.46	0.53
1:I:172:MET:N	1:I:172:MET:CE	2.68	0.53
1:I:193:THR:O	1:I:194:SER:C	2.46	0.53
1:I:254:ARG:HB2	1:I:295:THR:OG1	2.08	0.53
3:N:416:GLY:O	3:N:418:TYR:N	2.41	0.53
1:I:113:HIS:HD2	1:I:115:THR:H	1.56	0.53
1:C:212:PHE:O	1:C:216:VAL:CG2	2.55	0.53
4:U:50:LEU:HB3	4:U:57:VAL:CG2	2.38	0.53
3:V:173:LEU:C	3:V:173:LEU:CD2	2.76	0.53
3:P:208:PRO:HG3	3:P:399:GLU:OE1	2.09	0.53
1:C:540:THR:O	1:C:542:ASN:N	2.41	0.53
2:L:225:CYS:C	2:L:227:GLY:N	2.61	0.53
2:L:97:ASP:OD1	2:L:98:PRO:HD2	2.09	0.53
4:U:74:GLN:O	4:U:74:GLN:HG2	2.08	0.53
3:P:408:TRP:CD1	3:P:408:TRP:N	2.74	0.53
1:A:417:TRP:O	1:A:418:HIS:C	2.47	0.53

Continued on next page...

Continued from previous page...

Atom-1	Atom-2	Interatomic distance (Å)	Clash overlap (Å)
2:F:445:ARG:O	2:F:448:MET:HB3	2.09	0.53
2:F:480:VAL:HG13	2:F:481:GLN:N	2.24	0.53
1:G:583:ARG:HB2	2:H:528:ARG:HH12	1.74	0.53
1:I:449:VAL:HG13	1:I:452:HIS:NE2	2.23	0.53
1:I:478:TRP:CZ2	1:I:482:GLU:CG	2.92	0.53
1:I:543:ARG:O	1:I:547:VAL:HG23	2.08	0.53
1:C:343:VAL:HG23	1:C:344:GLN:N	2.24	0.53
2:D:470:LEU:O	2:D:471:ASP:C	2.46	0.53
2:J:115:VAL:O	2:J:118:ILE:CG2	2.51	0.53
2:J:302:PRO:O	2:J:305:ASN:N	2.41	0.53
2:L:149:HIS:CE1	2:L:187:ILE:HG23	2.44	0.53
2:L:211:LEU:HD13	2:L:247:ARG:HD2	1.90	0.53
2:B:115:VAL:O	2:B:118:ILE:CG2	2.51	0.53
2:B:317:LEU:HD13	2:B:317:LEU:N	2.24	0.53
1:C:24:ARG:O	1:C:25:GLU:C	2.46	0.53
2:D:573:VAL:HG13	2:D:574:TYR:N	2.23	0.53
1:A:7:LEU:C	1:A:7:LEU:CD2	2.77	0.53
4:X:40:LEU:O	4:X:40:LEU:HD12	2.09	0.53
2:F:343:ILE:HG22	2:F:344:ARG:N	2.23	0.53
2:F:57:CYS:O	2:F:65:LEU:HD21	2.09	0.53
1:K:10:LEU:O	1:K:13:THR:N	2.40	0.53
4:U:109:LYS:O	4:U:110:ALA:C	2.47	0.53
3:P:7:TYR:O	3:P:67:LEU:HD12	2.09	0.53
3:O:343:TRP:CZ3	3:O:356:MET:HB2	2.44	0.53
2:J:377:ILE:HG21	2:J:395:LEU:CD2	2.39	0.53
2:B:19:LYS:O	2:B:22:LEU:HB3	2.08	0.53
2:H:19:LYS:O	2:H:22:LEU:HB3	2.08	0.53
3:M:168:LYS:HE3	3:M:170:GLU:CD	2.28	0.53
3:V:416:GLY:O	3:V:418:TYR:N	2.41	0.53
3:O:168:LYS:HE3	3:O:170:GLU:CD	2.28	0.53
2:B:200:LYS:C	2:B:202:GLN:H	2.12	0.53
2:D:19:LYS:O	2:D:22:LEU:HB3	2.08	0.53
3:P:386:THR:O	3:P:387:THR:C	2.47	0.53
3:V:56:ARG:NH1	3:V:56:ARG:HG3	2.21	0.53
2:J:225:CYS:C	2:J:227:GLY:N	2.61	0.53
2:H:97:ASP:OD1	2:H:98:PRO:HD2	2.09	0.53
1:A:343:VAL:HG23	1:A:344:GLN:N	2.24	0.53
2:B:409:GLU:O	2:B:412:VAL:HB	2.08	0.53
1:E:368:LEU:HD23	1:E:369:SER:N	2.24	0.53
1:E:506:LEU:O	1:E:507:ASP:C	2.47	0.53
1:E:583:ARG:HB2	2:F:528:ARG:HH12	1.74	0.53

Continued on next page...

Continued from previous page...

Atom-1	Atom-2	Interatomic distance (Å)	Clash overlap (Å)
1:I:368:LEU:HG	1:I:372:LEU:HD11	1.91	0.53
2:D:445:ARG:O	2:D:448:MET:HB3	2.09	0.53
2:J:262:VAL:O	2:J:266:PHE:HD1	1.90	0.53
2:J:302:PRO:O	2:J:303:LEU:C	2.44	0.53
2:H:41:MET:HE3	2:H:47:VAL:HG21	1.91	0.53
2:D:148:LEU:H	2:D:148:LEU:CD1	2.22	0.53
2:D:317:LEU:O	2:D:319:HIS:N	2.42	0.53
3:N:133:GLU:OE2	3:N:134:PHE:CE1	2.62	0.53
1:G:131:SER:H	1:G:134:MET:HE2	1.74	0.53
3:R:343:TRP:CZ3	3:R:356:MET:HB2	2.44	0.53
1:I:7:LEU:CD2	1:I:7:LEU:C	2.77	0.53
1:K:134:MET:O	1:K:137:ASP:N	2.38	0.53
1:K:38:PHE:CD1	1:K:69:GLU:OE1	2.61	0.53
3:V:95:PHE:HA	3:V:141:LYS:HG2	1.91	0.53
2:L:358:LEU:O	2:L:361:TYR:HB2	2.09	0.53
2:L:387:SER:HA	2:L:390:ARG:CD	2.26	0.53
2:B:387:SER:CA	2:B:390:ARG:HD2	2.25	0.53
4:Q:135:ILE:HG23	4:Q:136:GLU:N	2.24	0.53
2:D:324:PHE:HE2	2:D:341:ILE:HG21	1.70	0.53
1:E:244:PHE:O	1:E:245:LEU:C	2.47	0.53
3:N:277:ILE:N	3:N:418:TYR:OH	2.40	0.53
3:M:386:THR:CG2	3:M:389:GLY:H	2.21	0.53
1:K:411:TYR:H	1:K:411:TYR:HD1	1.52	0.53
4:X:99:CYS:O	4:X:100:GLU:C	2.47	0.53
2:F:225:CYS:C	2:F:227:GLY:N	2.61	0.53
2:J:97:ASP:OD1	2:J:98:PRO:HD2	2.09	0.53
1:A:315:ARG:HG3	1:A:315:ARG:NH1	2.24	0.53
1:E:368:LEU:HG	1:E:372:LEU:HD11	1.91	0.53
1:E:370:PHE:CZ	1:E:403:GLY:HA3	2.43	0.53
1:E:455:THR:O	1:E:456:VAL:C	2.46	0.53
2:F:449:ILE:HG22	2:F:450:TRP:N	2.22	0.53
1:K:417:TRP:O	1:K:418:HIS:C	2.47	0.53
2:L:445:ARG:O	2:L:448:MET:HB3	2.09	0.53
1:G:506:LEU:O	1:G:507:ASP:C	2.47	0.53
1:I:389:LEU:CD1	1:I:400:CYS:HB3	2.38	0.53
2:J:226:LEU:N	2:J:226:LEU:HD23	2.24	0.53
3:V:131:LEU:O	3:V:134:PHE:N	2.34	0.53
2:H:573:VAL:HG13	2:H:574:TYR:N	2.23	0.53
1:C:31:CYS:HB3	1:C:56:MET:HE1	1.91	0.53
1:A:131:SER:H	1:A:134:MET:HE2	1.74	0.53
4:Q:50:LEU:HB3	4:Q:57:VAL:CG2	2.38	0.53

Continued on next page...

Continued from previous page...

Atom-1	Atom-2	Interatomic distance (Å)	Clash overlap (Å)
1:I:7:LEU:O	1:I:8:ARG:C	2.47	0.53
2:F:317:LEU:HD13	2:F:317:LEU:N	2.24	0.53
2:F:88:VAL:HG11	2:F:121:TYR:HD2	1.69	0.53
3:O:8:VAL:O	3:O:16:LEU:CB	2.54	0.53
3:V:7:TYR:O	3:V:67:LEU:HD12	2.09	0.53
1:E:226:LEU:O	1:E:227:ILE:C	2.47	0.53
2:F:19:LYS:O	2:F:22:LEU:HB3	2.08	0.53
3:N:168:LYS:HE3	3:N:170:GLU:CD	2.28	0.53
3:R:112:GLU:O	3:R:113:LEU:C	2.48	0.53
3:R:208:PRO:HG3	3:R:399:GLU:OE1	2.09	0.53
1:I:572:LYS:CG	1:I:573:TYR:CE1	2.92	0.53
2:B:455:TYR:N	2:B:455:TYR:CD1	2.77	0.53
1:A:333:LEU:HD12	1:A:368:LEU:HD12	1.89	0.52
2:B:470:LEU:O	2:B:471:ASP:C	2.46	0.52
2:F:475:ASP:O	2:F:476:GLU:CG	2.57	0.52
1:K:370:PHE:CZ	1:K:403:GLY:HA3	2.43	0.52
1:K:425:VAL:CG1	1:K:426:LEU:N	2.73	0.52
2:L:491:LEU:CD1	2:L:492:PHE:N	2.66	0.52
1:G:368:LEU:HG	1:G:372:LEU:HD11	1.91	0.52
1:G:455:THR:O	1:G:456:VAL:C	2.46	0.52
2:J:426:GLU:O	2:J:429:ILE:N	2.28	0.52
2:J:446:ALA:O	2:J:447:ALA:C	2.48	0.52
1:C:455:THR:O	1:C:456:VAL:C	2.46	0.52
1:C:478:TRP:CZ2	1:C:482:GLU:CG	2.92	0.52
2:D:449:ILE:HG22	2:D:450:TRP:N	2.22	0.52
2:D:466:LEU:HD23	2:D:488:ILE:HD13	1.91	0.52
2:D:480:VAL:HG13	2:D:481:GLN:N	2.24	0.52
2:J:107:VAL:HG12	2:J:144:CYS:SG	2.49	0.52
2:J:149:HIS:CE1	2:J:187:ILE:HG23	2.43	0.52
2:J:35:LYS:O	2:J:38:ILE:HG12	2.10	0.52
2:L:226:LEU:HD23	2:L:226:LEU:N	2.23	0.52
2:L:57:CYS:O	2:L:65:LEU:HD21	2.09	0.52
3:V:118:MET:HB2	3:V:123:PRO:CA	2.38	0.52
3:V:133:GLU:OE2	3:V:134:PHE:CE1	2.62	0.52
2:H:107:VAL:HG12	2:H:144:CYS:SG	2.49	0.52
2:H:39:ALA:C	2:H:41:MET:N	2.61	0.52
4:T:108:GLU:CG	4:T:109:LYS:N	2.72	0.52
4:T:14:LEU:CD1	4:T:16:LEU:H	2.22	0.52
1:A:13:THR:HG22	1:A:26:MET:HE1	1.91	0.52
4:S:59:TYR:HA	4:S:67:PHE:O	2.08	0.52
4:Q:14:LEU:CD1	4:Q:16:LEU:H	2.22	0.52

Continued on next page...

Continued from previous page...

Atom-1	Atom-2	Interatomic distance (Å)	Clash overlap (Å)
1:I:236:ASP:HA	1:I:240:ILE:O	2.09	0.52
4:X:109:LYS:O	4:X:110:ALA:C	2.47	0.52
4:X:14:LEU:CD1	4:X:16:LEU:H	2.22	0.52
2:F:566:TYR:CE2	2:F:578:PRO:HG2	2.44	0.52
3:O:133:GLU:OE2	3:O:134:PHE:CE1	2.62	0.52
1:K:131:SER:H	1:K:134:MET:HE2	1.74	0.52
1:K:285:GLY:O	1:K:286:ASN:C	2.45	0.52
4:U:40:LEU:O	4:U:40:LEU:HD12	2.09	0.52
1:E:10:LEU:O	1:E:13:THR:N	2.40	0.52
4:U:83:LEU:O	4:U:84:ILE:C	2.47	0.52
3:V:106:ASN:O	3:V:107:PHE:C	2.48	0.52
2:L:321:MET:C	2:L:323:VAL:N	2.60	0.52
2:L:335:LYS:HB3	2:L:369:PHE:CE1	2.44	0.52
3:M:8:VAL:O	3:M:16:LEU:CB	2.54	0.52
1:A:267:MET:HE1	1:A:299:ILE:HD13	1.90	0.52
1:G:244:PHE:O	1:G:245:LEU:C	2.47	0.52
1:I:252:LEU:O	1:I:252:LEU:HD23	2.09	0.52
3:V:168:LYS:HE3	3:V:170:GLU:CD	2.28	0.52
3:P:277:ILE:N	3:P:418:TYR:OH	2.40	0.52
1:E:205:SER:HB2	1:E:206:PRO:HD3	1.91	0.52
1:G:116:GLN:HG2	1:G:117:PHE:CD1	2.44	0.52
1:A:36:SER:HA	1:A:39:ARG:CG	2.36	0.52
3:P:173:LEU:C	3:P:173:LEU:CD2	2.76	0.52
3:M:174:ASP:N	3:M:174:ASP:OD2	2.39	0.52
1:G:572:LYS:CG	1:G:573:TYR:CE1	2.92	0.52
1:C:572:LYS:HG3	1:C:573:TYR:CE1	2.45	0.52
1:K:572:LYS:CG	1:K:573:TYR:CE1	2.92	0.52
4:S:99:CYS:O	4:S:100:GLU:C	2.47	0.52
1:K:232:SER:O	1:K:234:GLU:N	2.43	0.52
1:A:344:GLN:C	1:A:346:HIS:H	2.13	0.52
1:A:368:LEU:HD23	1:A:369:SER:N	2.24	0.52
1:E:476:ALA:O	1:E:477:ALA:C	2.48	0.52
2:J:466:LEU:HD23	2:J:488:ILE:HD13	1.92	0.52
2:J:491:LEU:HD12	2:J:492:PHE:H	1.71	0.52
1:I:583:ARG:HB2	2:J:528:ARG:HH12	1.74	0.52
1:C:368:LEU:HD23	1:C:369:SER:N	2.24	0.52
1:C:369:SER:O	1:C:370:PHE:C	2.46	0.52
2:D:464:GLU:O	2:D:465:LEU:C	2.47	0.52
2:D:475:ASP:O	2:D:476:GLU:CG	2.57	0.52
2:J:263:LEU:HD13	2:J:284:LEU:HD11	1.90	0.52
2:L:65:LEU:O	2:L:69:VAL:HG23	2.09	0.52

Continued on next page...

Continued from previous page...

Atom-1	Atom-2	Interatomic distance (Å)	Clash overlap (Å)
2:B:104:ALA:CB	2:B:136:TYR:HD2	2.20	0.52
2:B:148:LEU:HA	2:B:151:ILE:HG13	1.90	0.52
2:B:35:LYS:O	2:B:38:ILE:HG12	2.10	0.52
3:M:133:GLU:OE2	3:M:134:PHE:CE1	2.62	0.52
2:H:148:LEU:HA	2:H:151:ILE:HD11	1.92	0.52
2:H:226:LEU:N	2:H:226:LEU:HD23	2.24	0.52
2:H:317:LEU:N	2:H:317:LEU:HD13	2.24	0.52
4:T:40:LEU:HD12	4:T:40:LEU:O	2.09	0.52
2:D:107:VAL:HG12	2:D:144:CYS:SG	2.50	0.52
2:D:317:LEU:HD13	2:D:317:LEU:N	2.24	0.52
2:D:566:TYR:CE2	2:D:578:PRO:HG2	2.44	0.52
2:F:257:LEU:CD1	2:F:567:ILE:HG22	2.39	0.52
1:K:7:LEU:O	1:K:8:ARG:C	2.47	0.52
3:O:95:PHE:HA	3:O:141:LYS:HG2	1.91	0.52
3:V:100:GLU:OE1	3:V:104:ARG:NH2	2.42	0.52
2:H:358:LEU:O	2:H:361:TYR:HB2	2.09	0.52
2:F:321:MET:C	2:F:323:VAL:N	2.60	0.52
4:U:131:VAL:O	4:U:132:LEU:C	2.47	0.52
1:A:252:LEU:O	1:A:252:LEU:HD23	2.09	0.52
1:C:250:LEU:HA	1:C:253:LEU:CD1	2.35	0.52
3:R:255:PHE:N	3:R:255:PHE:CD2	2.78	0.52
1:E:252:LEU:HD23	1:E:252:LEU:O	2.09	0.52
1:E:254:ARG:HA	1:E:295:THR:HG23	1.92	0.52
3:R:416:GLY:O	3:R:418:TYR:N	2.41	0.52
1:I:116:GLN:HG2	1:I:117:PHE:CD1	2.44	0.52
2:J:17:GLU:HB3	2:J:18:LEU:HD22	1.92	0.52
3:N:386:THR:O	3:N:387:THR:C	2.47	0.52
4:X:74:GLN:O	4:X:74:GLN:HG2	2.08	0.52
1:A:533:LEU:O	1:A:536:ARG:N	2.40	0.52
1:E:344:GLN:O	1:E:346:HIS:N	2.41	0.52
1:E:533:LEU:HB3	1:E:537:PHE:CD1	2.45	0.52
2:F:480:VAL:O	2:F:481:GLN:C	2.46	0.52
1:K:526:ALA:O	1:K:529:ALA:HB3	2.09	0.52
1:K:533:LEU:HB3	1:K:537:PHE:CD1	2.45	0.52
1:G:344:GLN:O	1:G:346:HIS:N	2.41	0.52
1:G:476:ALA:O	1:G:477:ALA:C	2.48	0.52
3:V:125:THR:O	3:V:126:THR:OG1	2.22	0.52
2:B:226:LEU:N	2:B:226:LEU:HD23	2.23	0.52
2:B:263:LEU:HD13	2:B:284:LEU:HD11	1.90	0.52
2:H:191:HIS:ND1	2:H:191:HIS:O	2.41	0.52
2:H:253:SER:O	2:H:254:ALA:C	2.48	0.52

Continued on next page...

Continued from previous page...

Atom-1	Atom-2	Interatomic distance (Å)	Clash overlap (Å)
2:H:305:ASN:O	2:H:306:ILE:C	2.48	0.52
1:C:131:SER:H	1:C:134:MET:HE2	1.73	0.52
1:C:71:LEU:CA	1:C:74:ILE:HD13	2.29	0.52
2:D:343:ILE:HG22	2:D:344:ARG:N	2.23	0.52
2:D:67:LYS:O	2:D:68:LEU:C	2.47	0.52
1:A:134:MET:O	1:A:137:ASP:N	2.38	0.52
1:G:236:ASP:HA	1:G:240:ILE:O	2.09	0.52
1:G:24:ARG:O	1:G:25:GLU:C	2.46	0.52
1:G:73:LEU:O	1:G:74:ILE:C	2.48	0.52
4:Q:8:PHE:N	4:Q:8:PHE:HD2	1.96	0.52
1:I:73:LEU:O	1:I:74:ILE:C	2.48	0.52
2:F:573:VAL:HG13	2:F:574:TYR:N	2.23	0.52
1:K:24:ARG:O	1:K:25:GLU:C	2.46	0.52
1:E:236:ASP:HA	1:E:240:ILE:O	2.09	0.52
3:M:343:TRP:CZ3	3:M:356:MET:HB2	2.44	0.52
3:V:28:SER:O	3:V:30:VAL:N	2.43	0.52
3:R:28:SER:O	3:R:30:VAL:N	2.43	0.52
3:N:7:TYR:O	3:N:67:LEU:HD12	2.09	0.52
3:P:28:SER:O	3:P:30:VAL:N	2.43	0.52
1:A:193:THR:OG1	1:A:194:SER:N	2.43	0.52
2:F:20:ALA:C	2:F:22:LEU:N	2.60	0.52
1:I:226:LEU:O	1:I:227:ILE:C	2.47	0.52
2:H:12:LYS:CG	2:H:13:GLY:N	2.73	0.52
3:P:112:GLU:O	3:P:113:LEU:C	2.48	0.52
2:B:292:LEU:C	2:B:294:ALA:N	2.61	0.52
1:E:572:LYS:HG3	1:E:573:TYR:CE1	2.45	0.52
1:C:232:SER:O	1:C:234:GLU:N	2.43	0.52
2:D:455:TYR:CD1	2:D:455:TYR:N	2.77	0.52
2:B:464:GLU:O	2:B:465:LEU:C	2.47	0.52
2:F:470:LEU:O	2:F:471:ASP:C	2.46	0.52
1:K:368:LEU:HD23	1:K:369:SER:N	2.24	0.52
1:I:368:LEU:HD23	1:I:369:SER:N	2.24	0.52
1:I:425:VAL:CG1	1:I:426:LEU:N	2.73	0.52
2:L:317:LEU:N	2:L:317:LEU:HD13	2.24	0.52
2:B:317:LEU:O	2:B:319:HIS:N	2.42	0.52
2:H:115:VAL:O	2:H:118:ILE:CG2	2.51	0.52
2:H:304:ARG:CG	2:H:573:VAL:HA	2.40	0.52
2:H:35:LYS:O	2:H:38:ILE:HG12	2.10	0.52
2:H:68:LEU:O	2:H:69:VAL:C	2.46	0.52
1:C:74:ILE:HG13	1:C:86:TYR:CE1	2.44	0.52
3:N:95:PHE:HA	3:N:141:LYS:HG2	1.91	0.52

Continued on next page...

Continued from previous page...

Atom-1	Atom-2	Interatomic distance (Å)	Clash overlap (Å)
2:D:141:ALA:O	2:D:145:VAL:HG23	2.10	0.52
1:A:74:ILE:HG13	1:A:86:TYR:CE1	2.44	0.52
4:S:40:LEU:HD12	4:S:40:LEU:O	2.09	0.52
4:S:83:LEU:O	4:S:84:ILE:C	2.47	0.52
4:S:85:HIS:O	4:S:88:VAL:CG2	2.58	0.52
1:G:71:LEU:CA	1:G:74:ILE:HD13	2.29	0.52
1:G:74:ILE:HG13	1:G:86:TYR:CE1	2.44	0.52
1:G:7:LEU:O	1:G:8:ARG:C	2.47	0.52
2:F:317:LEU:O	2:F:319:HIS:N	2.41	0.52
2:F:35:LYS:O	2:F:38:ILE:HG12	2.10	0.52
1:K:73:LEU:O	1:K:74:ILE:C	2.48	0.52
4:W:14:LEU:CD1	4:W:16:LEU:H	2.22	0.52
1:E:131:SER:H	1:E:134:MET:HE2	1.74	0.52
4:U:90:LEU:O	4:U:91:LEU:C	2.45	0.52
3:O:7:TYR:O	3:O:67:LEU:HD12	2.09	0.52
3:M:7:TYR:O	3:M:67:LEU:HD12	2.09	0.52
2:B:335:LYS:HB3	2:B:369:PHE:CE1	2.44	0.52
1:C:152:TYR:HD1	1:C:155:LYS:HE2	1.75	0.52
1:C:254:ARG:HG2	1:C:255:ILE:N	2.24	0.52
1:K:172:MET:CE	1:K:172:MET:N	2.68	0.52
1:G:315:ARG:NH1	1:G:315:ARG:HG3	2.24	0.52
1:E:254:ARG:HG2	1:E:255:ILE:N	2.24	0.52
3:M:277:ILE:N	3:M:418:TYR:OH	2.40	0.52
2:F:164:THR:HG22	2:F:168:LEU:CD1	2.31	0.52
1:G:205:SER:HB2	1:G:206:PRO:HD3	1.91	0.52
3:V:112:GLU:O	3:V:113:LEU:C	2.48	0.52
3:R:409:VAL:CG1	3:R:410:ARG:H	2.21	0.52
3:V:42:GLU:HB3	3:V:302:LYS:HB2	1.91	0.52
1:A:526:ALA:O	1:A:529:ALA:HB3	2.09	0.52
1:A:533:LEU:HB3	1:A:537:PHE:CD1	2.45	0.52
2:F:407:VAL:O	2:F:408:GLN:C	2.48	0.52
1:K:344:GLN:C	1:K:346:HIS:H	2.13	0.52
1:K:421:THR:O	1:K:422:ILE:C	2.47	0.52
1:K:506:LEU:O	1:K:507:ASP:C	2.47	0.52
2:L:493:LEU:C	2:L:495:LYS:N	2.62	0.52
2:H:464:GLU:O	2:H:465:LEU:C	2.47	0.52
1:I:344:GLN:C	1:I:346:HIS:H	2.13	0.52
2:J:253:SER:O	2:J:254:ALA:C	2.48	0.52
2:J:566:TYR:CE2	2:J:578:PRO:HG2	2.44	0.52
2:L:566:TYR:CE2	2:L:578:PRO:HG2	2.44	0.52
2:L:573:VAL:HG13	2:L:574:TYR:N	2.23	0.52

Continued on next page...

Continued from previous page...

Atom-1	Atom-2	Interatomic distance (Å)	Clash overlap (Å)
2:B:149:HIS:CE1	2:B:187:ILE:HG23	2.44	0.52
2:B:68:LEU:O	2:B:69:VAL:C	2.46	0.52
2:B:85:ILE:C	2:B:87:ALA:N	2.60	0.52
2:H:555:ILE:CG2	2:H:556:GLU:H	2.23	0.52
2:D:138:ARG:O	2:D:139:LYS:C	2.46	0.52
1:G:130:GLY:O	1:G:163:HIS:HE1	1.93	0.52
1:G:13:THR:O	1:G:26:MET:HE1	2.08	0.52
2:F:305:ASN:O	2:F:306:ILE:C	2.48	0.52
2:F:68:LEU:O	2:F:69:VAL:C	2.46	0.52
1:K:31:CYS:HB3	1:K:56:MET:HE2	1.91	0.52
1:K:67:GLN:NE2	1:K:93:LEU:HD23	2.17	0.52
4:W:30:LYS:CB	4:W:30:LYS:HZ2	2.20	0.52
1:E:24:ARG:O	1:E:25:GLU:C	2.46	0.52
1:E:73:LEU:O	1:E:74:ILE:C	2.48	0.52
1:E:74:ILE:HG13	1:E:86:TYR:CE1	2.44	0.52
3:N:100:GLU:OE1	3:N:104:ARG:NH2	2.42	0.52
3:N:28:SER:O	3:N:30:VAL:N	2.43	0.52
4:Q:131:VAL:O	4:Q:132:LEU:C	2.47	0.52
2:J:335:LYS:HB3	2:J:369:PHE:CE1	2.44	0.52
1:A:226:LEU:O	1:A:227:ILE:C	2.47	0.52
1:C:201:MET:O	1:C:203:GLU:N	2.42	0.52
1:K:192:HIS:O	1:K:193:THR:C	2.48	0.52
1:G:327:VAL:O	1:G:328:ALA:C	2.48	0.52
1:E:327:VAL:O	1:E:328:ALA:C	2.48	0.52
1:I:193:THR:OG1	1:I:194:SER:N	2.43	0.52
3:M:254:SER:O	3:M:255:PHE:HB3	2.10	0.52
3:M:255:PHE:N	3:M:255:PHE:CD2	2.78	0.52
2:H:17:GLU:HB3	2:H:18:LEU:HD22	1.92	0.52
2:H:456:ALA:O	2:H:457:GLU:C	2.47	0.52
1:I:36:SER:HA	1:I:39:ARG:CG	2.36	0.52
1:K:113:HIS:HD2	1:K:115:THR:H	1.56	0.52
1:A:466:ASP:O	1:A:467:TYR:CD1	2.53	0.52
2:B:86:MET:CE	3:N:237:LYS:HB3	2.39	0.52
3:O:409:VAL:CG1	3:O:410:ARG:H	2.21	0.52
3:N:173:LEU:C	3:N:173:LEU:CD2	2.76	0.52
3:M:208:PRO:HG3	3:M:399:GLU:OE1	2.09	0.52
1:E:572:LYS:CG	1:E:573:TYR:CE1	2.92	0.52
1:I:572:LYS:HG3	1:I:573:TYR:CE1	2.44	0.52
1:A:573:TYR:O	1:A:574:ASP:C	2.48	0.52
4:U:99:CYS:O	4:U:100:GLU:C	2.47	0.52
1:G:541:VAL:HG12	1:G:541:VAL:O	2.10	0.52

Continued on next page...

Continued from previous page...

Atom-1	Atom-2	Interatomic distance (Å)	Clash overlap (Å)
3:N:42:GLU:HB3	3:N:302:LYS:HB2	1.91	0.52
1:G:368:LEU:HD23	1:G:369:SER:N	2.24	0.52
1:G:417:TRP:O	1:G:418:HIS:C	2.47	0.52
1:C:506:LEU:O	1:C:507:ASP:C	2.47	0.52
2:J:34:VAL:O	2:J:37:VAL:N	2.43	0.52
2:L:141:ALA:O	2:L:145:VAL:HG23	2.10	0.52
2:B:107:VAL:HG12	2:B:144:CYS:SG	2.50	0.52
2:B:141:ALA:O	2:B:145:VAL:HG23	2.10	0.52
2:B:34:VAL:O	2:B:37:VAL:N	2.43	0.52
1:C:73:LEU:O	1:C:74:ILE:C	2.48	0.52
2:D:34:VAL:O	2:D:37:VAL:N	2.43	0.52
1:A:10:LEU:O	1:A:13:THR:N	2.40	0.52
3:N:343:TRP:CZ3	3:N:356:MET:HB2	2.44	0.52
1:A:159:LEU:HB2	4:S:119:MET:HE1	1.91	0.52
1:G:126:LEU:HD23	1:G:126:LEU:C	2.30	0.52
1:K:68:LEU:CG	1:K:69:GLU:H	2.07	0.52
2:B:358:LEU:O	2:B:361:TYR:HB2	2.09	0.52
4:T:131:VAL:O	4:T:132:LEU:C	2.47	0.52
2:D:358:LEU:O	2:D:361:TYR:HB2	2.09	0.52
1:A:202:CYS:O	1:A:203:GLU:OE2	2.28	0.52
1:A:254:ARG:HA	1:A:295:THR:HG23	1.92	0.52
1:C:327:VAL:O	1:C:328:ALA:C	2.48	0.52
1:G:152:TYR:HD1	1:G:155:LYS:HE2	1.75	0.52
1:E:202:CYS:O	1:E:203:GLU:OE2	2.28	0.52
1:K:116:GLN:HG2	1:K:117:PHE:CD1	2.44	0.52
1:I:327:VAL:O	1:I:328:ALA:C	2.48	0.52
3:N:112:GLU:OE1	3:N:136:THR:N	2.40	0.52
3:N:112:GLU:O	3:N:113:LEU:C	2.48	0.52
1:C:572:LYS:CG	1:C:573:TYR:CE1	2.92	0.52
1:E:541:VAL:O	1:E:541:VAL:HG12	2.10	0.52
1:A:451:MET:H	1:A:451:MET:HE2	1.73	0.52
1:A:506:LEU:O	1:A:507:ASP:C	2.47	0.52
2:B:464:GLU:HA	2:B:467:GLU:HB3	1.92	0.52
1:E:417:TRP:O	1:E:418:HIS:C	2.47	0.52
1:E:425:VAL:CG1	1:E:426:LEU:N	2.73	0.52
2:F:446:ALA:O	2:F:447:ALA:C	2.48	0.52
1:K:532:LYS:CB	1:K:536:ARG:HH11	2.23	0.52
2:L:475:ASP:O	2:L:476:GLU:CG	2.58	0.52
1:G:232:SER:O	1:G:234:GLU:N	2.43	0.52
2:J:502:LEU:O	2:J:503:VAL:C	2.48	0.52
1:A:232:SER:O	1:A:234:GLU:N	2.43	0.52

Continued on next page...

Continued from previous page...

Atom-1	Atom-2	Interatomic distance (Å)	Clash overlap (Å)
1:C:353:CYS:O	1:C:356:ASP:N	2.39	0.52
2:D:413:VAL:O	2:D:414:ILE:C	2.46	0.52
2:J:317:LEU:HD13	2:J:317:LEU:N	2.24	0.52
2:J:41:MET:HE3	2:J:47:VAL:HG21	1.92	0.52
2:L:555:ILE:CG2	2:L:556:GLU:H	2.23	0.52
2:L:304:ARG:CG	2:L:573:VAL:HA	2.40	0.52
2:B:304:ARG:CG	2:B:573:VAL:HA	2.40	0.52
2:B:67:LYS:O	2:B:68:LEU:C	2.47	0.52
2:D:226:LEU:HD23	2:D:226:LEU:N	2.23	0.52
2:D:57:CYS:O	2:D:65:LEU:HD21	2.09	0.52
1:G:67:GLN:NE2	1:G:93:LEU:HD23	2.17	0.52
4:X:85:HIS:O	4:X:88:VAL:CG2	2.58	0.52
4:X:131:VAL:O	4:X:132:LEU:C	2.47	0.52
4:S:135:ILE:HG23	4:S:136:GLU:N	2.24	0.52
2:J:321:MET:C	2:J:323:VAL:N	2.60	0.52
1:K:152:TYR:HD1	1:K:155:LYS:HE2	1.75	0.52
1:K:193:THR:OG1	1:K:194:SER:N	2.43	0.52
1:G:254:ARG:HA	1:G:295:THR:HG23	1.92	0.52
3:O:255:PHE:CD2	3:O:255:PHE:N	2.78	0.52
1:E:193:THR:OG1	1:E:194:SER:N	2.43	0.52
1:C:116:GLN:HG2	1:C:117:PHE:CD1	2.44	0.52
3:R:245:SER:HB2	3:R:252:THR:HB	1.88	0.52
3:M:112:GLU:O	3:M:113:LEU:C	2.48	0.52
3:O:173:LEU:CD2	3:O:173:LEU:C	2.76	0.52
1:G:572:LYS:HG3	1:G:573:TYR:CE1	2.44	0.52
1:A:572:LYS:CG	1:A:573:TYR:CE1	2.92	0.52
3:O:42:GLU:HB3	3:O:302:LYS:HB2	1.91	0.52
2:B:97:ASP:OD1	2:B:98:PRO:HD2	2.09	0.52
3:R:96:LYS:HG3	3:R:97:GLU:HG3	1.92	0.52
3:M:42:GLU:HB3	3:M:302:LYS:HB2	1.91	0.52
2:L:455:TYR:CD1	2:L:455:TYR:N	2.77	0.52
2:B:446:ALA:O	2:B:447:ALA:C	2.48	0.52
2:B:493:LEU:HD13	2:B:538:LYS:HA	1.90	0.52
1:E:344:GLN:C	1:E:346:HIS:H	2.13	0.52
1:K:343:VAL:HG23	1:K:344:GLN:N	2.24	0.52
1:G:353:CYS:O	1:G:356:ASP:N	2.39	0.52
1:G:364:ARG:NH1	1:G:364:ARG:HG2	2.25	0.52
1:G:421:THR:O	1:G:422:ILE:C	2.47	0.52
2:H:445:ARG:O	2:H:448:MET:HB3	2.09	0.52
2:H:466:LEU:HD23	2:H:488:ILE:HD13	1.92	0.52
2:H:464:GLU:HA	2:H:467:GLU:HB3	1.92	0.52

Continued on next page...

Continued from previous page...

Atom-1	Atom-2	Interatomic distance (Å)	Clash overlap (Å)
2:J:464:GLU:O	2:J:465:LEU:C	2.47	0.52
2:J:475:ASP:O	2:J:476:GLU:CG	2.57	0.52
2:J:480:VAL:HG13	2:J:481:GLN:N	2.24	0.52
1:C:526:ALA:O	1:C:529:ALA:HB3	2.09	0.52
2:J:65:LEU:O	2:J:69:VAL:HG23	2.09	0.52
2:L:107:VAL:HG12	2:L:144:CYS:SG	2.49	0.52
2:B:139:LYS:HD3	2:B:175:MET:HE2	1.90	0.52
2:H:566:TYR:CE2	2:H:578:PRO:HG2	2.44	0.52
1:C:130:GLY:O	1:C:163:HIS:HE1	1.93	0.52
2:F:141:ALA:O	2:F:145:VAL:HG23	2.10	0.52
2:F:34:VAL:O	2:F:37:VAL:N	2.43	0.52
4:W:40:LEU:HD12	4:W:40:LEU:O	2.09	0.52
4:W:83:LEU:O	4:W:84:ILE:C	2.47	0.52
4:W:85:HIS:O	4:W:88:VAL:CG2	2.58	0.52
1:E:130:GLY:O	1:E:163:HIS:HE1	1.93	0.52
4:U:14:LEU:CD1	4:U:16:LEU:H	2.22	0.52
2:L:34:VAL:O	2:L:37:VAL:N	2.43	0.52
1:A:289:LEU:HA	1:A:292:THR:OG1	2.10	0.52
2:L:12:LYS:CG	2:L:13:GLY:N	2.73	0.52
1:C:205:SER:HB2	1:C:206:PRO:HD3	1.91	0.52
2:L:200:LYS:C	2:L:202:GLN:H	2.12	0.52
3:O:144:THR:CG2	3:O:145:GLY:N	2.73	0.52
2:L:424:LYS:HB3	2:L:425:TYR:CE1	2.45	0.52
2:J:455:TYR:N	2:J:455:TYR:CD1	2.77	0.52
1:A:455:THR:HG22	1:A:459:LEU:CD1	2.40	0.52
1:E:333:LEU:N	1:E:333:LEU:HD12	2.25	0.52
2:F:502:LEU:O	2:F:503:VAL:C	2.48	0.52
1:K:375:GLY:C	1:K:377:ASN:H	2.14	0.52
2:L:480:VAL:HG13	2:L:481:GLN:N	2.24	0.52
1:G:533:LEU:HB3	1:G:537:PHE:CD1	2.45	0.52
2:H:426:GLU:O	2:H:429:ILE:N	2.28	0.52
2:H:487:ALA:O	2:H:490:LYS:HB2	2.10	0.52
1:C:524:GLY:O	1:C:525:TYR:C	2.49	0.52
1:C:532:LYS:CB	1:C:536:ARG:HH11	2.23	0.52
2:J:39:ALA:C	2:J:41:MET:N	2.61	0.52
2:L:148:LEU:HA	2:L:151:ILE:HD11	1.92	0.52
2:H:148:LEU:H	2:H:148:LEU:CD1	2.22	0.52
4:T:90:LEU:N	4:T:90:LEU:HD22	2.25	0.52
2:D:305:ASN:O	2:D:306:ILE:C	2.48	0.52
2:D:555:ILE:CG2	2:D:556:GLU:H	2.23	0.52
3:N:118:MET:HG3	3:N:119:ASP:N	2.25	0.52

Continued on next page...

Continued from previous page...

Atom-1	Atom-2	Interatomic distance (Å)	Clash overlap (Å)
4:X:83:LEU:O	4:X:84:ILE:C	2.47	0.52
1:K:126:LEU:C	1:K:126:LEU:HD23	2.30	0.52
1:E:7:LEU:O	1:E:8:ARG:C	2.47	0.52
3:R:106:ASN:O	3:R:107:PHE:C	2.48	0.52
4:X:135:ILE:HG23	4:X:136:GLU:N	2.24	0.52
4:U:135:ILE:HG23	4:U:136:GLU:N	2.24	0.52
3:P:278:TRP:O	3:P:279:ILE:CG1	2.58	0.52
3:V:278:TRP:O	3:V:279:ILE:CG1	2.58	0.52
1:K:267:MET:HE1	1:K:299:ILE:HD13	1.91	0.52
1:G:254:ARG:HG2	1:G:255:ILE:N	2.24	0.52
2:F:12:LYS:CG	2:F:13:GLY:N	2.72	0.52
1:G:147:LYS:CE	1:G:147:LYS:HA	2.39	0.52
2:B:424:LYS:HB3	2:B:425:TYR:CE1	2.45	0.52
2:H:292:LEU:C	2:H:294:ALA:N	2.61	0.52
1:G:573:TYR:O	1:G:574:ASP:C	2.48	0.52
1:K:572:LYS:HG3	1:K:573:TYR:CE1	2.45	0.52
2:L:5:LYS:NZ	3:P:261:GLU:OE2	2.42	0.52
3:P:96:LYS:HG3	3:P:97:GLU:HG3	1.92	0.52
2:D:56:ASN:N	2:D:56:ASN:HD22	2.06	0.52
1:A:368:LEU:HG	1:A:372:LEU:HD11	1.91	0.52
2:B:491:LEU:CD1	2:B:492:PHE:N	2.66	0.52
1:E:533:LEU:O	1:E:536:ARG:N	2.40	0.52
1:K:368:LEU:HG	1:K:372:LEU:HD11	1.91	0.52
1:K:562:ARG:O	1:K:565:GLU:HB2	2.10	0.52
1:G:344:GLN:C	1:G:346:HIS:H	2.13	0.52
2:H:493:LEU:C	2:H:495:LYS:N	2.62	0.52
1:I:361:ILE:O	1:I:362:LYS:C	2.46	0.52
1:C:344:GLN:C	1:C:346:HIS:H	2.13	0.52
1:C:364:ARG:NH1	1:C:364:ARG:HG2	2.25	0.52
1:C:368:LEU:HG	1:C:372:LEU:HD11	1.91	0.52
2:D:487:ALA:O	2:D:490:LYS:HB2	2.10	0.52
2:D:493:LEU:C	2:D:495:LYS:N	2.62	0.52
2:J:305:ASN:O	2:J:306:ILE:C	2.48	0.52
2:B:253:SER:O	2:B:254:ALA:C	2.48	0.52
2:H:104:ALA:CB	2:H:136:TYR:HD2	2.20	0.52
3:P:118:MET:HB2	3:P:123:PRO:CA	2.37	0.52
4:T:85:HIS:O	4:T:88:VAL:CG2	2.58	0.52
3:M:95:PHE:HA	3:M:141:LYS:HG2	1.91	0.52
4:Q:109:LYS:O	4:Q:110:ALA:C	2.47	0.52
4:Q:30:LYS:HZ3	4:Q:33:ARG:NH2	2.08	0.52
4:Q:33:ARG:CG	4:Q:34:GLU:N	2.73	0.52

Continued on next page...

Continued from previous page...

Atom-1	Atom-2	Interatomic distance (Å)	Clash overlap (Å)
4:Q:90:LEU:HD22	4:Q:90:LEU:N	2.25	0.52
4:X:90:LEU:N	4:X:90:LEU:HD22	2.25	0.52
2:F:107:VAL:HG12	2:F:144:CYS:SG	2.49	0.52
3:P:343:TRP:CZ3	3:P:356:MET:HB2	2.44	0.52
3:O:28:SER:O	3:O:30:VAL:N	2.43	0.52
3:M:28:SER:O	3:M:30:VAL:N	2.43	0.52
3:N:106:ASN:O	3:N:107:PHE:C	2.48	0.52
3:N:278:TRP:O	3:N:279:ILE:CG1	2.58	0.52
3:M:278:TRP:O	3:M:279:ILE:CG1	2.58	0.52
3:R:278:TRP:O	3:R:279:ILE:CG1	2.58	0.52
1:C:289:LEU:HA	1:C:292:THR:OG1	2.10	0.52
3:N:255:PHE:N	3:N:255:PHE:CD2	2.78	0.52
1:E:113:HIS:HD2	1:E:115:THR:H	1.56	0.52
1:G:212:PHE:O	1:G:216:VAL:CG2	2.55	0.52
1:A:205:SER:HB2	1:A:206:PRO:HD3	1.91	0.52
1:K:36:SER:HA	1:K:39:ARG:CG	2.36	0.52
2:F:200:LYS:C	2:F:202:GLN:H	2.12	0.52
3:N:233:LEU:CD1	3:N:268:ARG:O	2.56	0.52
2:D:243:ARG:O	2:D:246:PRO:HD2	2.10	0.52
4:U:33:ARG:CG	4:U:34:GLU:N	2.73	0.52
2:J:424:LYS:HB3	2:J:425:TYR:CE1	2.45	0.52
1:A:572:LYS:HG3	1:A:573:TYR:CE1	2.44	0.52
1:I:232:SER:O	1:I:234:GLU:N	2.43	0.52
3:V:96:LYS:HG3	3:V:97:GLU:HG3	1.92	0.52
1:C:539:CYS:C	1:C:541:VAL:H	2.13	0.52
3:R:408:TRP:CD1	3:R:408:TRP:N	2.74	0.52
1:K:539:CYS:C	1:K:541:VAL:H	2.13	0.52
1:A:421:THR:O	1:A:422:ILE:C	2.47	0.51
1:E:455:THR:HG22	1:E:459:LEU:CD1	2.40	0.51
1:E:524:GLY:O	1:E:525:TYR:C	2.49	0.51
1:E:526:ALA:O	1:E:529:ALA:HB3	2.09	0.51
1:E:532:LYS:CB	1:E:536:ARG:HH11	2.23	0.51
2:F:487:ALA:O	2:F:490:LYS:HB2	2.10	0.51
1:K:455:THR:HG22	1:K:459:LEU:CD1	2.40	0.51
2:L:466:LEU:HD23	2:L:488:ILE:HD13	1.92	0.51
2:L:487:ALA:O	2:L:490:LYS:HB2	2.10	0.51
1:G:425:VAL:CG1	1:G:426:LEU:N	2.73	0.51
2:H:407:VAL:O	2:H:408:GLN:C	2.48	0.51
2:H:446:ALA:O	2:H:447:ALA:C	2.48	0.51
2:H:510:ALA:CB	2:H:519:LEU:HD11	2.34	0.51
1:I:509:LEU:O	1:I:512:VAL:HB	2.11	0.51

Continued on next page...

Continued from previous page...

Atom-1	Atom-2	Interatomic distance (Å)	Clash overlap (Å)
1:C:425:VAL:CG1	1:C:426:LEU:N	2.73	0.51
2:J:304:ARG:CG	2:J:573:VAL:HA	2.40	0.51
2:J:57:CYS:O	2:J:65:LEU:HD21	2.09	0.51
2:L:257:LEU:CD1	2:L:567:ILE:HG22	2.39	0.51
2:B:186:GLU:HB2	3:M:122:TYR:OH	2.11	0.51
2:B:95:CYS:HA	2:B:103:ARG:HB2	1.93	0.51
2:H:65:LEU:O	2:H:69:VAL:HG23	2.09	0.51
1:C:126:LEU:C	1:C:126:LEU:HD23	2.30	0.51
1:A:162:VAL:O	1:A:163:HIS:C	2.49	0.51
1:A:236:ASP:HA	1:A:240:ILE:O	2.09	0.51
1:I:126:LEU:HD23	1:I:126:LEU:C	2.30	0.51
3:O:119:ASP:O	3:O:121:GLY:N	2.43	0.51
2:L:39:ALA:C	2:L:41:MET:N	2.61	0.51
4:S:131:VAL:O	4:S:132:LEU:C	2.47	0.51
3:O:278:TRP:O	3:O:279:ILE:CG1	2.58	0.51
1:A:172:MET:CE	1:A:172:MET:N	2.68	0.51
1:I:289:LEU:HA	1:I:292:THR:OG1	2.10	0.51
3:O:245:SER:HB2	3:O:252:THR:HB	1.88	0.51
4:S:33:ARG:CG	4:S:34:GLU:N	2.73	0.51
3:N:56:ARG:HG3	3:N:56:ARG:NH1	2.21	0.51
3:N:409:VAL:CG1	3:N:410:ARG:H	2.21	0.51
3:V:386:THR:O	3:V:387:THR:C	2.47	0.51
2:F:424:LYS:HB3	2:F:425:TYR:CE1	2.45	0.51
1:A:378:ILE:O	1:A:379:ARG:C	2.49	0.51
3:N:61:LYS:HD2	3:N:66:TYR:CE2	2.45	0.51
1:I:582:GLU:HG3	1:I:582:GLU:O	2.10	0.51
1:A:327:VAL:O	1:A:328:ALA:C	2.48	0.51
1:A:425:VAL:CG1	1:A:426:LEU:N	2.73	0.51
2:B:445:ARG:O	2:B:448:MET:HB3	2.09	0.51
2:B:480:VAL:HG13	2:B:481:GLN:N	2.24	0.51
1:E:232:SER:O	1:E:234:GLU:N	2.43	0.51
1:K:565:GLU:CD	2:L:526:TYR:HH	2.12	0.51
2:L:410:ALA:O	2:L:411:ILE:C	2.46	0.51
2:L:446:ALA:O	2:L:447:ALA:C	2.48	0.51
2:H:480:VAL:O	2:H:481:GLN:C	2.46	0.51
1:I:417:TRP:O	1:I:418:HIS:C	2.47	0.51
2:J:433:CYS:HA	2:J:448:MET:HE1	1.92	0.51
1:C:333:LEU:HD12	1:C:333:LEU:N	2.26	0.51
1:C:406:LEU:O	1:C:407:ALA:C	2.49	0.51
1:C:476:ALA:O	1:C:477:ALA:C	2.48	0.51
3:R:118:MET:HG3	3:R:119:ASP:N	2.25	0.51

Continued on next page...

Continued from previous page...

Atom-1	Atom-2	Interatomic distance (Å)	Clash overlap (Å)
2:B:124:GLU:HB2	2:B:125:PRO:CD	2.36	0.51
2:H:186:GLU:HB2	3:P:122:TYR:OH	2.10	0.51
1:A:130:GLY:O	1:A:163:HIS:HE1	1.93	0.51
2:F:186:GLU:HB2	3:O:122:TYR:OH	2.11	0.51
1:E:66:GLY:O	1:E:67:GLN:C	2.48	0.51
3:R:7:TYR:O	3:R:67:LEU:HD12	2.09	0.51
1:A:430:GLY:C	1:A:432:TYR:N	2.64	0.51
4:X:135:ILE:CG2	4:X:136:GLU:N	2.73	0.51
4:U:135:ILE:CG2	4:U:136:GLU:N	2.74	0.51
1:A:250:LEU:HA	1:A:253:LEU:CD1	2.35	0.51
1:C:172:MET:HG2	1:C:201:MET:HE1	1.92	0.51
1:C:193:THR:OG1	1:C:194:SER:N	2.43	0.51
1:G:192:HIS:O	1:G:193:THR:C	2.48	0.51
3:V:254:SER:O	3:V:255:PHE:HB3	2.10	0.51
3:V:255:PHE:N	3:V:255:PHE:CD2	2.78	0.51
1:I:172:MET:HG2	1:I:201:MET:HE1	1.92	0.51
1:I:202:CYS:O	1:I:203:GLU:OE2	2.28	0.51
2:F:456:ALA:O	2:F:457:GLU:C	2.47	0.51
3:M:194:ILE:HG13	3:M:194:ILE:O	2.10	0.51
3:V:194:ILE:HG13	3:V:194:ILE:O	2.11	0.51
2:B:243:ARG:O	2:B:246:PRO:HD2	2.10	0.51
2:D:17:GLU:HB3	2:D:18:LEU:HD22	1.92	0.51
2:H:243:ARG:O	2:H:246:PRO:HD2	2.10	0.51
3:O:112:GLU:O	3:O:113:LEU:C	2.48	0.51
3:R:386:THR:O	3:R:387:THR:C	2.47	0.51
3:N:88:VAL:O	3:N:89:GLN:C	2.48	0.51
2:B:7:PHE:CD2	4:S:99:CYS:HA	2.45	0.51
2:F:97:ASP:OD1	2:F:98:PRO:HD2	2.09	0.51
3:P:61:LYS:HD2	3:P:66:TYR:CE2	2.46	0.51
3:R:61:LYS:HD2	3:R:66:TYR:CE2	2.46	0.51
1:K:582:GLU:O	1:K:582:GLU:HG3	2.10	0.51
1:A:509:LEU:O	1:A:512:VAL:HB	2.11	0.51
2:F:433:CYS:HA	2:F:448:MET:HE1	1.92	0.51
2:F:464:GLU:HA	2:F:467:GLU:HB3	1.92	0.51
2:F:466:LEU:HD23	2:F:488:ILE:HD13	1.92	0.51
2:L:452:VAL:CG1	2:L:453:GLY:H	2.23	0.51
1:G:526:ALA:O	1:G:529:ALA:HB3	2.09	0.51
2:H:452:VAL:O	2:H:453:GLY:C	2.49	0.51
2:H:480:VAL:HG13	2:H:481:GLN:N	2.24	0.51
1:I:421:THR:O	1:I:422:ILE:C	2.47	0.51
1:I:455:THR:HG22	1:I:459:LEU:CD1	2.40	0.51

Continued on next page...

Continued from previous page...

Atom-1	Atom-2	Interatomic distance (Å)	Clash overlap (Å)
2:J:452:VAL:O	2:J:453:GLY:C	2.49	0.51
2:D:407:VAL:O	2:D:408:GLN:C	2.48	0.51
2:D:446:ALA:O	2:D:447:ALA:C	2.48	0.51
1:C:583:ARG:HB2	2:D:528:ARG:HH12	1.74	0.51
2:J:95:CYS:HA	2:J:103:ARG:HB2	1.93	0.51
2:J:141:ALA:O	2:J:145:VAL:HG23	2.10	0.51
3:R:119:ASP:O	3:R:121:GLY:N	2.43	0.51
3:R:77:VAL:O	3:R:79:LEU:N	2.44	0.51
3:M:77:VAL:O	3:M:79:LEU:N	2.44	0.51
2:H:141:ALA:O	2:H:145:VAL:HG23	2.10	0.51
2:D:252:ASN:O	2:D:253:SER:C	2.49	0.51
2:D:65:LEU:O	2:D:69:VAL:HG23	2.09	0.51
1:A:7:LEU:O	1:A:8:ARG:C	2.47	0.51
1:G:120:GLY:O	1:G:121:LEU:C	2.49	0.51
4:Q:113:ILE:HG22	4:Q:114:LEU:N	2.26	0.51
3:R:95:PHE:HA	3:R:141:LYS:HG2	1.91	0.51
2:F:253:SER:O	2:F:254:ALA:C	2.48	0.51
1:K:130:GLY:O	1:K:163:HIS:HE1	1.93	0.51
1:E:126:LEU:C	1:E:126:LEU:HD23	2.30	0.51
4:U:90:LEU:HD22	4:U:90:LEU:N	2.25	0.51
2:L:35:LYS:O	2:L:38:ILE:HG12	2.09	0.51
1:C:202:CYS:O	1:C:203:GLU:OE2	2.28	0.51
1:C:226:LEU:O	1:C:227:ILE:C	2.47	0.51
1:K:202:CYS:O	1:K:203:GLU:OE2	2.28	0.51
1:K:226:LEU:O	1:K:227:ILE:C	2.47	0.51
1:G:172:MET:HG2	1:G:201:MET:HE1	1.91	0.51
1:G:202:CYS:O	1:G:203:GLU:OE2	2.28	0.51
1:E:153:LEU:O	1:E:154:ARG:C	2.49	0.51
1:E:201:MET:O	1:E:203:GLU:N	2.42	0.51
1:I:152:TYR:HD1	1:I:155:LYS:HE2	1.75	0.51
1:I:254:ARG:HG2	1:I:255:ILE:N	2.24	0.51
1:I:152:TYR:OH	4:X:116:GLU:OE1	2.27	0.51
3:P:254:SER:O	3:P:255:PHE:HB3	2.10	0.51
2:L:458:ARG:C	2:L:458:ARG:HD3	2.31	0.51
3:P:409:VAL:CG1	3:P:410:ARG:H	2.21	0.51
3:O:61:LYS:HD2	3:O:66:TYR:CE2	2.46	0.51
4:X:22:ALA:O	4:X:23:THR:OG1	2.21	0.51
3:R:42:GLU:HB3	3:R:302:LYS:HB2	1.91	0.51
1:E:582:GLU:HG3	1:E:582:GLU:O	2.11	0.51
1:A:361:ILE:O	1:A:362:LYS:C	2.46	0.51
1:A:375:GLY:C	1:A:377:ASN:H	2.14	0.51

Continued on next page...

Continued from previous page...

Atom-1	Atom-2	Interatomic distance (Å)	Clash overlap (Å)
1:A:478:TRP:CZ2	1:A:482:GLU:CG	2.92	0.51
2:B:510:ALA:CB	2:B:519:LEU:HD11	2.34	0.51
1:E:364:ARG:HG2	1:E:364:ARG:NH1	2.25	0.51
2:F:464:GLU:O	2:F:465:LEU:C	2.47	0.51
2:L:502:LEU:O	2:L:503:VAL:C	2.49	0.51
1:G:333:LEU:N	1:G:333:LEU:HD12	2.26	0.51
1:G:524:GLY:O	1:G:525:TYR:C	2.49	0.51
1:I:476:ALA:O	1:I:478:TRP:N	2.44	0.51
1:I:526:ALA:O	1:I:529:ALA:HB3	2.09	0.51
1:I:533:LEU:HB3	1:I:537:PHE:CD1	2.45	0.51
1:C:533:LEU:HB3	1:C:537:PHE:CD1	2.45	0.51
2:L:216:GLU:HB2	2:L:217:TRP:HE3	1.67	0.51
3:V:119:ASP:O	3:V:121:GLY:N	2.43	0.51
2:H:109:THR:O	2:H:110:MET:C	2.49	0.51
2:H:252:ASN:O	2:H:253:SER:C	2.49	0.51
2:H:566:TYR:HD1	2:H:566:TYR:H	1.58	0.51
3:P:119:ASP:O	3:P:121:GLY:N	2.44	0.51
1:C:10:LEU:O	1:C:13:THR:N	2.40	0.51
1:C:120:GLY:O	1:C:121:LEU:C	2.49	0.51
2:D:35:LYS:O	2:D:38:ILE:HG12	2.10	0.51
1:A:85:GLY:O	1:A:86:TYR:C	2.49	0.51
4:S:62:TYR:CE2	4:S:88:VAL:HG11	2.46	0.51
1:G:83:ARG:HA	1:G:121:LEU:CD1	2.41	0.51
1:I:131:SER:H	1:I:134:MET:HE2	1.75	0.51
2:F:104:ALA:CB	2:F:136:TYR:HD2	2.20	0.51
2:F:95:CYS:HA	2:F:103:ARG:HB2	1.93	0.51
1:K:162:VAL:O	1:K:163:HIS:C	2.49	0.51
4:W:90:LEU:N	4:W:90:LEU:HD22	2.25	0.51
1:E:120:GLY:O	1:E:121:LEU:C	2.49	0.51
4:U:62:TYR:CE2	4:U:88:VAL:HG11	2.46	0.51
1:G:201:MET:O	1:G:203:GLU:N	2.42	0.51
1:E:172:MET:HG2	1:E:201:MET:HE1	1.92	0.51
3:M:380:PHE:N	3:M:380:PHE:CD1	2.76	0.51
1:I:244:PHE:O	1:I:245:LEU:C	2.47	0.51
1:E:116:GLN:HG2	1:E:117:PHE:CD1	2.44	0.51
1:A:116:GLN:HG2	1:A:117:PHE:CD1	2.44	0.51
2:B:458:ARG:C	2:B:458:ARG:HD3	2.31	0.51
2:B:200:LYS:HB2	2:B:203:SER:CB	2.41	0.51
3:O:194:ILE:HG13	3:O:194:ILE:O	2.10	0.51
3:P:194:ILE:HG13	3:P:194:ILE:O	2.10	0.51
4:T:33:ARG:CG	4:T:34:GLU:N	2.73	0.51

Continued on next page...

Continued from previous page...

Atom-1	Atom-2	Interatomic distance (Å)	Clash overlap (Å)
1:C:573:TYR:O	1:C:574:ASP:C	2.48	0.51
1:E:573:TYR:O	1:E:574:ASP:C	2.48	0.51
1:I:573:TYR:O	1:I:574:ASP:C	2.48	0.51
1:K:397:LYS:O	1:K:398:ALA:C	2.49	0.51
1:K:541:VAL:O	1:K:541:VAL:HG12	2.10	0.51
1:I:541:VAL:HG12	1:I:541:VAL:O	2.10	0.51
3:M:61:LYS:HD2	3:M:66:TYR:CE2	2.46	0.51
1:A:476:ALA:O	1:A:477:ALA:C	2.48	0.51
1:A:532:LYS:CB	1:A:536:ARG:HH11	2.23	0.51
2:B:426:GLU:O	2:B:429:ILE:N	2.28	0.51
1:E:478:TRP:CZ2	1:E:482:GLU:CG	2.92	0.51
1:E:509:LEU:O	1:E:512:VAL:HB	2.11	0.51
1:E:558:GLU:O	1:E:559:LEU:C	2.49	0.51
1:G:423:MET:O	1:G:426:LEU:HB2	2.11	0.51
1:G:430:GLY:C	1:G:432:TYR:N	2.64	0.51
1:I:406:LEU:O	1:I:407:ALA:C	2.49	0.51
1:I:524:GLY:O	1:I:525:TYR:C	2.49	0.51
2:J:464:GLU:HA	2:J:467:GLU:HB3	1.92	0.51
2:J:470:LEU:C	2:J:472:GLY:N	2.64	0.51
3:M:118:MET:HG3	3:M:119:ASP:N	2.25	0.51
2:H:67:LYS:O	2:H:68:LEU:C	2.47	0.51
4:T:109:LYS:O	4:T:110:ALA:C	2.47	0.51
4:Q:85:HIS:O	4:Q:88:VAL:CG2	2.58	0.51
1:I:5:ILE:CG2	1:I:9:GLU:HG3	2.41	0.51
2:F:75:ASN:N	2:F:75:ASN:HD22	2.08	0.51
1:K:236:ASP:HA	1:K:240:ILE:O	2.09	0.51
4:W:113:ILE:HG22	4:W:114:LEU:N	2.26	0.51
4:W:33:ARG:CG	4:W:34:GLU:N	2.74	0.51
1:A:152:TYR:HD1	1:A:155:LYS:HE2	1.75	0.51
1:G:274:VAL:HG11	1:G:292:THR:CG2	2.32	0.51
3:O:254:SER:O	3:O:255:PHE:HB3	2.10	0.51
3:R:254:SER:O	3:R:255:PHE:HB3	2.10	0.51
3:N:254:SER:O	3:N:255:PHE:HB3	2.10	0.51
2:F:17:GLU:HB3	2:F:18:LEU:HD22	1.92	0.51
3:R:180:ASN:O	3:R:181:LEU:HD23	2.11	0.51
2:L:16:PHE:HZ	3:P:416:GLY:HA3	1.75	0.51
2:F:458:ARG:C	2:F:458:ARG:HD3	2.31	0.51
1:K:205:SER:HB2	1:K:206:PRO:HD3	1.91	0.51
1:I:205:SER:HB2	1:I:206:PRO:HD3	1.91	0.51
2:D:200:LYS:C	2:D:202:GLN:H	2.12	0.51
2:J:200:LYS:C	2:J:202:GLN:H	2.12	0.51

Continued on next page...

Continued from previous page...

Atom-1	Atom-2	Interatomic distance (Å)	Clash overlap (Å)
3:V:36:ILE:O	3:V:37:LEU:C	2.48	0.51
3:O:112:GLU:OE1	3:O:136:THR:N	2.39	0.51
3:V:88:VAL:O	3:V:89:GLN:C	2.48	0.51
2:L:292:LEU:C	2:L:294:ALA:N	2.61	0.51
1:K:378:ILE:O	1:K:379:ARG:C	2.49	0.51
4:X:20:TYR:HD2	4:X:121:GLY:H	1.52	0.51
1:C:582:GLU:O	1:C:582:GLU:HG3	2.10	0.51
2:H:455:TYR:CD1	2:H:455:TYR:N	2.77	0.51
1:A:476:ALA:O	1:A:478:TRP:N	2.44	0.51
2:B:452:VAL:CG1	2:B:453:GLY:H	2.24	0.51
2:B:487:ALA:O	2:B:490:LYS:HB2	2.10	0.51
1:E:405:PHE:O	1:E:409:GLU:HG2	2.11	0.51
2:F:452:VAL:CG1	2:F:453:GLY:H	2.24	0.51
1:I:364:ARG:HG2	1:I:364:ARG:NH1	2.25	0.51
1:I:423:MET:O	1:I:426:LEU:HB2	2.11	0.51
1:I:532:LYS:CB	1:I:536:ARG:HH11	2.23	0.51
2:J:452:VAL:CG1	2:J:453:GLY:H	2.24	0.51
2:L:109:THR:O	2:L:110:MET:C	2.49	0.51
2:B:65:LEU:O	2:B:69:VAL:HG23	2.09	0.51
2:B:75:ASN:N	2:B:75:ASN:HD22	2.08	0.51
2:H:95:CYS:HA	2:H:103:ARG:HB2	1.93	0.51
1:C:86:TYR:HD2	1:C:125:THR:HG1	1.59	0.51
1:C:134:MET:O	1:C:137:ASP:N	2.38	0.51
1:C:7:LEU:C	1:C:7:LEU:HD23	2.31	0.51
3:N:77:VAL:O	3:N:79:LEU:N	2.44	0.51
1:A:7:LEU:C	1:A:7:LEU:HD23	2.31	0.51
4:S:113:ILE:HG22	4:S:114:LEU:N	2.26	0.51
1:G:10:LEU:O	1:G:13:THR:N	2.40	0.51
1:I:130:GLY:O	1:I:163:HIS:HE1	1.93	0.51
2:F:104:ALA:O	2:F:107:VAL:N	2.43	0.51
2:F:262:VAL:HB	2:F:266:PHE:CE1	2.46	0.51
2:F:65:LEU:O	2:F:69:VAL:HG23	2.09	0.51
1:K:5:ILE:CG2	1:K:9:GLU:HG3	2.41	0.51
1:E:137:ASP:HB2	1:E:138:LEU:HD22	1.93	0.51
4:U:85:HIS:O	4:U:88:VAL:CG2	2.58	0.51
1:A:172:MET:HG2	1:A:201:MET:HE1	1.92	0.51
1:K:289:LEU:HA	1:K:292:THR:OG1	2.10	0.51
1:E:152:TYR:HD1	1:E:155:LYS:HE2	1.75	0.51
2:B:17:GLU:HB3	2:B:18:LEU:HD22	1.92	0.51
3:N:180:ASN:O	3:N:181:LEU:HD23	2.11	0.51
2:L:17:GLU:HB3	2:L:18:LEU:HD22	1.92	0.51

Continued on next page...

Continued from previous page...

Atom-1	Atom-2	Interatomic distance (Å)	Clash overlap (Å)
3:V:180:ASN:O	3:V:181:LEU:HD23	2.11	0.51
2:H:200:LYS:C	2:H:202:GLN:H	2.12	0.51
2:D:200:LYS:HB2	2:D:203:SER:CB	2.41	0.51
2:F:200:LYS:HB2	2:F:203:SER:CB	2.41	0.51
3:O:36:ILE:O	3:O:37:LEU:C	2.48	0.51
4:S:27:GLU:O	4:S:31:MET:HG2	2.11	0.51
2:H:424:LYS:HB3	2:H:425:TYR:CE1	2.45	0.51
4:T:99:CYS:O	4:T:102:ASP:OD2	2.29	0.51
2:J:7:PHE:CD2	4:X:99:CYS:HA	2.45	0.51
2:H:7:PHE:CD2	4:Q:99:CYS:HA	2.45	0.51
2:L:7:PHE:CD2	4:W:99:CYS:HA	2.45	0.51
2:F:7:PHE:CD2	4:U:99:CYS:HA	2.45	0.51
3:M:36:ILE:O	3:M:37:LEU:C	2.48	0.51
3:V:61:LYS:HD2	3:V:66:TYR:CE2	2.46	0.51
1:A:539:CYS:C	1:A:541:VAL:H	2.13	0.51
2:F:455:TYR:N	2:F:455:TYR:CD1	2.77	0.51
1:E:406:LEU:O	1:E:407:ALA:C	2.49	0.51
1:K:405:PHE:O	1:K:409:GLU:HG2	2.11	0.51
1:K:406:LEU:O	1:K:407:ALA:C	2.49	0.51
1:K:524:GLY:O	1:K:525:TYR:C	2.49	0.51
2:L:491:LEU:HD12	2:L:492:PHE:H	1.71	0.51
1:G:369:SER:O	1:G:370:PHE:C	2.46	0.51
1:G:476:ALA:O	1:G:478:TRP:N	2.44	0.51
2:H:502:LEU:O	2:H:503:VAL:C	2.48	0.51
1:I:375:GLY:C	1:I:377:ASN:H	2.14	0.51
1:I:405:PHE:O	1:I:409:GLU:HG2	2.11	0.51
1:I:451:MET:HE2	1:I:451:MET:H	1.75	0.51
1:I:476:ALA:O	1:I:477:ALA:C	2.48	0.51
1:C:438:VAL:CB	1:C:439:PRO:HD3	2.28	0.51
2:J:148:LEU:HA	2:J:151:ILE:HD11	1.92	0.51
2:B:252:ASN:O	2:B:253:SER:C	2.49	0.51
2:H:104:ALA:O	2:H:107:VAL:N	2.43	0.51
2:H:34:VAL:O	2:H:37:VAL:N	2.43	0.51
3:P:118:MET:HG3	3:P:119:ASP:N	2.25	0.51
1:C:162:VAL:O	1:C:163:HIS:C	2.49	0.51
2:D:305:ASN:ND2	2:D:572:SER:O	2.44	0.51
1:A:67:GLN:NE2	1:A:93:LEU:HD23	2.17	0.51
4:Q:8:PHE:CE1	4:Q:36:MET:HG2	2.46	0.51
4:W:135:ILE:CG2	4:W:136:GLU:N	2.74	0.51
1:E:289:LEU:HA	1:E:292:THR:OG1	2.10	0.51
3:P:36:ILE:O	3:P:37:LEU:C	2.48	0.51

Continued on next page...

Continued from previous page...

Atom-1	Atom-2	Interatomic distance (Å)	Clash overlap (Å)
4:U:27:GLU:O	4:U:31:MET:HG2	2.11	0.51
3:P:144:THR:CG2	3:P:145:GLY:N	2.73	0.51
4:T:28:ARG:O	4:T:29:LYS:C	2.49	0.51
3:M:88:VAL:O	3:M:89:GLN:C	2.48	0.51
3:P:68:VAL:CG1	3:P:69:ALA:N	2.74	0.51
1:E:479:CYS:O	1:E:483:TYR:N	2.31	0.51
1:I:378:ILE:O	1:I:379:ARG:C	2.49	0.51
1:G:539:CYS:C	1:G:541:VAL:H	2.13	0.51
2:B:475:ASP:O	2:B:476:GLU:CG	2.57	0.51
1:K:423:MET:O	1:K:426:LEU:HB2	2.11	0.51
1:K:438:VAL:CB	1:K:439:PRO:HD3	2.28	0.51
1:K:529:ALA:O	1:K:532:LYS:N	2.44	0.51
2:J:480:VAL:O	2:J:481:GLN:C	2.46	0.51
1:C:455:THR:HG22	1:C:459:LEU:CD1	2.40	0.51
2:D:403:VAL:O	2:D:404:ASN:C	2.50	0.51
2:D:510:ALA:CB	2:D:519:LEU:HD11	2.34	0.51
2:J:188:ALA:HA	2:J:195:ASN:CG	2.31	0.51
2:J:55:VAL:O	2:J:57:CYS:N	2.44	0.51
2:J:91:PHE:O	2:J:94:ASP:N	2.38	0.51
4:T:83:LEU:O	4:T:84:ILE:C	2.47	0.51
2:D:253:SER:O	2:D:254:ALA:C	2.48	0.51
1:I:162:VAL:O	1:I:163:HIS:C	2.49	0.51
2:F:191:HIS:HA	2:F:195:ASN:HD22	1.70	0.51
1:K:85:GLY:O	1:K:86:TYR:C	2.49	0.51
1:E:7:LEU:C	1:E:7:LEU:HD23	2.31	0.51
4:U:8:PHE:CE1	4:U:36:MET:HG2	2.46	0.51
3:P:60:ILE:HG13	3:P:60:ILE:O	2.10	0.51
2:J:387:SER:HA	2:J:390:ARG:CD	2.26	0.51
1:C:192:HIS:O	1:C:193:THR:C	2.48	0.51
1:C:315:ARG:HG3	1:C:315:ARG:NH1	2.24	0.51
1:G:153:LEU:O	1:G:154:ARG:C	2.49	0.51
1:I:192:HIS:O	1:I:193:THR:C	2.48	0.51
2:H:458:ARG:C	2:H:458:ARG:HD3	2.31	0.51
2:L:243:ARG:O	2:L:246:PRO:HD2	2.10	0.51
1:I:315:ARG:HG3	1:I:315:ARG:NH1	2.24	0.51
1:G:397:LYS:O	1:G:398:ALA:C	2.49	0.51
1:E:378:ILE:O	1:E:379:ARG:C	2.49	0.51
3:P:283:ILE:O	3:P:284:GLU:CG	2.59	0.51
2:B:455:TYR:N	2:B:455:TYR:HD1	2.09	0.51
2:H:455:TYR:HD1	2:H:455:TYR:N	2.08	0.51
4:W:3:ARG:O	4:W:4:PHE:HB3	2.11	0.51

Continued on next page...

Continued from previous page...

Atom-1	Atom-2	Interatomic distance (Å)	Clash overlap (Å)
1:A:529:ALA:O	1:A:532:LYS:N	2.44	0.51
1:A:583:ARG:HB2	2:B:528:ARG:HH12	1.74	0.51
2:B:405:TYR:HD1	2:B:406:VAL:H	1.47	0.51
2:B:466:LEU:HD23	2:B:488:ILE:HD13	1.91	0.51
1:E:422:ILE:O	1:E:426:LEU:HD23	2.11	0.51
1:K:422:ILE:O	1:K:426:LEU:HD23	2.11	0.51
1:K:476:ALA:O	1:K:477:ALA:C	2.48	0.51
2:L:403:VAL:O	2:L:404:ASN:C	2.50	0.51
1:G:455:THR:HG22	1:G:459:LEU:CD1	2.40	0.51
1:G:558:GLU:O	1:G:559:LEU:C	2.49	0.51
1:G:532:LYS:CA	1:G:581:LEU:HD13	2.35	0.51
2:H:475:ASP:O	2:H:475:ASP:OD1	2.29	0.51
1:I:529:ALA:O	1:I:532:LYS:N	2.44	0.51
1:I:562:ARG:O	1:I:565:GLU:HB2	2.10	0.51
2:J:487:ALA:O	2:J:490:LYS:HB2	2.10	0.51
1:C:423:MET:O	1:C:426:LEU:HB2	2.11	0.51
1:C:562:ARG:O	1:C:565:GLU:HB2	2.10	0.51
2:D:433:CYS:HA	2:D:448:MET:HE1	1.93	0.51
2:D:464:GLU:HA	2:D:467:GLU:HB3	1.92	0.51
1:A:233:PRO:CD	2:D:464:GLU:OE2	2.57	0.51
2:L:88:VAL:HG11	2:L:121:TYR:HD2	1.69	0.51
2:H:216:GLU:HB2	2:H:217:TRP:HE3	1.67	0.51
2:D:148:LEU:HA	2:D:151:ILE:HD11	1.92	0.51
3:N:119:ASP:O	3:N:121:GLY:N	2.43	0.51
1:A:126:LEU:C	1:A:126:LEU:HD23	2.30	0.51
4:S:8:PHE:CE1	4:S:36:MET:HG2	2.46	0.51
4:S:8:PHE:CD1	4:S:36:MET:SD	3.04	0.51
3:P:95:PHE:HA	3:P:141:LYS:HG2	1.92	0.51
1:I:83:ARG:HA	1:I:121:LEU:CD1	2.41	0.51
4:X:113:ILE:HG22	4:X:114:LEU:N	2.26	0.51
4:X:59:TYR:O	4:X:59:TYR:CD2	2.64	0.51
2:F:31:LYS:O	2:F:32:GLU:C	2.50	0.51
2:F:41:MET:HE3	2:F:72:TYR:HE1	1.76	0.51
2:F:555:ILE:CG2	2:F:556:GLU:H	2.23	0.51
2:F:304:ARG:CG	2:F:573:VAL:HA	2.40	0.51
3:O:77:VAL:O	3:O:79:LEU:N	2.44	0.51
4:W:8:PHE:CE1	4:W:36:MET:HG2	2.46	0.51
1:E:134:MET:O	1:E:137:ASP:N	2.38	0.51
3:R:65:LEU:HD21	3:R:100:GLU:N	2.26	0.51
3:M:60:ILE:HG13	3:M:60:ILE:O	2.10	0.51
2:B:377:ILE:HG21	2:B:395:LEU:CD2	2.39	0.51

Continued on next page...

Continued from previous page...

Atom-1	Atom-2	Interatomic distance (Å)	Clash overlap (Å)
3:P:106:ASN:O	3:P:107:PHE:C	2.48	0.51
1:K:430:GLY:C	1:K:432:TYR:N	2.64	0.51
4:Q:135:ILE:CG2	4:Q:136:GLU:N	2.74	0.51
4:S:135:ILE:CG2	4:S:136:GLU:N	2.74	0.51
2:D:357:GLU:O	2:D:358:LEU:C	2.49	0.51
2:D:378:GLY:O	2:D:379:ARG:C	2.49	0.51
1:K:254:ARG:HA	1:K:295:THR:HG23	1.92	0.51
1:I:153:LEU:O	1:I:154:ARG:C	2.49	0.51
2:D:458:ARG:HD3	2:D:458:ARG:C	2.31	0.51
3:R:36:ILE:O	3:R:37:LEU:C	2.48	0.51
1:I:310:ILE:O	1:I:312:ILE:N	2.44	0.51
3:V:112:GLU:OE1	3:V:136:THR:N	2.40	0.51
3:N:36:ILE:O	3:N:37:LEU:C	2.48	0.51
3:P:215:ASN:HB2	3:P:391:GLN:H	1.76	0.51
2:J:420:LYS:HB3	2:J:421:TYR:CE2	2.46	0.51
1:E:395:GLU:HB2	1:E:396:PHE:CD1	2.46	0.51
3:V:68:VAL:CG1	3:V:69:ALA:N	2.74	0.51
4:U:99:CYS:O	4:U:102:ASP:OD2	2.29	0.51
1:E:539:CYS:C	1:E:541:VAL:H	2.13	0.51
2:L:455:TYR:N	2:L:455:TYR:HD1	2.09	0.51
1:A:541:VAL:HG12	1:A:541:VAL:O	2.10	0.51
2:J:56:ASN:HD22	2:J:56:ASN:N	2.06	0.51
1:A:364:ARG:NH1	1:A:364:ARG:HG2	2.25	0.51
1:A:524:GLY:O	1:A:525:TYR:C	2.49	0.51
2:B:475:ASP:OD1	2:B:475:ASP:O	2.29	0.51
2:B:489:VAL:O	2:B:492:PHE:N	2.44	0.51
1:E:375:GLY:C	1:E:377:ASN:H	2.14	0.51
1:E:423:MET:O	1:E:426:LEU:HB2	2.11	0.51
1:E:476:ALA:O	1:E:478:TRP:N	2.44	0.51
2:L:452:VAL:O	2:L:453:GLY:C	2.49	0.51
2:L:464:GLU:O	2:L:465:LEU:C	2.47	0.51
1:G:509:LEU:O	1:G:512:VAL:HB	2.11	0.51
2:H:475:ASP:O	2:H:476:GLU:CG	2.57	0.51
1:I:343:VAL:HG23	1:I:344:GLN:N	2.24	0.51
1:C:405:PHE:O	1:C:409:GLU:HG2	2.11	0.51
1:C:430:GLY:C	1:C:432:TYR:N	2.64	0.51
1:C:509:LEU:O	1:C:512:VAL:HB	2.11	0.51
1:C:558:GLU:O	1:C:559:LEU:C	2.49	0.51
2:D:475:ASP:O	2:D:475:ASP:OD1	2.29	0.51
2:D:488:ILE:O	2:D:489:VAL:C	2.50	0.51
2:J:113:ILE:CG2	2:J:114:ARG:N	2.74	0.51

Continued on next page...

Continued from previous page...

Atom-1	Atom-2	Interatomic distance (Å)	Clash overlap (Å)
2:J:67:LYS:O	2:J:68:LEU:C	2.47	0.51
2:L:113:ILE:CG2	2:L:114:ARG:N	2.74	0.51
2:L:253:SER:O	2:L:254:ALA:C	2.48	0.51
2:L:55:VAL:O	2:L:57:CYS:N	2.44	0.51
2:L:305:ASN:ND2	2:L:572:SER:O	2.44	0.51
2:L:186:GLU:HB2	3:V:122:TYR:OH	2.11	0.51
2:B:109:THR:O	2:B:110:MET:C	2.49	0.51
2:B:262:VAL:HB	2:B:266:PHE:CE1	2.46	0.51
2:H:252:ASN:C	2:H:255:VAL:HG22	2.32	0.51
1:C:5:ILE:CG2	1:C:9:GLU:HG3	2.41	0.51
4:T:62:TYR:CE2	4:T:88:VAL:HG11	2.46	0.51
4:S:59:TYR:CD2	4:S:59:TYR:O	2.64	0.51
1:I:7:LEU:C	1:I:7:LEU:HD23	2.31	0.51
4:X:33:ARG:CG	4:X:34:GLU:N	2.73	0.51
4:X:62:TYR:CE2	4:X:88:VAL:HG11	2.46	0.51
2:L:388:ALA:O	2:L:389:GLU:C	2.50	0.51
3:N:8:VAL:O	3:N:16:LEU:CB	2.54	0.51
1:C:243:PRO:O	1:C:244:PHE:C	2.50	0.51
1:K:197:LEU:HD13	1:K:201:MET:HG3	1.93	0.51
1:G:197:LEU:HD13	1:G:201:MET:HG3	1.93	0.51
3:M:180:ASN:O	3:M:181:LEU:HD23	2.11	0.51
1:I:243:PRO:O	1:I:244:PHE:C	2.50	0.51
1:I:254:ARG:HA	1:I:295:THR:HG23	1.92	0.51
1:C:113:HIS:HD2	1:C:115:THR:H	1.56	0.51
2:J:243:ARG:O	2:J:246:PRO:HD2	2.11	0.51
3:R:144:THR:CG2	3:R:145:GLY:N	2.73	0.51
3:O:88:VAL:O	3:O:89:GLN:C	2.48	0.51
3:P:88:VAL:O	3:P:89:GLN:C	2.48	0.51
2:D:424:LYS:HB3	2:D:425:TYR:CE1	2.45	0.51
1:G:395:GLU:HB2	1:G:396:PHE:CD1	2.46	0.51
4:W:99:CYS:O	4:W:102:ASP:OD2	2.29	0.51
4:Q:3:ARG:O	4:Q:4:PHE:HB3	2.11	0.51
4:U:3:ARG:O	4:U:4:PHE:HB3	2.11	0.51
1:A:422:ILE:O	1:A:426:LEU:HD23	2.11	0.50
1:A:562:ARG:O	1:A:565:GLU:HB2	2.10	0.50
1:K:333:LEU:N	1:K:333:LEU:HD12	2.25	0.50
1:K:366:MET:O	1:K:369:SER:OG	2.24	0.50
1:K:509:LEU:O	1:K:512:VAL:HB	2.11	0.50
1:K:583:ARG:HB2	2:L:528:ARG:HH12	1.74	0.50
2:L:464:GLU:HA	2:L:467:GLU:HB3	1.92	0.50
2:H:489:VAL:O	2:H:492:PHE:N	2.45	0.50

Continued on next page...

Continued from previous page...

Atom-1	Atom-2	Interatomic distance (Å)	Clash overlap (Å)
1:I:585:PRO:C	1:I:586:VAL:HG23	2.32	0.50
2:J:407:VAL:O	2:J:408:GLN:C	2.48	0.50
2:D:452:VAL:O	2:D:453:GLY:C	2.49	0.50
2:J:262:VAL:HB	2:J:266:PHE:CE1	2.46	0.50
3:V:77:VAL:O	3:V:79:LEU:N	2.44	0.50
2:B:31:LYS:O	2:B:32:GLU:C	2.50	0.50
2:B:555:ILE:CG2	2:B:556:GLU:H	2.23	0.50
2:H:188:ALA:HA	2:H:195:ASN:CG	2.31	0.50
1:C:85:GLY:O	1:C:86:TYR:C	2.49	0.50
2:D:186:GLU:HB2	3:N:122:TYR:OH	2.11	0.50
1:A:5:ILE:CG2	1:A:9:GLU:HG3	2.41	0.50
4:S:90:LEU:HD22	4:S:90:LEU:N	2.25	0.50
4:Q:27:GLU:O	4:Q:31:MET:HG2	2.11	0.50
4:Q:59:TYR:CD2	4:Q:59:TYR:O	2.64	0.50
1:I:120:GLY:O	1:I:121:LEU:C	2.49	0.50
2:F:55:VAL:O	2:F:57:CYS:N	2.44	0.50
1:K:7:LEU:C	1:K:7:LEU:HD23	2.31	0.50
4:W:59:TYR:O	4:W:59:TYR:CD2	2.64	0.50
4:W:62:TYR:CE2	4:W:88:VAL:HG11	2.46	0.50
1:E:67:GLN:NE2	1:E:93:LEU:HD23	2.17	0.50
2:B:376:ALA:O	2:B:377:ILE:C	2.50	0.50
4:W:131:VAL:O	4:W:132:LEU:C	2.47	0.50
4:T:135:ILE:CG2	4:T:136:GLU:N	2.73	0.50
2:J:376:ALA:O	2:J:377:ILE:C	2.50	0.50
2:D:376:ALA:O	2:D:377:ILE:C	2.50	0.50
1:C:254:ARG:HA	1:C:295:THR:HG23	1.92	0.50
3:P:180:ASN:O	3:P:181:LEU:HD23	2.11	0.50
2:F:243:ARG:O	2:F:246:PRO:HD2	2.11	0.50
3:M:386:THR:O	3:M:387:THR:C	2.47	0.50
3:R:215:ASN:HB2	3:R:391:GLN:H	1.76	0.50
4:T:27:GLU:O	4:T:31:MET:HG2	2.11	0.50
2:B:420:LYS:HB3	2:B:421:TYR:CE2	2.46	0.50
4:Q:99:CYS:O	4:Q:102:ASP:OD2	2.29	0.50
4:X:3:ARG:O	4:X:4:PHE:HB3	2.11	0.50
4:S:3:ARG:O	4:S:4:PHE:HB3	2.11	0.50
1:A:310:ILE:O	1:A:312:ILE:N	2.44	0.50
1:A:558:GLU:O	1:A:559:LEU:C	2.49	0.50
2:B:488:ILE:O	2:B:489:VAL:C	2.50	0.50
1:E:425:VAL:O	1:E:426:LEU:C	2.49	0.50
1:K:372:LEU:N	1:K:372:LEU:CD1	2.69	0.50
1:K:438:VAL:O	1:K:442:ILE:HD13	2.12	0.50

Continued on next page...

Continued from previous page...

Atom-1	Atom-2	Interatomic distance (Å)	Clash overlap (Å)
2:L:429:ILE:O	2:L:432:LEU:HB3	2.12	0.50
1:G:523:ARG:O	1:G:526:ALA:HB3	2.12	0.50
2:H:433:CYS:HA	2:H:448:MET:HE1	1.94	0.50
2:H:488:ILE:O	2:H:489:VAL:C	2.50	0.50
2:J:429:ILE:O	2:J:432:LEU:HB3	2.12	0.50
1:C:347:ARG:O	1:C:350:ILE:N	2.45	0.50
1:C:476:ALA:O	1:C:478:TRP:N	2.44	0.50
2:D:486:THR:HG22	2:D:487:ALA:H	1.76	0.50
2:B:55:VAL:O	2:B:57:CYS:N	2.44	0.50
2:B:305:ASN:ND2	2:B:572:SER:O	2.44	0.50
1:C:137:ASP:HB2	1:C:138:LEU:HD22	1.93	0.50
4:T:109:LYS:HA	4:T:112:PHE:CD1	2.35	0.50
4:T:113:ILE:HG22	4:T:114:LEU:N	2.26	0.50
2:D:95:CYS:HA	2:D:103:ARG:HB2	1.93	0.50
1:A:66:GLY:O	1:A:67:GLN:C	2.48	0.50
1:A:73:LEU:O	1:A:74:ILE:C	2.48	0.50
1:G:86:TYR:HE2	1:G:122:ALA:HA	1.76	0.50
1:G:159:LEU:HB2	4:Q:119:MET:HE1	1.91	0.50
1:G:7:LEU:C	1:G:7:LEU:HD23	2.31	0.50
4:Q:25:ASP:O	4:Q:28:ARG:HB2	2.11	0.50
1:I:85:GLY:O	1:I:86:TYR:C	2.49	0.50
2:F:188:ALA:HA	2:F:195:ASN:CG	2.31	0.50
1:K:120:GLY:O	1:K:121:LEU:C	2.49	0.50
4:W:109:LYS:O	4:W:110:ALA:C	2.47	0.50
4:W:28:ARG:O	4:W:29:LYS:C	2.49	0.50
4:U:113:ILE:HG22	4:U:114:LEU:N	2.26	0.50
3:O:106:ASN:O	3:O:107:PHE:C	2.48	0.50
3:O:60:ILE:O	3:O:60:ILE:HG13	2.10	0.50
3:M:65:LEU:HD21	3:M:100:GLU:N	2.26	0.50
2:B:378:GLY:O	2:B:379:ARG:C	2.49	0.50
1:K:172:MET:HG2	1:K:201:MET:HE1	1.92	0.50
1:G:289:LEU:HA	1:G:292:THR:OG1	2.10	0.50
1:G:152:TYR:OH	4:Q:116:GLU:OE1	2.27	0.50
1:E:197:LEU:HD13	1:E:201:MET:HG3	1.93	0.50
1:G:217:PRO:O	1:G:220:VAL:HB	2.12	0.50
1:A:212:PHE:O	1:A:216:VAL:CG2	2.55	0.50
1:K:327:VAL:O	1:K:328:ALA:C	2.48	0.50
4:U:28:ARG:O	4:U:29:LYS:C	2.49	0.50
3:M:321:ASP:OD1	3:M:322:SER:N	2.38	0.50
2:F:420:LYS:HB3	2:F:421:TYR:CE2	2.46	0.50
1:K:573:TYR:O	1:K:574:ASP:C	2.48	0.50

Continued on next page...

Continued from previous page...

Atom-1	Atom-2	Interatomic distance (Å)	Clash overlap (Å)
1:C:395:GLU:HB2	1:C:396:PHE:CD1	2.46	0.50
1:K:540:THR:C	1:K:542:ASN:N	2.65	0.50
1:I:539:CYS:C	1:I:541:VAL:H	2.13	0.50
1:A:523:ARG:O	1:A:526:ALA:HB3	2.12	0.50
2:B:407:VAL:O	2:B:408:GLN:C	2.48	0.50
1:E:523:ARG:O	1:E:526:ALA:HB3	2.12	0.50
1:E:585:PRO:C	1:E:586:VAL:HG23	2.32	0.50
2:F:429:ILE:O	2:F:432:LEU:HB3	2.12	0.50
2:F:452:VAL:O	2:F:453:GLY:C	2.49	0.50
1:G:406:LEU:O	1:G:407:ALA:C	2.49	0.50
1:G:529:ALA:O	1:G:530:ILE:C	2.50	0.50
1:G:556:ASP:CG	1:G:559:LEU:HG	2.32	0.50
2:H:505:GLN:O	2:H:506:VAL:C	2.50	0.50
1:I:347:ARG:O	1:I:350:ILE:N	2.45	0.50
1:I:429:ALA:O	1:I:430:GLY:C	2.50	0.50
2:J:489:VAL:O	2:J:492:PHE:N	2.44	0.50
1:C:422:ILE:O	1:C:426:LEU:HD23	2.11	0.50
1:C:523:ARG:O	1:C:526:ALA:HB3	2.12	0.50
1:C:533:LEU:O	1:C:536:ARG:N	2.40	0.50
1:C:556:ASP:CG	1:C:559:LEU:HG	2.32	0.50
2:D:429:ILE:O	2:D:432:LEU:HB3	2.12	0.50
2:D:543:ALA:O	2:D:545:LYS:HG3	2.11	0.50
2:J:252:ASN:O	2:J:253:SER:C	2.49	0.50
2:J:29:LYS:O	2:J:30:LYS:C	2.50	0.50
3:R:76:CYS:O	3:R:77:VAL:C	2.50	0.50
2:L:182:ALA:O	2:L:185:SER:N	2.45	0.50
2:L:252:ASN:O	2:L:253:SER:C	2.49	0.50
2:B:113:ILE:CG2	2:B:114:ARG:N	2.74	0.50
2:B:182:ALA:O	2:B:185:SER:N	2.45	0.50
2:H:305:ASN:ND2	2:H:572:SER:O	2.44	0.50
1:C:14:ILE:H	1:C:14:ILE:CD1	2.18	0.50
2:F:252:ASN:O	2:F:253:SER:C	2.49	0.50
2:F:305:ASN:ND2	2:F:572:SER:O	2.44	0.50
1:K:86:TYR:HE2	1:K:122:ALA:HA	1.76	0.50
2:H:378:GLY:O	2:H:379:ARG:C	2.50	0.50
3:P:376:ILE:CG2	3:P:420:LEU:HB2	2.41	0.50
1:C:310:ILE:O	1:C:312:ILE:N	2.44	0.50
3:O:180:ASN:O	3:O:181:LEU:HD23	2.11	0.50
1:C:36:SER:HA	1:C:39:ARG:CG	2.36	0.50
2:H:200:LYS:HB2	2:H:203:SER:CB	2.41	0.50
1:K:310:ILE:O	1:K:312:ILE:N	2.44	0.50

Continued on next page...

Continued from previous page...

Atom-1	Atom-2	Interatomic distance (Å)	Clash overlap (Å)
2:D:420:LYS:HB3	2:D:421:TYR:CE2	2.46	0.50
1:C:375:GLY:C	1:C:377:ASN:H	2.14	0.50
1:G:378:ILE:O	1:G:379:ARG:C	2.49	0.50
3:N:68:VAL:CG1	3:N:69:ALA:N	2.74	0.50
2:D:455:TYR:N	2:D:455:TYR:HD1	2.09	0.50
1:C:541:VAL:O	1:C:541:VAL:HG12	2.10	0.50
2:F:455:TYR:N	2:F:455:TYR:HD1	2.09	0.50
1:A:423:MET:O	1:A:426:LEU:HB2	2.11	0.50
2:B:543:ALA:O	2:B:545:LYS:HG3	2.11	0.50
2:F:426:GLU:O	2:F:429:ILE:N	2.28	0.50
2:F:475:ASP:O	2:F:475:ASP:OD1	2.29	0.50
1:K:347:ARG:O	1:K:350:ILE:N	2.45	0.50
2:L:489:VAL:O	2:L:492:PHE:N	2.44	0.50
1:G:532:LYS:CB	1:G:536:ARG:HH11	2.23	0.50
2:H:403:VAL:O	2:H:404:ASN:C	2.50	0.50
2:H:543:ALA:O	2:H:545:LYS:HG3	2.11	0.50
1:I:438:VAL:O	1:I:442:ILE:HD13	2.12	0.50
2:J:252:ASN:C	2:J:255:VAL:HG22	2.32	0.50
2:J:566:TYR:H	2:J:566:TYR:HD1	1.58	0.50
2:L:305:ASN:O	2:L:306:ILE:C	2.48	0.50
2:B:305:ASN:O	2:B:306:ILE:C	2.48	0.50
2:H:563:LEU:O	2:H:564:ILE:C	2.50	0.50
2:D:182:ALA:O	2:D:185:SER:N	2.45	0.50
1:A:137:ASP:HB2	1:A:138:LEU:HD22	1.93	0.50
1:A:50:VAL:O	1:A:53:LEU:HB3	2.12	0.50
3:P:11:LEU:CD1	3:P:11:LEU:H	1.98	0.50
4:Q:62:TYR:CE2	4:Q:88:VAL:HG11	2.46	0.50
1:I:14:ILE:CD1	1:I:14:ILE:H	2.17	0.50
4:X:8:PHE:CD1	4:X:36:MET:SD	3.04	0.50
1:K:160:CYS:O	1:K:161:ALA:C	2.50	0.50
3:P:321:ASP:OD1	3:P:322:SER:N	2.38	0.50
4:W:27:GLU:O	4:W:31:MET:HG2	2.11	0.50
4:W:25:ASP:O	4:W:28:ARG:HB2	2.12	0.50
3:O:65:LEU:HD21	3:O:100:GLU:N	2.26	0.50
2:L:376:ALA:O	2:L:377:ILE:C	2.50	0.50
3:M:106:ASN:O	3:M:107:PHE:C	2.48	0.50
3:V:279:ILE:CG2	3:V:280:GLU:N	2.75	0.50
1:C:153:LEU:O	1:C:154:ARG:C	2.49	0.50
1:K:244:PHE:O	1:K:245:LEU:C	2.47	0.50
1:E:315:ARG:NH1	1:E:315:ARG:HG3	2.24	0.50
1:I:201:MET:O	1:I:203:GLU:N	2.42	0.50

Continued on next page...

Continued from previous page...

Atom-1	Atom-2	Interatomic distance (Å)	Clash overlap (Å)
3:O:265:MET:HG2	3:O:266:SER:N	2.27	0.50
3:M:215:ASN:HB2	3:M:391:GLN:H	1.76	0.50
3:N:215:ASN:HB2	3:N:391:GLN:H	1.76	0.50
3:V:144:THR:CG2	3:V:145:GLY:N	2.73	0.50
3:M:112:GLU:OE1	3:M:136:THR:N	2.39	0.50
3:O:215:ASN:HB2	3:O:391:GLN:H	1.76	0.50
3:O:388:SER:OG	3:O:389:GLY:N	2.45	0.50
3:V:388:SER:OG	3:V:389:GLY:N	2.45	0.50
4:T:25:ASP:O	4:T:28:ARG:HB2	2.11	0.50
3:R:173:LEU:C	3:R:173:LEU:CD2	2.76	0.50
2:D:7:PHE:CD2	4:T:99:CYS:HA	2.45	0.50
3:O:68:VAL:CG1	3:O:69:ALA:N	2.74	0.50
3:O:283:ILE:O	3:O:284:GLU:CG	2.59	0.50
1:A:406:LEU:O	1:A:407:ALA:C	2.49	0.50
1:A:556:ASP:OD2	1:A:558:GLU:HB3	2.12	0.50
2:B:403:VAL:O	2:B:404:ASN:C	2.50	0.50
2:B:433:CYS:HA	2:B:448:MET:HE1	1.94	0.50
2:F:403:VAL:O	2:F:404:ASN:C	2.50	0.50
2:F:488:ILE:O	2:F:489:VAL:C	2.50	0.50
1:K:476:ALA:O	1:K:478:TRP:N	2.44	0.50
1:K:585:PRO:C	1:K:586:VAL:HG23	2.32	0.50
2:L:543:ALA:O	2:L:545:LYS:HG3	2.11	0.50
1:G:347:ARG:O	1:G:350:ILE:N	2.45	0.50
1:G:405:PHE:O	1:G:409:GLU:HG2	2.11	0.50
1:G:529:ALA:O	1:G:532:LYS:N	2.44	0.50
1:G:562:ARG:O	1:G:565:GLU:HB2	2.10	0.50
2:H:524:TYR:O	2:H:525:ILE:C	2.50	0.50
1:I:422:ILE:O	1:I:426:LEU:HD23	2.11	0.50
2:J:486:THR:CG2	2:J:490:LYS:HE2	2.41	0.50
2:J:524:TYR:O	2:J:525:ILE:C	2.50	0.50
1:C:529:ALA:O	1:C:532:LYS:N	2.44	0.50
2:D:452:VAL:CG1	2:D:453:GLY:H	2.24	0.50
2:J:569:THR:HG22	2:J:570:LEU:N	2.27	0.50
3:P:77:VAL:O	3:P:79:LEU:N	2.44	0.50
4:T:59:TYR:CD2	4:T:59:TYR:O	2.64	0.50
2:D:304:ARG:CG	2:D:573:VAL:HA	2.40	0.50
1:G:5:ILE:CG2	1:G:9:GLU:HG3	2.41	0.50
1:G:61:TYR:HB3	1:G:62:PRO:HD2	1.94	0.50
4:X:107:PHE:O	4:X:110:ALA:HB3	2.12	0.50
1:K:50:VAL:O	1:K:53:LEU:HB3	2.12	0.50
1:E:5:ILE:CG2	1:E:9:GLU:HG3	2.41	0.50

Continued on next page...

Continued from previous page...

Atom-1	Atom-2	Interatomic distance (Å)	Clash overlap (Å)
3:O:65:LEU:HD11	3:O:99:GLU:CA	2.42	0.50
3:R:65:LEU:HD11	3:R:99:GLU:CA	2.42	0.50
2:H:388:ALA:O	2:H:389:GLU:C	2.50	0.50
2:J:378:GLY:O	2:J:379:ARG:C	2.50	0.50
1:A:243:PRO:O	1:A:244:PHE:C	2.50	0.50
1:A:152:TYR:OH	4:S:116:GLU:OE1	2.27	0.50
1:K:243:PRO:O	1:K:244:PHE:C	2.50	0.50
1:E:267:MET:HE1	1:E:299:ILE:HD13	1.92	0.50
1:I:217:PRO:O	1:I:220:VAL:HB	2.12	0.50
1:K:315:ARG:NH1	1:K:315:ARG:HG3	2.24	0.50
4:S:30:LYS:NZ	4:S:30:LYS:HA	2.26	0.50
3:M:388:SER:OG	3:M:389:GLY:N	2.45	0.50
4:U:25:ASP:O	4:U:28:ARG:HB2	2.12	0.50
1:I:397:LYS:O	1:I:398:ALA:C	2.49	0.50
4:S:99:CYS:O	4:S:102:ASP:OD2	2.29	0.50
3:M:68:VAL:CG1	3:M:69:ALA:N	2.74	0.50
1:G:540:THR:C	1:G:542:ASN:N	2.65	0.50
1:G:582:GLU:HG3	1:G:582:GLU:O	2.11	0.50
1:A:582:GLU:O	1:A:582:GLU:HG3	2.11	0.50
1:A:344:GLN:NE2	1:A:374:ASN:HD22	2.10	0.50
2:B:519:LEU:O	2:B:520:ARG:C	2.50	0.50
1:K:422:ILE:O	1:K:423:MET:C	2.50	0.50
1:G:585:PRO:C	1:G:586:VAL:HG23	2.32	0.50
2:J:403:VAL:O	2:J:404:ASN:C	2.49	0.50
1:C:344:GLN:NE2	1:C:374:ASN:HD22	2.10	0.50
2:J:186:GLU:HB2	3:R:122:TYR:OH	2.11	0.50
2:J:31:LYS:O	2:J:32:GLU:C	2.50	0.50
2:L:95:CYS:HA	2:L:103:ARG:HB2	1.93	0.50
2:L:262:VAL:HB	2:L:266:PHE:CE1	2.46	0.50
3:M:119:ASP:O	3:M:121:GLY:N	2.44	0.50
2:H:178:ALA:O	2:H:179:ASN:C	2.50	0.50
2:H:41:MET:HG2	2:H:42:THR:N	2.27	0.50
1:C:50:VAL:O	1:C:53:LEU:HB3	2.12	0.50
1:A:83:ARG:HA	1:A:121:LEU:CD1	2.41	0.50
1:G:31:CYS:HB3	1:G:56:MET:HE1	1.94	0.50
1:G:50:VAL:O	1:G:53:LEU:HB3	2.12	0.50
4:X:28:ARG:O	4:X:29:LYS:C	2.49	0.50
4:X:30:LYS:HA	4:X:30:LYS:NZ	2.26	0.50
4:X:27:GLU:O	4:X:31:MET:HG2	2.11	0.50
4:X:88:VAL:CG2	4:X:89:GLU:N	2.75	0.50
4:X:88:VAL:HA	4:X:91:LEU:HD12	1.94	0.50

Continued on next page...

Continued from previous page...

Atom-1	Atom-2	Interatomic distance (Å)	Clash overlap (Å)
2:F:124:GLU:HB2	2:F:125:PRO:CD	2.36	0.50
2:F:182:ALA:O	2:F:185:SER:N	2.45	0.50
1:K:67:GLN:HG3	1:K:93:LEU:HD23	1.94	0.50
4:W:88:VAL:HA	4:W:91:LEU:HD12	1.94	0.50
1:E:50:VAL:O	1:E:53:LEU:HB3	2.12	0.50
3:V:65:LEU:HD21	3:V:100:GLU:N	2.26	0.50
2:L:378:GLY:O	2:L:379:ARG:C	2.49	0.50
3:M:65:LEU:HD11	3:M:99:GLU:CA	2.42	0.50
3:N:65:LEU:HD21	3:N:100:GLU:N	2.26	0.50
2:F:377:ILE:HG21	2:F:395:LEU:CD2	2.39	0.50
1:A:197:LEU:HD13	1:A:201:MET:HG3	1.93	0.50
1:K:254:ARG:HB2	1:K:295:THR:CG2	2.42	0.50
1:G:193:THR:OG1	1:G:194:SER:N	2.43	0.50
2:B:12:LYS:CG	2:B:13:GLY:N	2.72	0.50
3:V:380:PHE:N	3:V:380:PHE:CD1	2.76	0.50
1:K:217:PRO:O	1:K:220:VAL:HB	2.12	0.50
3:N:194:ILE:O	3:N:194:ILE:HG13	2.10	0.50
4:S:28:ARG:O	4:S:29:LYS:C	2.49	0.50
3:V:32:HIS:O	3:V:35:PRO:HD2	2.12	0.50
3:N:32:HIS:O	3:N:35:PRO:HD2	2.11	0.50
4:U:30:LYS:HA	4:U:30:LYS:NZ	2.26	0.50
1:C:479:CYS:O	1:C:483:TYR:N	2.31	0.50
2:J:455:TYR:N	2:J:455:TYR:HD1	2.08	0.50
1:A:413:PRO:HD2	1:A:417:TRP:CZ3	2.47	0.50
2:B:452:VAL:O	2:B:453:GLY:C	2.49	0.50
1:E:429:ALA:O	1:E:430:GLY:C	2.50	0.50
1:E:529:ALA:O	1:E:532:LYS:N	2.44	0.50
2:F:470:LEU:C	2:F:472:GLY:N	2.64	0.50
2:F:489:VAL:O	2:F:492:PHE:N	2.44	0.50
1:K:425:VAL:O	1:K:426:LEU:C	2.50	0.50
1:K:470:GLN:HB2	1:K:471:PRO:CD	2.34	0.50
2:L:486:THR:CG2	2:L:490:LYS:HE2	2.41	0.50
2:L:505:GLN:O	2:L:506:VAL:C	2.50	0.50
1:G:533:LEU:O	1:G:536:ARG:N	2.40	0.50
2:H:447:ALA:O	2:H:448:MET:C	2.50	0.50
2:J:505:GLN:O	2:J:506:VAL:C	2.50	0.50
1:C:556:ASP:OD2	1:C:558:GLU:HB3	2.12	0.50
2:D:489:VAL:O	2:D:492:PHE:N	2.44	0.50
2:J:41:MET:HG2	2:J:42:THR:N	2.27	0.50
2:J:555:ILE:CG2	2:J:556:GLU:H	2.23	0.50
2:H:113:ILE:CG2	2:H:114:ARG:N	2.74	0.50

Continued on next page...

Continued from previous page...

Atom-1	Atom-2	Interatomic distance (Å)	Clash overlap (Å)
2:H:569:THR:HG22	2:H:570:LEU:N	2.27	0.50
2:H:75:ASN:HD22	2:H:75:ASN:N	2.08	0.50
2:D:109:THR:O	2:D:110:MET:C	2.49	0.50
2:D:148:LEU:HA	2:D:151:ILE:CG1	2.42	0.50
2:D:262:VAL:HB	2:D:266:PHE:CE1	2.46	0.50
3:N:76:CYS:O	3:N:77:VAL:C	2.50	0.50
4:Q:107:PHE:O	4:Q:110:ALA:HB3	2.12	0.50
1:I:66:GLY:O	1:I:67:GLN:C	2.48	0.50
2:F:113:ILE:CG2	2:F:114:ARG:N	2.74	0.50
1:K:61:TYR:HB3	1:K:62:PRO:HD2	1.94	0.50
1:E:86:TYR:HE2	1:E:122:ALA:HA	1.76	0.50
4:U:8:PHE:CD1	4:U:36:MET:SD	3.04	0.50
4:U:59:TYR:CD2	4:U:59:TYR:O	2.64	0.50
3:N:25:VAL:O	3:N:26:ASP:C	2.50	0.50
2:F:334:VAL:O	2:F:335:LYS:C	2.50	0.50
3:P:65:LEU:HD21	3:P:100:GLU:N	2.26	0.50
2:J:388:ALA:O	2:J:389:GLU:C	2.50	0.50
2:D:377:ILE:HG21	2:D:395:LEU:CD2	2.39	0.50
1:G:310:ILE:O	1:G:312:ILE:N	2.45	0.50
1:I:197:LEU:HD13	1:I:201:MET:HG3	1.93	0.50
3:P:255:PHE:CD2	3:P:255:PHE:N	2.78	0.50
2:J:458:ARG:HD3	2:J:458:ARG:C	2.31	0.50
1:G:113:HIS:HD2	1:G:115:THR:H	1.56	0.50
3:M:265:MET:HG2	3:M:266:SER:N	2.27	0.50
2:H:420:LYS:HB3	2:H:421:TYR:CE2	2.46	0.50
1:E:397:LYS:O	1:E:398:ALA:C	2.49	0.50
1:K:395:GLU:HB2	1:K:396:PHE:CD1	2.46	0.50
3:R:68:VAL:CG1	3:R:69:ALA:N	2.74	0.50
1:G:320:ASN:OD1	3:R:166:TYR:CE1	2.65	0.50
3:N:96:LYS:HG3	3:N:97:GLU:HG3	1.92	0.50
3:O:96:LYS:HG3	3:O:97:GLU:HG3	1.92	0.50
4:T:3:ARG:O	4:T:4:PHE:HB3	2.11	0.50
1:K:364:ARG:HG2	1:K:364:ARG:NH1	2.25	0.50
1:K:451:MET:N	1:K:451:MET:SD	2.85	0.50
1:G:344:GLN:NE2	1:G:374:ASN:HD22	2.10	0.50
1:G:422:ILE:O	1:G:426:LEU:HD23	2.11	0.50
1:G:429:ALA:O	1:G:430:GLY:C	2.50	0.50
1:G:438:VAL:O	1:G:442:ILE:HD13	2.12	0.50
2:J:543:ALA:O	2:J:545:LYS:HG3	2.11	0.50
2:D:486:THR:CG2	2:D:490:LYS:HE2	2.42	0.50
2:J:75:ASN:N	2:J:75:ASN:HD22	2.08	0.50

Continued on next page...

Continued from previous page...

Atom-1	Atom-2	Interatomic distance (Å)	Clash overlap (Å)
2:L:178:ALA:O	2:L:179:ASN:C	2.50	0.50
2:H:262:VAL:HB	2:H:266:PHE:CE1	2.46	0.50
1:C:66:GLY:O	1:C:67:GLN:C	2.48	0.50
4:T:8:PHE:CE1	4:T:36:MET:HG2	2.46	0.50
1:A:103:MET:O	1:A:104:THR:C	2.50	0.50
4:S:107:PHE:O	4:S:110:ALA:HB3	2.12	0.50
1:I:50:VAL:O	1:I:53:LEU:HB3	2.12	0.50
4:X:8:PHE:CE1	4:X:36:MET:HG2	2.46	0.50
1:E:85:GLY:O	1:E:86:TYR:C	2.49	0.50
3:O:104:ARG:CA	3:O:107:PHE:HE1	2.25	0.50
3:V:25:VAL:O	3:V:26:ASP:C	2.50	0.50
3:R:60:ILE:HG13	3:R:60:ILE:O	2.10	0.50
3:M:25:VAL:O	3:M:26:ASP:C	2.50	0.50
3:N:60:ILE:HG13	3:N:60:ILE:O	2.10	0.50
1:A:429:ALA:O	1:A:430:GLY:C	2.50	0.50
2:B:388:ALA:O	2:B:389:GLU:C	2.50	0.50
1:K:429:ALA:O	1:K:430:GLY:C	2.50	0.50
3:R:279:ILE:CG2	3:R:280:GLU:N	2.75	0.50
3:V:306:THR:HG22	3:V:349:PRO:CA	2.35	0.50
3:N:242:VAL:HG12	3:N:243:ARG:N	2.27	0.50
3:V:242:VAL:HG12	3:V:243:ARG:N	2.27	0.50
1:E:243:PRO:O	1:E:244:PHE:C	2.50	0.50
3:O:32:HIS:O	3:O:35:PRO:HD2	2.11	0.50
2:L:200:LYS:HB2	2:L:203:SER:CB	2.41	0.50
3:N:269:LEU:CD2	3:N:269:LEU:N	2.70	0.50
3:R:388:SER:OG	3:R:389:GLY:N	2.45	0.50
1:G:375:GLY:C	1:G:377:ASN:H	2.14	0.50
3:M:96:LYS:HG3	3:M:97:GLU:HG3	1.92	0.50
1:E:562:ARG:O	1:E:565:GLU:HB2	2.10	0.50
1:K:556:ASP:CG	1:K:559:LEU:HG	2.32	0.50
1:G:445:ILE:HD13	1:G:455:THR:HG21	1.94	0.50
2:H:519:LEU:O	2:H:520:ARG:C	2.50	0.50
1:I:523:ARG:O	1:I:526:ALA:HB3	2.12	0.50
2:J:475:ASP:O	2:J:475:ASP:OD1	2.29	0.50
1:C:413:PRO:HD2	1:C:417:TRP:CZ3	2.47	0.50
2:J:182:ALA:O	2:J:185:SER:N	2.45	0.50
2:L:169:ILE:CG2	2:L:170:SER:N	2.70	0.50
2:L:188:ALA:HA	2:L:195:ASN:CG	2.31	0.50
2:L:70:TYR:O	2:L:71:LEU:C	2.50	0.50
2:D:191:HIS:HA	2:D:195:ASN:HD22	1.70	0.50
2:D:191:HIS:CG	2:D:191:HIS:O	2.64	0.50

Continued on next page...

Continued from previous page...

Atom-1	Atom-2	Interatomic distance (Å)	Clash overlap (Å)
1:A:160:CYS:O	1:A:161:ALA:C	2.50	0.50
1:A:67:GLN:HG3	1:A:93:LEU:HD23	1.94	0.50
4:S:109:LYS:HA	4:S:112:PHE:CD1	2.35	0.50
4:Q:8:PHE:CD1	4:Q:36:MET:SD	3.04	0.50
1:I:103:MET:O	1:I:104:THR:C	2.50	0.50
4:X:7:LEU:O	4:X:15:ARG:N	2.41	0.50
2:F:252:ASN:C	2:F:255:VAL:HG22	2.32	0.50
2:F:566:TYR:H	2:F:566:TYR:HD1	1.58	0.50
4:U:88:VAL:CG2	4:U:89:GLU:N	2.75	0.50
2:L:29:LYS:O	2:L:30:LYS:C	2.50	0.50
1:C:254:ARG:HB2	1:C:295:THR:CG2	2.42	0.50
1:E:289:LEU:HD12	1:E:289:LEU:N	2.27	0.50
1:I:115:THR:HB	1:I:118:VAL:CG2	2.42	0.50
1:A:115:THR:HB	1:A:118:VAL:CG2	2.42	0.50
3:P:32:HIS:O	3:P:35:PRO:HD2	2.11	0.50
3:M:184:SER:O	3:M:185:ALA:C	2.51	0.50
4:T:33:ARG:O	4:T:34:GLU:C	2.51	0.50
1:G:394:PRO:O	1:G:395:GLU:C	2.50	0.50
1:I:395:GLU:HB2	1:I:396:PHE:CD1	2.46	0.50
1:C:378:ILE:O	1:C:379:ARG:C	2.49	0.50
3:R:283:ILE:O	3:R:284:GLU:CG	2.59	0.50
1:I:540:THR:C	1:I:542:ASN:N	2.65	0.50
1:I:513:LEU:HD12	1:I:513:LEU:H	1.77	0.50
3:O:210:LEU:HD13	3:O:211:ARG:N	2.27	0.50
1:A:333:LEU:HD12	1:A:333:LEU:N	2.25	0.49
1:A:438:VAL:O	1:A:442:ILE:HD13	2.12	0.49
1:A:449:VAL:O	1:A:449:VAL:HG12	2.12	0.49
1:K:523:ARG:O	1:K:526:ALA:HB3	2.12	0.49
2:L:475:ASP:OD1	2:L:475:ASP:O	2.29	0.49
2:H:452:VAL:CG1	2:H:453:GLY:H	2.24	0.49
1:I:425:VAL:O	1:I:426:LEU:C	2.50	0.49
1:I:451:MET:SD	1:I:451:MET:N	2.85	0.49
1:I:558:GLU:O	1:I:559:LEU:C	2.49	0.49
2:J:447:ALA:O	2:J:448:MET:C	2.50	0.49
2:D:524:TYR:O	2:D:525:ILE:C	2.50	0.49
2:J:177:VAL:O	2:J:178:ALA:C	2.50	0.49
1:C:83:ARG:HA	1:C:121:LEU:CD1	2.41	0.49
2:D:563:LEU:O	2:D:564:ILE:C	2.50	0.49
2:D:566:TYR:H	2:D:566:TYR:HD1	1.58	0.49
1:I:67:GLN:HG3	1:I:93:LEU:HD23	1.94	0.49
4:X:25:ASP:O	4:X:28:ARG:HB2	2.11	0.49

Continued on next page...

Continued from previous page...

Atom-1	Atom-2	Interatomic distance (Å)	Clash overlap (Å)
3:O:76:CYS:O	3:O:77:VAL:C	2.50	0.49
1:K:103:MET:O	1:K:104:THR:C	2.50	0.49
1:E:67:GLN:HG3	1:E:93:LEU:HD23	1.94	0.49
1:E:83:ARG:O	1:E:84:ILE:C	2.51	0.49
2:L:334:VAL:O	2:L:335:LYS:C	2.50	0.49
2:B:334:VAL:O	2:B:335:LYS:C	2.50	0.49
2:B:335:LYS:O	2:B:336:LEU:C	2.50	0.49
3:O:321:ASP:OD1	3:O:322:SER:N	2.38	0.49
3:O:279:ILE:CG2	3:O:280:GLU:N	2.75	0.49
2:J:335:LYS:O	2:J:336:LEU:C	2.50	0.49
3:P:178:ALA:CA	3:P:415:ASN:HB2	2.42	0.49
1:C:217:PRO:O	1:C:220:VAL:HB	2.12	0.49
3:V:245:SER:HB2	3:V:252:THR:HB	1.88	0.49
1:K:316:PHE:O	1:K:317:LEU:C	2.50	0.49
3:R:32:HIS:O	3:R:35:PRO:HD2	2.12	0.49
3:R:88:VAL:O	3:R:89:GLN:C	2.48	0.49
1:A:395:GLU:HB2	1:A:396:PHE:CD1	2.46	0.49
3:N:283:ILE:O	3:N:284:GLU:CG	2.59	0.49
1:C:540:THR:C	1:C:542:ASN:N	2.65	0.49
3:M:283:ILE:O	3:M:284:GLU:CG	2.59	0.49
1:E:513:LEU:H	1:E:513:LEU:HD12	1.77	0.49
3:N:210:LEU:HD13	3:N:211:ARG:N	2.27	0.49
4:U:22:ALA:O	4:U:23:THR:OG1	2.22	0.49
2:B:405:TYR:O	2:B:408:GLN:HG3	2.13	0.49
1:E:556:ASP:OD2	1:E:558:GLU:HB3	2.12	0.49
2:F:406:VAL:O	2:F:407:VAL:C	2.50	0.49
2:F:486:THR:CG2	2:F:490:LYS:HE2	2.41	0.49
1:C:585:PRO:C	1:C:586:VAL:HG23	2.32	0.49
2:D:519:LEU:O	2:D:520:ARG:C	2.50	0.49
2:J:62:ASN:O	2:J:63:LEU:C	2.50	0.49
2:L:252:ASN:C	2:L:255:VAL:HG22	2.32	0.49
2:L:262:VAL:HB	2:L:266:PHE:HE1	1.77	0.49
3:V:118:MET:HG3	3:V:119:ASP:N	2.25	0.49
2:B:191:HIS:CG	2:B:191:HIS:O	2.64	0.49
2:B:188:ALA:HA	2:B:195:ASN:CG	2.31	0.49
2:B:252:ASN:C	2:B:255:VAL:HG22	2.32	0.49
2:H:177:VAL:O	2:H:178:ALA:C	2.50	0.49
1:C:103:MET:O	1:C:104:THR:C	2.50	0.49
1:C:61:TYR:HB3	1:C:62:PRO:HD2	1.94	0.49
2:D:252:ASN:C	2:D:255:VAL:HG22	2.32	0.49
1:G:137:ASP:HB2	1:G:138:LEU:HD22	1.93	0.49

Continued on next page...

Continued from previous page...

Atom-1	Atom-2	Interatomic distance (Å)	Clash overlap (Å)
1:G:61:TYR:HB3	1:G:62:PRO:CD	2.42	0.49
1:G:83:ARG:O	1:G:84:ILE:C	2.51	0.49
2:F:62:ASN:O	2:F:63:LEU:C	2.50	0.49
1:K:11:ILE:HG12	1:K:55:TYR:CE2	2.47	0.49
1:K:137:ASP:HB2	1:K:138:LEU:HD22	1.93	0.49
1:K:161:ALA:O	1:K:164:VAL:HB	2.13	0.49
1:E:134:MET:O	1:E:137:ASP:HB2	2.12	0.49
3:V:65:LEU:HD11	3:V:99:GLU:CA	2.42	0.49
3:N:65:LEU:HD11	3:N:99:GLU:CA	2.42	0.49
1:A:289:LEU:N	1:A:289:LEU:HD12	2.27	0.49
3:O:380:PHE:N	3:O:380:PHE:CD1	2.76	0.49
3:V:416:GLY:C	3:V:418:TYR:N	2.65	0.49
1:E:212:PHE:O	1:E:216:VAL:CG2	2.55	0.49
1:C:115:THR:HB	1:C:118:VAL:CG2	2.42	0.49
3:R:194:ILE:O	3:R:194:ILE:HG13	2.10	0.49
3:R:265:MET:HG2	3:R:266:SER:N	2.27	0.49
3:P:265:MET:HG2	3:P:266:SER:N	2.27	0.49
3:P:388:SER:OG	3:P:389:GLY:N	2.45	0.49
3:R:112:GLU:OE1	3:R:136:THR:N	2.39	0.49
1:G:378:ILE:HD11	1:G:411:TYR:CB	2.42	0.49
3:V:283:ILE:O	3:V:284:GLU:CG	2.59	0.49
1:K:513:LEU:HD12	1:K:513:LEU:H	1.77	0.49
2:B:505:GLN:O	2:B:506:VAL:C	2.50	0.49
1:E:470:GLN:NE2	1:E:517:MET:O	2.46	0.49
2:L:519:LEU:O	2:L:520:ARG:C	2.50	0.49
2:L:536:ALA:O	2:L:540:VAL:HG23	2.12	0.49
2:H:491:LEU:HD12	2:H:492:PHE:H	1.71	0.49
1:I:470:GLN:NE2	1:I:517:MET:O	2.46	0.49
2:D:502:LEU:O	2:D:503:VAL:C	2.48	0.49
2:J:50:LEU:O	2:J:51:PHE:C	2.51	0.49
2:L:148:LEU:HA	2:L:151:ILE:CG1	2.42	0.49
2:L:177:VAL:O	2:L:178:ALA:C	2.50	0.49
2:B:148:LEU:HA	2:B:151:ILE:CG1	2.42	0.49
2:B:41:MET:HG2	2:B:42:THR:N	2.27	0.49
4:T:117:PHE:CD1	4:T:117:PHE:C	2.85	0.49
1:G:162:VAL:O	1:G:163:HIS:C	2.49	0.49
4:Q:30:LYS:HA	4:Q:30:LYS:NZ	2.26	0.49
2:F:109:THR:O	2:F:110:MET:C	2.49	0.49
1:K:61:TYR:HB3	1:K:62:PRO:CD	2.42	0.49
4:W:88:VAL:CG2	4:W:89:GLU:N	2.75	0.49
4:U:107:PHE:O	4:U:110:ALA:HB3	2.12	0.49

Continued on next page...

Continued from previous page...

Atom-1	Atom-2	Interatomic distance (Å)	Clash overlap (Å)
2:H:333:TYR:CD1	2:H:334:VAL:N	2.80	0.49
2:L:351:ILE:CD1	2:L:384:VAL:HG11	2.42	0.49
2:L:377:ILE:HG21	2:L:395:LEU:CD2	2.39	0.49
1:C:289:LEU:HD12	1:C:289:LEU:N	2.27	0.49
1:K:155:LYS:HB2	1:K:193:THR:HG21	1.95	0.49
1:G:271:LEU:HD12	1:G:296:ILE:HG12	1.95	0.49
3:O:242:VAL:HG12	3:O:243:ARG:N	2.27	0.49
1:E:310:ILE:O	1:E:312:ILE:N	2.45	0.49
3:V:277:ILE:N	3:V:418:TYR:OH	2.40	0.49
1:E:113:HIS:CD2	1:E:118:VAL:HG21	2.47	0.49
1:A:113:HIS:CD2	1:A:118:VAL:HG21	2.47	0.49
1:I:212:PHE:O	1:I:216:VAL:CG2	2.55	0.49
2:J:200:LYS:HB2	2:J:203:SER:CB	2.41	0.49
2:L:420:LYS:HB3	2:L:421:TYR:CE2	2.46	0.49
4:T:4:PHE:C	4:T:4:PHE:CD1	2.86	0.49
3:V:210:LEU:HD13	3:V:211:ARG:N	2.27	0.49
1:A:347:ARG:O	1:A:350:ILE:N	2.45	0.49
1:A:422:ILE:O	1:A:423:MET:C	2.50	0.49
1:A:525:TYR:CE1	2:B:518:ASP:HB2	2.48	0.49
2:B:426:GLU:O	2:B:429:ILE:CD1	2.60	0.49
2:B:485:LEU:O	2:B:486:THR:C	2.50	0.49
2:B:524:TYR:O	2:B:525:ILE:C	2.50	0.49
1:E:421:THR:O	1:E:422:ILE:C	2.47	0.49
1:E:438:VAL:O	1:E:442:ILE:HD13	2.12	0.49
2:F:447:ALA:O	2:F:448:MET:C	2.50	0.49
2:F:519:LEU:O	2:F:520:ARG:C	2.50	0.49
1:K:556:ASP:OD2	1:K:558:GLU:HB3	2.12	0.49
2:L:524:TYR:O	2:L:525:ILE:C	2.50	0.49
2:H:405:TYR:O	2:H:408:GLN:HG3	2.13	0.49
1:I:333:LEU:HD12	1:I:333:LEU:N	2.26	0.49
1:I:556:ASP:CG	1:I:559:LEU:HG	2.32	0.49
2:J:486:THR:O	2:J:489:VAL:HB	2.13	0.49
2:J:519:LEU:O	2:J:520:ARG:C	2.50	0.49
2:J:563:LEU:O	2:J:564:ILE:C	2.50	0.49
2:J:305:ASN:ND2	2:J:572:SER:O	2.44	0.49
2:J:569:THR:CG2	3:R:74:ASN:HD21	2.26	0.49
2:L:569:THR:HG22	2:L:570:LEU:N	2.27	0.49
2:B:178:ALA:O	2:B:179:ASN:C	2.50	0.49
2:B:257:LEU:O	2:B:258:SER:C	2.51	0.49
2:B:29:LYS:O	2:B:30:LYS:C	2.50	0.49
2:B:70:TYR:O	2:B:71:LEU:C	2.50	0.49

Continued on next page...

Continued from previous page...

Atom-1	Atom-2	Interatomic distance (Å)	Clash overlap (Å)
2:H:176:VAL:O	2:H:177:VAL:C	2.51	0.49
2:H:182:ALA:O	2:H:185:SER:N	2.45	0.49
2:H:252:ASN:O	2:H:254:ALA:N	2.46	0.49
2:H:262:VAL:HB	2:H:266:PHE:HE1	1.77	0.49
2:H:31:LYS:O	2:H:32:GLU:C	2.50	0.49
2:H:70:TYR:O	2:H:71:LEU:C	2.50	0.49
4:T:107:PHE:O	4:T:110:ALA:HB3	2.12	0.49
2:D:262:VAL:HB	2:D:266:PHE:HE1	1.77	0.49
2:D:55:VAL:O	2:D:57:CYS:N	2.44	0.49
1:A:120:GLY:O	1:A:121:LEU:C	2.49	0.49
1:I:86:TYR:HE2	1:I:122:ALA:HA	1.76	0.49
1:E:160:CYS:O	1:E:161:ALA:C	2.50	0.49
1:E:162:VAL:O	1:E:163:HIS:C	2.49	0.49
3:V:104:ARG:CA	3:V:107:PHE:CE1	2.94	0.49
3:R:104:ARG:CA	3:R:107:PHE:HE1	2.25	0.49
2:H:376:ALA:O	2:H:377:ILE:C	2.49	0.49
2:L:357:GLU:O	2:L:358:LEU:C	2.50	0.49
2:J:351:ILE:CD1	2:J:384:VAL:HG11	2.43	0.49
2:F:394:THR:HA	2:F:397:ASP:HB2	1.95	0.49
1:C:197:LEU:HD13	1:C:201:MET:HG3	1.93	0.49
1:C:316:PHE:O	1:C:317:LEU:C	2.51	0.49
3:V:267:TYR:CD1	3:V:267:TYR:N	2.81	0.49
3:M:32:HIS:O	3:M:35:PRO:HD2	2.11	0.49
4:S:30:LYS:HZ1	4:S:30:LYS:HA	1.77	0.49
4:T:30:LYS:NZ	4:T:30:LYS:HA	2.26	0.49
4:X:99:CYS:O	4:X:102:ASP:OD2	2.29	0.49
1:G:513:LEU:H	1:G:513:LEU:HD12	1.77	0.49
4:U:4:PHE:C	4:U:4:PHE:CD1	2.86	0.49
1:A:405:PHE:O	1:A:409:GLU:HG2	2.11	0.49
1:A:425:VAL:O	1:A:426:LEU:C	2.50	0.49
1:A:470:GLN:NE2	1:A:517:MET:O	2.46	0.49
2:B:447:ALA:O	2:B:448:MET:C	2.50	0.49
2:F:543:ALA:O	2:F:545:LYS:HG3	2.11	0.49
1:K:344:GLN:NE2	1:K:374:ASN:HD22	2.10	0.49
2:L:463:ASP:N	2:L:463:ASP:OD1	2.45	0.49
2:L:480:VAL:CG1	2:L:481:GLN:N	2.76	0.49
1:G:425:VAL:O	1:G:426:LEU:C	2.50	0.49
1:G:556:ASP:OD2	1:G:558:GLU:HB3	2.12	0.49
2:H:486:THR:CG2	2:H:490:LYS:HE2	2.41	0.49
2:J:485:LEU:O	2:J:486:THR:C	2.50	0.49
1:C:445:ILE:HD13	1:C:455:THR:HG21	1.94	0.49

Continued on next page...

Continued from previous page...

Atom-1	Atom-2	Interatomic distance (Å)	Clash overlap (Å)
1:C:459:LEU:O	1:C:463:ILE:HG13	2.13	0.49
1:K:489:SER:N	1:K:500:VAL:CG1	2.74	0.49
2:J:565:CYS:HB2	2:J:566:TYR:CD1	2.48	0.49
2:L:257:LEU:O	2:L:258:SER:C	2.51	0.49
2:L:566:TYR:H	2:L:566:TYR:HD1	1.58	0.49
2:B:262:VAL:HB	2:B:266:PHE:HE1	1.77	0.49
1:C:71:LEU:C	1:C:71:LEU:HD23	2.33	0.49
4:T:88:VAL:HA	4:T:91:LEU:HD12	1.94	0.49
2:D:113:ILE:CG2	2:D:114:ARG:N	2.74	0.49
2:D:118:ILE:HG23	2:D:119:THR:N	2.28	0.49
2:D:29:LYS:O	2:D:30:LYS:C	2.50	0.49
1:A:11:ILE:HG12	1:A:55:TYR:CE2	2.47	0.49
1:A:86:TYR:HE2	1:A:122:ALA:HA	1.76	0.49
4:S:88:VAL:CG2	4:S:89:GLU:N	2.75	0.49
1:I:137:ASP:HB2	1:I:138:LEU:HD22	1.93	0.49
1:I:71:LEU:HD23	1:I:71:LEU:C	2.33	0.49
2:F:50:LEU:O	2:F:51:PHE:C	2.51	0.49
2:F:569:THR:HG22	2:F:570:LEU:N	2.27	0.49
2:F:70:TYR:O	2:F:71:LEU:C	2.50	0.49
1:E:61:TYR:HB3	1:E:62:PRO:HD2	1.94	0.49
4:U:117:PHE:C	4:U:117:PHE:CD1	2.85	0.49
3:V:60:ILE:O	3:V:60:ILE:HG13	2.11	0.49
2:D:351:ILE:CD1	2:D:384:VAL:HG11	2.42	0.49
2:D:388:ALA:O	2:D:389:GLU:C	2.50	0.49
2:F:357:GLU:O	2:F:358:LEU:C	2.49	0.49
3:P:104:ARG:CA	3:P:107:PHE:CE1	2.94	0.49
2:H:285:ALA:CB	2:H:286:PRO:CD	2.87	0.49
1:A:244:PHE:O	1:A:245:LEU:C	2.47	0.49
1:G:243:PRO:O	1:G:244:PHE:C	2.50	0.49
1:G:289:LEU:N	1:G:289:LEU:HD12	2.27	0.49
2:H:16:PHE:CZ	3:R:416:GLY:HA3	2.48	0.49
1:A:217:PRO:O	1:A:220:VAL:HB	2.12	0.49
1:G:466:ASP:O	1:G:467:TYR:CD1	2.53	0.49
3:O:267:TYR:CD1	3:O:267:TYR:N	2.81	0.49
3:N:185:ALA:C	3:N:187:GLY:N	2.57	0.49
3:P:84:LEU:O	3:P:87:VAL:HB	2.13	0.49
1:I:394:PRO:O	1:I:395:GLU:C	2.50	0.49
1:K:378:ILE:HD11	1:K:411:TYR:CB	2.42	0.49
3:M:61:LYS:HD2	3:M:66:TYR:HE2	1.78	0.49
3:P:210:LEU:HD13	3:P:211:ARG:N	2.27	0.49
1:E:493:GLU:O	1:E:494:GLU:HB2	2.13	0.49

Continued on next page...

Continued from previous page...

Atom-1	Atom-2	Interatomic distance (Å)	Clash overlap (Å)
2:F:486:THR:O	2:F:489:VAL:HB	2.13	0.49
1:E:525:TYR:CE1	2:F:518:ASP:HB2	2.48	0.49
1:K:470:GLN:NE2	1:K:517:MET:O	2.46	0.49
2:L:426:GLU:O	2:L:429:ILE:CD1	2.60	0.49
2:L:447:ALA:O	2:L:448:MET:C	2.50	0.49
2:H:470:LEU:C	2:H:472:GLY:N	2.64	0.49
1:I:413:PRO:HD2	1:I:417:TRP:CZ3	2.47	0.49
1:I:422:ILE:HG22	1:I:441:LEU:HD12	1.94	0.49
1:I:556:ASP:OD2	1:I:558:GLU:HB3	2.12	0.49
1:I:525:TYR:CE1	2:J:518:ASP:HB2	2.48	0.49
1:C:422:ILE:HG22	1:C:441:LEU:HD12	1.95	0.49
1:C:470:GLN:NE2	1:C:517:MET:O	2.46	0.49
2:D:470:LEU:C	2:D:472:GLY:N	2.64	0.49
2:L:118:ILE:HG23	2:L:119:THR:N	2.28	0.49
2:L:124:GLU:HB2	2:L:125:PRO:CD	2.36	0.49
2:L:176:VAL:O	2:L:177:VAL:C	2.51	0.49
2:L:191:HIS:HA	2:L:195:ASN:HD22	1.70	0.49
2:L:563:LEU:O	2:L:564:ILE:C	2.50	0.49
2:B:176:VAL:O	2:B:177:VAL:C	2.51	0.49
2:H:29:LYS:O	2:H:30:LYS:C	2.50	0.49
1:C:161:ALA:O	1:C:164:VAL:HB	2.13	0.49
4:T:88:VAL:CG2	4:T:89:GLU:N	2.75	0.49
2:D:75:ASN:HD22	2:D:75:ASN:N	2.08	0.49
4:S:7:LEU:O	4:S:15:ARG:N	2.40	0.49
1:G:103:MET:O	1:G:104:THR:C	2.50	0.49
1:G:11:ILE:HG12	1:G:55:TYR:CE2	2.47	0.49
1:G:160:CYS:O	1:G:161:ALA:C	2.50	0.49
1:G:85:GLY:O	1:G:86:TYR:C	2.49	0.49
1:I:134:MET:O	1:I:137:ASP:HB2	2.12	0.49
1:I:160:CYS:O	1:I:161:ALA:C	2.50	0.49
2:F:569:THR:CG2	3:O:74:ASN:HD21	2.26	0.49
1:K:83:ARG:HA	1:K:121:LEU:CD1	2.41	0.49
1:K:71:LEU:HD23	1:K:71:LEU:C	2.33	0.49
4:W:117:PHE:CD1	4:W:117:PHE:C	2.85	0.49
1:E:103:MET:O	1:E:104:THR:C	2.50	0.49
2:H:335:LYS:O	2:H:336:LEU:C	2.50	0.49
2:H:357:GLU:O	2:H:358:LEU:C	2.49	0.49
2:L:31:LYS:O	2:L:32:GLU:C	2.50	0.49
1:A:192:HIS:O	1:A:193:THR:C	2.48	0.49
1:A:271:LEU:HD12	1:A:296:ILE:HG12	1.95	0.49
1:C:249:ILE:O	1:C:250:LEU:C	2.51	0.49

Continued on next page...

Continued from previous page...

Atom-1	Atom-2	Interatomic distance (Å)	Clash overlap (Å)
1:K:153:LEU:O	1:K:154:ARG:C	2.49	0.49
3:R:242:VAL:HG12	3:R:243:ARG:N	2.27	0.49
1:E:192:HIS:O	1:E:193:THR:C	2.48	0.49
1:I:254:ARG:HB2	1:I:295:THR:CG2	2.42	0.49
3:O:386:THR:O	3:O:387:THR:C	2.47	0.49
3:V:215:ASN:HB2	3:V:391:GLN:H	1.76	0.49
3:P:273:VAL:O	3:P:274:LYS:C	2.51	0.49
1:E:378:ILE:HD11	1:E:411:TYR:CB	2.42	0.49
3:N:61:LYS:HD2	3:N:66:TYR:HE2	1.77	0.49
3:O:61:LYS:HD2	3:O:66:TYR:HE2	1.78	0.49
4:Q:4:PHE:C	4:Q:4:PHE:CD1	2.86	0.49
1:A:493:GLU:O	1:A:494:GLU:HB2	2.13	0.49
1:A:556:ASP:CG	1:A:559:LEU:HG	2.32	0.49
1:A:532:LYS:CA	1:A:581:LEU:HD13	2.35	0.49
2:B:464:GLU:OE2	1:E:233:PRO:HD2	2.13	0.49
2:B:480:VAL:CG1	2:B:481:GLN:N	2.76	0.49
2:B:486:THR:O	2:B:489:VAL:HB	2.13	0.49
2:B:502:LEU:O	2:B:503:VAL:C	2.48	0.49
1:E:344:GLN:NE2	1:E:374:ASN:HD22	2.10	0.49
1:E:413:PRO:HD2	1:E:417:TRP:CZ3	2.47	0.49
1:E:445:ILE:HD13	1:E:455:THR:HG21	1.94	0.49
1:E:472:LEU:O	1:E:473:VAL:C	2.51	0.49
1:E:556:ASP:CG	1:E:559:LEU:HG	2.32	0.49
2:F:426:GLU:O	2:F:429:ILE:CD1	2.60	0.49
1:K:403:GLY:O	1:K:406:LEU:HB2	2.13	0.49
1:K:413:PRO:HD2	1:K:417:TRP:CZ3	2.47	0.49
1:K:419:ILE:HG12	1:K:444:LEU:HD23	1.95	0.49
2:L:407:VAL:O	2:L:408:GLN:C	2.48	0.49
1:K:525:TYR:CE1	2:L:518:ASP:HB2	2.48	0.49
1:G:413:PRO:HD2	1:G:417:TRP:CZ3	2.47	0.49
2:H:429:ILE:O	2:H:432:LEU:HB3	2.12	0.49
2:H:536:ALA:O	2:H:540:VAL:HG23	2.12	0.49
1:C:419:ILE:HG12	1:C:444:LEU:HD23	1.95	0.49
1:C:425:VAL:O	1:C:426:LEU:C	2.50	0.49
2:D:426:GLU:O	2:D:429:ILE:CD1	2.60	0.49
2:J:104:ALA:O	2:J:107:VAL:N	2.43	0.49
2:J:148:LEU:HA	2:J:151:ILE:CG1	2.42	0.49
1:C:86:TYR:HE2	1:C:122:ALA:HA	1.76	0.49
4:T:8:PHE:CD1	4:T:36:MET:SD	3.04	0.49
2:D:252:ASN:O	2:D:254:ALA:N	2.46	0.49
2:D:31:LYS:O	2:D:32:GLU:C	2.50	0.49

Continued on next page...

Continued from previous page...

Atom-1	Atom-2	Interatomic distance (Å)	Clash overlap (Å)
2:D:41:MET:HG2	2:D:42:THR:N	2.27	0.49
3:N:133:GLU:HG3	3:N:134:PHE:N	2.28	0.49
1:A:71:LEU:C	1:A:71:LEU:HD23	2.33	0.49
4:S:88:VAL:HA	4:S:91:LEU:HD12	1.94	0.49
1:G:14:ILE:H	1:G:14:ILE:CD1	2.18	0.49
4:Q:33:ARG:O	4:Q:34:GLU:C	2.51	0.49
4:Q:88:VAL:CG2	4:Q:89:GLU:N	2.75	0.49
2:F:257:LEU:O	2:F:258:SER:C	2.51	0.49
2:F:29:LYS:O	2:F:30:LYS:C	2.50	0.49
2:F:563:LEU:O	2:F:564:ILE:C	2.50	0.49
4:W:107:PHE:O	4:W:110:ALA:HB3	2.12	0.49
4:W:30:LYS:HA	4:W:30:LYS:NZ	2.26	0.49
4:W:87:TYR:O	4:W:88:VAL:C	2.51	0.49
1:E:11:ILE:HG12	1:E:55:TYR:CE2	2.47	0.49
1:E:58:MET:HE1	4:U:15:ARG:O	2.13	0.49
2:H:351:ILE:CD1	2:H:384:VAL:HG11	2.42	0.49
2:H:387:SER:CA	2:H:390:ARG:HD2	2.24	0.49
2:D:334:VAL:O	2:D:335:LYS:C	2.50	0.49
2:D:335:LYS:O	2:D:336:LEU:C	2.50	0.49
3:P:306:THR:HG22	3:P:349:PRO:CA	2.35	0.49
1:K:289:LEU:HD12	1:K:289:LEU:N	2.27	0.49
1:G:316:PHE:O	1:G:317:LEU:C	2.51	0.49
4:Q:71:ILE:CG2	4:Q:72:GLU:H	2.26	0.49
1:E:155:LYS:HB2	1:E:193:THR:HG21	1.95	0.49
1:I:271:LEU:HD12	1:I:296:ILE:HG12	1.95	0.49
3:M:242:VAL:HG12	3:M:243:ARG:N	2.27	0.49
1:K:117:PHE:H	1:K:117:PHE:HD1	1.61	0.49
2:F:208:LEU:HD11	2:F:243:ARG:CD	2.41	0.49
3:N:388:SER:OG	3:N:389:GLY:N	2.45	0.49
4:T:29:LYS:O	4:T:32:VAL:HB	2.12	0.49
3:O:84:LEU:O	3:O:87:VAL:HB	2.13	0.49
3:R:84:LEU:O	3:R:87:VAL:HB	2.13	0.49
3:M:84:LEU:O	3:M:87:VAL:HB	2.13	0.49
3:V:273:VAL:O	3:V:274:LYS:C	2.51	0.49
1:K:394:PRO:O	1:K:395:GLU:C	2.50	0.49
3:M:273:VAL:O	3:M:274:LYS:C	2.51	0.49
1:A:394:PRO:O	1:A:395:GLU:C	2.50	0.49
2:H:2:THR:HB	2:J:402:LYS:HE2	1.93	0.49
3:P:61:LYS:HD2	3:P:66:TYR:HE2	1.78	0.49
4:S:4:PHE:CD1	4:S:4:PHE:C	2.86	0.49
1:G:222:ILE:O	1:G:225:ASN:HB3	2.13	0.49

Continued on next page...

Continued from previous page...

Atom-1	Atom-2	Interatomic distance (Å)	Clash overlap (Å)
1:A:419:ILE:HG12	1:A:444:LEU:HD23	1.95	0.49
1:A:459:LEU:O	1:A:463:ILE:HG13	2.13	0.49
1:A:585:PRO:C	1:A:586:VAL:HG23	2.32	0.49
2:B:470:LEU:C	2:B:472:GLY:N	2.64	0.49
2:B:492:PHE:CD1	2:B:503:VAL:HG21	2.48	0.49
2:B:536:ALA:O	2:B:540:VAL:HG23	2.12	0.49
2:F:535:VAL:O	2:F:538:LYS:HB3	2.13	0.49
1:G:459:LEU:O	1:G:463:ILE:HG13	2.13	0.49
2:H:406:VAL:O	2:H:407:VAL:C	2.50	0.49
2:H:463:ASP:O	2:H:464:GLU:C	2.51	0.49
2:H:492:PHE:CD1	2:H:503:VAL:HG21	2.48	0.49
1:I:344:GLN:NE2	1:I:374:ASN:HD22	2.10	0.49
2:J:463:ASP:O	2:J:464:GLU:C	2.51	0.49
1:C:422:ILE:O	1:C:423:MET:C	2.50	0.49
2:D:406:VAL:O	2:D:407:VAL:C	2.50	0.49
2:D:485:LEU:O	2:D:486:THR:C	2.50	0.49
2:J:109:THR:O	2:J:110:MET:C	2.49	0.49
2:J:118:ILE:HG23	2:J:119:THR:N	2.28	0.49
2:J:178:ALA:O	2:J:179:ASN:C	2.50	0.49
2:J:252:ASN:O	2:J:254:ALA:N	2.46	0.49
2:J:99:ASN:O	2:J:102:ILE:N	2.46	0.49
2:L:75:ASN:HD22	2:L:75:ASN:N	2.09	0.49
2:L:569:THR:CG2	3:V:74:ASN:HD21	2.26	0.49
3:V:76:CYS:O	3:V:77:VAL:C	2.50	0.49
2:B:257:LEU:O	2:B:260:VAL:N	2.46	0.49
3:M:76:CYS:O	3:M:77:VAL:C	2.50	0.49
2:H:55:VAL:O	2:H:57:CYS:N	2.44	0.49
2:H:99:ASN:O	2:H:102:ILE:N	2.46	0.49
2:H:569:THR:CG2	3:P:74:ASN:HD21	2.26	0.49
1:C:11:ILE:HG12	1:C:55:TYR:CE2	2.47	0.49
4:T:7:LEU:O	4:T:15:ARG:N	2.40	0.49
4:T:83:LEU:O	4:T:83:LEU:HD12	2.13	0.49
4:S:87:TYR:O	4:S:88:VAL:C	2.51	0.49
4:Q:28:ARG:O	4:Q:29:LYS:C	2.49	0.49
4:Q:88:VAL:HA	4:Q:91:LEU:HD12	1.94	0.49
1:I:11:ILE:HG12	1:I:55:TYR:CE2	2.47	0.49
2:F:176:VAL:O	2:F:177:VAL:C	2.51	0.49
1:K:14:ILE:CD1	1:K:14:ILE:H	2.18	0.49
4:U:88:VAL:HA	4:U:91:LEU:HD12	1.94	0.49
2:F:376:ALA:O	2:F:377:ILE:C	2.50	0.49
1:A:172:MET:HG2	1:A:201:MET:CE	2.43	0.49

Continued on next page...

Continued from previous page...

Atom-1	Atom-2	Interatomic distance (Å)	Clash overlap (Å)
3:O:178:ALA:CA	3:O:415:ASN:HB2	2.42	0.49
3:R:178:ALA:CA	3:R:415:ASN:HB2	2.42	0.49
1:K:113:HIS:CD2	1:K:118:VAL:HG21	2.47	0.49
3:O:184:SER:O	3:O:185:ALA:C	2.51	0.49
1:C:397:LYS:O	1:C:398:ALA:C	2.49	0.49
1:C:378:ILE:HD11	1:C:411:TYR:CB	2.42	0.49
1:A:513:LEU:HD12	1:A:513:LEU:H	1.77	0.49
3:N:96:LYS:HG2	3:N:143:GLU:HA	1.95	0.49
3:M:96:LYS:HG2	3:M:143:GLU:HA	1.95	0.49
2:B:406:VAL:O	2:B:407:VAL:C	2.50	0.49
1:E:347:ARG:O	1:E:350:ILE:N	2.45	0.49
1:E:449:VAL:HG12	1:E:449:VAL:O	2.13	0.49
2:F:491:LEU:HD12	2:F:492:PHE:H	1.71	0.49
2:F:491:LEU:CD1	2:F:492:PHE:N	2.66	0.49
2:F:505:GLN:O	2:F:506:VAL:C	2.50	0.49
2:F:524:TYR:O	2:F:525:ILE:C	2.50	0.49
1:G:362:LYS:O	1:G:363:ARG:C	2.52	0.49
1:C:438:VAL:O	1:C:442:ILE:HD13	2.12	0.49
2:D:486:THR:O	2:D:489:VAL:HB	2.13	0.49
1:C:525:TYR:CE1	2:D:518:ASP:HB2	2.48	0.49
2:J:124:GLU:HB2	2:J:125:PRO:CD	2.36	0.49
2:J:257:LEU:O	2:J:258:SER:C	2.51	0.49
2:L:177:VAL:O	2:L:180:ARG:HB2	2.13	0.49
2:L:67:LYS:O	2:L:68:LEU:C	2.47	0.49
2:B:258:SER:HA	2:B:261:LYS:HE3	1.95	0.49
2:B:569:THR:HG22	2:B:570:LEU:N	2.27	0.49
2:B:569:THR:CG2	3:M:74:ASN:HD21	2.26	0.49
3:P:133:GLU:HG3	3:P:134:PHE:N	2.28	0.49
2:D:104:ALA:CB	2:D:136:TYR:HD2	2.20	0.49
2:D:569:THR:HG22	2:D:570:LEU:N	2.27	0.49
4:S:61:ARG:NH1	4:S:63:ALA:O	2.46	0.49
4:S:88:VAL:HG23	4:S:89:GLU:H	1.78	0.49
1:G:162:VAL:O	1:G:165:ILE:N	2.46	0.49
1:G:71:LEU:C	1:G:71:LEU:HD23	2.33	0.49
1:I:83:ARG:O	1:I:84:ILE:C	2.51	0.49
3:O:118:MET:HG3	3:O:119:ASP:N	2.25	0.49
4:W:61:ARG:NH1	4:W:63:ALA:O	2.46	0.49
1:E:61:TYR:HB3	1:E:62:PRO:CD	2.42	0.49
3:M:355:LEU:HD12	3:M:356:MET:H	1.78	0.49
2:H:394:THR:HA	2:H:397:ASP:HB2	1.95	0.49
2:B:351:ILE:CD1	2:B:384:VAL:HG11	2.42	0.49

Continued on next page...

Continued from previous page...

Atom-1	Atom-2	Interatomic distance (Å)	Clash overlap (Å)
2:B:394:THR:HA	2:B:397:ASP:HB2	1.95	0.49
2:L:41:MET:HG2	2:L:42:THR:N	2.27	0.49
2:J:333:TYR:CD1	2:J:334:VAL:N	2.81	0.49
2:J:357:GLU:O	2:J:358:LEU:C	2.49	0.49
3:M:376:ILE:CG2	3:M:420:LEU:HB2	2.41	0.49
4:S:71:ILE:CG2	4:S:72:GLU:H	2.26	0.49
1:K:172:MET:HG2	1:K:201:MET:CE	2.43	0.49
1:K:247:VAL:O	1:K:248:ARG:C	2.51	0.49
4:X:71:ILE:CG2	4:X:72:GLU:H	2.26	0.49
1:K:147:LYS:HA	1:K:147:LYS:CE	2.38	0.49
3:V:265:MET:HG2	3:V:266:SER:N	2.27	0.49
3:P:267:TYR:N	3:P:267:TYR:CD1	2.81	0.49
3:P:184:SER:O	3:P:185:ALA:C	2.51	0.49
3:R:177:GLU:OE1	3:R:388:SER:HB3	2.13	0.49
1:C:394:PRO:O	1:C:395:GLU:C	2.50	0.49
1:K:146:LEU:HD23	1:K:146:LEU:C	2.33	0.49
1:E:540:THR:C	1:E:542:ASN:N	2.65	0.49
1:A:279:GLU:OE1	1:A:279:GLU:N	2.45	0.49
1:E:222:ILE:O	1:E:225:ASN:HB3	2.13	0.49
3:M:210:LEU:HD13	3:M:211:ARG:N	2.27	0.49
1:A:316:PHE:O	1:A:317:LEU:C	2.51	0.49
2:B:486:THR:CG2	2:B:490:LYS:HE2	2.42	0.49
2:B:486:THR:HG22	2:B:487:ALA:H	1.76	0.49
1:E:362:LYS:O	1:E:363:ARG:C	2.52	0.49
1:E:459:LEU:O	1:E:463:ILE:HG13	2.13	0.49
2:F:405:TYR:O	2:F:408:GLN:HG3	2.13	0.49
1:G:366:MET:O	1:G:369:SER:OG	2.24	0.49
1:I:403:GLY:O	1:I:406:LEU:HB2	2.13	0.49
2:D:535:VAL:O	2:D:538:LYS:HB3	2.13	0.49
2:J:176:VAL:O	2:J:177:VAL:C	2.51	0.49
2:L:252:ASN:O	2:L:254:ALA:N	2.46	0.49
2:B:177:VAL:O	2:B:178:ALA:C	2.50	0.49
2:H:95:CYS:O	2:H:103:ARG:HD2	2.13	0.49
2:H:148:LEU:HA	2:H:151:ILE:CG1	2.42	0.49
2:H:565:CYS:HB2	2:H:566:TYR:CD1	2.48	0.49
1:C:83:ARG:O	1:C:84:ILE:C	2.51	0.49
2:D:177:VAL:O	2:D:178:ALA:C	2.50	0.49
2:D:62:ASN:O	2:D:63:LEU:C	2.50	0.49
2:D:569:THR:CG2	3:N:74:ASN:HD21	2.26	0.49
4:S:83:LEU:HD12	4:S:83:LEU:O	2.13	0.49
1:G:66:GLY:O	1:G:67:GLN:C	2.48	0.49

Continued on next page...

Continued from previous page...

Atom-1	Atom-2	Interatomic distance (Å)	Clash overlap (Å)
3:N:10:ASP:O	3:N:12:LYS:N	2.46	0.49
1:I:61:TYR:HB3	1:I:62:PRO:CD	2.42	0.49
4:X:33:ARG:O	4:X:34:GLU:C	2.51	0.49
2:F:258:SER:HA	2:F:261:LYS:HE3	1.95	0.49
2:F:257:LEU:O	2:F:260:VAL:N	2.46	0.49
4:W:29:LYS:O	4:W:32:VAL:HB	2.13	0.49
4:W:33:ARG:O	4:W:34:GLU:C	2.51	0.49
2:L:323:VAL:CG2	2:L:324:PHE:HD1	2.17	0.49
2:L:326:VAL:HG21	2:L:369:PHE:CZ	2.47	0.49
3:M:7:TYR:CE2	3:M:30:VAL:HB	2.48	0.49
2:B:326:VAL:HG21	2:B:369:PHE:CZ	2.47	0.49
3:P:106:ASN:CG	3:P:109:ILE:HD11	2.33	0.49
1:A:302:GLU:HG3	1:A:305:LEU:H	1.78	0.49
1:G:172:MET:HG2	1:G:201:MET:CE	2.43	0.49
3:R:306:THR:HG22	3:R:349:PRO:CA	2.35	0.49
3:M:178:ALA:CA	3:M:415:ASN:HB2	2.42	0.49
1:I:247:VAL:O	1:I:248:ARG:C	2.51	0.49
1:I:289:LEU:N	1:I:289:LEU:HD12	2.27	0.49
1:E:117:PHE:HD1	1:E:117:PHE:H	1.61	0.49
1:E:217:PRO:O	1:E:220:VAL:HB	2.12	0.49
3:O:56:ARG:HG3	3:O:56:ARG:NH1	2.21	0.49
3:R:184:SER:O	3:R:185:ALA:C	2.51	0.49
3:N:273:VAL:O	3:N:274:LYS:C	2.51	0.49
1:C:222:ILE:O	1:C:225:ASN:HB3	2.13	0.49
1:K:222:ILE:O	1:K:225:ASN:HB3	2.13	0.49
2:B:493:LEU:C	2:B:495:LYS:N	2.62	0.48
2:B:535:VAL:O	2:B:538:LYS:HB3	2.13	0.48
1:E:438:VAL:CB	1:E:439:PRO:HD3	2.28	0.48
1:K:422:ILE:HG22	1:K:441:LEU:HD12	1.95	0.48
1:K:449:VAL:O	1:K:449:VAL:HG12	2.12	0.48
1:G:525:TYR:CE1	2:H:518:ASP:HB2	2.48	0.48
1:I:422:ILE:O	1:I:423:MET:C	2.50	0.48
2:J:405:TYR:O	2:J:408:GLN:HG3	2.13	0.48
2:J:488:ILE:O	2:J:489:VAL:C	2.50	0.48
2:D:491:LEU:HD12	2:D:492:PHE:H	1.71	0.48
1:C:489:SER:N	1:C:500:VAL:CG1	2.74	0.48
2:J:255:VAL:O	2:J:256:VAL:C	2.52	0.48
2:J:310:VAL:CG1	2:J:317:LEU:HD21	2.42	0.48
2:B:62:ASN:O	2:B:63:LEU:C	2.50	0.48
2:B:72:TYR:O	2:B:73:LEU:C	2.52	0.48
2:H:257:LEU:O	2:H:260:VAL:N	2.46	0.48

Continued on next page...

Continued from previous page...

Atom-1	Atom-2	Interatomic distance (Å)	Clash overlap (Å)
2:H:257:LEU:O	2:H:258:SER:C	2.51	0.48
1:C:138:LEU:O	1:C:141:GLU:HB2	2.13	0.48
1:C:61:TYR:HB3	1:C:62:PRO:CD	2.42	0.48
2:D:236:GLU:O	2:D:240:ILE:HG13	2.13	0.48
2:D:95:CYS:O	2:D:103:ARG:HD2	2.13	0.48
1:A:61:TYR:HB3	1:A:62:PRO:CD	2.42	0.48
1:G:67:GLN:HG3	1:G:93:LEU:HD23	1.94	0.48
1:I:61:TYR:HB3	1:I:62:PRO:HD2	1.94	0.48
4:X:40:LEU:C	4:X:40:LEU:HD12	2.34	0.48
1:K:83:ARG:O	1:K:84:ILE:C	2.51	0.48
3:P:355:LEU:HD12	3:P:356:MET:H	1.78	0.48
4:W:40:LEU:HD12	4:W:40:LEU:C	2.34	0.48
1:E:162:VAL:O	1:E:165:ILE:N	2.46	0.48
4:U:83:LEU:HD12	4:U:83:LEU:O	2.13	0.48
3:R:7:TYR:CE2	3:R:30:VAL:HB	2.48	0.48
2:L:333:TYR:CD1	2:L:334:VAL:N	2.81	0.48
1:A:430:GLY:O	1:A:433:VAL:N	2.46	0.48
2:F:335:LYS:O	2:F:336:LEU:C	2.50	0.48
3:P:65:LEU:HD11	3:P:99:GLU:CA	2.42	0.48
3:N:279:ILE:CG2	3:N:280:GLU:N	2.75	0.48
3:M:314:ILE:HG12	3:M:376:ILE:HD12	1.95	0.48
1:C:172:MET:HG2	1:C:201:MET:CE	2.43	0.48
1:I:466:ASP:O	1:I:467:TYR:CD1	2.53	0.48
1:G:113:HIS:CD2	1:G:118:VAL:HG21	2.47	0.48
1:A:35:ARG:CD	1:A:65:PHE:HE2	2.21	0.48
3:M:267:TYR:CD1	3:M:267:TYR:N	2.81	0.48
4:S:29:LYS:O	4:S:32:VAL:HB	2.13	0.48
4:S:33:ARG:O	4:S:34:GLU:C	2.51	0.48
3:V:177:GLU:OE1	3:V:388:SER:HB3	2.13	0.48
1:A:362:LYS:O	1:A:363:ARG:C	2.52	0.48
1:A:403:GLY:O	1:A:406:LEU:HB2	2.13	0.48
1:A:415:LYS:HE3	1:A:415:LYS:CA	2.43	0.48
2:B:517:PRO:O	2:B:518:ASP:C	2.52	0.48
2:L:470:LEU:C	2:L:472:GLY:N	2.64	0.48
2:L:492:PHE:CD1	2:L:503:VAL:HG21	2.48	0.48
1:G:449:VAL:O	1:G:449:VAL:HG12	2.12	0.48
1:G:470:GLN:NE2	1:G:517:MET:O	2.46	0.48
2:H:480:VAL:CG1	2:H:481:GLN:N	2.76	0.48
2:H:485:LEU:O	2:H:486:THR:C	2.50	0.48
2:H:535:VAL:O	2:H:538:LYS:HB3	2.13	0.48
2:J:426:GLU:O	2:J:429:ILE:CD1	2.60	0.48

Continued on next page...

Continued from previous page...

Atom-1	Atom-2	Interatomic distance (Å)	Clash overlap (Å)
2:J:492:PHE:CD1	2:J:503:VAL:HG21	2.48	0.48
1:C:429:ALA:O	1:C:430:GLY:C	2.50	0.48
1:C:585:PRO:O	1:C:586:VAL:CG2	2.62	0.48
2:D:480:VAL:CG1	2:D:481:GLN:N	2.76	0.48
2:D:536:ALA:O	2:D:540:VAL:HG23	2.12	0.48
2:B:118:ILE:HG23	2:B:119:THR:N	2.28	0.48
2:B:236:GLU:O	2:B:240:ILE:HG13	2.13	0.48
2:B:563:LEU:O	2:B:564:ILE:C	2.50	0.48
3:R:10:ASP:O	3:R:12:LYS:N	2.46	0.48
1:C:162:VAL:O	1:C:165:ILE:N	2.46	0.48
2:D:99:ASN:O	2:D:102:ILE:N	2.46	0.48
1:A:161:ALA:O	1:A:164:VAL:HB	2.13	0.48
2:F:148:LEU:HA	2:F:151:ILE:CG1	2.42	0.48
2:F:236:GLU:O	2:F:240:ILE:HG13	2.14	0.48
2:F:252:ASN:O	2:F:254:ALA:N	2.46	0.48
2:F:72:TYR:O	2:F:73:LEU:C	2.51	0.48
3:R:106:ASN:CG	3:R:109:ILE:HD11	2.33	0.48
3:P:25:VAL:O	3:P:26:ASP:C	2.50	0.48
2:L:61:ASP:O	2:L:62:ASN:C	2.52	0.48
3:M:279:ILE:CG2	3:M:280:GLU:N	2.75	0.48
2:D:333:TYR:CD1	2:D:334:VAL:N	2.81	0.48
1:K:249:ILE:O	1:K:250:LEU:C	2.51	0.48
1:E:172:MET:HG2	1:E:201:MET:CE	2.43	0.48
1:E:249:ILE:O	1:E:250:LEU:C	2.51	0.48
1:I:271:LEU:O	1:I:272:ALA:C	2.52	0.48
2:H:16:PHE:HZ	3:R:416:GLY:CA	2.26	0.48
3:N:267:TYR:N	3:N:267:TYR:CD1	2.81	0.48
3:P:177:GLU:OE1	3:P:388:SER:HB3	2.13	0.48
3:N:83:PHE:CE1	3:N:87:VAL:HG22	2.49	0.48
3:N:22:ARG:CG	3:N:23:GLY:N	2.76	0.48
1:C:146:LEU:C	1:C:146:LEU:HD23	2.33	0.48
1:C:513:LEU:HD12	1:C:513:LEU:H	1.77	0.48
2:B:429:ILE:O	2:B:432:LEU:HB3	2.12	0.48
2:B:463:ASP:O	2:B:464:GLU:C	2.51	0.48
2:F:536:ALA:O	2:F:540:VAL:HG23	2.12	0.48
2:L:535:VAL:O	2:L:538:LYS:HB3	2.13	0.48
1:I:430:GLY:C	1:I:432:TYR:N	2.64	0.48
1:I:445:ILE:HD13	1:I:455:THR:HG21	1.94	0.48
2:J:480:VAL:CG1	2:J:481:GLN:N	2.76	0.48
2:J:486:THR:HG22	2:J:487:ALA:H	1.76	0.48
2:J:536:ALA:O	2:J:540:VAL:HG23	2.12	0.48

Continued on next page...

Continued from previous page...

Atom-1	Atom-2	Interatomic distance (Å)	Clash overlap (Å)
2:L:99:ASN:O	2:L:102:ILE:N	2.46	0.48
2:L:130:LEU:C	2:L:132:ASP:N	2.67	0.48
2:L:565:CYS:HB2	2:L:566:TYR:CD1	2.48	0.48
2:B:104:ALA:O	2:B:107:VAL:N	2.43	0.48
3:P:76:CYS:O	3:P:77:VAL:C	2.50	0.48
1:C:5:ILE:HB	1:C:52:LYS:NZ	2.27	0.48
1:C:67:GLN:HG3	1:C:93:LEU:HD23	1.94	0.48
2:D:176:VAL:O	2:D:177:VAL:C	2.51	0.48
2:D:178:ALA:O	2:D:179:ASN:C	2.50	0.48
2:D:188:ALA:HA	2:D:195:ASN:CG	2.31	0.48
2:D:257:LEU:CD1	2:D:567:ILE:HG22	2.39	0.48
2:D:70:TYR:O	2:D:71:LEU:C	2.50	0.48
1:G:161:ALA:O	1:G:164:VAL:HB	2.13	0.48
1:I:161:ALA:O	1:I:164:VAL:HB	2.13	0.48
4:X:29:LYS:O	4:X:32:VAL:HB	2.12	0.48
4:X:90:LEU:HD22	4:X:90:LEU:H	1.79	0.48
2:F:115:VAL:O	2:F:118:ILE:CG2	2.51	0.48
2:F:118:ILE:HG23	2:F:119:THR:N	2.28	0.48
2:F:148:LEU:HA	2:F:151:ILE:HD11	1.92	0.48
2:F:220:ILE:O	2:F:223:LEU:N	2.47	0.48
1:E:5:ILE:O	1:E:52:LYS:NZ	2.46	0.48
3:M:106:ASN:CG	3:M:109:ILE:HD11	2.33	0.48
2:F:351:ILE:CD1	2:F:384:VAL:HG11	2.42	0.48
2:F:333:TYR:CD1	2:F:334:VAL:N	2.81	0.48
2:F:388:ALA:O	2:F:389:GLU:C	2.50	0.48
2:F:390:ARG:CG	2:F:390:ARG:HH11	2.27	0.48
3:P:7:TYR:CE2	3:P:30:VAL:HB	2.48	0.48
3:P:7:TYR:N	3:P:7:TYR:CD1	2.82	0.48
3:O:314:ILE:HG12	3:O:376:ILE:HD12	1.95	0.48
2:J:334:VAL:O	2:J:335:LYS:C	2.50	0.48
1:A:247:VAL:O	1:A:248:ARG:C	2.51	0.48
4:T:71:ILE:CG2	4:T:75:ASP:HB3	2.43	0.48
1:K:271:LEU:HD12	1:K:296:ILE:HG12	1.95	0.48
1:G:247:VAL:O	1:G:248:ARG:C	2.51	0.48
1:I:155:LYS:HB2	1:I:193:THR:HG21	1.95	0.48
1:I:302:GLU:HG3	1:I:305:LEU:H	1.78	0.48
3:P:242:VAL:HG12	3:P:243:ARG:N	2.27	0.48
1:I:113:HIS:CD2	1:I:118:VAL:HG21	2.47	0.48
1:E:115:THR:HB	1:E:118:VAL:CG2	2.42	0.48
1:C:113:HIS:CD2	1:C:118:VAL:HG21	2.47	0.48
1:K:466:ASP:O	1:K:467:TYR:CD1	2.53	0.48

Continued on next page...

Continued from previous page...

Atom-1	Atom-2	Interatomic distance (Å)	Clash overlap (Å)
2:F:204:ILE:HA	2:F:207:LEU:CD1	2.44	0.48
2:J:208:LEU:HD11	2:J:243:ARG:CD	2.41	0.48
3:V:36:ILE:HG22	3:V:50:LEU:HD23	1.96	0.48
1:A:540:THR:C	1:A:542:ASN:N	2.65	0.48
4:W:4:PHE:CD1	4:W:4:PHE:C	2.86	0.48
3:O:96:LYS:HG2	3:O:143:GLU:HA	1.95	0.48
2:J:83:MET:O	2:J:84:ALA:C	2.52	0.48
1:A:445:ILE:HD13	1:A:455:THR:HG21	1.94	0.48
1:E:422:ILE:HG22	1:E:441:LEU:HD12	1.95	0.48
2:F:492:PHE:CD1	2:F:503:VAL:HG21	2.48	0.48
1:I:449:VAL:HG12	1:I:449:VAL:O	2.13	0.48
2:J:406:VAL:O	2:J:407:VAL:C	2.50	0.48
2:J:510:ALA:CB	2:J:519:LEU:HD11	2.34	0.48
1:C:529:ALA:O	1:C:530:ILE:C	2.50	0.48
2:L:230:MET:HB2	2:L:266:PHE:CE2	2.49	0.48
2:H:230:MET:HB2	2:H:266:PHE:CE2	2.49	0.48
2:H:236:GLU:O	2:H:240:ILE:HG13	2.13	0.48
2:H:257:LEU:CD1	2:H:567:ILE:HG22	2.39	0.48
2:H:50:LEU:O	2:H:51:PHE:C	2.51	0.48
4:T:87:TYR:O	4:T:88:VAL:C	2.51	0.48
2:D:230:MET:HB2	2:D:266:PHE:CE2	2.49	0.48
1:A:53:LEU:O	1:A:56:MET:N	2.47	0.48
4:S:76:ASN:HD21	4:S:78:LEU:HB2	1.78	0.48
1:G:138:LEU:O	1:G:141:GLU:HB2	2.13	0.48
4:Q:29:LYS:O	4:Q:32:VAL:HB	2.13	0.48
4:Q:50:LEU:HD23	4:Q:50:LEU:C	2.34	0.48
4:Q:76:ASN:HD21	4:Q:78:LEU:HB2	1.78	0.48
4:Q:83:LEU:HD12	4:Q:83:LEU:O	2.13	0.48
3:R:355:LEU:HD12	3:R:356:MET:H	1.78	0.48
1:I:157:ALA:O	1:I:160:CYS:N	2.47	0.48
1:I:162:VAL:O	1:I:165:ILE:N	2.46	0.48
4:X:61:ARG:NH1	4:X:63:ALA:O	2.46	0.48
2:F:130:LEU:HD23	2:F:130:LEU:HA	1.44	0.48
2:F:178:ALA:O	2:F:179:ASN:C	2.50	0.48
2:F:41:MET:HG2	2:F:42:THR:N	2.27	0.48
2:F:99:ASN:O	2:F:102:ILE:N	2.46	0.48
4:U:7:LEU:O	4:U:15:ARG:N	2.40	0.48
3:N:7:TYR:CD1	3:N:7:TYR:N	2.82	0.48
2:D:326:VAL:HG21	2:D:369:PHE:CZ	2.47	0.48
1:A:155:LYS:HB2	1:A:193:THR:HG21	1.95	0.48
1:K:271:LEU:O	1:K:272:ALA:C	2.52	0.48

Continued on next page...

Continued from previous page...

Atom-1	Atom-2	Interatomic distance (Å)	Clash overlap (Å)
1:G:249:ILE:O	1:G:250:LEU:C	2.51	0.48
1:E:302:GLU:HG3	1:E:305:LEU:H	1.78	0.48
3:M:416:GLY:C	3:M:418:TYR:N	2.65	0.48
1:G:115:THR:HB	1:G:118:VAL:CG2	2.42	0.48
3:M:269:LEU:CD2	3:M:269:LEU:N	2.70	0.48
4:S:25:ASP:O	4:S:28:ARG:HB2	2.11	0.48
3:O:83:PHE:CE1	3:O:87:VAL:HG22	2.49	0.48
3:M:83:PHE:CE1	3:M:87:VAL:HG22	2.49	0.48
1:G:396:PHE:H	1:G:396:PHE:HD1	1.61	0.48
1:A:396:PHE:H	1:A:396:PHE:HD1	1.62	0.48
1:G:146:LEU:HD23	1:G:146:LEU:C	2.33	0.48
1:E:146:LEU:C	1:E:146:LEU:HD23	2.33	0.48
2:B:83:MET:O	2:B:84:ALA:C	2.52	0.48
1:C:279:GLU:N	1:C:279:GLU:OE1	2.45	0.48
1:A:529:ALA:O	1:A:530:ILE:C	2.50	0.48
1:E:232:SER:HA	1:E:233:PRO:HD3	1.71	0.48
2:F:463:ASP:N	2:F:463:ASP:OD1	2.45	0.48
1:K:558:GLU:O	1:K:559:LEU:C	2.49	0.48
1:K:585:PRO:O	1:K:586:VAL:CG2	2.62	0.48
1:G:403:GLY:O	1:G:406:LEU:HB2	2.13	0.48
1:G:419:ILE:HG12	1:G:444:LEU:HD23	1.95	0.48
1:G:422:ILE:HG22	1:G:441:LEU:HD12	1.95	0.48
1:G:470:GLN:HB2	1:G:471:PRO:CD	2.34	0.48
2:H:426:GLU:O	2:H:429:ILE:CD1	2.60	0.48
1:I:419:ILE:HG12	1:I:444:LEU:HD23	1.95	0.48
1:I:473:VAL:O	1:I:474:GLN:C	2.52	0.48
1:I:585:PRO:O	1:I:586:VAL:CG2	2.62	0.48
1:C:366:MET:O	1:C:369:SER:OG	2.24	0.48
1:C:403:GLY:O	1:C:406:LEU:HB2	2.13	0.48
1:C:473:VAL:O	1:C:474:GLN:C	2.52	0.48
2:D:447:ALA:O	2:D:448:MET:C	2.50	0.48
2:J:177:VAL:O	2:J:180:ARG:HB2	2.13	0.48
2:J:220:ILE:O	2:J:223:LEU:N	2.47	0.48
2:J:70:TYR:O	2:J:71:LEU:C	2.50	0.48
3:R:133:GLU:HG3	3:R:134:PHE:N	2.28	0.48
2:L:95:CYS:O	2:L:103:ARG:HD2	2.13	0.48
2:L:220:ILE:O	2:L:223:LEU:N	2.47	0.48
3:V:76:CYS:HB2	3:V:79:LEU:CD1	2.43	0.48
2:B:252:ASN:O	2:B:254:ALA:N	2.46	0.48
4:T:112:PHE:O	4:T:113:ILE:C	2.52	0.48
4:T:76:ASN:HD21	4:T:78:LEU:HB2	1.78	0.48

Continued on next page...

Continued from previous page...

Atom-1	Atom-2	Interatomic distance (Å)	Clash overlap (Å)
2:D:177:VAL:O	2:D:180:ARG:HB2	2.13	0.48
2:D:216:GLU:HB2	2:D:217:TRP:HE3	1.67	0.48
2:D:257:LEU:O	2:D:260:VAL:N	2.46	0.48
3:N:118:MET:CB	3:N:123:PRO:HA	2.41	0.48
1:A:134:MET:O	1:A:137:ASP:HB2	2.13	0.48
1:A:138:LEU:O	1:A:141:GLU:HB2	2.13	0.48
1:A:83:ARG:O	1:A:84:ILE:C	2.51	0.48
1:G:79:PHE:O	1:G:82:LYS:HB2	2.13	0.48
4:Q:61:ARG:NH1	4:Q:63:ALA:O	2.46	0.48
1:I:138:LEU:O	1:I:141:GLU:HB2	2.13	0.48
4:X:112:PHE:O	4:X:113:ILE:C	2.52	0.48
3:O:76:CYS:HB2	3:O:79:LEU:CD1	2.43	0.48
1:K:138:LEU:O	1:K:141:GLU:HB2	2.13	0.48
1:K:159:LEU:HB2	4:W:119:MET:HE1	1.96	0.48
4:W:86:ARG:O	4:W:87:TYR:C	2.52	0.48
4:W:8:PHE:CD1	4:W:36:MET:SD	3.04	0.48
4:U:87:TYR:O	4:U:88:VAL:C	2.51	0.48
3:O:7:TYR:CE2	3:O:30:VAL:HB	2.48	0.48
3:V:107:PHE:O	3:V:108:VAL:C	2.52	0.48
2:L:394:THR:HA	2:L:397:ASP:HB2	1.95	0.48
3:N:106:ASN:CG	3:N:109:ILE:HD11	2.33	0.48
2:L:62:ASN:O	2:L:63:LEU:C	2.50	0.48
3:N:314:ILE:HG12	3:N:376:ILE:HD12	1.95	0.48
1:A:153:LEU:O	1:A:154:ARG:C	2.49	0.48
1:A:201:MET:O	1:A:203:GLU:N	2.42	0.48
1:C:35:ARG:CD	1:C:65:PHE:HE2	2.21	0.48
3:N:265:MET:HG2	3:N:266:SER:N	2.27	0.48
4:U:33:ARG:O	4:U:34:GLU:C	2.51	0.48
3:O:177:GLU:OE1	3:O:388:SER:HB3	2.13	0.48
1:I:493:GLU:O	1:I:494:GLU:HB2	2.13	0.48
1:A:222:ILE:O	1:A:225:ASN:HB3	2.13	0.48
1:A:331:SER:O	1:A:332:LEU:C	2.52	0.48
1:A:372:LEU:CD1	1:A:372:LEU:N	2.69	0.48
1:E:415:LYS:CA	1:E:415:LYS:HE3	2.43	0.48
1:E:422:ILE:O	1:E:423:MET:C	2.50	0.48
2:F:480:VAL:CG1	2:F:481:GLN:N	2.76	0.48
2:H:486:THR:O	2:H:489:VAL:HB	2.13	0.48
2:J:463:ASP:N	2:J:463:ASP:OD1	2.45	0.48
1:C:362:LYS:O	1:C:363:ARG:C	2.52	0.48
1:C:449:VAL:O	1:C:449:VAL:HG12	2.13	0.48
1:C:472:LEU:O	1:C:473:VAL:C	2.51	0.48

Continued on next page...

Continued from previous page...

Atom-1	Atom-2	Interatomic distance (Å)	Clash overlap (Å)
2:D:492:PHE:CD1	2:D:503:VAL:HG21	2.48	0.48
2:J:262:VAL:HB	2:J:266:PHE:HE1	1.77	0.48
1:I:489:SER:N	1:I:500:VAL:CG1	2.74	0.48
2:B:177:VAL:O	2:B:180:ARG:HB2	2.13	0.48
2:B:565:CYS:HB2	2:B:566:TYR:CD1	2.48	0.48
2:H:220:ILE:O	2:H:223:LEU:N	2.47	0.48
4:T:88:VAL:HG23	4:T:89:GLU:H	1.78	0.48
2:D:255:VAL:O	2:D:256:VAL:C	2.52	0.48
1:A:162:VAL:O	1:A:165:ILE:N	2.46	0.48
1:A:61:TYR:HB3	1:A:62:PRO:HD2	1.94	0.48
4:S:40:LEU:HD12	4:S:40:LEU:C	2.34	0.48
4:S:85:HIS:C	4:S:88:VAL:HG22	2.34	0.48
1:I:5:ILE:O	1:I:52:LYS:NZ	2.46	0.48
4:X:83:LEU:HD12	4:X:83:LEU:O	2.13	0.48
2:F:255:VAL:O	2:F:256:VAL:C	2.52	0.48
1:K:134:MET:O	1:K:137:ASP:HB2	2.12	0.48
1:K:53:LEU:O	1:K:56:MET:N	2.47	0.48
3:P:327:THR:OG1	3:P:356:MET:HG2	2.14	0.48
4:W:50:LEU:HD23	4:W:50:LEU:C	2.34	0.48
3:V:10:ASP:O	3:V:12:LYS:N	2.46	0.48
3:O:106:ASN:CG	3:O:109:ILE:HD11	2.33	0.48
3:V:106:ASN:CG	3:V:109:ILE:HD11	2.33	0.48
3:V:60:ILE:CG1	3:V:67:LEU:HB3	2.44	0.48
3:V:7:TYR:CE2	3:V:30:VAL:HB	2.48	0.48
3:V:7:TYR:CD1	3:V:7:TYR:N	2.82	0.48
3:R:25:VAL:O	3:R:26:ASP:C	2.50	0.48
3:M:107:PHE:O	3:M:108:VAL:C	2.52	0.48
3:N:104:ARG:CA	3:N:107:PHE:HE1	2.25	0.48
3:P:60:ILE:CG1	3:P:67:LEU:HB3	2.44	0.48
2:J:390:ARG:CG	2:J:390:ARG:HH11	2.27	0.48
3:N:376:ILE:CG2	3:N:420:LEU:HB2	2.41	0.48
1:A:196:VAL:CG1	1:A:248:ARG:HD2	2.44	0.48
4:T:71:ILE:HG21	4:T:75:ASP:CB	2.44	0.48
1:G:196:VAL:CG1	1:G:248:ARG:HD2	2.44	0.48
3:M:380:PHE:C	3:M:380:PHE:CD1	2.87	0.48
1:I:172:MET:HG2	1:I:201:MET:CE	2.43	0.48
2:H:14:GLU:O	2:H:17:GLU:HB3	2.14	0.48
1:C:117:PHE:H	1:C:117:PHE:HD1	1.61	0.48
2:D:14:GLU:O	2:D:17:GLU:HB3	2.14	0.48
1:I:316:PHE:O	1:I:317:LEU:C	2.51	0.48
3:N:177:GLU:OE1	3:N:388:SER:HB3	2.13	0.48

Continued on next page...

Continued from previous page...

Atom-1	Atom-2	Interatomic distance (Å)	Clash overlap (Å)
4:U:29:LYS:O	4:U:32:VAL:HB	2.12	0.48
3:N:84:LEU:O	3:N:87:VAL:HB	2.13	0.48
3:R:83:PHE:CE1	3:R:87:VAL:HG22	2.49	0.48
1:E:394:PRO:O	1:E:395:GLU:C	2.50	0.48
1:A:397:LYS:O	1:A:398:ALA:C	2.49	0.48
1:I:146:LEU:HD23	1:I:146:LEU:C	2.33	0.48
3:O:22:ARG:CG	3:O:23:GLY:N	2.76	0.48
3:R:61:LYS:HD2	3:R:66:TYR:HE2	1.78	0.48
1:I:222:ILE:O	1:I:225:ASN:HB3	2.13	0.48
1:K:493:GLU:O	1:K:494:GLU:HB2	2.13	0.48
2:F:83:MET:O	2:F:84:ALA:C	2.52	0.48
2:B:491:LEU:HD12	2:B:492:PHE:H	1.71	0.48
1:E:419:ILE:HG12	1:E:444:LEU:HD23	1.95	0.48
1:E:430:GLY:C	1:E:432:TYR:N	2.64	0.48
1:E:478:TRP:HH2	1:E:532:LYS:NZ	2.12	0.48
2:F:485:LEU:O	2:F:486:THR:C	2.50	0.48
1:K:472:LEU:O	1:K:473:VAL:C	2.51	0.48
2:L:405:TYR:O	2:L:408:GLN:HG3	2.13	0.48
2:L:463:ASP:O	2:L:464:GLU:C	2.51	0.48
1:G:585:PRO:O	1:G:586:VAL:CG2	2.62	0.48
2:J:95:CYS:O	2:J:103:ARG:HD2	2.13	0.48
2:L:105:LEU:HD23	2:L:108:ARG:HD3	1.96	0.48
2:L:72:TYR:O	2:L:73:LEU:C	2.52	0.48
2:B:148:LEU:HA	2:B:151:ILE:HD11	1.92	0.48
2:B:566:TYR:H	2:B:566:TYR:HD1	1.58	0.48
2:H:177:VAL:O	2:H:180:ARG:HB2	2.13	0.48
3:P:126:THR:CG2	3:P:131:LEU:HD13	2.41	0.48
1:C:53:LEU:O	1:C:56:MET:N	2.47	0.48
1:C:55:TYR:C	1:C:55:TYR:CD1	2.87	0.48
4:T:61:ARG:NH1	4:T:63:ALA:O	2.46	0.48
2:D:146:ALA:O	2:D:149:HIS:HB3	2.14	0.48
2:D:565:CYS:HB2	2:D:566:TYR:CD1	2.48	0.48
1:A:138:LEU:O	1:A:139:ALA:C	2.52	0.48
3:N:355:LEU:HD12	3:N:356:MET:H	1.78	0.48
3:P:10:ASP:O	3:P:12:LYS:N	2.46	0.48
4:Q:90:LEU:HD22	4:Q:90:LEU:H	1.79	0.48
2:F:130:LEU:C	2:F:132:ASP:N	2.67	0.48
2:F:230:MET:HB2	2:F:266:PHE:CE2	2.49	0.48
2:F:565:CYS:HB2	2:F:566:TYR:CD1	2.48	0.48
3:O:133:GLU:HG3	3:O:134:PHE:N	2.28	0.48
1:K:66:GLY:O	1:K:67:GLN:C	2.48	0.48

Continued on next page...

Continued from previous page...

Atom-1	Atom-2	Interatomic distance (Å)	Clash overlap (Å)
4:U:61:ARG:NH1	4:U:63:ALA:O	2.46	0.48
1:E:71:LEU:HD23	1:E:71:LEU:C	2.33	0.48
1:E:83:ARG:HA	1:E:121:LEU:CD1	2.41	0.48
2:L:390:ARG:HH11	2:L:390:ARG:CG	2.26	0.48
3:N:7:TYR:CE2	3:N:30:VAL:HB	2.48	0.48
2:B:390:ARG:CG	2:B:390:ARG:HH11	2.27	0.48
1:A:178:ALA:O	1:A:182:LEU:HG	2.14	0.48
1:K:246:GLN:O	1:K:249:ILE:HB	2.14	0.48
1:K:301:SER:HB2	1:K:305:LEU:HD23	1.96	0.48
2:F:14:GLU:O	2:F:17:GLU:HB3	2.14	0.48
3:N:416:GLY:C	3:N:418:TYR:N	2.65	0.48
3:P:380:PHE:CD1	3:P:380:PHE:N	2.76	0.48
3:R:36:ILE:HG22	3:R:50:LEU:HD23	1.96	0.48
3:V:84:LEU:O	3:V:87:VAL:HB	2.13	0.48
3:O:399:GLU:HG3	3:O:401:SER:N	2.29	0.48
1:A:491:GLN:HG2	1:G:276:THR:HG22	1.95	0.48
1:E:396:PHE:H	1:E:396:PHE:HD1	1.62	0.48
4:X:117:PHE:C	4:X:117:PHE:CD1	2.86	0.48
1:I:396:PHE:H	1:I:396:PHE:HD1	1.62	0.48
1:A:378:ILE:HD11	1:A:411:TYR:CB	2.42	0.48
3:V:58:MET:HB2	3:V:69:ALA:HB3	1.96	0.48
3:M:36:ILE:HG22	3:M:50:LEU:HD23	1.96	0.48
3:N:58:MET:HB2	3:N:69:ALA:HB3	1.96	0.48
3:V:408:TRP:N	3:V:408:TRP:HD1	2.12	0.48
1:A:451:MET:SD	1:A:451:MET:N	2.85	0.48
1:E:403:GLY:O	1:E:406:LEU:HB2	2.13	0.48
1:K:362:LYS:O	1:K:363:ARG:C	2.52	0.48
1:K:415:LYS:CA	1:K:415:LYS:HE3	2.43	0.48
1:K:532:LYS:CA	1:K:581:LEU:HD13	2.35	0.48
2:L:486:THR:HG22	2:L:487:ALA:H	1.76	0.48
2:H:490:LYS:NZ	2:H:545:LYS:HZ2	2.11	0.48
1:C:415:LYS:CA	1:C:415:LYS:HE3	2.43	0.48
2:D:405:TYR:O	2:D:408:GLN:HG3	2.13	0.48
2:D:505:GLN:O	2:D:506:VAL:C	2.50	0.48
2:J:191:HIS:CG	2:J:191:HIS:O	2.64	0.48
2:J:230:MET:HB2	2:J:266:PHE:CE2	2.49	0.48
2:J:236:GLU:O	2:J:240:ILE:HG13	2.13	0.48
3:R:76:CYS:HB2	3:R:79:LEU:CD1	2.43	0.48
2:B:105:LEU:HD23	2:B:108:ARG:HD3	1.96	0.48
2:B:255:VAL:O	2:B:256:VAL:C	2.52	0.48
2:B:307:ASN:ND2	2:B:344:ARG:NH1	2.62	0.48

Continued on next page...

Continued from previous page...

Atom-1	Atom-2	Interatomic distance (Å)	Clash overlap (Å)
2:H:62:ASN:O	2:H:63:LEU:C	2.50	0.48
1:C:134:MET:O	1:C:137:ASP:HB2	2.13	0.48
2:D:105:LEU:HD23	2:D:108:ARG:HD3	1.96	0.48
2:D:130:LEU:C	2:D:132:ASP:N	2.67	0.48
2:D:72:TYR:O	2:D:73:LEU:C	2.51	0.48
3:N:126:THR:CG2	3:N:131:LEU:HD13	2.40	0.48
4:Q:52:TRP:O	4:Q:55:LEU:N	2.47	0.48
4:Q:88:VAL:HG23	4:Q:89:GLU:H	1.78	0.48
2:F:191:HIS:CG	2:F:191:HIS:O	2.64	0.48
4:W:52:TRP:O	4:W:55:LEU:N	2.47	0.48
4:W:76:ASN:HD21	4:W:78:LEU:HB2	1.78	0.48
4:U:40:LEU:C	4:U:40:LEU:HD12	2.34	0.48
4:U:85:HIS:C	4:U:88:VAL:HG22	2.34	0.48
2:H:390:ARG:HH11	2:H:390:ARG:CG	2.27	0.48
3:N:60:ILE:CG1	3:N:67:LEU:HB3	2.44	0.48
1:G:498:ILE:CG2	1:G:499:GLN:N	2.65	0.48
3:P:279:ILE:CG2	3:P:280:GLU:N	2.75	0.48
1:C:255:ILE:HG23	1:C:256:LEU:N	2.29	0.48
1:C:271:LEU:HD12	1:C:296:ILE:HG12	1.95	0.48
1:G:195:VAL:O	1:G:198:LEU:N	2.47	0.48
3:N:178:ALA:CA	3:N:415:ASN:HB2	2.43	0.48
3:V:178:ALA:CA	3:V:415:ASN:HB2	2.42	0.48
3:V:198:ILE:HD12	3:V:265:MET:HB3	1.96	0.48
3:P:215:ASN:HB2	3:P:391:GLN:O	2.14	0.48
3:N:184:SER:O	3:N:185:ALA:C	2.51	0.48
1:I:378:ILE:HD11	1:I:411:TYR:CB	2.42	0.48
2:B:283:LYS:O	2:B:287:PRO:CD	2.62	0.48
3:O:58:MET:HB2	3:O:69:ALA:HB3	1.96	0.48
3:R:96:LYS:HG2	3:R:143:GLU:HA	1.95	0.48
4:X:4:PHE:C	4:X:4:PHE:CD1	2.86	0.48
1:C:331:SER:O	1:C:332:LEU:C	2.52	0.48
2:L:83:MET:O	2:L:84:ALA:C	2.52	0.48
1:E:331:SER:O	1:E:332:LEU:C	2.52	0.48
1:E:401:ALA:O	1:E:402:SER:C	2.52	0.48
2:F:463:ASP:O	2:F:464:GLU:C	2.51	0.48
2:F:517:PRO:O	2:F:518:ASP:C	2.52	0.48
1:K:445:ILE:HD13	1:K:455:THR:HG21	1.94	0.48
2:L:485:LEU:O	2:L:486:THR:C	2.50	0.48
2:L:488:ILE:O	2:L:489:VAL:C	2.50	0.48
2:L:517:PRO:O	2:L:518:ASP:C	2.52	0.48
1:G:430:GLY:O	1:G:433:VAL:N	2.46	0.48

Continued on next page...

Continued from previous page...

Atom-1	Atom-2	Interatomic distance (Å)	Clash overlap (Å)
1:G:472:LEU:O	1:G:473:VAL:C	2.51	0.48
1:I:459:LEU:O	1:I:463:ILE:HG13	2.13	0.48
2:J:516:ASN:O	2:J:519:LEU:HB3	2.14	0.48
1:C:430:GLY:O	1:C:433:VAL:N	2.46	0.48
1:C:561:GLN:HE21	1:C:565:GLU:HG3	1.79	0.48
2:J:105:LEU:HD23	2:J:108:ARG:HD3	1.96	0.48
2:L:146:ALA:O	2:L:149:HIS:HB3	2.14	0.48
2:L:257:LEU:O	2:L:260:VAL:N	2.46	0.48
2:L:258:SER:HA	2:L:261:LYS:HE3	1.95	0.48
2:L:67:LYS:O	2:L:70:TYR:N	2.47	0.48
3:M:10:ASP:O	3:M:12:LYS:N	2.46	0.48
2:B:50:LEU:O	2:B:51:PHE:C	2.51	0.48
2:B:60:THR:CG2	2:B:61:ASP:N	2.70	0.48
2:H:105:LEU:HD23	2:H:108:ARG:HD3	1.96	0.48
2:H:118:ILE:HG23	2:H:119:THR:N	2.28	0.48
2:H:146:ALA:O	2:H:149:HIS:HB3	2.14	0.48
2:H:191:HIS:CG	2:H:191:HIS:O	2.64	0.48
4:T:84:ILE:O	4:T:86:ARG:N	2.47	0.48
2:D:257:LEU:O	2:D:258:SER:C	2.51	0.48
2:D:258:SER:HA	2:D:261:LYS:HE3	1.95	0.48
1:G:134:MET:O	1:G:137:ASP:HB2	2.13	0.48
1:G:53:LEU:O	1:G:56:MET:N	2.47	0.48
3:R:327:THR:OG1	3:R:356:MET:HG2	2.14	0.48
4:X:31:MET:CE	4:X:52:TRP:HH2	2.27	0.48
2:F:146:ALA:O	2:F:149:HIS:HB3	2.14	0.48
2:F:177:VAL:O	2:F:178:ALA:C	2.50	0.48
2:F:262:VAL:HB	2:F:266:PHE:HE1	1.77	0.48
2:F:67:LYS:O	2:F:70:TYR:N	2.47	0.48
4:W:83:LEU:HD12	4:W:83:LEU:O	2.13	0.48
4:W:85:HIS:C	4:W:88:VAL:HG22	2.34	0.48
1:E:53:LEU:O	1:E:56:MET:N	2.47	0.48
1:E:67:GLN:O	1:E:70:CYS:CB	2.56	0.48
4:U:90:LEU:HD22	4:U:90:LEU:H	1.79	0.48
3:O:107:PHE:O	3:O:108:VAL:C	2.52	0.48
3:O:25:VAL:O	3:O:26:ASP:C	2.50	0.48
3:R:7:TYR:CD1	3:R:7:TYR:N	2.82	0.48
2:H:334:VAL:O	2:H:335:LYS:C	2.50	0.48
2:B:333:TYR:CD1	2:B:334:VAL:N	2.81	0.48
2:F:378:GLY:O	2:F:379:ARG:C	2.49	0.48
3:O:355:LEU:HD12	3:O:356:MET:H	1.78	0.48
3:P:314:ILE:HG12	3:P:376:ILE:HD12	1.95	0.48

Continued on next page...

Continued from previous page...

Atom-1	Atom-2	Interatomic distance (Å)	Clash overlap (Å)
1:A:249:ILE:O	1:A:250:LEU:C	2.51	0.48
1:G:178:ALA:O	1:G:182:LEU:HG	2.14	0.48
4:Q:71:ILE:HG21	4:Q:75:ASP:CB	2.44	0.48
1:E:195:VAL:O	1:E:198:LEU:N	2.47	0.48
1:E:196:VAL:CG1	1:E:248:ARG:HD2	2.44	0.48
1:I:254:ARG:CA	1:I:295:THR:HG23	2.44	0.48
1:K:115:THR:HB	1:K:118:VAL:CG2	2.42	0.48
2:J:14:GLU:O	2:J:17:GLU:HB3	2.14	0.48
4:S:50:LEU:HD23	4:S:50:LEU:C	2.34	0.48
4:S:31:MET:CE	4:S:52:TRP:HH2	2.27	0.48
3:V:184:SER:O	3:V:185:ALA:C	2.51	0.48
3:P:83:PHE:CE1	3:P:87:VAL:HG22	2.49	0.48
2:F:283:LYS:O	2:F:287:PRO:CD	2.62	0.48
2:L:9:THR:HG22	2:L:11:LYS:N	2.29	0.48
3:P:96:LYS:HG2	3:P:143:GLU:HA	1.95	0.48
1:G:493:GLU:O	1:G:494:GLU:HB2	2.13	0.48
1:A:422:ILE:HG22	1:A:441:LEU:HD12	1.95	0.48
1:A:585:PRO:O	1:A:586:VAL:CG2	2.62	0.48
1:E:529:ALA:O	1:E:530:ILE:C	2.50	0.48
1:K:459:LEU:O	1:K:463:ILE:HG13	2.13	0.48
2:L:406:VAL:O	2:L:407:VAL:C	2.50	0.48
2:L:486:THR:O	2:L:489:VAL:HB	2.13	0.48
2:H:517:PRO:O	2:H:518:ASP:C	2.52	0.48
1:I:529:ALA:O	1:I:530:ILE:C	2.50	0.48
2:J:493:LEU:C	2:J:495:LYS:N	2.62	0.48
2:J:130:LEU:C	2:J:132:ASP:N	2.67	0.48
2:L:255:VAL:O	2:L:256:VAL:C	2.52	0.48
3:V:133:GLU:HG3	3:V:134:PHE:N	2.28	0.48
3:O:10:ASP:O	3:O:12:LYS:N	2.46	0.48
2:B:220:ILE:O	2:B:223:LEU:N	2.47	0.48
2:H:258:SER:HA	2:H:261:LYS:HE3	1.95	0.48
3:P:76:CYS:HB2	3:P:79:LEU:CD1	2.43	0.48
2:D:220:ILE:O	2:D:223:LEU:N	2.47	0.48
2:D:307:ASN:ND2	2:D:344:ARG:NH1	2.62	0.48
4:S:86:ARG:O	4:S:87:TYR:C	2.52	0.48
4:Q:84:ILE:O	4:Q:86:ARG:N	2.47	0.48
4:X:76:ASN:HD21	4:X:78:LEU:HB2	1.78	0.48
4:X:85:HIS:C	4:X:88:VAL:HG22	2.34	0.48
2:F:310:VAL:CG1	2:F:317:LEU:HD21	2.42	0.48
1:K:55:TYR:C	1:K:55:TYR:CD1	2.87	0.48
4:W:107:PHE:N	4:W:107:PHE:CD2	2.82	0.48

Continued on next page...

Continued from previous page...

Atom-1	Atom-2	Interatomic distance (Å)	Clash overlap (Å)
4:W:7:LEU:O	4:W:15:ARG:N	2.40	0.48
4:W:87:TYR:CZ	4:W:114:LEU:HB2	2.49	0.48
1:E:138:LEU:O	1:E:139:ALA:C	2.52	0.48
1:E:157:ALA:O	1:E:160:CYS:N	2.47	0.48
3:R:107:PHE:O	3:R:108:VAL:C	2.52	0.48
2:D:394:THR:HA	2:D:397:ASP:HB2	1.95	0.48
1:C:301:SER:HB2	1:C:305:LEU:HD23	1.96	0.48
1:E:178:ALA:O	1:E:182:LEU:HG	2.14	0.48
3:R:380:PHE:C	3:R:380:PHE:CD1	2.87	0.48
3:O:36:ILE:HG22	3:O:50:LEU:HD23	1.96	0.48
1:I:310:ILE:O	1:I:313:LEU:N	2.47	0.48
2:L:86:MET:CE	3:P:237:LYS:HD3	2.44	0.48
4:S:52:TRP:O	4:S:55:LEU:N	2.47	0.48
3:R:215:ASN:HB2	3:R:391:GLN:O	2.14	0.48
3:R:408:TRP:HD1	3:R:408:TRP:N	2.12	0.48
1:C:493:GLU:O	1:C:494:GLU:HB2	2.13	0.48
3:R:210:LEU:HD13	3:R:211:ARG:N	2.27	0.48
1:A:401:ALA:O	1:A:402:SER:C	2.52	0.47
1:E:473:VAL:O	1:E:474:GLN:C	2.52	0.47
2:L:449:ILE:O	2:L:450:TRP:C	2.52	0.47
1:G:415:LYS:HE3	1:G:415:LYS:CA	2.43	0.47
1:G:478:TRP:HH2	1:G:532:LYS:NZ	2.12	0.47
2:J:449:ILE:O	2:J:450:TRP:C	2.52	0.47
2:J:535:VAL:O	2:J:538:LYS:HB3	2.13	0.47
2:J:316:ILE:CB	2:J:317:LEU:HD13	2.44	0.47
2:J:343:ILE:C	2:J:345:LEU:N	2.59	0.47
2:L:307:ASN:ND2	2:L:344:ARG:NH1	2.62	0.47
2:B:95:CYS:O	2:B:103:ARG:HD2	2.13	0.47
2:D:50:LEU:O	2:D:51:PHE:C	2.51	0.47
1:A:47:CYS:SG	1:A:48:ARG:N	2.87	0.47
1:A:79:PHE:O	1:A:82:LYS:HB2	2.14	0.47
4:S:7:LEU:HD23	4:S:7:LEU:HA	1.55	0.47
4:S:90:LEU:HD22	4:S:90:LEU:H	1.79	0.47
1:G:134:MET:O	1:G:137:ASP:N	2.38	0.47
1:I:79:PHE:O	1:I:82:LYS:HB2	2.14	0.47
4:X:84:ILE:O	4:X:86:ARG:N	2.47	0.47
2:F:73:LEU:O	2:F:74:MET:C	2.53	0.47
1:K:162:VAL:O	1:K:165:ILE:N	2.46	0.47
4:W:30:LYS:CB	4:W:30:LYS:NZ	2.77	0.47
1:E:86:TYR:HD2	1:E:125:THR:HG1	1.62	0.47
3:R:104:ARG:CA	3:R:107:PHE:CE1	2.93	0.47

Continued on next page...

Continued from previous page...

Atom-1	Atom-2	Interatomic distance (Å)	Clash overlap (Å)
2:H:326:VAL:HG21	2:H:369:PHE:CZ	2.47	0.47
2:L:385:GLU:O	2:L:387:SER:N	2.47	0.47
3:V:314:ILE:HG12	3:V:376:ILE:HD12	1.95	0.47
2:J:394:THR:HA	2:J:397:ASP:HB2	1.95	0.47
2:D:339:LEU:O	2:D:340:ASP:C	2.53	0.47
3:R:314:ILE:HG12	3:R:376:ILE:HD12	1.95	0.47
3:R:376:ILE:CG2	3:R:420:LEU:HB2	2.42	0.47
1:C:196:VAL:CG1	1:C:248:ARG:HD2	2.44	0.47
1:G:255:ILE:HG23	1:G:256:LEU:N	2.29	0.47
1:G:254:ARG:HB2	1:G:295:THR:CG2	2.42	0.47
1:G:302:GLU:HG3	1:G:305:LEU:H	1.78	0.47
3:O:171:VAL:HG13	3:O:202:VAL:CG2	2.36	0.47
1:E:310:ILE:O	1:E:313:LEU:N	2.47	0.47
1:I:255:ILE:HG23	1:I:256:LEU:N	2.29	0.47
3:P:416:GLY:C	3:P:418:TYR:N	2.65	0.47
1:A:117:PHE:HD1	1:A:117:PHE:H	1.61	0.47
3:P:198:ILE:HD12	3:P:265:MET:HB3	1.96	0.47
3:O:386:THR:CG2	3:O:389:GLY:H	2.21	0.47
4:T:52:TRP:O	4:T:55:LEU:N	2.47	0.47
2:B:436:LEU:O	2:B:439:ASP:OD2	2.32	0.47
3:O:408:TRP:N	3:O:408:TRP:HD1	2.12	0.47
1:G:279:GLU:OE1	1:G:279:GLU:N	2.45	0.47
2:B:2:THR:HB	2:D:402:LYS:HE2	1.96	0.47
1:K:331:SER:O	1:K:332:LEU:C	2.52	0.47
1:A:478:TRP:HH2	1:A:532:LYS:NZ	2.12	0.47
2:F:426:GLU:CA	2:F:429:ILE:HD13	2.44	0.47
2:L:451:ILE:O	2:L:452:VAL:C	2.53	0.47
2:H:449:ILE:O	2:H:450:TRP:C	2.53	0.47
2:H:507:LEU:O	2:H:508:SER:C	2.53	0.47
1:I:425:VAL:HG13	1:I:426:LEU:HD22	1.96	0.47
2:D:516:ASN:O	2:D:519:LEU:HB3	2.14	0.47
2:J:146:ALA:O	2:J:149:HIS:HB3	2.14	0.47
2:J:257:LEU:O	2:J:260:VAL:N	2.46	0.47
2:J:258:SER:HA	2:J:261:LYS:HE3	1.95	0.47
2:L:236:GLU:O	2:L:240:ILE:HG13	2.13	0.47
2:B:61:ASP:O	2:B:62:ASN:C	2.52	0.47
2:B:570:LEU:CD1	3:M:74:ASN:HA	2.44	0.47
2:H:130:LEU:C	2:H:132:ASP:N	2.67	0.47
2:H:316:ILE:CB	2:H:317:LEU:HD13	2.44	0.47
2:H:61:ASP:O	2:H:62:ASN:C	2.52	0.47
1:C:160:CYS:O	1:C:161:ALA:C	2.50	0.47

Continued on next page...

Continued from previous page...

Atom-1	Atom-2	Interatomic distance (Å)	Clash overlap (Å)
4:T:40:LEU:C	4:T:40:LEU:HD12	2.34	0.47
1:G:11:ILE:CA	1:G:14:ILE:HD13	2.40	0.47
4:Q:112:PHE:O	4:Q:113:ILE:C	2.52	0.47
4:Q:30:LYS:NZ	4:Q:30:LYS:CB	2.78	0.47
4:Q:40:LEU:C	4:Q:40:LEU:HD12	2.34	0.47
4:Q:85:HIS:C	4:Q:88:VAL:HG22	2.34	0.47
1:I:55:TYR:CD1	1:I:55:TYR:C	2.87	0.47
4:X:50:LEU:HB3	4:X:57:VAL:HG23	1.96	0.47
1:E:14:ILE:H	1:E:14:ILE:CD1	2.18	0.47
1:A:468:SER:O	1:A:469:GLN:CB	2.42	0.47
2:J:385:GLU:O	2:J:387:SER:N	2.47	0.47
3:O:376:ILE:CG2	3:O:420:LEU:HB2	2.41	0.47
2:J:339:LEU:O	2:J:340:ASP:C	2.53	0.47
1:A:173:GLU:O	1:A:175:PHE:N	2.48	0.47
1:C:195:VAL:O	1:C:198:LEU:N	2.47	0.47
1:C:247:VAL:O	1:C:248:ARG:C	2.51	0.47
1:K:178:ALA:O	1:K:182:LEU:HG	2.14	0.47
1:K:254:ARG:CA	1:K:295:THR:HG23	2.44	0.47
1:G:155:LYS:HB2	1:G:193:THR:HG21	1.95	0.47
1:G:246:GLN:O	1:G:249:ILE:HB	2.14	0.47
1:E:250:LEU:O	1:E:251:ARG:C	2.53	0.47
1:E:271:LEU:HD12	1:E:296:ILE:HG12	1.95	0.47
3:R:267:TYR:N	3:R:267:TYR:CD1	2.81	0.47
3:R:253:ILE:N	3:R:253:ILE:CD1	2.78	0.47
2:L:204:ILE:HA	2:L:207:LEU:CD1	2.44	0.47
3:N:198:ILE:HD12	3:N:265:MET:HB3	1.96	0.47
3:V:384:TYR:CA	3:V:411:TYR:HB2	2.44	0.47
3:R:273:VAL:O	3:R:274:LYS:C	2.51	0.47
3:M:22:ARG:CG	3:M:23:GLY:N	2.76	0.47
1:K:396:PHE:H	1:K:396:PHE:HD1	1.62	0.47
3:V:61:LYS:HD2	3:V:66:TYR:HE2	1.78	0.47
2:B:507:LEU:O	2:B:508:SER:C	2.53	0.47
1:E:561:GLN:HE21	1:E:565:GLU:HG3	1.79	0.47
1:E:532:LYS:CA	1:E:581:LEU:HD13	2.35	0.47
1:E:585:PRO:O	1:E:586:VAL:CG2	2.62	0.47
2:F:449:ILE:O	2:F:450:TRP:C	2.53	0.47
2:F:516:ASN:O	2:F:519:LEU:HB3	2.14	0.47
1:K:529:ALA:O	1:K:530:ILE:C	2.50	0.47
1:G:451:MET:N	1:G:451:MET:SD	2.85	0.47
1:I:561:GLN:HE21	1:I:565:GLU:HG3	1.79	0.47
1:C:478:TRP:HH2	1:C:532:LYS:NZ	2.12	0.47

Continued on next page...

Continued from previous page...

Atom-1	Atom-2	Interatomic distance (Å)	Clash overlap (Å)
2:J:72:TYR:O	2:J:73:LEU:C	2.51	0.47
2:B:99:ASN:O	2:B:102:ILE:N	2.46	0.47
2:B:316:ILE:CB	2:B:317:LEU:HD13	2.44	0.47
3:M:133:GLU:HG3	3:M:134:PHE:N	2.28	0.47
2:H:173:ASN:O	2:H:177:VAL:HG23	2.15	0.47
4:T:107:PHE:CD2	4:T:107:PHE:N	2.82	0.47
2:D:104:ALA:O	2:D:107:VAL:N	2.43	0.47
2:D:110:MET:HE3	2:D:122:LEU:HB2	1.95	0.47
2:D:67:LYS:O	2:D:70:TYR:N	2.47	0.47
2:D:71:LEU:O	2:D:72:TYR:C	2.53	0.47
2:D:570:LEU:CD1	3:N:74:ASN:HA	2.44	0.47
1:I:239:GLY:C	1:I:240:ILE:HG13	2.32	0.47
1:I:47:CYS:SG	1:I:48:ARG:N	2.87	0.47
4:W:109:LYS:HA	4:W:112:PHE:CD1	2.35	0.47
3:M:327:THR:OG1	3:M:356:MET:HG2	2.14	0.47
4:U:76:ASN:HD21	4:U:78:LEU:HB2	1.78	0.47
3:O:60:ILE:CG1	3:O:67:LEU:HB3	2.44	0.47
2:B:385:GLU:O	2:B:387:SER:N	2.47	0.47
2:F:385:GLU:C	2:F:387:SER:N	2.67	0.47
1:A:195:VAL:O	1:A:198:LEU:N	2.47	0.47
1:A:246:GLN:O	1:A:249:ILE:HB	2.14	0.47
1:C:155:LYS:HB2	1:C:193:THR:HG21	1.95	0.47
1:C:169:PRO:O	1:C:172:MET:HE2	2.15	0.47
1:K:173:GLU:O	1:K:175:PHE:N	2.48	0.47
1:E:173:GLU:O	1:E:175:PHE:N	2.48	0.47
1:E:247:VAL:O	1:E:248:ARG:C	2.52	0.47
1:E:254:ARG:HB2	1:E:295:THR:CG2	2.42	0.47
4:U:71:ILE:CG2	4:U:75:ASP:HB3	2.43	0.47
1:I:246:GLN:O	1:I:249:ILE:HB	2.14	0.47
3:N:380:PHE:CD1	3:N:380:PHE:C	2.87	0.47
2:L:16:PHE:CZ	3:P:416:GLY:HA3	2.49	0.47
1:E:35:ARG:CD	1:E:65:PHE:HE2	2.21	0.47
3:N:386:THR:CG2	3:N:389:GLY:H	2.21	0.47
4:U:31:MET:O	4:U:32:VAL:O	2.32	0.47
3:N:408:TRP:HD1	3:N:408:TRP:N	2.12	0.47
1:A:310:ILE:O	1:A:313:LEU:N	2.47	0.47
1:A:472:LEU:O	1:A:473:VAL:C	2.51	0.47
2:B:533:ASP:O	2:B:534:PRO:C	2.52	0.47
1:E:414:SER:HA	1:E:415:LYS:NZ	2.29	0.47
1:E:451:MET:N	1:E:451:MET:SD	2.85	0.47
2:F:451:ILE:O	2:F:452:VAL:C	2.53	0.47

Continued on next page...

Continued from previous page...

Atom-1	Atom-2	Interatomic distance (Å)	Clash overlap (Å)
1:G:401:ALA:O	1:G:402:SER:C	2.52	0.47
1:G:414:SER:HA	1:G:415:LYS:NZ	2.30	0.47
1:G:473:VAL:O	1:G:474:GLN:C	2.52	0.47
2:D:490:LYS:NZ	2:D:545:LYS:HZ2	2.12	0.47
2:J:173:ASN:O	2:J:177:VAL:HG23	2.15	0.47
2:B:311:GLN:CG	2:B:555:ILE:HD12	2.45	0.47
3:M:126:THR:CG2	3:M:131:LEU:HD13	2.40	0.47
1:C:21:ALA:O	1:C:24:ARG:HB2	2.15	0.47
2:D:261:LYS:HA	2:D:567:ILE:HD12	1.97	0.47
1:A:489:SER:N	1:A:500:VAL:CG1	2.74	0.47
1:A:21:ALA:O	1:A:24:ARG:HB2	2.15	0.47
4:X:87:TYR:O	4:X:88:VAL:C	2.51	0.47
2:F:311:GLN:CG	2:F:555:ILE:HD12	2.45	0.47
2:F:55:VAL:O	2:F:58:MET:CB	2.60	0.47
3:O:131:LEU:C	3:O:133:GLU:N	2.68	0.47
4:U:84:ILE:O	4:U:86:ARG:N	2.47	0.47
3:R:100:GLU:O	3:R:101:GLU:C	2.53	0.47
2:L:335:LYS:O	2:L:336:LEU:C	2.50	0.47
2:B:326:VAL:HG22	2:B:361:TYR:CZ	2.50	0.47
2:F:326:VAL:HG22	2:F:361:TYR:CZ	2.50	0.47
1:A:254:ARG:CA	1:A:295:THR:HG23	2.44	0.47
1:K:201:MET:O	1:K:203:GLU:N	2.42	0.47
4:W:56:LYS:O	4:W:71:ILE:N	2.43	0.47
1:G:250:LEU:O	1:G:251:ARG:C	2.53	0.47
1:G:301:SER:HB2	1:G:305:LEU:HD23	1.96	0.47
1:G:310:ILE:O	1:G:313:LEU:N	2.47	0.47
3:R:239:HIS:O	3:R:240:GLN:C	2.53	0.47
2:L:14:GLU:O	2:L:17:GLU:HB3	2.14	0.47
1:E:466:ASP:O	1:E:467:TYR:CD1	2.53	0.47
3:M:253:ILE:CD1	3:M:253:ILE:N	2.78	0.47
2:J:241:CYS:C	2:J:243:ARG:H	2.17	0.47
2:B:241:CYS:C	2:B:243:ARG:H	2.17	0.47
3:M:215:ASN:HB2	3:M:391:GLN:O	2.14	0.47
3:V:215:ASN:HB2	3:V:391:GLN:O	2.14	0.47
2:L:436:LEU:O	2:L:439:ASP:OD2	2.32	0.47
2:F:436:LEU:O	2:F:439:ASP:OD2	2.32	0.47
3:R:384:TYR:CA	3:R:411:TYR:HB2	2.44	0.47
1:A:491:GLN:CB	1:G:276:THR:CG2	2.92	0.47
3:P:22:ARG:CG	3:P:23:GLY:N	2.76	0.47
3:R:58:MET:HB2	3:R:69:ALA:HB3	1.96	0.47
2:J:283:LYS:O	2:J:287:PRO:CD	2.62	0.47

Continued on next page...

Continued from previous page...

Atom-1	Atom-2	Interatomic distance (Å)	Clash overlap (Å)
1:I:535:THR:O	1:I:535:THR:CG2	2.63	0.47
1:E:474:GLN:O	1:E:475:VAL:C	2.53	0.47
2:F:414:ILE:O	2:F:415:LYS:C	2.53	0.47
2:L:468:SER:OG	2:L:469:PHE:N	2.47	0.47
1:G:565:GLU:CD	2:H:526:TYR:HH	2.17	0.47
1:I:470:GLN:CB	1:I:471:PRO:HD3	2.40	0.47
1:C:414:SER:HA	1:C:415:LYS:NZ	2.30	0.47
2:D:414:ILE:O	2:D:415:LYS:C	2.53	0.47
2:D:533:ASP:O	2:D:534:PRO:C	2.52	0.47
2:J:61:ASP:O	2:J:62:ASN:C	2.52	0.47
2:L:570:LEU:CD1	3:V:75:ALA:H	2.28	0.47
2:B:230:MET:HB2	2:B:266:PHE:CE2	2.49	0.47
2:B:73:LEU:O	2:B:74:MET:C	2.53	0.47
2:H:67:LYS:O	2:H:70:TYR:N	2.47	0.47
2:D:316:ILE:CB	2:D:317:LEU:HD13	2.44	0.47
1:G:157:ALA:O	1:G:160:CYS:N	2.47	0.47
1:G:47:CYS:SG	1:G:48:ARG:N	2.87	0.47
4:Q:31:MET:O	4:Q:32:VAL:O	2.32	0.47
4:X:31:MET:O	4:X:32:VAL:O	2.32	0.47
2:F:95:CYS:O	2:F:103:ARG:HD2	2.14	0.47
2:F:570:LEU:CD1	3:O:74:ASN:HA	2.44	0.47
1:K:138:LEU:O	1:K:139:ALA:C	2.52	0.47
4:W:84:ILE:O	4:W:86:ARG:N	2.47	0.47
4:W:8:PHE:HE1	4:W:36:MET:HA	1.80	0.47
1:E:161:ALA:O	1:E:164:VAL:HB	2.13	0.47
4:U:86:ARG:O	4:U:87:TYR:C	2.52	0.47
2:L:339:LEU:O	2:L:340:ASP:C	2.53	0.47
3:M:60:ILE:CG1	3:M:67:LEU:HB3	2.44	0.47
3:N:107:PHE:O	3:N:108:VAL:C	2.52	0.47
2:F:339:LEU:O	2:F:340:ASP:C	2.53	0.47
1:A:250:LEU:O	1:A:251:ARG:C	2.53	0.47
1:A:271:LEU:O	1:A:272:ALA:C	2.52	0.47
3:V:240:GLN:O	3:V:242:VAL:N	2.48	0.47
1:E:301:SER:HB2	1:E:305:LEU:HD23	1.96	0.47
2:F:13:GLY:O	2:F:14:GLU:C	2.53	0.47
2:F:18:LEU:N	2:F:18:LEU:CD2	2.78	0.47
1:I:196:VAL:CG1	1:I:248:ARG:HD2	2.44	0.47
1:I:249:ILE:O	1:I:250:LEU:C	2.51	0.47
2:H:13:GLY:O	2:H:14:GLU:C	2.53	0.47
1:G:117:PHE:H	1:G:117:PHE:HD1	1.61	0.47
3:R:198:ILE:HD12	3:R:265:MET:HB3	1.96	0.47

Continued on next page...

Continued from previous page...

Atom-1	Atom-2	Interatomic distance (Å)	Clash overlap (Å)
3:O:253:ILE:N	3:O:253:ILE:CD1	2.78	0.47
2:F:241:CYS:C	2:F:243:ARG:H	2.17	0.47
4:S:31:MET:O	4:S:32:VAL:O	2.32	0.47
2:D:241:CYS:C	2:D:243:ARG:H	2.17	0.47
4:T:31:MET:O	4:T:32:VAL:O	2.32	0.47
3:O:87:VAL:HG12	3:O:91:PHE:CE2	2.50	0.47
2:L:283:LYS:O	2:L:287:PRO:CD	2.62	0.47
3:V:96:LYS:HG2	3:V:143:GLU:HA	1.95	0.47
2:D:83:MET:O	2:D:84:ALA:C	2.52	0.47
1:I:279:GLU:N	1:I:279:GLU:OE1	2.45	0.47
3:R:333:LYS:NZ	3:R:333:LYS:HB2	2.30	0.47
1:C:535:THR:O	1:C:535:THR:CG2	2.63	0.47
2:B:399:ILE:HG23	2:B:407:VAL:HG13	1.97	0.47
2:B:468:SER:OG	2:B:469:PHE:N	2.47	0.47
1:E:350:ILE:HG21	1:E:368:LEU:CD2	2.45	0.47
1:E:443:GLN:HA	1:E:446:THR:CG2	2.45	0.47
1:K:561:GLN:HE21	1:K:565:GLU:HG3	1.79	0.47
1:G:425:VAL:HG13	1:G:426:LEU:HD22	1.97	0.47
1:G:470:GLN:CB	1:G:471:PRO:HD3	2.40	0.47
1:I:415:LYS:HE3	1:I:415:LYS:CA	2.43	0.47
1:I:472:LEU:O	1:I:473:VAL:C	2.51	0.47
2:B:110:MET:HE3	2:B:122:LEU:HB2	1.96	0.47
1:C:138:LEU:O	1:C:139:ALA:C	2.52	0.47
1:C:157:ALA:O	1:C:160:CYS:N	2.47	0.47
1:C:79:PHE:O	1:C:82:LYS:HB2	2.14	0.47
2:D:39:ALA:C	2:D:41:MET:H	2.18	0.47
2:D:311:GLN:CG	2:D:555:ILE:HD12	2.45	0.47
2:D:61:ASP:O	2:D:62:ASN:C	2.52	0.47
1:A:157:ALA:O	1:A:160:CYS:N	2.47	0.47
3:N:321:ASP:OD1	3:N:322:SER:N	2.38	0.47
1:G:21:ALA:O	1:G:24:ARG:HB2	2.15	0.47
1:I:103:MET:HA	1:I:103:MET:HE3	1.95	0.47
1:I:138:LEU:O	1:I:139:ALA:C	2.52	0.47
1:I:21:ALA:O	1:I:24:ARG:HB2	2.15	0.47
4:X:8:PHE:HE1	4:X:36:MET:HA	1.80	0.47
2:F:570:LEU:CD1	3:O:75:ALA:H	2.28	0.47
1:K:157:ALA:O	1:K:160:CYS:N	2.47	0.47
1:K:47:CYS:SG	1:K:48:ARG:N	2.87	0.47
4:W:50:LEU:HB3	4:W:57:VAL:HG23	1.96	0.47
4:W:90:LEU:HD22	4:W:90:LEU:H	1.79	0.47
1:E:74:ILE:HD12	1:E:74:ILE:N	2.19	0.47

Continued on next page...

Continued from previous page...

Atom-1	Atom-2	Interatomic distance (Å)	Clash overlap (Å)
3:V:104:ARG:CA	3:V:107:PHE:HE1	2.25	0.47
2:H:339:LEU:O	2:H:340:ASP:C	2.53	0.47
2:L:385:GLU:C	2:L:387:SER:N	2.67	0.47
3:M:7:TYR:CD1	3:M:7:TYR:N	2.82	0.47
2:D:390:ARG:HG2	2:D:390:ARG:NH1	2.30	0.47
2:F:326:VAL:HG21	2:F:369:PHE:CZ	2.47	0.47
2:F:385:GLU:O	2:F:387:SER:N	2.47	0.47
2:F:390:ARG:HG2	2:F:390:ARG:NH1	2.30	0.47
3:O:327:THR:OG1	3:O:356:MET:HG2	2.14	0.47
3:V:327:THR:OG1	3:V:356:MET:HG2	2.14	0.47
2:J:327:LYS:HB2	2:J:330:ASP:OD1	2.15	0.47
1:C:173:GLU:O	1:C:175:PHE:N	2.48	0.47
1:C:302:GLU:HG3	1:C:305:LEU:H	1.78	0.47
4:W:71:ILE:CG2	4:W:72:GLU:H	2.26	0.47
1:G:310:ILE:C	1:G:312:ILE:N	2.68	0.47
1:E:246:GLN:O	1:E:249:ILE:HB	2.14	0.47
1:E:255:ILE:HG23	1:E:256:LEU:N	2.29	0.47
1:E:316:PHE:O	1:E:317:LEU:C	2.50	0.47
2:B:14:GLU:O	2:B:17:GLU:HB3	2.14	0.47
2:L:13:GLY:O	2:L:14:GLU:C	2.53	0.47
1:I:117:PHE:H	1:I:117:PHE:HD1	1.61	0.47
3:O:198:ILE:HD12	3:O:265:MET:HB3	1.96	0.47
4:S:30:LYS:CB	4:S:30:LYS:NZ	2.78	0.47
4:U:52:TRP:O	4:U:55:LEU:N	2.47	0.47
3:O:215:ASN:HB2	3:O:391:GLN:O	2.14	0.47
3:V:83:PHE:CE1	3:V:87:VAL:HG22	2.49	0.47
3:P:87:VAL:HG12	3:P:91:PHE:CE2	2.50	0.47
3:M:87:VAL:HG12	3:M:91:PHE:CE2	2.50	0.47
3:P:58:MET:HB2	3:P:69:ALA:HB3	1.96	0.47
1:I:232:SER:HA	1:I:233:PRO:HD3	1.71	0.47
2:B:415:LYS:HG2	2:B:416:ASP:N	2.30	0.47
2:B:449:ILE:O	2:B:450:TRP:C	2.52	0.47
2:B:452:VAL:HG13	2:B:453:GLY:H	1.80	0.47
1:A:473:VAL:O	1:A:474:GLN:C	2.52	0.47
1:E:430:GLY:O	1:E:433:VAL:N	2.46	0.47
1:E:522:THR:O	1:E:523:ARG:C	2.53	0.47
2:F:499:THR:O	2:F:500:GLN:C	2.53	0.47
1:K:414:SER:HA	1:K:415:LYS:NZ	2.29	0.47
1:K:473:VAL:O	1:K:474:GLN:C	2.52	0.47
1:K:478:TRP:HH2	1:K:532:LYS:NZ	2.12	0.47
2:L:490:LYS:NZ	2:L:545:LYS:HZ2	2.12	0.47

Continued on next page...

Continued from previous page...

Atom-1	Atom-2	Interatomic distance (Å)	Clash overlap (Å)
2:L:507:LEU:O	2:L:508:SER:C	2.53	0.47
1:G:350:ILE:HG21	1:G:368:LEU:CD2	2.45	0.47
2:L:405:TYR:O	2:L:406:VAL:C	2.53	0.47
2:L:516:ASN:O	2:L:519:LEU:HB3	2.14	0.47
2:H:463:ASP:OD1	2:H:463:ASP:N	2.45	0.47
2:J:405:TYR:O	2:J:406:VAL:C	2.53	0.47
2:J:489:VAL:O	2:J:490:LYS:C	2.53	0.47
2:J:499:THR:O	2:J:500:GLN:C	2.53	0.47
2:D:463:ASP:O	2:D:464:GLU:C	2.51	0.47
1:C:401:ALA:O	1:C:402:SER:C	2.52	0.47
2:D:426:GLU:CA	2:D:429:ILE:HD13	2.44	0.47
2:J:307:ASN:ND2	2:J:344:ARG:NH1	2.62	0.47
2:J:39:ALA:C	2:J:41:MET:H	2.18	0.47
2:L:316:ILE:CB	2:L:317:LEU:HD13	2.44	0.47
2:L:50:LEU:O	2:L:51:PHE:C	2.51	0.47
2:L:73:LEU:O	2:L:74:MET:C	2.53	0.47
2:L:104:ALA:O	2:L:107:VAL:N	2.43	0.47
3:O:62:HIS:CD2	3:O:98:LEU:HD23	2.50	0.47
2:B:88:VAL:O	2:B:89:ASN:C	2.53	0.47
2:B:27:LYS:HA	2:B:30:LYS:HD2	1.97	0.47
2:B:310:VAL:CG1	2:B:317:LEU:HD21	2.42	0.47
2:H:39:ALA:C	2:H:41:MET:H	2.18	0.47
2:H:73:LEU:O	2:H:74:MET:C	2.53	0.47
3:R:62:HIS:CD2	3:R:98:LEU:HD23	2.50	0.47
2:D:30:LYS:O	2:D:34:VAL:HG23	2.15	0.47
1:C:67:GLN:O	1:C:70:CYS:CB	2.56	0.47
2:D:88:VAL:O	2:D:89:ASN:C	2.53	0.47
3:N:76:CYS:HB2	3:N:79:LEU:CD1	2.43	0.47
1:A:140:GLY:O	1:A:141:GLU:C	2.53	0.47
4:S:84:ILE:O	4:S:86:ARG:N	2.47	0.47
1:G:55:TYR:CD1	1:G:55:TYR:C	2.87	0.47
1:G:14:ILE:HA	1:G:26:MET:HE2	1.97	0.47
1:G:27:ILE:HD12	1:G:61:TYR:CZ	2.50	0.47
1:I:31:CYS:HB3	1:I:56:MET:HE1	1.96	0.47
4:X:52:TRP:O	4:X:55:LEU:N	2.47	0.47
4:X:87:TYR:CZ	4:X:114:LEU:HB2	2.49	0.47
4:X:88:VAL:HG23	4:X:89:GLU:H	1.78	0.47
4:X:50:LEU:C	4:X:50:LEU:HD23	2.34	0.47
2:F:105:LEU:HD23	2:F:108:ARG:HD3	1.96	0.47
2:F:307:ASN:ND2	2:F:344:ARG:NH1	2.62	0.47
2:F:30:LYS:O	2:F:34:VAL:HG23	2.15	0.47

Continued on next page...

Continued from previous page...

Atom-1	Atom-2	Interatomic distance (Å)	Clash overlap (Å)
2:F:577:PRO:HA	2:F:578:PRO:HD3	1.89	0.47
3:P:325:PHE:CD2	3:P:358:ALA:HB1	2.50	0.47
1:E:47:CYS:SG	1:E:48:ARG:N	2.87	0.47
1:E:55:TYR:CD1	1:E:55:TYR:C	2.87	0.47
1:E:79:PHE:O	1:E:82:LYS:HB2	2.14	0.47
4:U:87:TYR:CZ	4:U:114:LEU:HB2	2.49	0.47
4:U:8:PHE:HE1	4:U:36:MET:HA	1.80	0.47
1:E:138:LEU:O	1:E:141:GLU:HB2	2.13	0.47
1:E:140:GLY:O	1:E:141:GLU:C	2.53	0.47
4:U:109:LYS:HA	4:U:112:PHE:CD1	2.35	0.47
3:V:62:HIS:CD2	3:V:98:LEU:HD23	2.50	0.47
3:O:7:TYR:N	3:O:7:TYR:CD1	2.81	0.47
3:O:100:GLU:O	3:O:101:GLU:C	2.53	0.47
2:J:297:GLU:OE2	3:R:60:ILE:HG22	2.15	0.47
2:L:326:VAL:HG22	2:L:361:TYR:CZ	2.50	0.47
2:L:337:GLU:O	2:L:338:LYS:C	2.53	0.47
2:B:385:GLU:C	2:B:387:SER:N	2.67	0.47
3:P:100:GLU:O	3:P:101:GLU:C	2.53	0.47
3:P:104:ARG:CA	3:P:107:PHE:HE1	2.24	0.47
1:K:430:GLY:O	1:K:433:VAL:N	2.46	0.47
2:J:385:GLU:C	2:J:387:SER:N	2.67	0.47
1:C:498:ILE:CG2	1:C:499:GLN:N	2.65	0.47
2:D:327:LYS:HB2	2:D:330:ASP:OD1	2.15	0.47
1:A:254:ARG:HB2	1:A:295:THR:CG2	2.42	0.47
4:S:56:LYS:O	4:S:71:ILE:N	2.43	0.47
4:S:71:ILE:CG2	4:S:75:ASP:HB3	2.43	0.47
1:C:178:ALA:O	1:C:182:LEU:HG	2.14	0.47
1:C:250:LEU:O	1:C:251:ARG:C	2.53	0.47
1:C:254:ARG:CA	1:C:295:THR:HG23	2.44	0.47
1:K:195:VAL:O	1:K:198:LEU:N	2.47	0.47
1:G:151:SER:O	1:G:152:TYR:C	2.53	0.47
4:Q:71:ILE:CG2	4:Q:75:ASP:HB3	2.43	0.47
3:O:239:HIS:O	3:O:240:GLN:C	2.53	0.47
1:E:254:ARG:CA	1:E:295:THR:HG23	2.44	0.47
1:I:169:PRO:O	1:I:172:MET:HE2	2.15	0.47
3:M:239:HIS:O	3:M:240:GLN:C	2.53	0.47
3:R:380:PHE:N	3:R:380:PHE:CD1	2.76	0.47
1:C:115:THR:HB	1:C:118:VAL:HG23	1.97	0.47
2:H:204:ILE:HA	2:H:207:LEU:CD1	2.44	0.47
2:J:204:ILE:HA	2:J:207:LEU:CD1	2.44	0.47
2:B:208:LEU:HD11	2:B:243:ARG:CD	2.41	0.47

Continued on next page...

Continued from previous page...

Atom-1	Atom-2	Interatomic distance (Å)	Clash overlap (Å)
1:I:147:LYS:CE	1:I:147:LYS:HA	2.38	0.47
4:S:50:LEU:HB3	4:S:57:VAL:HG23	1.96	0.47
4:U:30:LYS:CB	4:U:30:LYS:NZ	2.78	0.47
4:T:30:LYS:NZ	4:T:30:LYS:CB	2.78	0.47
1:C:396:PHE:H	1:C:396:PHE:HD1	1.61	0.47
1:A:146:LEU:HD23	1:A:146:LEU:C	2.33	0.47
1:A:479:CYS:O	1:A:483:TYR:N	2.31	0.47
2:F:9:THR:HG22	2:F:11:LYS:N	2.29	0.47
2:H:9:THR:HG22	2:H:11:LYS:N	2.29	0.47
2:H:83:MET:O	2:H:84:ALA:C	2.52	0.47
1:G:331:SER:O	1:G:332:LEU:C	2.52	0.47
1:K:535:THR:O	1:K:535:THR:HG22	2.15	0.47
1:E:535:THR:O	1:E:535:THR:CG2	2.63	0.47
1:A:344:GLN:OE1	1:A:372:LEU:HD23	2.15	0.47
2:B:516:ASN:O	2:B:519:LEU:HB3	2.14	0.47
2:F:411:ILE:H	2:F:411:ILE:CD1	2.28	0.47
2:F:415:LYS:HG2	2:F:416:ASP:N	2.30	0.47
2:F:452:VAL:HG13	2:F:453:GLY:H	1.80	0.47
1:K:509:LEU:HD12	1:K:530:ILE:HG12	1.97	0.47
2:L:399:ILE:HG23	2:L:407:VAL:HG13	1.97	0.47
2:L:489:VAL:O	2:L:490:LYS:C	2.53	0.47
1:G:344:GLN:OE1	1:G:372:LEU:HD23	2.15	0.47
1:G:443:GLN:HA	1:G:446:THR:CG2	2.45	0.47
1:G:474:GLN:O	1:G:475:VAL:C	2.53	0.47
1:G:522:THR:O	1:G:523:ARG:C	2.53	0.47
2:H:499:THR:O	2:H:500:GLN:C	2.53	0.47
1:I:401:ALA:O	1:I:402:SER:C	2.52	0.47
1:I:478:TRP:CA	1:I:478:TRP:CE3	2.98	0.47
1:I:509:LEU:HD12	1:I:530:ILE:HG12	1.97	0.47
2:J:411:ILE:CD1	2:J:411:ILE:H	2.28	0.47
1:C:443:GLN:HA	1:C:446:THR:CG2	2.45	0.47
1:C:509:LEU:HD12	1:C:530:ILE:HG12	1.97	0.47
2:D:399:ILE:HG23	2:D:407:VAL:HG13	1.97	0.47
2:D:411:ILE:H	2:D:411:ILE:CD1	2.28	0.47
2:J:88:VAL:O	2:J:89:ASN:C	2.53	0.47
2:L:88:VAL:O	2:L:89:ASN:C	2.53	0.47
2:B:261:LYS:HA	2:B:567:ILE:HD12	1.97	0.47
2:D:173:ASN:O	2:D:177:VAL:HG23	2.15	0.47
2:D:32:GLU:O	2:D:33:ALA:C	2.53	0.47
1:A:27:ILE:HD12	1:A:61:TYR:CZ	2.50	0.47
3:N:325:PHE:CD2	3:N:358:ALA:HB1	2.50	0.47

Continued on next page...

Continued from previous page...

Atom-1	Atom-2	Interatomic distance (Å)	Clash overlap (Å)
4:S:107:PHE:N	4:S:107:PHE:CD2	2.82	0.47
4:S:87:TYR:CZ	4:S:114:LEU:HB2	2.49	0.47
4:S:59:TYR:CD2	4:S:59:TYR:N	2.83	0.47
4:Q:35:LEU:O	4:Q:36:MET:C	2.53	0.47
1:I:123:LEU:O	1:I:124:CYS:C	2.54	0.47
1:I:140:GLY:O	1:I:141:GLU:C	2.53	0.47
2:F:316:ILE:CB	2:F:317:LEU:HD13	2.44	0.47
3:M:325:PHE:CD2	3:M:358:ALA:HB1	2.50	0.47
3:O:104:ARG:CA	3:O:107:PHE:CE1	2.93	0.47
3:R:60:ILE:CG1	3:R:67:LEU:HB3	2.44	0.47
2:H:337:GLU:O	2:H:338:LYS:C	2.53	0.47
2:H:385:GLU:O	2:H:387:SER:N	2.47	0.47
3:V:325:PHE:CD2	3:V:358:ALA:HB1	2.50	0.47
2:J:326:VAL:HG21	2:J:369:PHE:CZ	2.47	0.47
1:C:246:GLN:O	1:C:249:ILE:HB	2.14	0.47
1:G:270:ILE:HG23	1:G:271:LEU:CD2	2.44	0.47
3:O:306:THR:HG22	3:O:349:PRO:CA	2.35	0.47
2:J:157:GLU:O	2:J:161:PHE:CD1	2.68	0.47
3:V:239:HIS:O	3:V:240:GLN:C	2.53	0.47
1:E:151:SER:O	1:E:152:TYR:C	2.53	0.47
1:E:271:LEU:O	1:E:272:ALA:C	2.52	0.47
1:I:173:GLU:O	1:I:175:PHE:N	2.48	0.47
1:I:254:ARG:CB	1:I:295:THR:HG23	2.45	0.47
3:M:240:GLN:O	3:M:242:VAL:N	2.48	0.47
2:B:13:GLY:O	2:B:14:GLU:C	2.53	0.47
3:M:177:GLU:OE1	3:M:388:SER:HB3	2.13	0.47
3:O:56:ARG:N	3:O:56:ARG:CD	2.70	0.47
3:N:144:THR:CG2	3:N:145:GLY:N	2.73	0.47
3:V:87:VAL:HG12	3:V:91:PHE:CE2	2.50	0.47
3:R:399:GLU:HG3	3:R:401:SER:N	2.29	0.47
2:D:436:LEU:O	2:D:439:ASP:OD2	2.32	0.47
2:H:283:LYS:O	2:H:287:PRO:CD	2.62	0.47
2:D:283:LYS:O	2:D:287:PRO:CD	2.62	0.47
3:M:58:MET:HB2	3:M:69:ALA:HB3	1.96	0.47
1:C:551:TYR:C	1:C:553:SER:N	2.68	0.47
1:E:185:GLU:HG3	1:E:186:LYS:N	2.30	0.47
1:E:489:SER:N	1:E:500:VAL:CG1	2.74	0.47
1:A:310:ILE:C	1:A:312:ILE:N	2.68	0.47
1:A:347:ARG:O	1:A:348:SER:C	2.54	0.47
1:A:425:VAL:HG13	1:A:426:LEU:HD22	1.97	0.47
1:A:474:GLN:O	1:A:475:VAL:C	2.53	0.47

Continued on next page...

Continued from previous page...

Atom-1	Atom-2	Interatomic distance (Å)	Clash overlap (Å)
1:A:522:THR:O	1:A:523:ARG:C	2.53	0.47
2:B:411:ILE:HD12	2:B:411:ILE:N	2.30	0.47
2:B:426:GLU:CA	2:B:429:ILE:HD13	2.44	0.47
2:B:534:PRO:O	2:B:535:VAL:C	2.53	0.47
1:E:430:GLY:C	1:E:432:TYR:H	2.19	0.47
1:E:509:LEU:HD12	1:E:530:ILE:HG12	1.97	0.47
1:K:350:ILE:HG21	1:K:368:LEU:CD2	2.45	0.47
1:K:478:TRP:CA	1:K:478:TRP:CE3	2.98	0.47
1:G:347:ARG:O	1:G:348:SER:C	2.54	0.47
1:G:430:GLY:C	1:G:432:TYR:H	2.18	0.47
1:G:509:LEU:HD12	1:G:530:ILE:HG12	1.97	0.47
1:G:561:GLN:HE21	1:G:565:GLU:HG3	1.79	0.47
2:H:399:ILE:HG23	2:H:407:VAL:HG13	1.97	0.47
1:I:474:GLN:O	1:I:475:VAL:C	2.53	0.47
1:C:502:GLU:HG3	1:C:537:PHE:CD2	2.50	0.47
2:D:517:PRO:O	2:D:518:ASP:C	2.52	0.47
2:J:261:LYS:HA	2:J:567:ILE:HD12	1.97	0.47
2:L:115:VAL:O	2:L:118:ILE:CG2	2.51	0.47
2:L:311:GLN:CG	2:L:555:ILE:HD12	2.45	0.47
2:L:310:VAL:CG1	2:L:317:LEU:HD21	2.42	0.47
3:V:131:LEU:C	3:V:133:GLU:N	2.68	0.47
2:B:130:LEU:C	2:B:132:ASP:N	2.67	0.47
2:B:146:ALA:O	2:B:149:HIS:HB3	2.14	0.47
2:B:175:MET:O	2:B:178:ALA:CB	2.63	0.47
2:B:30:LYS:O	2:B:34:VAL:HG23	2.15	0.47
3:M:76:CYS:HB2	3:M:79:LEU:CD1	2.43	0.47
2:H:144:CYS:C	2:H:148:LEU:HD13	2.36	0.47
4:T:108:GLU:O	4:T:111:TYR:HB2	2.15	0.47
4:T:35:LEU:O	4:T:36:MET:C	2.53	0.47
4:T:87:TYR:CZ	4:T:114:LEU:HB2	2.49	0.47
4:T:87:TYR:CE2	4:T:91:LEU:HD11	2.50	0.47
2:D:73:LEU:O	2:D:74:MET:C	2.53	0.47
4:S:112:PHE:O	4:S:113:ILE:C	2.52	0.47
4:S:117:PHE:C	4:S:117:PHE:CD1	2.85	0.47
4:X:107:PHE:CD2	4:X:107:PHE:N	2.82	0.47
4:X:59:TYR:CD2	4:X:59:TYR:N	2.83	0.47
2:F:173:ASN:O	2:F:177:VAL:HG23	2.15	0.47
2:F:177:VAL:O	2:F:180:ARG:HB2	2.13	0.47
2:F:556:GLU:HB3	2:F:557:PRO:CD	2.45	0.47
1:K:123:LEU:O	1:K:124:CYS:C	2.54	0.47
1:K:5:ILE:HB	1:K:52:LYS:NZ	2.27	0.47

Continued on next page...

Continued from previous page...

Atom-1	Atom-2	Interatomic distance (Å)	Clash overlap (Å)
1:K:79:PHE:O	1:K:82:LYS:HB2	2.14	0.47
4:W:7:LEU:HD23	4:W:7:LEU:HA	1.55	0.47
1:E:79:PHE:O	1:E:80:THR:C	2.54	0.47
4:U:112:PHE:O	4:U:113:ILE:C	2.52	0.47
3:V:100:GLU:O	3:V:101:GLU:C	2.53	0.47
2:H:326:VAL:HG22	2:H:361:TYR:CZ	2.50	0.47
2:H:395:LEU:O	2:H:396:LEU:C	2.53	0.47
3:V:376:ILE:CG2	3:V:420:LEU:HB2	2.42	0.47
1:A:301:SER:HB2	1:A:305:LEU:HD23	1.96	0.47
3:M:203:PHE:N	3:M:203:PHE:CD1	2.83	0.47
1:C:310:ILE:O	1:C:313:LEU:N	2.47	0.47
1:K:176:LEU:N	1:K:177:PRO:CD	2.78	0.47
1:K:255:ILE:HG23	1:K:256:LEU:N	2.29	0.47
1:K:270:ILE:HG23	1:K:271:LEU:CD2	2.44	0.47
1:K:302:GLU:HG3	1:K:305:LEU:H	1.78	0.47
1:E:310:ILE:C	1:E:312:ILE:N	2.68	0.47
2:F:157:GLU:O	2:F:161:PHE:CD1	2.68	0.47
1:I:195:VAL:O	1:I:198:LEU:N	2.47	0.47
2:D:204:ILE:HA	2:D:207:LEU:CD1	2.44	0.47
3:P:36:ILE:HG22	3:P:50:LEU:HD23	1.96	0.47
3:R:386:THR:CG2	3:R:389:GLY:H	2.21	0.47
4:T:31:MET:CE	4:T:52:TRP:HH2	2.27	0.47
3:R:87:VAL:HG12	3:R:91:PHE:CE2	2.50	0.47
2:H:436:LEU:O	2:H:439:ASP:OD2	2.32	0.47
3:O:273:VAL:O	3:O:274:LYS:C	2.51	0.47
2:J:9:THR:HG22	2:J:11:LYS:N	2.29	0.47
3:R:256:ILE:HA	3:R:257:PRO:HD3	1.62	0.47
1:G:185:GLU:HG3	1:G:186:LYS:N	2.30	0.47
1:I:386:LEU:O	1:I:387:TYR:C	2.54	0.47
3:M:333:LYS:NZ	3:M:333:LYS:HB2	2.30	0.47
3:N:333:LYS:NZ	3:N:333:LYS:HB2	2.30	0.47
1:A:405:PHE:O	1:A:406:LEU:C	2.54	0.47
2:B:465:LEU:O	2:B:466:LEU:C	2.54	0.47
1:E:425:VAL:HG13	1:E:426:LEU:HD22	1.97	0.47
2:F:411:ILE:HG22	2:F:412:VAL:N	2.29	0.47
2:F:486:THR:HG22	2:F:487:ALA:H	1.76	0.47
2:F:533:ASP:O	2:F:534:PRO:C	2.52	0.47
2:L:499:THR:O	2:L:500:GLN:C	2.53	0.47
1:G:478:TRP:CA	1:G:478:TRP:CE3	2.98	0.47
2:H:414:ILE:O	2:H:415:LYS:C	2.53	0.47
2:H:426:GLU:CA	2:H:429:ILE:HD13	2.44	0.47

Continued on next page...

Continued from previous page...

Atom-1	Atom-2	Interatomic distance (Å)	Clash overlap (Å)
1:I:347:ARG:O	1:I:348:SER:C	2.54	0.47
1:I:362:LYS:O	1:I:363:ARG:C	2.52	0.47
2:J:451:ILE:O	2:J:452:VAL:C	2.53	0.47
2:J:519:LEU:HD13	2:J:519:LEU:C	2.36	0.47
2:J:533:ASP:O	2:J:534:PRO:C	2.52	0.47
1:C:344:GLN:OE1	1:C:372:LEU:HD23	2.15	0.47
1:C:347:ARG:O	1:C:348:SER:C	2.54	0.47
2:D:468:SER:OG	2:D:469:PHE:N	2.47	0.47
2:D:507:LEU:O	2:D:508:SER:C	2.53	0.47
2:D:519:LEU:HD13	2:D:519:LEU:C	2.36	0.47
2:J:130:LEU:HD23	2:J:130:LEU:HA	1.44	0.47
2:J:32:GLU:O	2:J:33:ALA:C	2.53	0.47
2:J:55:VAL:O	2:J:58:MET:CB	2.60	0.47
2:B:230:MET:HE2	2:B:240:ILE:HD12	1.97	0.47
2:B:38:ILE:O	2:B:42:THR:HG23	2.15	0.47
2:B:67:LYS:O	2:B:70:TYR:N	2.47	0.47
2:H:55:VAL:O	2:H:58:MET:CB	2.60	0.47
2:H:72:TYR:O	2:H:73:LEU:C	2.52	0.47
2:H:88:VAL:O	2:H:89:ASN:C	2.53	0.47
3:P:131:LEU:C	3:P:133:GLU:N	2.68	0.47
4:T:85:HIS:C	4:T:88:VAL:HG22	2.34	0.47
3:N:131:LEU:C	3:N:133:GLU:N	2.68	0.47
4:S:80:THR:O	4:S:81:LEU:C	2.54	0.47
4:Q:117:PHE:CD1	4:Q:117:PHE:C	2.86	0.47
1:I:159:LEU:HB2	4:X:119:MET:HE1	1.97	0.47
1:I:27:ILE:HD12	1:I:61:TYR:CZ	2.50	0.47
1:I:53:LEU:O	1:I:56:MET:N	2.47	0.47
4:X:35:LEU:O	4:X:36:MET:C	2.54	0.47
2:F:261:LYS:HA	2:F:567:ILE:HD12	1.97	0.47
4:W:31:MET:O	4:W:32:VAL:O	2.32	0.47
4:W:80:THR:O	4:W:81:LEU:C	2.54	0.47
1:E:123:LEU:O	1:E:124:CYS:C	2.54	0.47
2:L:351:ILE:HD11	2:L:384:VAL:HG11	1.97	0.47
3:N:104:ARG:CA	3:N:107:PHE:CE1	2.94	0.47
2:D:385:GLU:C	2:D:387:SER:N	2.67	0.47
2:B:339:LEU:O	2:B:340:ASP:C	2.53	0.47
2:B:357:GLU:O	2:B:358:LEU:C	2.49	0.47
2:B:154:GLN:CB	2:B:158:ASP:OD2	2.53	0.47
3:V:203:PHE:CD1	3:V:203:PHE:N	2.83	0.47
1:A:270:ILE:HG23	1:A:271:LEU:CD2	2.44	0.47
2:B:157:GLU:O	2:B:161:PHE:CD1	2.68	0.47

Continued on next page...

Continued from previous page...

Atom-1	Atom-2	Interatomic distance (Å)	Clash overlap (Å)
1:K:196:VAL:CG1	1:K:248:ARG:HD2	2.44	0.47
4:W:71:ILE:CG2	4:W:75:ASP:HB3	2.43	0.47
3:N:239:HIS:O	3:N:240:GLN:C	2.53	0.47
1:G:215:LEU:O	1:G:216:VAL:C	2.54	0.47
1:K:212:PHE:O	1:K:216:VAL:CG2	2.55	0.47
2:D:13:GLY:O	2:D:14:GLU:C	2.53	0.47
4:S:53:ARG:O	4:S:54:ASP:CB	2.63	0.47
4:U:50:LEU:HB3	4:U:57:VAL:HG23	1.96	0.47
4:T:50:LEU:C	4:T:50:LEU:HD23	2.34	0.47
4:T:50:LEU:HB3	4:T:57:VAL:HG23	1.96	0.47
1:C:395:GLU:HB2	1:C:396:PHE:HD1	1.80	0.47
2:D:9:THR:HG22	2:D:11:LYS:N	2.29	0.47
1:G:278:THR:HG22	1:G:279:GLU:N	2.30	0.47
1:C:185:GLU:HG3	1:C:186:LYS:N	2.30	0.47
3:O:333:LYS:NZ	3:O:333:LYS:HB2	2.30	0.47
1:A:350:ILE:HG21	1:A:368:LEU:CD2	2.45	0.46
1:A:478:TRP:CA	1:A:478:TRP:CE3	2.98	0.46
1:A:561:GLN:HE21	1:A:565:GLU:HG3	1.79	0.46
1:E:502:GLU:HG3	1:E:537:PHE:CD2	2.50	0.46
2:F:468:SER:OG	2:F:469:PHE:N	2.47	0.46
2:F:534:PRO:O	2:F:535:VAL:C	2.53	0.46
1:K:474:GLN:O	1:K:475:VAL:C	2.53	0.46
1:K:558:GLU:OE2	2:L:482:LEU:HD23	2.15	0.46
2:H:411:ILE:HD12	2:H:411:ILE:N	2.30	0.46
1:I:366:MET:O	1:I:369:SER:OG	2.24	0.46
1:I:405:PHE:O	1:I:406:LEU:C	2.54	0.46
1:I:430:GLY:C	1:I:432:TYR:H	2.19	0.46
1:I:502:GLU:HG3	1:I:537:PHE:CD2	2.50	0.46
2:J:399:ILE:HG23	2:J:407:VAL:HG13	1.97	0.46
2:J:507:LEU:O	2:J:508:SER:C	2.53	0.46
1:C:532:LYS:CA	1:C:581:LEU:HD13	2.35	0.46
1:C:558:GLU:OE2	2:D:482:LEU:HD23	2.15	0.46
2:D:489:VAL:O	2:D:490:LYS:C	2.53	0.46
2:D:494:LYS:HD2	2:D:494:LYS:HA	1.75	0.46
2:D:499:THR:O	2:D:500:GLN:C	2.53	0.46
2:J:30:LYS:O	2:J:34:VAL:HG23	2.15	0.46
2:J:67:LYS:O	2:J:70:TYR:N	2.47	0.46
2:J:73:LEU:O	2:J:74:MET:C	2.53	0.46
2:L:556:GLU:HB3	2:L:557:PRO:CD	2.45	0.46
1:C:47:CYS:SG	1:C:48:ARG:N	2.87	0.46
2:D:130:LEU:HD23	2:D:130:LEU:HA	1.44	0.46

Continued on next page...

Continued from previous page...

Atom-1	Atom-2	Interatomic distance (Å)	Clash overlap (Å)
1:A:10:LEU:O	1:A:11:ILE:C	2.53	0.46
1:A:5:ILE:HB	1:A:52:LYS:NZ	2.27	0.46
1:A:237:VAL:HG22	4:S:86:ARG:HH12	1.80	0.46
1:G:138:LEU:O	1:G:139:ALA:C	2.52	0.46
2:F:102:ILE:O	2:F:105:LEU:N	2.48	0.46
2:F:175:MET:O	2:F:178:ALA:CB	2.63	0.46
2:F:216:GLU:HB2	2:F:217:TRP:HE3	1.67	0.46
1:K:10:LEU:O	1:K:11:ILE:C	2.53	0.46
1:E:237:VAL:HG22	4:U:86:ARG:HH12	1.80	0.46
2:L:390:ARG:HG2	2:L:390:ARG:NH1	2.30	0.46
3:N:100:GLU:O	3:N:101:GLU:C	2.53	0.46
2:D:385:GLU:O	2:D:387:SER:N	2.47	0.46
2:B:327:LYS:HB2	2:B:330:ASP:OD1	2.15	0.46
3:P:107:PHE:O	3:P:108:VAL:C	2.52	0.46
2:L:32:GLU:O	2:L:33:ALA:C	2.53	0.46
2:D:154:GLN:CB	2:D:158:ASP:OD2	2.53	0.46
2:D:323:VAL:CG2	2:D:324:PHE:HD1	2.17	0.46
1:A:255:ILE:HG23	1:A:256:LEU:N	2.29	0.46
1:E:176:LEU:N	1:E:177:PRO:CD	2.78	0.46
1:I:151:SER:O	1:I:152:TYR:C	2.53	0.46
1:I:176:LEU:N	1:I:177:PRO:CD	2.78	0.46
1:I:178:ALA:O	1:I:182:LEU:HG	2.14	0.46
1:I:301:SER:HB2	1:I:305:LEU:HD23	1.96	0.46
3:P:239:HIS:O	3:P:240:GLN:C	2.53	0.46
3:M:198:ILE:HD12	3:M:265:MET:HB3	1.96	0.46
3:V:253:ILE:CD1	3:V:253:ILE:N	2.78	0.46
1:K:310:ILE:O	1:K:313:LEU:N	2.48	0.46
3:N:36:ILE:HG22	3:N:50:LEU:HD23	1.96	0.46
3:R:22:ARG:CG	3:R:23:GLY:N	2.76	0.46
2:H:7:PHE:HD2	4:Q:99:CYS:HA	1.81	0.46
2:L:7:PHE:HD2	4:W:99:CYS:HA	1.81	0.46
3:M:408:TRP:N	3:M:408:TRP:HD1	2.12	0.46
1:G:223:LEU:O	1:G:224:LYS:C	2.54	0.46
1:I:535:THR:O	1:I:535:THR:HG22	2.15	0.46
1:K:551:TYR:C	1:K:553:SER:N	2.68	0.46
3:R:374:PRO:HA	3:R:375:PRO:HD3	1.76	0.46
1:G:551:TYR:C	1:G:553:SER:N	2.69	0.46
3:P:333:LYS:NZ	3:P:333:LYS:HB2	2.30	0.46
2:B:451:ILE:O	2:B:452:VAL:C	2.53	0.46
2:F:399:ILE:HG23	2:F:407:VAL:HG13	1.97	0.46
1:K:347:ARG:O	1:K:348:SER:C	2.54	0.46

Continued on next page...

Continued from previous page...

Atom-1	Atom-2	Interatomic distance (Å)	Clash overlap (Å)
1:K:502:GLU:HG3	1:K:537:PHE:CD2	2.50	0.46
1:I:414:SER:HA	1:I:415:LYS:NZ	2.29	0.46
1:I:502:GLU:O	1:I:506:LEU:HG	2.16	0.46
2:J:411:ILE:HG22	2:J:412:VAL:N	2.29	0.46
2:J:411:ILE:N	2:J:411:ILE:HD12	2.30	0.46
1:C:350:ILE:HG21	1:C:368:LEU:CD2	2.45	0.46
2:D:411:ILE:HD12	2:D:411:ILE:N	2.30	0.46
2:J:38:ILE:O	2:J:42:THR:HG23	2.15	0.46
3:R:131:LEU:C	3:R:133:GLU:N	2.68	0.46
2:L:173:ASN:O	2:L:177:VAL:HG23	2.15	0.46
2:L:71:LEU:O	2:L:72:TYR:C	2.53	0.46
2:B:144:CYS:C	2:B:148:LEU:HD13	2.36	0.46
2:B:32:GLU:O	2:B:33:ALA:C	2.53	0.46
2:B:556:GLU:HB3	2:B:557:PRO:CD	2.45	0.46
2:D:102:ILE:O	2:D:105:LEU:N	2.48	0.46
1:A:123:LEU:O	1:A:124:CYS:C	2.54	0.46
1:A:79:PHE:O	1:A:80:THR:C	2.54	0.46
3:N:327:THR:OG1	3:N:356:MET:HG2	2.14	0.46
1:G:7:LEU:O	1:G:10:LEU:N	2.49	0.46
1:G:5:ILE:HB	1:G:52:LYS:NZ	2.27	0.46
4:Q:108:GLU:O	4:Q:111:TYR:HB2	2.15	0.46
1:G:237:VAL:HG22	4:Q:86:ARG:HH12	1.80	0.46
3:N:62:HIS:CD2	3:N:98:LEU:HD23	2.50	0.46
1:I:7:LEU:O	1:I:10:LEU:N	2.49	0.46
1:I:5:ILE:HB	1:I:52:LYS:NZ	2.27	0.46
4:X:87:TYR:CE2	4:X:91:LEU:HD11	2.50	0.46
2:F:88:VAL:O	2:F:89:ASN:C	2.53	0.46
4:W:108:GLU:O	4:W:111:TYR:HB2	2.15	0.46
4:W:35:LEU:O	4:W:36:MET:C	2.53	0.46
4:W:88:VAL:HG23	4:W:89:GLU:H	1.78	0.46
1:E:23:GLU:O	1:E:24:ARG:C	2.54	0.46
2:L:297:GLU:OE2	3:V:60:ILE:HG22	2.15	0.46
2:H:323:VAL:CG2	2:H:324:PHE:HD1	2.17	0.46
2:J:351:ILE:HD11	2:J:384:VAL:HG11	1.97	0.46
2:D:390:ARG:CG	2:D:390:ARG:HH11	2.26	0.46
2:B:337:GLU:O	2:B:338:LYS:C	2.53	0.46
2:L:38:ILE:O	2:L:42:THR:HG23	2.15	0.46
3:O:325:PHE:CD2	3:O:358:ALA:HB1	2.50	0.46
3:V:355:LEU:HD12	3:V:356:MET:H	1.78	0.46
4:U:132:LEU:O	4:U:133:LYS:C	2.54	0.46
2:J:394:THR:O	2:J:395:LEU:C	2.54	0.46

Continued on next page...

Continued from previous page...

Atom-1	Atom-2	Interatomic distance (Å)	Clash overlap (Å)
3:M:202:VAL:HG12	3:M:203:PHE:N	2.30	0.46
1:G:254:ARG:CA	1:G:295:THR:HG23	2.44	0.46
3:O:203:PHE:CD1	3:O:203:PHE:N	2.83	0.46
3:N:240:GLN:O	3:N:242:VAL:N	2.48	0.46
1:E:254:ARG:CB	1:E:295:THR:HG23	2.45	0.46
4:U:71:ILE:HG21	4:U:75:ASP:CB	2.44	0.46
2:H:157:GLU:O	2:H:161:PHE:CD1	2.68	0.46
2:B:239:SER:O	2:B:243:ARG:HG2	2.16	0.46
2:J:13:GLY:O	2:J:14:GLU:C	2.53	0.46
2:B:45:LYS:HG2	2:B:46:ASP:N	2.30	0.46
2:L:45:LYS:HG2	2:L:46:ASP:N	2.30	0.46
3:P:408:TRP:HD1	3:P:408:TRP:N	2.12	0.46
1:C:223:LEU:O	1:C:224:LYS:C	2.54	0.46
1:E:278:THR:HG22	1:E:279:GLU:N	2.30	0.46
1:I:551:TYR:C	1:I:553:SER:N	2.69	0.46
1:G:535:THR:CG2	1:G:535:THR:O	2.63	0.46
2:B:411:ILE:H	2:B:411:ILE:CD1	2.28	0.46
1:E:344:GLN:OE1	1:E:372:LEU:HD23	2.15	0.46
1:K:401:ALA:O	1:K:402:SER:C	2.52	0.46
1:K:502:GLU:O	1:K:506:LEU:HG	2.16	0.46
2:L:411:ILE:HG22	2:L:412:VAL:N	2.29	0.46
2:L:519:LEU:C	2:L:519:LEU:HD13	2.36	0.46
2:H:411:ILE:HG22	2:H:412:VAL:N	2.29	0.46
2:H:516:ASN:O	2:H:519:LEU:HB3	2.14	0.46
2:H:519:LEU:HD13	2:H:519:LEU:C	2.36	0.46
1:I:482:GLU:CD	1:I:584:MET:HG2	2.36	0.46
2:J:506:VAL:O	2:J:507:LEU:C	2.53	0.46
1:C:430:GLY:C	1:C:432:TYR:H	2.18	0.46
1:C:451:MET:HE2	1:C:451:MET:H	1.81	0.46
2:D:451:ILE:O	2:D:452:VAL:C	2.53	0.46
2:J:115:VAL:HG12	2:J:116:ASP:N	2.31	0.46
2:J:175:MET:O	2:J:178:ALA:CB	2.63	0.46
2:J:311:GLN:CG	2:J:555:ILE:HD12	2.45	0.46
2:L:102:ILE:O	2:L:105:LEU:N	2.48	0.46
2:L:144:CYS:C	2:L:148:LEU:HD13	2.36	0.46
2:B:173:ASN:O	2:B:177:VAL:HG23	2.15	0.46
2:B:216:GLU:HB2	2:B:217:TRP:HE3	1.67	0.46
2:H:304:ARG:HG3	2:H:575:HIS:NE2	2.31	0.46
2:H:30:LYS:O	2:H:34:VAL:HG23	2.15	0.46
2:D:27:LYS:HA	2:D:30:LYS:HD2	1.97	0.46
1:A:23:GLU:O	1:A:24:ARG:C	2.54	0.46

Continued on next page...

Continued from previous page...

Atom-1	Atom-2	Interatomic distance (Å)	Clash overlap (Å)
4:S:108:GLU:O	4:S:111:TYR:HB2	2.15	0.46
1:G:123:LEU:O	1:G:124:CYS:C	2.54	0.46
4:X:7:LEU:CD2	4:X:66:TYR:O	2.64	0.46
4:X:86:ARG:O	4:X:87:TYR:C	2.52	0.46
2:F:569:THR:HG23	3:O:74:ASN:CG	2.35	0.46
2:F:61:ASP:O	2:F:62:ASN:C	2.52	0.46
4:U:87:TYR:CE2	4:U:91:LEU:HD11	2.50	0.46
2:B:297:GLU:OE2	3:M:60:ILE:HG22	2.15	0.46
2:B:390:ARG:HG2	2:B:390:ARG:NH1	2.30	0.46
2:L:39:ALA:C	2:L:41:MET:H	2.18	0.46
4:W:132:LEU:O	4:W:133:LYS:C	2.54	0.46
1:A:176:LEU:N	1:A:177:PRO:CD	2.78	0.46
1:C:271:LEU:O	1:C:272:ALA:C	2.52	0.46
1:K:254:ARG:CB	1:K:295:THR:HG23	2.45	0.46
1:G:173:GLU:O	1:G:175:PHE:N	2.48	0.46
1:G:271:LEU:O	1:G:272:ALA:C	2.52	0.46
3:O:380:PHE:CD1	3:O:380:PHE:C	2.87	0.46
1:I:115:THR:HB	1:I:118:VAL:HG23	1.97	0.46
1:G:115:THR:HB	1:G:118:VAL:HG23	1.97	0.46
2:J:12:LYS:CG	2:J:13:GLY:N	2.73	0.46
2:L:241:CYS:C	2:L:243:ARG:H	2.17	0.46
2:D:18:LEU:N	2:D:18:LEU:CD2	2.78	0.46
2:H:241:CYS:C	2:H:243:ARG:H	2.17	0.46
2:H:239:SER:O	2:H:243:ARG:HG2	2.16	0.46
3:N:215:ASN:HB2	3:N:391:GLN:O	2.14	0.46
3:O:84:LEU:O	3:O:87:VAL:N	2.49	0.46
2:D:436:LEU:HD22	2:D:436:LEU:O	2.16	0.46
2:B:436:LEU:O	2:B:436:LEU:HD22	2.16	0.46
2:F:436:LEU:HD22	2:F:436:LEU:O	2.16	0.46
3:M:192:SER:OG	3:M:271:THR:O	2.33	0.46
2:J:45:LYS:HG2	2:J:46:ASP:N	2.30	0.46
3:V:333:LYS:NZ	3:V:333:LYS:HB2	2.30	0.46
1:A:508:ILE:O	1:A:509:LEU:C	2.54	0.46
1:A:502:GLU:HG3	1:A:537:PHE:CD2	2.50	0.46
2:B:519:LEU:C	2:B:519:LEU:HD13	2.36	0.46
1:E:482:GLU:CD	1:E:584:MET:HG2	2.36	0.46
1:E:508:ILE:O	1:E:509:LEU:C	2.54	0.46
1:K:556:ASP:O	1:K:557:VAL:C	2.54	0.46
2:L:411:ILE:HD12	2:L:411:ILE:N	2.30	0.46
2:L:433:CYS:HA	2:L:448:MET:HE1	1.97	0.46
2:H:506:VAL:O	2:H:507:LEU:C	2.53	0.46

Continued on next page...

Continued from previous page...

Atom-1	Atom-2	Interatomic distance (Å)	Clash overlap (Å)
1:I:526:ALA:O	1:I:527:LEU:C	2.54	0.46
2:D:411:ILE:HG22	2:D:412:VAL:N	2.29	0.46
2:D:419:ARG:HB3	2:D:548:ILE:HD13	1.98	0.46
2:D:467:GLU:O	2:D:468:SER:C	2.54	0.46
2:J:304:ARG:HG3	2:J:575:HIS:NE2	2.31	0.46
2:J:556:GLU:HB3	2:J:557:PRO:CD	2.45	0.46
2:L:175:MET:O	2:L:178:ALA:N	2.49	0.46
2:L:261:LYS:HA	2:L:567:ILE:HD12	1.97	0.46
2:H:556:GLU:HB3	2:H:557:PRO:CD	2.45	0.46
4:T:86:ARG:O	4:T:87:TYR:C	2.52	0.46
2:D:99:ASN:HA	2:D:100:PRO:HD2	1.75	0.46
2:D:175:MET:O	2:D:178:ALA:N	2.49	0.46
2:D:304:ARG:HG3	2:D:575:HIS:NE2	2.31	0.46
1:A:55:TYR:CD1	1:A:55:TYR:C	2.87	0.46
1:G:86:TYR:HD2	1:G:125:THR:HG1	1.60	0.46
4:Q:50:LEU:HB3	4:Q:57:VAL:HG23	1.96	0.46
4:Q:87:TYR:CZ	4:Q:114:LEU:HB2	2.49	0.46
3:R:325:PHE:CD2	3:R:358:ALA:HB1	2.50	0.46
1:I:70:CYS:O	1:I:73:LEU:HB2	2.16	0.46
4:X:53:ARG:O	4:X:54:ASP:CB	2.63	0.46
2:F:305:ASN:HD22	2:F:305:ASN:N	2.13	0.46
2:F:38:ILE:O	2:F:42:THR:HG23	2.15	0.46
1:K:21:ALA:O	1:K:24:ARG:HB2	2.15	0.46
1:E:27:ILE:HD12	1:E:61:TYR:CZ	2.50	0.46
2:D:297:GLU:OE2	3:N:60:ILE:HG22	2.15	0.46
1:A:430:GLY:C	1:A:432:TYR:H	2.19	0.46
2:F:327:LYS:HB2	2:F:330:ASP:OD1	2.15	0.46
2:F:394:THR:O	2:F:395:LEU:C	2.54	0.46
2:F:395:LEU:O	2:F:396:LEU:C	2.53	0.46
1:K:430:GLY:C	1:K:432:TYR:H	2.18	0.46
2:J:326:VAL:HG22	2:J:361:TYR:CZ	2.50	0.46
3:N:203:PHE:N	3:N:203:PHE:CD1	2.83	0.46
1:A:254:ARG:CB	1:A:295:THR:HG23	2.45	0.46
3:P:380:PHE:CD1	3:P:380:PHE:C	2.87	0.46
1:I:467:TYR:OH	1:I:511:SER:CB	2.64	0.46
2:B:204:ILE:HA	2:B:207:LEU:CD1	2.44	0.46
2:F:239:SER:O	2:F:243:ARG:HG2	2.16	0.46
1:E:147:LYS:HA	1:E:147:LYS:CE	2.39	0.46
4:U:31:MET:HE3	4:U:53:ARG:NH1	2.30	0.46
1:G:395:GLU:HB2	1:G:396:PHE:HD1	1.81	0.46
3:P:42:GLU:HG3	3:P:302:LYS:HB3	1.98	0.46

Continued on next page...

Continued from previous page...

Atom-1	Atom-2	Interatomic distance (Å)	Clash overlap (Å)
1:I:494:GLU:HA	1:I:494:GLU:OE1	2.16	0.46
1:G:494:GLU:OE1	1:G:494:GLU:HA	2.15	0.46
4:X:147:SER:O	4:X:149:ARG:N	2.49	0.46
1:A:535:THR:HG22	1:A:535:THR:O	2.15	0.46
1:A:414:SER:HA	1:A:415:LYS:NZ	2.30	0.46
1:K:526:ALA:O	1:K:527:LEU:C	2.54	0.46
2:H:468:SER:OG	2:H:469:PHE:N	2.47	0.46
2:H:534:PRO:O	2:H:535:VAL:C	2.54	0.46
2:D:506:VAL:O	2:D:507:LEU:C	2.53	0.46
2:J:175:MET:O	2:J:178:ALA:N	2.49	0.46
2:J:179:ASN:HD22	2:J:179:ASN:N	2.14	0.46
2:B:102:ILE:O	2:B:105:LEU:N	2.48	0.46
2:B:71:LEU:O	2:B:72:TYR:C	2.53	0.46
2:H:102:ILE:O	2:H:105:LEU:N	2.48	0.46
2:H:570:LEU:CD1	3:P:75:ALA:H	2.28	0.46
1:C:123:LEU:O	1:C:124:CYS:C	2.54	0.46
2:D:569:THR:HG23	3:N:74:ASN:CG	2.35	0.46
1:A:14:ILE:CD1	1:A:14:ILE:H	2.17	0.46
1:A:46:ARG:O	1:A:50:VAL:HG23	2.16	0.46
1:A:5:ILE:O	1:A:52:LYS:NZ	2.46	0.46
3:N:323:PRO:HB3	3:N:325:PHE:HE2	1.81	0.46
4:S:7:LEU:CD2	4:S:66:TYR:O	2.64	0.46
4:Q:7:LEU:CD2	4:Q:66:TYR:O	2.64	0.46
4:Q:87:TYR:O	4:Q:88:VAL:C	2.51	0.46
4:X:108:GLU:O	4:X:111:TYR:HB2	2.15	0.46
1:K:79:PHE:O	1:K:80:THR:C	2.54	0.46
4:W:31:MET:CE	4:W:52:TRP:HH2	2.27	0.46
4:U:107:PHE:N	4:U:107:PHE:CD2	2.82	0.46
2:F:297:GLU:OE2	3:O:60:ILE:HG22	2.15	0.46
3:M:104:ARG:CA	3:M:107:PHE:HE1	2.25	0.46
1:A:189:GLY:O	1:A:190:VAL:C	2.54	0.46
3:M:204:LEU:HD23	3:M:204:LEU:HA	1.73	0.46
3:P:202:VAL:HG12	3:P:203:PHE:N	2.30	0.46
2:L:157:GLU:O	2:L:161:PHE:CD1	2.68	0.46
1:G:169:PRO:O	1:G:172:MET:HE2	2.15	0.46
3:O:202:VAL:HG12	3:O:203:PHE:N	2.30	0.46
4:U:71:ILE:CG2	4:U:72:GLU:H	2.26	0.46
4:X:71:ILE:CG2	4:X:75:ASP:HB3	2.43	0.46
3:P:255:PHE:HD2	3:P:255:PHE:N	2.14	0.46
3:N:380:PHE:N	3:N:380:PHE:CD1	2.76	0.46
3:R:194:ILE:HD11	3:R:269:LEU:HD12	1.98	0.46

Continued on next page...

Continued from previous page...

Atom-1	Atom-2	Interatomic distance (Å)	Clash overlap (Å)
2:L:239:SER:O	2:L:243:ARG:HG2	2.16	0.46
2:D:239:SER:O	2:D:243:ARG:HG2	2.16	0.46
3:R:84:LEU:O	3:R:87:VAL:N	2.49	0.46
2:J:436:LEU:O	2:J:439:ASP:OD2	2.33	0.46
1:K:223:LEU:O	1:K:224:LYS:C	2.54	0.46
1:C:535:THR:HG22	1:C:535:THR:O	2.15	0.46
1:K:535:THR:O	1:K:535:THR:CG2	2.63	0.46
1:A:185:GLU:HG3	1:A:186:LYS:N	2.30	0.46
1:G:386:LEU:O	1:G:387:TYR:C	2.54	0.46
1:A:443:GLN:HA	1:A:446:THR:CG2	2.45	0.46
1:A:482:GLU:CD	1:A:584:MET:HG2	2.36	0.46
1:A:526:ALA:O	1:A:527:LEU:C	2.54	0.46
2:B:411:ILE:HG22	2:B:412:VAL:N	2.29	0.46
1:E:556:ASP:O	1:E:557:VAL:C	2.54	0.46
2:F:483:GLN:N	2:F:483:GLN:OE1	2.49	0.46
2:F:489:VAL:O	2:F:490:LYS:C	2.53	0.46
1:K:443:GLN:HA	1:K:446:THR:CG2	2.45	0.46
2:L:411:ILE:H	2:L:411:ILE:CD1	2.28	0.46
1:G:502:GLU:O	1:G:506:LEU:HG	2.16	0.46
1:G:526:ALA:O	1:G:527:LEU:C	2.54	0.46
2:H:415:LYS:HG2	2:H:416:ASP:N	2.30	0.46
1:I:344:GLN:OE1	1:I:372:LEU:HD23	2.15	0.46
1:I:350:ILE:HG21	1:I:368:LEU:CD2	2.45	0.46
1:I:370:PHE:HD2	1:I:370:PHE:HA	1.65	0.46
1:I:522:THR:O	1:I:523:ARG:C	2.53	0.46
1:C:556:ASP:O	1:C:557:VAL:C	2.54	0.46
2:D:499:THR:O	2:D:500:GLN:O	2.34	0.46
2:D:534:PRO:O	2:D:535:VAL:C	2.53	0.46
2:L:115:VAL:HG12	2:L:116:ASP:N	2.31	0.46
2:L:55:VAL:O	2:L:58:MET:CB	2.60	0.46
3:M:62:HIS:CD2	3:M:98:LEU:HD23	2.50	0.46
2:B:34:VAL:O	2:B:37:VAL:HB	2.16	0.46
2:H:115:VAL:HG12	2:H:116:ASP:N	2.31	0.46
2:H:175:MET:O	2:H:178:ALA:N	2.49	0.46
2:H:179:ASN:HD22	2:H:179:ASN:N	2.14	0.46
1:C:140:GLY:O	1:C:141:GLU:C	2.53	0.46
1:C:79:PHE:O	1:C:80:THR:C	2.54	0.46
2:D:175:MET:O	2:D:178:ALA:CB	2.63	0.46
2:D:570:LEU:CD1	3:N:75:ALA:H	2.28	0.46
1:G:10:LEU:O	1:G:11:ILE:C	2.53	0.46
4:Q:30:LYS:HZ3	4:Q:33:ARG:HH21	1.63	0.46

Continued on next page...

Continued from previous page...

Atom-1	Atom-2	Interatomic distance (Å)	Clash overlap (Å)
3:R:323:PRO:HB3	3:R:325:PHE:HE2	1.81	0.46
4:X:30:LYS:CB	4:X:30:LYS:NZ	2.78	0.46
4:X:7:LEU:HD21	4:X:67:PHE:CG	2.51	0.46
4:X:80:THR:O	4:X:81:LEU:C	2.54	0.46
2:F:304:ARG:HG3	2:F:575:HIS:NE2	2.31	0.46
2:F:71:LEU:O	2:F:72:TYR:C	2.53	0.46
1:K:7:LEU:O	1:K:10:LEU:N	2.49	0.46
4:W:53:ARG:O	4:W:54:ASP:CB	2.63	0.46
1:E:21:ALA:O	1:E:24:ARG:HB2	2.15	0.46
3:M:343:TRP:CZ2	3:M:356:MET:HB2	2.51	0.46
4:U:88:VAL:HG23	4:U:89:GLU:H	1.78	0.46
2:D:351:ILE:HD11	2:D:384:VAL:HG11	1.97	0.46
2:H:297:GLU:OE2	3:P:60:ILE:HG22	2.15	0.46
2:L:34:VAL:O	2:L:37:VAL:HB	2.16	0.46
2:J:321:MET:O	2:J:323:VAL:N	2.49	0.46
3:R:203:PHE:CD1	3:R:203:PHE:N	2.83	0.46
1:A:243:PRO:O	1:A:246:GLN:HB2	2.16	0.46
1:C:324:ILE:O	1:C:325:ARG:C	2.54	0.46
3:R:240:GLN:O	3:R:242:VAL:N	2.48	0.46
3:M:380:PHE:C	3:M:380:PHE:HD1	2.19	0.46
1:I:250:LEU:O	1:I:251:ARG:C	2.53	0.46
3:P:380:PHE:HD1	3:P:380:PHE:C	2.19	0.46
3:V:380:PHE:C	3:V:380:PHE:HD1	2.19	0.46
1:E:467:TYR:OH	1:E:511:SER:CB	2.64	0.46
3:N:253:ILE:CD1	3:N:253:ILE:N	2.78	0.46
2:J:18:LEU:CD2	2:J:18:LEU:N	2.78	0.46
1:I:326:TYR:O	1:I:327:VAL:C	2.54	0.46
4:U:50:LEU:HD23	4:U:50:LEU:C	2.34	0.46
3:V:84:LEU:O	3:V:87:VAL:N	2.49	0.46
3:N:83:PHE:CD1	3:N:83:PHE:C	2.89	0.46
3:N:87:VAL:HG12	3:N:91:PHE:CE2	2.50	0.46
2:F:436:LEU:HD13	2:F:436:LEU:O	2.16	0.46
1:E:494:GLU:OE1	1:E:494:GLU:HA	2.15	0.46
4:Q:147:SER:O	4:Q:149:ARG:N	2.49	0.46
1:I:185:GLU:HG3	1:I:186:LYS:N	2.30	0.46
2:H:400:GLN:HE21	2:H:400:GLN:HA	1.81	0.46
2:L:400:GLN:HA	2:L:400:GLN:HE21	1.81	0.46
1:E:488:VAL:C	1:E:500:VAL:HG11	2.36	0.46
1:A:326:TYR:O	1:A:327:VAL:C	2.54	0.46
2:F:506:VAL:O	2:F:507:LEU:C	2.53	0.46
1:K:405:PHE:O	1:K:406:LEU:C	2.54	0.46

Continued on next page...

Continued from previous page...

Atom-1	Atom-2	Interatomic distance (Å)	Clash overlap (Å)
2:L:467:GLU:O	2:L:468:SER:C	2.54	0.46
1:G:422:ILE:O	1:G:423:MET:C	2.50	0.46
1:G:558:GLU:OE2	2:H:482:LEU:HD23	2.15	0.46
1:I:443:GLN:HA	1:I:446:THR:CG2	2.45	0.46
2:J:468:SER:OG	2:J:469:PHE:N	2.47	0.46
1:I:558:GLU:OE2	2:J:482:LEU:HD23	2.16	0.46
2:J:494:LYS:HA	2:J:494:LYS:HD2	1.75	0.46
2:J:517:PRO:O	2:J:518:ASP:C	2.52	0.46
2:J:419:ARG:HB3	2:J:548:ILE:HD13	1.98	0.46
1:C:425:VAL:HG13	1:C:426:LEU:HD22	1.97	0.46
2:J:570:LEU:CD1	3:R:74:ASN:HA	2.44	0.46
2:H:175:MET:O	2:H:178:ALA:CB	2.63	0.46
2:H:255:VAL:O	2:H:256:VAL:C	2.52	0.46
2:H:32:GLU:O	2:H:33:ALA:C	2.53	0.46
2:D:310:VAL:CG1	2:D:317:LEU:HD21	2.42	0.46
2:D:55:VAL:O	2:D:58:MET:CB	2.60	0.46
3:N:343:TRP:CZ2	3:N:356:MET:HB2	2.51	0.46
4:S:90:LEU:CD2	4:S:90:LEU:N	2.79	0.46
4:Q:31:MET:CE	4:Q:52:TRP:HH2	2.27	0.46
2:F:27:LYS:HA	2:F:30:LYS:HD2	1.97	0.46
1:K:236:ASP:CG	1:K:237:VAL:N	2.69	0.46
1:K:46:ARG:O	1:K:50:VAL:HG23	2.16	0.46
4:W:31:MET:HE3	4:W:53:ARG:NH1	2.31	0.46
4:W:59:TYR:N	4:W:59:TYR:CD2	2.83	0.46
1:E:7:LEU:O	1:E:10:LEU:N	2.49	0.46
4:U:108:GLU:O	4:U:111:TYR:HB2	2.15	0.46
2:L:327:LYS:HB2	2:L:330:ASP:OD1	2.15	0.46
2:L:30:LYS:O	2:L:34:VAL:HG23	2.15	0.46
2:J:390:ARG:HG2	2:J:390:ARG:NH1	2.30	0.46
4:X:132:LEU:O	4:X:133:LYS:C	2.54	0.46
2:J:154:GLN:CB	2:J:158:ASP:OD2	2.52	0.46
1:K:151:SER:O	1:K:152:TYR:C	2.53	0.46
1:K:187:ASN:HD22	1:K:187:ASN:C	2.19	0.46
1:K:250:LEU:O	1:K:251:ARG:C	2.53	0.46
1:G:176:LEU:N	1:G:177:PRO:CD	2.78	0.46
1:G:293:VAL:O	1:G:294:LEU:C	2.54	0.46
1:G:324:ILE:O	1:G:325:ARG:C	2.54	0.46
3:V:194:ILE:HD11	3:V:269:LEU:HD12	1.98	0.46
3:N:33:PHE:O	3:N:34:MET:C	2.54	0.46
1:I:395:GLU:HB2	1:I:396:PHE:HD1	1.81	0.46
3:O:213:GLY:HA3	3:O:394:TYR:CE1	2.51	0.46

Continued on next page...

Continued from previous page...

Atom-1	Atom-2	Interatomic distance (Å)	Clash overlap (Å)
3:R:42:GLU:HG3	3:R:302:LYS:HB3	1.98	0.46
1:C:278:THR:HG22	1:C:279:GLU:N	2.30	0.46
1:I:278:THR:HG22	1:I:279:GLU:N	2.30	0.46
2:D:400:GLN:HE21	2:D:400:GLN:HA	1.81	0.46
2:B:467:GLU:O	2:B:468:SER:C	2.54	0.46
1:A:558:GLU:OE2	2:B:482:LEU:HD23	2.15	0.46
2:F:467:GLU:O	2:F:468:SER:C	2.54	0.46
2:F:507:LEU:O	2:F:508:SER:C	2.53	0.46
1:K:344:GLN:OE1	1:K:372:LEU:HD23	2.15	0.46
2:L:534:PRO:O	2:L:535:VAL:C	2.53	0.46
2:L:545:LYS:HA	2:L:546:PRO:HD3	1.44	0.46
1:G:556:ASP:O	1:G:557:VAL:C	2.54	0.46
2:H:405:TYR:O	2:H:406:VAL:C	2.53	0.46
2:H:489:VAL:O	2:H:490:LYS:C	2.53	0.46
1:I:532:LYS:CA	1:I:581:LEU:HD13	2.35	0.46
2:J:415:LYS:HG2	2:J:416:ASP:N	2.30	0.46
2:J:465:LEU:O	2:J:466:LEU:C	2.54	0.46
1:C:478:TRP:CA	1:C:478:TRP:CE3	2.98	0.46
2:D:465:LEU:O	2:D:466:LEU:C	2.54	0.46
2:L:308:LEU:HD21	2:L:575:HIS:CG	2.51	0.46
2:B:304:ARG:HG3	2:B:575:HIS:NE2	2.31	0.46
2:B:41:MET:HE3	2:B:72:TYR:HE1	1.81	0.46
2:H:34:VAL:O	2:H:37:VAL:HB	2.16	0.46
1:C:237:VAL:HG22	4:T:86:ARG:HH12	1.80	0.46
1:C:7:LEU:O	1:C:10:LEU:N	2.49	0.46
2:D:34:VAL:O	2:D:37:VAL:HB	2.16	0.46
2:D:556:GLU:HB3	2:D:557:PRO:CD	2.45	0.46
4:S:8:PHE:HE1	4:S:36:MET:HA	1.80	0.46
3:P:62:HIS:CD2	3:P:98:LEU:HD23	2.50	0.46
1:I:79:PHE:O	1:I:80:THR:C	2.54	0.46
2:F:32:GLU:O	2:F:33:ALA:C	2.53	0.46
2:F:58:MET:O	2:F:60:THR:N	2.42	0.46
2:F:136:TYR:CD1	3:O:134:PHE:HE2	2.33	0.46
4:U:61:ARG:HG2	4:U:61:ARG:NH1	2.31	0.46
1:E:10:LEU:O	1:E:11:ILE:C	2.53	0.46
2:L:395:LEU:O	2:L:396:LEU:C	2.53	0.46
2:F:351:ILE:HD11	2:F:384:VAL:HG11	1.97	0.46
2:F:321:MET:O	2:F:323:VAL:N	2.49	0.46
2:F:337:GLU:O	2:F:338:LYS:C	2.53	0.46
2:J:337:GLU:O	2:J:338:LYS:C	2.53	0.46
1:A:187:ASN:HD22	1:A:187:ASN:C	2.19	0.46

Continued on next page...

Continued from previous page...

Atom-1	Atom-2	Interatomic distance (Å)	Clash overlap (Å)
1:G:254:ARG:CB	1:G:295:THR:HG23	2.45	0.46
3:O:380:PHE:HD1	3:O:380:PHE:C	2.19	0.46
2:D:157:GLU:O	2:D:161:PHE:CD1	2.68	0.46
1:I:270:ILE:HG23	1:I:271:LEU:CD2	2.44	0.46
3:P:240:GLN:O	3:P:242:VAL:N	2.48	0.46
2:H:18:LEU:O	2:H:19:LYS:C	2.53	0.46
3:V:380:PHE:C	3:V:380:PHE:CD1	2.87	0.46
1:A:183:LEU:HD23	1:A:183:LEU:HA	1.63	0.46
1:K:467:TYR:OH	1:K:511:SER:CB	2.64	0.46
1:K:215:LEU:O	1:K:216:VAL:C	2.54	0.46
1:K:36:SER:CA	1:K:39:ARG:HG2	2.41	0.46
3:P:32:HIS:ND1	3:P:52:HIS:CD2	2.81	0.46
3:O:194:ILE:HD11	3:O:269:LEU:HD12	1.98	0.46
1:K:310:ILE:C	1:K:312:ILE:N	2.68	0.46
1:K:326:TYR:O	1:K:327:VAL:C	2.54	0.46
4:U:31:MET:CE	4:U:52:TRP:HH2	2.27	0.46
3:P:84:LEU:O	3:P:87:VAL:N	2.49	0.46
3:V:399:GLU:HG3	3:V:401:SER:N	2.29	0.46
3:M:84:LEU:O	3:M:87:VAL:N	2.49	0.46
2:D:436:LEU:O	2:D:436:LEU:HD13	2.16	0.46
1:E:395:GLU:HB2	1:E:396:PHE:HD1	1.81	0.46
1:E:411:TYR:N	1:E:411:TYR:CD1	2.80	0.46
2:B:225:CYS:O	2:B:227:GLY:N	2.49	0.46
1:A:494:GLU:OE1	1:A:494:GLU:HA	2.16	0.46
1:A:278:THR:HG22	1:A:279:GLU:N	2.30	0.46
1:K:330:THR:HG22	1:K:331:SER:N	2.31	0.46
1:G:535:THR:O	1:G:535:THR:HG22	2.15	0.46
1:A:535:THR:CG2	1:A:535:THR:O	2.63	0.46
4:S:147:SER:O	4:S:149:ARG:N	2.49	0.46
3:N:57:PHE:N	3:N:57:PHE:CD1	2.84	0.46
2:B:489:VAL:O	2:B:490:LYS:C	2.53	0.46
2:B:499:THR:O	2:B:500:GLN:C	2.53	0.46
1:E:502:GLU:O	1:E:506:LEU:HG	2.16	0.46
1:E:558:GLU:OE2	2:F:482:LEU:HD23	2.16	0.46
2:F:499:THR:O	2:F:500:GLN:O	2.34	0.46
2:H:499:THR:O	2:H:500:GLN:O	2.34	0.46
2:H:419:ARG:HB3	2:H:548:ILE:HD13	1.98	0.46
2:J:426:GLU:CA	2:J:429:ILE:HD13	2.44	0.46
1:G:233:PRO:CD	2:J:464:GLU:OE2	2.63	0.46
1:C:526:ALA:O	1:C:527:LEU:C	2.54	0.46
2:J:102:ILE:O	2:J:105:LEU:N	2.48	0.46

Continued on next page...

Continued from previous page...

Atom-1	Atom-2	Interatomic distance (Å)	Clash overlap (Å)
2:J:136:TYR:CD1	3:R:134:PHE:HE2	2.33	0.46
2:L:308:LEU:HG	2:L:308:LEU:H	1.61	0.46
2:L:304:ARG:HG3	2:L:575:HIS:NE2	2.31	0.46
2:B:39:ALA:C	2:B:41:MET:H	2.18	0.46
2:H:261:LYS:HA	2:H:567:ILE:HD12	1.97	0.46
4:T:9:SER:O	4:T:10:ARG:C	2.54	0.46
4:Q:107:PHE:CD2	4:Q:107:PHE:N	2.82	0.46
1:G:488:VAL:C	1:G:500:VAL:HG11	2.36	0.46
2:F:110:MET:HE3	2:F:122:LEU:HB2	1.97	0.46
2:F:175:MET:O	2:F:178:ALA:N	2.49	0.46
4:W:112:PHE:O	4:W:113:ILE:C	2.52	0.46
4:W:114:LEU:O	4:W:117:PHE:N	2.44	0.46
4:U:9:SER:O	4:U:10:ARG:C	2.54	0.46
1:E:68:LEU:CG	1:E:69:GLU:H	2.08	0.46
1:E:70:CYS:O	1:E:73:LEU:HB2	2.16	0.46
2:H:351:ILE:HD11	2:H:384:VAL:HG11	1.97	0.46
2:H:390:ARG:NH1	2:H:390:ARG:HG2	2.30	0.46
2:B:394:THR:O	2:B:395:LEU:C	2.54	0.46
2:B:395:LEU:O	2:B:396:LEU:C	2.53	0.46
3:O:323:PRO:HB3	3:O:325:PHE:HE2	1.81	0.46
4:T:132:LEU:O	4:T:133:LYS:C	2.54	0.46
3:V:202:VAL:HG12	3:V:203:PHE:N	2.30	0.46
1:C:310:ILE:C	1:C:312:ILE:N	2.68	0.46
1:E:169:PRO:O	1:E:172:MET:HE2	2.16	0.46
1:E:270:ILE:HG23	1:E:271:LEU:CD2	2.44	0.46
1:E:293:VAL:O	1:E:294:LEU:C	2.54	0.46
1:I:243:PRO:O	1:I:246:GLN:HB2	2.16	0.46
1:I:272:ALA:O	1:I:275:ALA:HB3	2.16	0.46
4:X:71:ILE:HG21	4:X:75:ASP:CB	2.44	0.46
1:A:467:TYR:OH	1:A:511:SER:CB	2.64	0.46
1:C:215:LEU:O	1:C:216:VAL:C	2.54	0.46
3:P:253:ILE:N	3:P:253:ILE:CD1	2.77	0.46
2:J:18:LEU:O	2:J:19:LYS:C	2.53	0.46
3:N:194:ILE:HD11	3:N:269:LEU:HD12	1.98	0.46
3:P:399:GLU:HG3	3:P:401:SER:N	2.29	0.46
3:V:83:PHE:O	3:V:84:LEU:C	2.54	0.46
2:L:436:LEU:O	2:L:436:LEU:HD22	2.16	0.46
2:L:225:CYS:O	2:L:227:GLY:N	2.49	0.46
1:K:278:THR:HG22	1:K:279:GLU:N	2.30	0.46
2:B:79:SER:O	2:B:81:PRO:HD3	2.16	0.46
1:E:386:LEU:O	1:E:387:TYR:C	2.54	0.46

Continued on next page...

Continued from previous page...

Atom-1	Atom-2	Interatomic distance (Å)	Clash overlap (Å)
1:A:353:CYS:C	1:A:355:LYS:N	2.69	0.46
2:B:405:TYR:O	2:B:406:VAL:C	2.53	0.46
1:E:347:ARG:O	1:E:348:SER:C	2.54	0.46
2:F:405:TYR:O	2:F:406:VAL:C	2.53	0.46
1:G:482:GLU:CD	1:G:584:MET:HG2	2.36	0.46
1:G:519:THR:CG2	1:G:520:SER:N	2.79	0.46
2:H:533:ASP:O	2:H:534:PRO:C	2.52	0.46
1:C:522:THR:O	1:C:523:ARG:C	2.53	0.46
2:L:175:MET:O	2:L:178:ALA:CB	2.63	0.46
2:B:308:LEU:HD21	2:B:575:HIS:CG	2.51	0.46
2:B:570:LEU:CD1	3:M:75:ALA:H	2.28	0.46
2:H:130:LEU:HA	2:H:130:LEU:HD23	1.44	0.46
2:H:305:ASN:N	2:H:305:ASN:HD22	2.13	0.46
2:H:305:ASN:ND2	2:H:572:SER:OG	2.49	0.46
4:T:80:THR:O	4:T:81:LEU:C	2.54	0.46
4:T:8:PHE:HE1	4:T:36:MET:HA	1.80	0.46
2:D:38:ILE:O	2:D:42:THR:HG23	2.15	0.46
1:A:7:LEU:O	1:A:10:LEU:N	2.49	0.46
1:G:79:PHE:O	1:G:80:THR:C	2.54	0.46
4:Q:9:SER:O	4:Q:10:ARG:C	2.54	0.46
4:Q:7:LEU:HD21	4:Q:67:PHE:CG	2.51	0.46
1:I:237:VAL:HG22	4:X:86:ARG:HH12	1.80	0.46
1:I:23:GLU:O	1:I:24:ARG:C	2.54	0.46
2:F:144:CYS:C	2:F:148:LEU:HD13	2.36	0.46
4:W:30:LYS:HZ3	4:W:33:ARG:NH2	2.13	0.46
4:W:61:ARG:NH1	4:W:61:ARG:HG2	2.31	0.46
4:W:9:SER:O	4:W:10:ARG:C	2.54	0.46
4:U:114:LEU:O	4:U:117:PHE:N	2.44	0.46
4:U:59:TYR:CD2	4:U:59:TYR:N	2.83	0.46
4:U:7:LEU:CD2	4:U:66:TYR:O	2.64	0.46
3:V:323:PRO:HB3	3:V:325:PHE:HE2	1.81	0.46
2:J:373:ALA:O	2:J:376:ALA:CB	2.63	0.46
2:D:326:VAL:HG22	2:D:361:TYR:CZ	2.50	0.46
3:R:314:ILE:HA	3:R:315:PRO:HD3	1.83	0.46
1:C:176:LEU:N	1:C:177:PRO:CD	2.78	0.46
1:C:257:GLY:O	1:C:299:ILE:HG23	2.16	0.46
1:C:326:TYR:O	1:C:327:VAL:C	2.54	0.46
1:K:243:PRO:O	1:K:246:GLN:HB2	2.16	0.46
1:K:257:GLY:O	1:K:299:ILE:HG23	2.17	0.46
3:M:306:THR:HG22	3:M:349:PRO:CA	2.35	0.46
1:G:243:PRO:O	1:G:246:GLN:HB2	2.16	0.46

Continued on next page...

Continued from previous page...

Atom-1	Atom-2	Interatomic distance (Å)	Clash overlap (Å)
3:O:255:PHE:HD2	3:O:255:PHE:N	2.14	0.46
1:E:189:GLY:O	1:E:190:VAL:C	2.54	0.46
1:E:243:PRO:O	1:E:246:GLN:HB2	2.16	0.46
1:I:172:MET:HB2	1:I:201:MET:CE	2.46	0.46
3:M:241:CYS:O	3:M:255:PHE:CB	2.57	0.46
2:L:18:LEU:N	2:L:18:LEU:CD2	2.78	0.46
1:A:115:THR:HB	1:A:118:VAL:HG23	1.97	0.46
1:K:115:THR:HB	1:K:118:VAL:HG23	1.97	0.46
3:O:83:PHE:CD1	3:O:83:PHE:C	2.89	0.46
2:J:436:LEU:HD13	2:J:436:LEU:O	2.16	0.46
2:D:225:CYS:O	2:D:227:GLY:N	2.49	0.46
3:P:162:GLU:CG	3:P:163:GLY:N	2.79	0.46
3:V:42:GLU:HG3	3:V:302:LYS:HB3	1.98	0.46
1:E:223:LEU:O	1:E:224:LYS:C	2.54	0.46
1:C:330:THR:HG22	1:C:331:SER:N	2.31	0.46
4:T:96:GLY:O	4:T:97:SER:C	2.55	0.46
1:A:551:TYR:C	1:A:553:SER:N	2.68	0.46
1:A:386:LEU:O	1:A:387:TYR:C	2.54	0.46
2:J:400:GLN:HA	2:J:400:GLN:HE21	1.81	0.46
1:A:502:GLU:O	1:A:506:LEU:HG	2.16	0.45
2:B:483:GLN:N	2:B:483:GLN:OE1	2.49	0.45
1:E:526:ALA:O	1:E:527:LEU:C	2.54	0.45
1:K:508:ILE:O	1:K:509:LEU:C	2.54	0.45
2:L:414:ILE:O	2:L:415:LYS:C	2.53	0.45
2:L:419:ARG:HB3	2:L:548:ILE:HD13	1.98	0.45
2:L:506:VAL:O	2:L:507:LEU:C	2.53	0.45
1:G:353:CYS:C	1:G:355:LYS:N	2.69	0.45
1:G:502:GLU:HG3	1:G:537:PHE:CD2	2.50	0.45
2:H:467:GLU:O	2:H:468:SER:C	2.54	0.45
1:I:430:GLY:O	1:I:433:VAL:N	2.46	0.45
1:I:458:ARG:O	1:I:459:LEU:C	2.55	0.45
1:I:526:ALA:O	1:I:529:ALA:N	2.49	0.45
2:J:483:GLN:OE1	2:J:483:GLN:N	2.49	0.45
2:D:415:LYS:HG2	2:D:416:ASP:N	2.30	0.45
2:J:570:LEU:CD1	3:R:75:ALA:H	2.28	0.45
2:L:305:ASN:HD22	2:L:305:ASN:N	2.13	0.45
3:V:126:THR:CG2	3:V:131:LEU:HD13	2.40	0.45
2:B:179:ASN:HD22	2:B:179:ASN:N	2.14	0.45
3:M:131:LEU:C	3:M:133:GLU:N	2.68	0.45
2:H:311:GLN:CG	2:H:555:ILE:HD12	2.45	0.45
2:D:112:CYS:C	2:D:113:ILE:HD12	2.37	0.45

Continued on next page...

Continued from previous page...

Atom-1	Atom-2	Interatomic distance (Å)	Clash overlap (Å)
4:S:35:LEU:O	4:S:36:MET:C	2.53	0.45
4:S:9:SER:O	4:S:10:ARG:C	2.54	0.45
1:G:46:ARG:O	1:G:50:VAL:HG23	2.16	0.45
1:G:70:CYS:O	1:G:73:LEU:HB2	2.16	0.45
4:X:9:SER:O	4:X:10:ARG:C	2.54	0.45
2:F:305:ASN:ND2	2:F:572:SER:OG	2.49	0.45
3:O:126:THR:CG2	3:O:131:LEU:HD13	2.40	0.45
4:W:7:LEU:HD21	4:W:67:PHE:CG	2.51	0.45
1:E:57:HIS:C	1:E:59:LEU:N	2.70	0.45
3:M:104:ARG:CA	3:M:107:PHE:CE1	2.94	0.45
3:N:106:ASN:O	3:N:109:ILE:CG1	2.65	0.45
2:B:351:ILE:HD11	2:B:384:VAL:HG11	1.97	0.45
2:B:321:MET:O	2:B:323:VAL:N	2.49	0.45
3:P:109:ILE:HD13	3:P:139:GLY:HA3	1.98	0.45
4:Q:132:LEU:O	4:Q:133:LYS:C	2.54	0.45
4:S:132:LEU:O	4:S:133:LYS:C	2.54	0.45
2:J:395:LEU:O	2:J:396:LEU:C	2.53	0.45
1:A:151:SER:O	1:A:152:TYR:C	2.53	0.45
1:A:257:GLY:O	1:A:299:ILE:HG23	2.16	0.45
1:E:272:ALA:O	1:E:275:ALA:HB3	2.16	0.45
1:E:324:ILE:O	1:E:325:ARG:C	2.54	0.45
2:F:18:LEU:O	2:F:19:LYS:C	2.53	0.45
1:I:189:GLY:O	1:I:190:VAL:C	2.54	0.45
1:I:198:LEU:O	1:I:201:MET:HB2	2.17	0.45
1:G:467:TYR:OH	1:G:511:SER:CB	2.64	0.45
1:C:467:TYR:OH	1:C:511:SER:CB	2.64	0.45
2:J:239:SER:O	2:J:243:ARG:HG2	2.16	0.45
3:P:194:ILE:HD11	3:P:269:LEU:HD12	1.98	0.45
3:V:386:THR:CG2	3:V:389:GLY:H	2.21	0.45
1:A:395:GLU:HB2	1:A:396:PHE:HD1	1.80	0.45
2:H:225:CYS:O	2:H:227:GLY:N	2.49	0.45
3:N:162:GLU:CG	3:N:163:GLY:N	2.79	0.45
3:V:213:GLY:HA3	3:V:394:TYR:CE1	2.51	0.45
3:O:42:GLU:HG3	3:O:302:LYS:HB3	1.98	0.45
1:C:551:TYR:C	1:C:553:SER:H	2.20	0.45
1:K:185:GLU:HG3	1:K:186:LYS:N	2.30	0.45
4:U:147:SER:O	4:U:149:ARG:N	2.49	0.45
3:V:57:PHE:N	3:V:57:PHE:CD1	2.84	0.45
2:B:400:GLN:HE21	2:B:400:GLN:HA	1.81	0.45
4:W:65:LEU:HD12	4:W:65:LEU:HA	1.75	0.45
4:Q:65:LEU:HA	4:Q:65:LEU:HD12	1.75	0.45

Continued on next page...

Continued from previous page...

Atom-1	Atom-2	Interatomic distance (Å)	Clash overlap (Å)
1:K:406:LEU:HA	1:K:406:LEU:HD23	1.81	0.45
1:K:482:GLU:CD	1:K:584:MET:HG2	2.36	0.45
1:K:526:ALA:O	1:K:529:ALA:N	2.49	0.45
2:L:499:THR:O	2:L:500:GLN:O	2.34	0.45
2:L:533:ASP:O	2:L:534:PRO:C	2.52	0.45
1:G:526:ALA:O	1:G:529:ALA:N	2.49	0.45
2:H:411:ILE:CD1	2:H:411:ILE:H	2.28	0.45
1:I:508:ILE:O	1:I:509:LEU:C	2.54	0.45
1:I:556:ASP:O	1:I:557:VAL:C	2.54	0.45
2:J:467:GLU:O	2:J:468:SER:C	2.54	0.45
1:C:451:MET:N	1:C:451:MET:SD	2.85	0.45
2:L:139:LYS:HE2	2:L:175:MET:HG2	1.98	0.45
2:B:115:VAL:HG12	2:B:116:ASP:N	2.31	0.45
2:B:139:LYS:HE2	2:B:175:MET:HG2	1.98	0.45
2:H:128:LYS:O	2:H:129:CYS:C	2.55	0.45
2:H:151:ILE:HG22	2:H:152:ASN:N	2.32	0.45
2:H:307:ASN:ND2	2:H:344:ARG:NH1	2.62	0.45
2:H:38:ILE:O	2:H:42:THR:HG23	2.16	0.45
1:C:19:THR:O	1:C:22:GLU:N	2.50	0.45
4:T:61:ARG:NH1	4:T:61:ARG:HG2	2.31	0.45
2:D:144:CYS:C	2:D:148:LEU:HD13	2.36	0.45
2:D:151:ILE:HG22	2:D:152:ASN:N	2.32	0.45
2:D:139:LYS:HE2	2:D:175:MET:HG2	1.98	0.45
1:A:488:VAL:C	1:A:500:VAL:HG11	2.36	0.45
1:A:103:MET:HA	1:A:103:MET:HE3	1.98	0.45
1:A:13:THR:C	1:A:26:MET:HE1	2.34	0.45
4:S:87:TYR:CE2	4:S:91:LEU:HD11	2.50	0.45
4:Q:31:MET:HE3	4:Q:53:ARG:NH1	2.31	0.45
4:Q:59:TYR:CD2	4:Q:59:TYR:N	2.83	0.45
4:Q:86:ARG:O	4:Q:87:TYR:C	2.52	0.45
1:I:10:LEU:O	1:I:11:ILE:C	2.53	0.45
1:I:46:ARG:O	1:I:50:VAL:HG23	2.16	0.45
2:F:308:LEU:HD21	2:F:575:HIS:CG	2.51	0.45
1:E:68:LEU:HG	1:E:69:GLU:N	2.14	0.45
4:U:7:LEU:HD21	4:U:67:PHE:CG	2.51	0.45
2:L:321:MET:O	2:L:323:VAL:N	2.49	0.45
3:M:100:GLU:O	3:M:101:GLU:C	2.53	0.45
3:P:106:ASN:O	3:P:109:ILE:CG1	2.65	0.45
2:H:155:MET:H	2:H:158:ASP:CB	2.29	0.45
2:D:337:GLU:O	2:D:338:LYS:C	2.53	0.45
1:C:243:PRO:O	1:C:246:GLN:HB2	2.16	0.45

Continued on next page...

Continued from previous page...

Atom-1	Atom-2	Interatomic distance (Å)	Clash overlap (Å)
1:C:254:ARG:CB	1:C:295:THR:HG23	2.45	0.45
1:K:247:VAL:O	1:K:250:LEU:N	2.49	0.45
1:G:247:VAL:O	1:G:250:LEU:N	2.49	0.45
3:V:255:PHE:N	3:V:255:PHE:HD2	2.14	0.45
1:E:187:ASN:C	1:E:187:ASN:HD22	2.19	0.45
1:E:197:LEU:CD1	1:E:197:LEU:C	2.85	0.45
2:B:18:LEU:N	2:B:18:LEU:CD2	2.78	0.45
2:B:18:LEU:O	2:B:19:LYS:C	2.53	0.45
2:L:18:LEU:O	2:L:19:LYS:C	2.53	0.45
3:O:33:PHE:O	3:O:34:MET:C	2.54	0.45
1:I:331:SER:O	1:I:332:LEU:C	2.52	0.45
3:M:33:PHE:O	3:M:34:MET:C	2.54	0.45
3:R:83:PHE:C	3:R:83:PHE:CD1	2.89	0.45
3:M:83:PHE:O	3:M:84:LEU:C	2.54	0.45
2:H:436:LEU:HD22	2:H:436:LEU:O	2.16	0.45
1:K:395:GLU:HB2	1:K:396:PHE:HD1	1.81	0.45
2:D:7:PHE:HD2	4:T:99:CYS:HA	1.81	0.45
2:H:45:LYS:HG2	2:H:46:ASP:N	2.30	0.45
2:H:97:ASP:HA	2:H:98:PRO:HD3	1.51	0.45
1:E:279:GLU:OE1	1:E:279:GLU:N	2.45	0.45
2:L:59:GLN:HE21	2:L:59:GLN:HB3	1.59	0.45
4:S:96:GLY:O	4:S:97:SER:C	2.55	0.45
1:A:293:VAL:O	1:A:294:LEU:C	2.54	0.45
1:A:324:ILE:O	1:A:325:ARG:C	2.54	0.45
1:A:509:LEU:HD12	1:A:530:ILE:HG12	1.97	0.45
1:A:519:THR:CG2	1:A:520:SER:N	2.79	0.45
1:A:556:ASP:O	1:A:557:VAL:C	2.54	0.45
1:K:353:CYS:C	1:K:355:LYS:N	2.69	0.45
1:K:458:ARG:O	1:K:459:LEU:C	2.55	0.45
2:L:415:LYS:HG2	2:L:416:ASP:N	2.30	0.45
2:H:483:GLN:N	2:H:483:GLN:OE1	2.49	0.45
1:I:502:GLU:OE1	1:I:537:PHE:HB3	2.17	0.45
2:J:534:PRO:O	2:J:535:VAL:C	2.54	0.45
1:C:353:CYS:C	1:C:355:LYS:N	2.69	0.45
1:C:502:GLU:O	1:C:506:LEU:HG	2.16	0.45
2:J:112:CYS:C	2:J:113:ILE:HD12	2.37	0.45
2:J:144:CYS:C	2:J:148:LEU:HD13	2.36	0.45
2:J:305:ASN:N	2:J:305:ASN:HD22	2.13	0.45
2:L:112:CYS:C	2:L:113:ILE:HD12	2.37	0.45
2:L:122:LEU:HG	2:L:123:CYS:N	2.32	0.45
2:B:175:MET:O	2:B:178:ALA:N	2.49	0.45

Continued on next page...

Continued from previous page...

Atom-1	Atom-2	Interatomic distance (Å)	Clash overlap (Å)
2:H:570:LEU:CD1	3:P:74:ASN:HA	2.44	0.45
1:C:23:GLU:O	1:C:24:ARG:C	2.54	0.45
1:C:27:ILE:HD12	1:C:61:TYR:CZ	2.50	0.45
2:D:179:ASN:N	2:D:179:ASN:HD22	2.14	0.45
2:D:305:ASN:ND2	2:D:572:SER:OG	2.49	0.45
4:S:80:THR:O	4:S:83:LEU:N	2.47	0.45
4:Q:61:ARG:HG2	4:Q:61:ARG:NH1	2.31	0.45
4:Q:87:TYR:CE2	4:Q:91:LEU:HD11	2.50	0.45
2:F:179:ASN:H	2:F:179:ASN:HD22	1.64	0.45
2:F:179:ASN:N	2:F:179:ASN:HD22	2.14	0.45
2:F:304:ARG:HG2	2:F:573:VAL:CA	2.47	0.45
1:K:140:GLY:O	1:K:141:GLU:C	2.53	0.45
4:U:35:LEU:O	4:U:36:MET:C	2.53	0.45
3:N:109:ILE:HD13	3:N:139:GLY:HA3	1.98	0.45
3:R:202:VAL:HG12	3:R:203:PHE:N	2.30	0.45
1:A:198:LEU:O	1:A:201:MET:HB2	2.17	0.45
1:A:272:ALA:O	1:A:275:ALA:HB3	2.16	0.45
1:C:152:TYR:HA	1:C:155:LYS:CE	2.47	0.45
1:C:247:VAL:O	1:C:250:LEU:N	2.49	0.45
1:G:172:MET:HB2	1:G:201:MET:CE	2.46	0.45
4:Q:56:LYS:O	4:Q:71:ILE:N	2.43	0.45
3:O:416:GLY:C	3:O:418:TYR:N	2.65	0.45
1:E:152:TYR:HA	1:E:155:LYS:CE	2.47	0.45
1:E:172:MET:HB2	1:E:201:MET:CE	2.46	0.45
1:I:247:VAL:O	1:I:250:LEU:N	2.49	0.45
3:N:380:PHE:CE1	3:N:414:GLN:C	2.86	0.45
3:R:380:PHE:C	3:R:380:PHE:HD1	2.19	0.45
3:R:196:GLY:HA3	3:R:267:TYR:CZ	2.52	0.45
1:C:466:ASP:O	1:C:467:TYR:CD1	2.53	0.45
1:I:215:LEU:O	1:I:216:VAL:C	2.54	0.45
2:J:200:LYS:HB2	2:J:203:SER:HG	1.80	0.45
1:K:293:VAL:O	1:K:294:LEU:C	2.54	0.45
2:D:18:LEU:O	2:D:19:LYS:C	2.53	0.45
3:N:196:GLY:HA3	3:N:267:TYR:CZ	2.52	0.45
1:I:310:ILE:C	1:I:312:ILE:N	2.68	0.45
3:N:173:LEU:C	3:N:174:ASP:OD2	2.55	0.45
3:N:84:LEU:O	3:N:87:VAL:N	2.49	0.45
3:P:83:PHE:O	3:P:84:LEU:C	2.54	0.45
2:F:436:LEU:C	2:F:436:LEU:CD1	2.83	0.45
2:J:436:LEU:O	2:J:436:LEU:HD22	2.16	0.45
1:K:351:VAL:HG23	1:K:352:ASP:N	2.32	0.45

Continued on next page...

Continued from previous page...

Atom-1	Atom-2	Interatomic distance (Å)	Clash overlap (Å)
4:U:100:GLU:O	4:U:103:ILE:N	2.50	0.45
3:P:213:GLY:HA3	3:P:394:TYR:CE1	2.51	0.45
1:I:223:LEU:O	1:I:224:LYS:C	2.54	0.45
1:E:535:THR:O	1:E:535:THR:HG22	2.15	0.45
2:J:6:TYR:O	2:J:8:THR:OG1	2.35	0.45
4:W:147:SER:O	4:W:149:ARG:N	2.49	0.45
1:K:555:ILE:H	1:K:555:ILE:HG13	1.51	0.45
3:M:57:PHE:N	3:M:57:PHE:CD1	2.84	0.45
2:B:483:GLN:O	2:B:484:LEU:C	2.55	0.45
2:F:411:ILE:HD12	2:F:411:ILE:N	2.30	0.45
1:K:425:VAL:HG13	1:K:426:LEU:HD22	1.96	0.45
1:G:458:ARG:O	1:G:459:LEU:C	2.55	0.45
2:J:414:ILE:O	2:J:415:LYS:C	2.53	0.45
1:C:526:ALA:O	1:C:529:ALA:N	2.50	0.45
2:J:27:LYS:HA	2:J:30:LYS:HD2	1.97	0.45
2:J:34:VAL:O	2:J:37:VAL:HB	2.16	0.45
2:J:563:LEU:C	2:J:565:CYS:N	2.70	0.45
2:B:102:ILE:HG22	2:B:103:ARG:N	2.32	0.45
2:B:112:CYS:C	2:B:113:ILE:HD12	2.37	0.45
2:H:124:GLU:HB2	2:H:125:PRO:CD	2.36	0.45
2:D:136:TYR:CD1	3:N:134:PHE:HE2	2.33	0.45
1:A:11:ILE:CA	1:A:14:ILE:HD13	2.40	0.45
1:A:236:ASP:CG	1:A:237:VAL:N	2.69	0.45
1:A:70:CYS:O	1:A:73:LEU:HB2	2.16	0.45
4:S:61:ARG:NH1	4:S:61:ARG:HG2	2.31	0.45
4:Q:30:LYS:NZ	4:Q:30:LYS:HB2	2.30	0.45
2:F:34:VAL:O	2:F:37:VAL:HB	2.16	0.45
3:V:106:ASN:O	3:V:109:ILE:CG1	2.65	0.45
3:V:109:ILE:HD13	3:V:139:GLY:HA3	1.99	0.45
2:L:391:CYS:O	2:L:394:THR:N	2.50	0.45
3:P:104:ARG:O	3:P:107:PHE:CE1	2.70	0.45
2:L:27:LYS:HA	2:L:30:LYS:HD2	1.97	0.45
2:D:321:MET:O	2:D:323:VAL:N	2.49	0.45
3:N:202:VAL:HG12	3:N:203:PHE:N	2.30	0.45
1:C:151:SER:O	1:C:152:TYR:C	2.53	0.45
1:C:257:GLY:O	1:C:258:ARG:C	2.55	0.45
1:K:172:MET:HB2	1:K:201:MET:CE	2.46	0.45
1:K:169:PRO:O	1:K:172:MET:HE2	2.17	0.45
3:M:173:LEU:C	3:M:174:ASP:OD2	2.55	0.45
3:V:83:PHE:C	3:V:83:PHE:CD1	2.89	0.45
3:N:285:LYS:O	3:N:286:HIS:CB	2.63	0.45

Continued on next page...

Continued from previous page...

Atom-1	Atom-2	Interatomic distance (Å)	Clash overlap (Å)
2:L:436:LEU:O	2:L:436:LEU:HD13	2.16	0.45
3:M:384:TYR:N	3:M:384:TYR:HD2	2.15	0.45
3:M:384:TYR:CA	3:M:411:TYR:HB2	2.44	0.45
1:G:479:CYS:O	1:G:483:TYR:N	2.31	0.45
1:I:411:TYR:N	1:I:411:TYR:CD1	2.80	0.45
2:J:225:CYS:O	2:J:227:GLY:N	2.49	0.45
3:M:162:GLU:CG	3:M:163:GLY:N	2.79	0.45
3:R:213:GLY:HA3	3:R:394:TYR:CE1	2.51	0.45
3:N:213:GLY:HA3	3:N:394:TYR:CE1	2.51	0.45
2:J:97:ASP:HA	2:J:98:PRO:HD3	1.52	0.45
3:M:42:GLU:HG3	3:M:302:LYS:HB3	1.98	0.45
1:K:551:TYR:C	1:K:553:SER:H	2.20	0.45
2:F:79:SER:O	2:F:81:PRO:HD3	2.16	0.45
1:A:502:GLU:OE1	1:A:537:PHE:HB3	2.17	0.45
1:E:426:LEU:O	1:E:428:THR:N	2.50	0.45
1:E:519:THR:CG2	1:E:520:SER:N	2.79	0.45
2:F:490:LYS:NZ	2:F:545:LYS:HZ2	2.14	0.45
2:F:545:LYS:HA	2:F:546:PRO:HD3	1.44	0.45
1:K:502:GLU:OE1	1:K:537:PHE:HB3	2.17	0.45
1:I:353:CYS:C	1:I:355:LYS:N	2.69	0.45
1:C:482:GLU:CD	1:C:584:MET:HG2	2.36	0.45
1:C:519:THR:CG2	1:C:520:SER:N	2.79	0.45
1:C:482:GLU:OE1	1:C:532:LYS:HE2	2.16	0.45
2:J:102:ILE:HG22	2:J:103:ARG:N	2.31	0.45
2:J:71:LEU:O	2:J:72:TYR:C	2.53	0.45
2:L:102:ILE:O	2:L:104:ALA:N	2.50	0.45
2:L:179:ASN:HD22	2:L:179:ASN:H	1.64	0.45
2:L:563:LEU:C	2:L:565:CYS:N	2.70	0.45
2:L:136:TYR:CD1	3:V:134:PHE:HE2	2.33	0.45
1:I:488:VAL:C	1:I:500:VAL:HG11	2.36	0.45
2:B:179:ASN:HD22	2:B:179:ASN:H	1.64	0.45
1:C:236:ASP:CG	1:C:237:VAL:N	2.69	0.45
1:C:46:ARG:O	1:C:50:VAL:HG23	2.16	0.45
4:T:7:LEU:CD2	4:T:66:TYR:O	2.64	0.45
2:D:102:ILE:HG22	2:D:103:ARG:N	2.32	0.45
2:D:102:ILE:O	2:D:104:ALA:N	2.50	0.45
2:D:115:VAL:HG12	2:D:116:ASP:N	2.31	0.45
2:D:313:ARG:HB2	2:D:316:ILE:HD11	1.99	0.45
1:A:79:PHE:CE2	1:A:83:ARG:HD2	2.52	0.45
1:G:236:ASP:CG	1:G:237:VAL:N	2.69	0.45
1:G:57:HIS:C	1:G:59:LEU:N	2.70	0.45

Continued on next page...

Continued from previous page...

Atom-1	Atom-2	Interatomic distance (Å)	Clash overlap (Å)
3:R:323:PRO:HG2	3:R:334:TRP:CE3	2.52	0.45
1:I:236:ASP:CG	1:I:237:VAL:N	2.69	0.45
4:X:61:ARG:HG2	4:X:61:ARG:NH1	2.31	0.45
2:F:102:ILE:O	2:F:104:ALA:N	2.50	0.45
2:F:313:ARG:HB2	2:F:316:ILE:HD11	1.99	0.45
1:K:5:ILE:O	1:K:52:LYS:NZ	2.46	0.45
1:E:236:ASP:CG	1:E:237:VAL:N	2.69	0.45
3:R:104:ARG:O	3:R:107:PHE:CE1	2.70	0.45
2:H:327:LYS:HB2	2:H:330:ASP:OD1	2.15	0.45
2:D:285:ALA:CB	2:D:286:PRO:CD	2.87	0.45
1:C:272:ALA:O	1:C:275:ALA:HB3	2.16	0.45
1:K:195:VAL:O	1:K:196:VAL:C	2.55	0.45
1:K:272:ALA:O	1:K:275:ALA:HB3	2.16	0.45
3:N:240:GLN:C	3:N:242:VAL:H	2.20	0.45
3:N:255:PHE:HD2	3:N:255:PHE:N	2.14	0.45
1:G:183:LEU:HD23	1:G:183:LEU:HA	1.63	0.45
1:A:215:LEU:O	1:A:216:VAL:C	2.54	0.45
3:M:194:ILE:HD11	3:M:269:LEU:HD12	1.98	0.45
2:L:241:CYS:C	2:L:243:ARG:N	2.70	0.45
1:I:324:ILE:O	1:I:325:ARG:C	2.54	0.45
1:A:147:LYS:CE	1:A:147:LYS:HA	2.39	0.45
2:D:208:LEU:HD11	2:D:243:ARG:CD	2.41	0.45
4:X:100:GLU:O	4:X:103:ILE:N	2.50	0.45
4:S:100:GLU:O	4:S:103:ILE:N	2.50	0.45
4:W:100:GLU:O	4:W:103:ILE:N	2.50	0.45
1:K:494:GLU:OE1	1:K:494:GLU:HA	2.16	0.45
2:L:6:TYR:O	2:L:8:THR:OG1	2.35	0.45
2:L:79:SER:O	2:L:81:PRO:HD3	2.16	0.45
2:B:419:ARG:HB3	2:B:548:ILE:HD13	1.98	0.45
2:F:519:LEU:C	2:F:519:LEU:HD13	2.36	0.45
2:L:465:LEU:O	2:L:466:LEU:C	2.54	0.45
2:L:483:GLN:O	2:L:484:LEU:C	2.55	0.45
1:G:382:MET:SD	1:G:404:ILE:HG23	2.57	0.45
2:H:451:ILE:O	2:H:452:VAL:C	2.53	0.45
2:H:483:GLN:O	2:H:484:LEU:C	2.55	0.45
1:I:482:GLU:OE1	1:I:532:LYS:HE2	2.16	0.45
1:C:506:LEU:HD23	1:C:506:LEU:N	2.32	0.45
1:C:508:ILE:O	1:C:509:LEU:C	2.54	0.45
2:D:483:GLN:OE1	2:D:483:GLN:N	2.49	0.45
2:J:220:ILE:N	2:J:220:ILE:HD12	2.31	0.45
2:J:305:ASN:ND2	2:J:572:SER:OG	2.49	0.45

Continued on next page...

Continued from previous page...

Atom-1	Atom-2	Interatomic distance (Å)	Clash overlap (Å)
2:B:128:LYS:O	2:B:129:CYS:C	2.55	0.45
2:B:220:ILE:HD12	2:B:220:ILE:N	2.32	0.45
2:B:305:ASN:N	2:B:305:ASN:HD22	2.13	0.45
2:H:102:ILE:O	2:H:104:ALA:N	2.50	0.45
2:H:304:ARG:HG2	2:H:573:VAL:CA	2.47	0.45
1:C:79:PHE:CE2	1:C:83:ARG:HD2	2.52	0.45
4:T:7:LEU:HD21	4:T:67:PHE:CG	2.51	0.45
4:T:90:LEU:H	4:T:90:LEU:HD22	1.79	0.45
1:I:79:PHE:CE2	1:I:83:ARG:HD2	2.52	0.45
4:X:90:LEU:CD2	4:X:90:LEU:N	2.79	0.45
2:F:115:VAL:HG12	2:F:116:ASP:N	2.31	0.45
2:F:220:ILE:HD12	2:F:220:ILE:N	2.32	0.45
2:F:567:ILE:HA	2:F:572:SER:OG	2.17	0.45
1:K:237:VAL:HG22	4:W:86:ARG:HH12	1.80	0.45
1:K:27:ILE:HD12	1:K:61:TYR:CZ	2.50	0.45
4:W:7:LEU:CD2	4:W:66:TYR:O	2.64	0.45
4:U:80:THR:O	4:U:81:LEU:C	2.54	0.45
3:R:106:ASN:O	3:R:109:ILE:CG1	2.65	0.45
2:H:321:MET:O	2:H:323:VAL:N	2.49	0.45
3:M:109:ILE:HD13	3:M:139:GLY:HA3	1.98	0.45
2:B:392:VAL:O	2:B:395:LEU:N	2.50	0.45
2:D:373:ALA:O	2:D:376:ALA:CB	2.63	0.45
1:A:195:VAL:O	1:A:196:VAL:C	2.55	0.45
1:A:264:SER:O	1:A:266:ALA:N	2.50	0.45
1:C:172:MET:HB2	1:C:201:MET:CE	2.46	0.45
1:C:187:ASN:ND2	1:C:189:GLY:H	2.15	0.45
1:C:198:LEU:O	1:C:201:MET:HB2	2.17	0.45
1:K:252:LEU:C	1:K:252:LEU:HD23	2.37	0.45
1:K:257:GLY:O	1:K:258:ARG:C	2.55	0.45
1:G:252:LEU:C	1:G:252:LEU:HD23	2.37	0.45
1:E:198:LEU:O	1:E:201:MET:HB2	2.17	0.45
1:I:197:LEU:CD1	1:I:197:LEU:C	2.85	0.45
1:G:35:ARG:CD	1:G:65:PHE:HE2	2.21	0.45
3:O:196:GLY:HA3	3:O:267:TYR:CZ	2.52	0.45
2:F:241:CYS:C	2:F:243:ARG:N	2.70	0.45
2:H:241:CYS:C	2:H:243:ARG:N	2.70	0.45
3:R:173:LEU:C	3:R:174:ASP:OD2	2.55	0.45
1:G:44:THR:O	1:G:45:TYR:CB	2.65	0.45
2:B:9:THR:HG22	2:B:11:LYS:N	2.29	0.45
3:M:213:GLY:HA3	3:M:394:TYR:CE1	2.51	0.45
4:Q:96:GLY:O	4:Q:97:SER:C	2.55	0.45

Continued on next page...

Continued from previous page...

Atom-1	Atom-2	Interatomic distance (Å)	Clash overlap (Å)
2:H:6:TYR:O	2:H:8:THR:OG1	2.35	0.45
1:A:330:THR:HG22	1:A:331:SER:N	2.31	0.45
1:A:482:GLU:OE1	1:A:532:LYS:HE2	2.16	0.45
1:E:478:TRP:CZ3	2:F:521:ASP:OD1	2.70	0.45
1:K:382:MET:SD	1:K:404:ILE:HG23	2.57	0.45
1:K:448:SER:HB3	1:K:451:MET:HE1	1.99	0.45
1:K:519:THR:CG2	1:K:520:SER:N	2.79	0.45
1:K:522:THR:O	1:K:523:ARG:C	2.53	0.45
1:K:482:GLU:OE1	1:K:532:LYS:HE2	2.16	0.45
1:G:439:PRO:O	1:G:440:ASN:C	2.55	0.45
2:H:486:THR:OG1	2:H:522:ARG:NH2	2.50	0.45
1:I:406:LEU:HD23	1:I:406:LEU:HA	1.81	0.45
1:I:557:VAL:HG22	2:J:419:ARG:NH1	2.32	0.45
1:I:565:GLU:OE2	2:J:522:ARG:NH2	2.30	0.45
2:J:483:GLN:O	2:J:487:ALA:N	2.45	0.45
1:C:405:PHE:O	1:C:406:LEU:C	2.54	0.45
2:D:449:ILE:O	2:D:450:TRP:C	2.52	0.45
2:J:128:LYS:O	2:J:129:CYS:C	2.55	0.45
2:L:219:GLN:OE1	2:L:255:VAL:HG11	2.17	0.45
2:B:313:ARG:HB2	2:B:316:ILE:HD11	1.99	0.45
2:H:179:ASN:HD22	2:H:179:ASN:H	1.64	0.45
2:H:54:VAL:O	2:H:57:CYS:HB3	2.17	0.45
1:C:70:CYS:O	1:C:73:LEU:HB2	2.16	0.45
1:C:79:PHE:O	1:C:82:LYS:N	2.50	0.45
2:D:219:GLN:OE1	2:D:255:VAL:HG11	2.17	0.45
2:D:230:MET:CE	2:D:240:ILE:HD12	2.47	0.45
1:A:5:ILE:HD12	1:A:30:GLU:OE1	2.17	0.45
4:Q:8:PHE:HE1	4:Q:36:MET:HA	1.80	0.45
4:Q:53:ARG:O	4:Q:54:ASP:CB	2.63	0.45
4:Q:7:LEU:HA	4:Q:7:LEU:HD23	1.55	0.45
2:F:128:LYS:O	2:F:129:CYS:C	2.55	0.45
1:K:19:THR:O	1:K:22:GLU:N	2.50	0.45
1:K:23:GLU:O	1:K:24:ARG:C	2.54	0.45
1:K:6:ARG:CZ	3:P:336:PRO:HB2	2.47	0.45
3:O:109:ILE:HD13	3:O:139:GLY:HA3	1.98	0.45
2:L:394:THR:O	2:L:395:LEU:C	2.54	0.45
3:M:106:ASN:O	3:M:109:ILE:CG1	2.65	0.45
3:O:323:PRO:HG2	3:O:334:TRP:CE3	2.52	0.45
2:D:392:VAL:O	2:D:395:LEU:N	2.50	0.45
3:P:203:PHE:N	3:P:203:PHE:CD1	2.83	0.45
3:P:204:LEU:HA	3:P:204:LEU:HD23	1.73	0.45

Continued on next page...

Continued from previous page...

Atom-1	Atom-2	Interatomic distance (Å)	Clash overlap (Å)
1:C:197:LEU:C	1:C:197:LEU:CD1	2.85	0.45
1:K:189:GLY:O	1:K:190:VAL:C	2.54	0.45
1:K:198:LEU:O	1:K:201:MET:HB2	2.16	0.45
1:K:264:SER:O	1:K:266:ALA:N	2.50	0.45
1:G:187:ASN:ND2	1:G:189:GLY:H	2.15	0.45
1:G:264:SER:O	1:G:266:ALA:N	2.50	0.45
1:E:257:GLY:O	1:E:258:ARG:C	2.55	0.45
1:I:187:ASN:ND2	1:I:189:GLY:H	2.15	0.45
1:I:252:LEU:C	1:I:252:LEU:HD23	2.37	0.45
3:N:380:PHE:HD1	3:N:380:PHE:C	2.19	0.45
1:I:35:ARG:CD	1:I:65:PHE:HE2	2.21	0.45
3:V:33:PHE:O	3:V:34:MET:C	2.54	0.45
3:M:144:THR:CG2	3:M:145:GLY:N	2.73	0.45
4:U:50:LEU:HD22	4:U:52:TRP:HB2	1.99	0.45
3:V:173:LEU:C	3:V:174:ASP:OD2	2.55	0.45
3:O:173:LEU:C	3:O:174:ASP:OD2	2.55	0.45
3:V:321:ASP:OD1	3:V:322:SER:N	2.38	0.45
4:Q:100:GLU:O	4:Q:103:ILE:N	2.50	0.45
2:D:45:LYS:HG2	2:D:46:ASP:N	2.30	0.45
1:A:223:LEU:O	1:A:224:LYS:C	2.54	0.45
1:C:494:GLU:OE1	1:C:494:GLU:HA	2.16	0.45
1:K:386:LEU:O	1:K:387:TYR:C	2.54	0.45
4:W:96:GLY:O	4:W:97:SER:C	2.55	0.45
2:B:478:THR:CA	2:B:481:GLN:HE21	2.18	0.45
2:B:486:THR:OG1	2:B:522:ARG:NH2	2.50	0.45
1:E:526:ALA:O	1:E:529:ALA:N	2.49	0.45
1:K:561:GLN:HG3	1:K:565:GLU:OE2	2.17	0.45
1:K:566:TYR:O	1:K:567:ASN:C	2.55	0.45
1:G:426:LEU:O	1:G:428:THR:N	2.50	0.45
1:G:416:ARG:HD3	1:G:454:TYR:HE1	1.82	0.45
1:G:508:ILE:O	1:G:509:LEU:C	2.54	0.45
1:G:502:GLU:HG3	1:G:537:PHE:CE2	2.52	0.45
1:G:478:TRP:CZ3	2:H:521:ASP:OD1	2.70	0.45
1:I:426:LEU:O	1:I:428:THR:N	2.50	0.45
1:C:533:LEU:O	1:C:534:SER:C	2.56	0.45
1:K:488:VAL:C	1:K:500:VAL:HG11	2.36	0.45
2:J:567:ILE:HA	2:J:572:SER:OG	2.17	0.45
2:L:179:ASN:N	2:L:179:ASN:HD22	2.14	0.45
2:L:311:GLN:CD	2:L:555:ILE:HB	2.38	0.45
2:H:112:CYS:C	2:H:113:ILE:HD12	2.37	0.45
2:H:27:LYS:HA	2:H:30:LYS:HD2	1.97	0.45

Continued on next page...

Continued from previous page...

Atom-1	Atom-2	Interatomic distance (Å)	Clash overlap (Å)
2:H:308:LEU:HD21	2:H:575:HIS:CG	2.51	0.45
1:C:10:LEU:O	1:C:11:ILE:C	2.53	0.45
3:P:63:ASN:O	3:P:64:ASN:CB	2.65	0.45
2:F:102:ILE:HG22	2:F:103:ARG:N	2.32	0.45
2:F:230:MET:CE	2:F:240:ILE:HD12	2.47	0.45
2:F:373:ALA:O	2:F:376:ALA:CB	2.63	0.45
2:F:154:GLN:CB	2:F:158:ASP:OD2	2.53	0.45
2:J:335:LYS:O	2:J:338:LYS:HB2	2.17	0.45
1:A:152:TYR:HA	1:A:155:LYS:CE	2.47	0.45
1:A:155:LYS:CG	1:A:156:LYS:N	2.80	0.45
1:A:187:ASN:ND2	1:A:189:GLY:H	2.15	0.45
1:A:247:VAL:O	1:A:250:LEU:N	2.49	0.45
1:C:267:MET:HE1	1:C:299:ILE:CD1	2.46	0.45
1:G:197:LEU:CD1	1:G:197:LEU:C	2.85	0.45
3:O:240:GLN:O	3:O:242:VAL:N	2.48	0.45
1:I:257:GLY:O	1:I:299:ILE:HG23	2.16	0.45
1:I:264:SER:O	1:I:266:ALA:N	2.50	0.45
3:M:240:GLN:C	3:M:242:VAL:H	2.20	0.45
3:R:180:ASN:HA	3:R:417:ASP:HB2	1.99	0.45
1:C:147:LYS:HA	1:C:147:LYS:CE	2.39	0.45
3:R:83:PHE:O	3:R:84:LEU:C	2.54	0.45
2:D:437:ASP:C	2:D:439:ASP:H	2.20	0.45
2:B:436:LEU:HD13	2:B:436:LEU:O	2.16	0.45
1:C:395:GLU:CD	1:C:395:GLU:H	2.21	0.45
4:T:100:GLU:O	4:T:103:ILE:N	2.50	0.45
2:L:56:ASN:N	2:L:56:ASN:ND2	2.65	0.45
4:T:147:SER:O	4:T:149:ARG:N	2.49	0.45
1:E:551:TYR:C	1:E:553:SER:H	2.20	0.45
3:O:57:PHE:CD1	3:O:57:PHE:N	2.84	0.45
1:A:426:LEU:O	1:A:428:THR:N	2.50	0.45
1:A:526:ALA:O	1:A:529:ALA:N	2.49	0.45
1:A:478:TRP:CZ3	2:B:521:ASP:OD1	2.70	0.45
1:E:458:ARG:O	1:E:459:LEU:C	2.55	0.45
1:E:561:GLN:HG3	1:E:565:GLU:OE2	2.17	0.45
2:F:419:ARG:HB3	2:F:548:ILE:HD13	1.98	0.45
1:G:566:TYR:O	1:G:567:ASN:C	2.55	0.45
1:C:502:GLU:HG3	1:C:537:PHE:CE2	2.52	0.45
2:D:486:THR:OG1	2:D:522:ARG:NH2	2.50	0.45
2:J:179:ASN:H	2:J:179:ASN:HD22	1.64	0.45
2:J:311:GLN:CD	2:J:555:ILE:HB	2.38	0.45
2:L:179:ASN:O	2:L:180:ARG:C	2.55	0.45

Continued on next page...

Continued from previous page...

Atom-1	Atom-2	Interatomic distance (Å)	Clash overlap (Å)
2:B:219:GLN:OE1	2:B:255:VAL:HG11	2.17	0.45
2:B:563:LEU:C	2:B:565:CYS:N	2.70	0.45
2:H:102:ILE:HG22	2:H:103:ARG:N	2.32	0.45
4:T:114:LEU:O	4:T:117:PHE:N	2.44	0.45
2:D:307:ASN:OD1	2:D:344:ARG:NH1	2.50	0.45
2:D:308:LEU:HD21	2:D:575:HIS:CG	2.51	0.45
1:G:5:ILE:O	1:G:52:LYS:NZ	2.46	0.45
2:F:122:LEU:HG	2:F:123:CYS:N	2.32	0.45
2:F:39:ALA:C	2:F:41:MET:H	2.18	0.45
1:K:79:PHE:CE2	1:K:83:ARG:HD2	2.52	0.45
3:P:343:TRP:CZ2	3:P:356:MET:HB2	2.51	0.45
1:E:5:ILE:HD12	1:E:30:GLU:OE1	2.17	0.45
4:U:90:LEU:CD2	4:U:90:LEU:N	2.79	0.45
3:V:63:ASN:O	3:V:64:ASN:CB	2.65	0.45
2:D:394:THR:O	2:D:395:LEU:C	2.54	0.45
1:A:218:GLN:O	1:A:219:LEU:C	2.55	0.45
1:C:155:LYS:CG	1:C:156:LYS:N	2.80	0.45
4:T:71:ILE:CG2	4:T:72:GLU:H	2.26	0.45
1:K:187:ASN:ND2	1:K:189:GLY:H	2.15	0.45
3:V:240:GLN:C	3:V:242:VAL:H	2.20	0.45
1:E:247:VAL:O	1:E:250:LEU:N	2.49	0.45
1:E:326:TYR:O	1:E:327:VAL:C	2.54	0.45
1:I:155:LYS:CG	1:I:156:LYS:N	2.80	0.45
3:N:180:ASN:HA	3:N:417:ASP:HB2	1.99	0.45
3:P:180:ASN:HA	3:P:417:ASP:HB2	1.99	0.45
3:M:83:PHE:C	3:M:83:PHE:CD1	2.89	0.45
2:B:437:ASP:C	2:B:439:ASP:H	2.20	0.45
2:D:56:ASN:N	2:D:56:ASN:ND2	2.65	0.45
2:B:6:TYR:O	2:B:8:THR:OG1	2.35	0.45
1:C:386:LEU:O	1:C:387:TYR:C	2.54	0.45
1:A:313:LEU:O	1:A:314:GLY:C	2.55	0.45
1:A:439:PRO:O	1:A:440:ASN:C	2.55	0.45
1:E:482:GLU:OE1	1:E:532:LYS:HE2	2.16	0.45
2:F:465:LEU:O	2:F:466:LEU:C	2.54	0.45
1:K:557:VAL:HG22	2:L:419:ARG:NH1	2.32	0.45
1:K:478:TRP:CZ3	2:L:521:ASP:OD1	2.70	0.45
1:G:448:SER:HB3	1:G:451:MET:HE1	1.98	0.45
1:G:482:GLU:OE1	1:G:532:LYS:HE2	2.16	0.45
1:G:533:LEU:O	1:G:534:SER:C	2.56	0.45
1:I:439:PRO:O	1:I:440:ASN:C	2.55	0.45
2:J:486:THR:OG1	2:J:522:ARG:NH2	2.50	0.45

Continued on next page...

Continued from previous page...

Atom-1	Atom-2	Interatomic distance (Å)	Clash overlap (Å)
1:I:583:ARG:HB2	2:J:528:ARG:NH2	2.33	0.45
2:J:537:ALA:O	2:J:538:LYS:C	2.56	0.45
2:J:230:MET:CE	2:J:240:ILE:HD12	2.47	0.45
2:J:308:LEU:HD21	2:J:575:HIS:CG	2.51	0.45
2:L:128:LYS:O	2:L:129:CYS:C	2.55	0.45
2:L:151:ILE:HG22	2:L:152:ASN:N	2.32	0.45
2:L:220:ILE:HD12	2:L:220:ILE:N	2.31	0.45
2:B:122:LEU:HG	2:B:123:CYS:N	2.32	0.45
2:B:305:ASN:ND2	2:B:572:SER:OG	2.49	0.45
2:B:307:ASN:OD1	2:B:344:ARG:NH1	2.50	0.45
2:H:565:CYS:HB2	2:H:566:TYR:HD1	1.82	0.45
1:C:57:HIS:C	1:C:59:LEU:N	2.70	0.45
4:T:80:THR:O	4:T:83:LEU:N	2.47	0.45
2:D:179:ASN:O	2:D:180:ARG:C	2.55	0.45
1:A:74:ILE:CG2	1:A:86:TYR:HE1	2.22	0.45
3:N:323:PRO:HG2	3:N:334:TRP:CE3	2.52	0.45
1:G:140:GLY:O	1:G:141:GLU:C	2.53	0.45
1:G:79:PHE:CE2	1:G:83:ARG:HD2	2.52	0.45
4:X:50:LEU:HD22	4:X:52:TRP:HB2	1.99	0.45
1:K:5:ILE:HD12	1:K:30:GLU:OE1	2.17	0.45
1:E:11:ILE:CA	1:E:14:ILE:HD13	2.40	0.45
2:H:324:PHE:CD2	2:H:341:ILE:HG21	2.52	0.45
3:N:104:ARG:O	3:N:107:PHE:CE1	2.70	0.45
2:L:155:MET:H	2:L:158:ASP:CB	2.29	0.45
3:V:278:TRP:C	3:V:279:ILE:HG13	2.38	0.45
1:C:264:SER:O	1:C:266:ALA:N	2.50	0.45
4:Q:71:ILE:CG2	4:Q:75:ASP:CB	2.95	0.45
3:R:239:HIS:O	3:R:241:CYS:N	2.51	0.45
1:E:252:LEU:C	1:E:252:LEU:HD23	2.37	0.45
3:M:380:PHE:CE1	3:M:414:GLN:C	2.86	0.45
1:I:36:SER:CA	1:I:39:ARG:HG2	2.41	0.45
2:J:241:CYS:C	2:J:243:ARG:N	2.70	0.45
2:L:208:LEU:HD11	2:L:243:ARG:CD	2.41	0.45
1:I:330:THR:HG22	1:I:331:SER:N	2.31	0.45
1:A:395:GLU:CD	1:A:395:GLU:H	2.20	0.45
4:Q:98:VAL:CG2	4:Q:99:CYS:N	2.80	0.45
2:F:45:LYS:HG2	2:F:46:ASP:N	2.30	0.45
3:R:162:GLU:CG	3:R:163:GLY:N	2.79	0.45
2:H:79:SER:O	2:H:81:PRO:HD3	2.16	0.45
4:X:96:GLY:O	4:X:97:SER:C	2.55	0.45
1:A:366:MET:O	1:A:369:SER:OG	2.24	0.44

Continued on next page...

Continued from previous page...

Atom-1	Atom-2	Interatomic distance (Å)	Clash overlap (Å)
1:A:382:MET:SD	1:A:404:ILE:HG23	2.57	0.44
1:E:382:MET:SD	1:E:404:ILE:HG23	2.57	0.44
1:E:566:TYR:O	1:E:567:ASN:C	2.55	0.44
1:K:506:LEU:HD23	1:K:506:LEU:N	2.32	0.44
1:G:561:GLN:HG3	1:G:565:GLU:OE2	2.17	0.44
2:H:465:LEU:O	2:H:466:LEU:C	2.54	0.44
1:I:506:LEU:N	1:I:506:LEU:HD23	2.32	0.44
1:I:478:TRP:CZ3	2:J:521:ASP:OD1	2.70	0.44
1:C:458:ARG:O	1:C:459:LEU:C	2.55	0.44
1:C:566:TYR:O	1:C:567:ASN:C	2.55	0.44
2:D:477:SER:O	2:D:478:THR:C	2.55	0.44
1:C:583:ARG:HB2	2:D:528:ARG:NH2	2.32	0.44
2:J:151:ILE:HG22	2:J:152:ASN:N	2.32	0.44
2:L:567:ILE:HA	2:L:572:SER:OG	2.17	0.44
2:H:99:ASN:HA	2:H:100:PRO:HD2	1.75	0.44
2:H:220:ILE:HD12	2:H:220:ILE:N	2.32	0.44
2:H:577:PRO:O	2:H:579:ASN:N	2.50	0.44
2:H:65:LEU:O	2:H:66:LYS:C	2.56	0.44
2:D:54:VAL:O	2:D:57:CYS:HB3	2.17	0.44
2:D:55:VAL:C	2:D:57:CYS:N	2.71	0.44
4:S:114:LEU:O	4:S:117:PHE:N	2.44	0.44
1:G:19:THR:O	1:G:22:GLU:N	2.50	0.44
1:G:5:ILE:HD12	1:G:30:GLU:OE1	2.17	0.44
1:G:51:ALA:HA	1:G:54:LEU:HD12	1.99	0.44
1:G:67:GLN:O	1:G:70:CYS:CB	2.56	0.44
1:G:80:THR:O	1:G:81:ASP:C	2.55	0.44
4:Q:80:THR:O	4:Q:81:LEU:C	2.54	0.44
3:R:343:TRP:CZ2	3:R:356:MET:HB2	2.51	0.44
1:I:19:THR:O	1:I:22:GLU:N	2.50	0.44
1:K:70:CYS:O	1:K:73:LEU:HB2	2.16	0.44
1:K:79:PHE:O	1:K:82:LYS:N	2.50	0.44
1:K:80:THR:O	1:K:81:ASP:C	2.55	0.44
4:W:87:TYR:CE2	4:W:91:LEU:HD11	2.50	0.44
1:E:159:LEU:O	1:E:160:CYS:C	2.55	0.44
1:E:19:THR:O	1:E:22:GLU:N	2.50	0.44
1:E:46:ARG:O	1:E:50:VAL:HG23	2.16	0.44
2:H:385:GLU:C	2:H:387:SER:N	2.67	0.44
2:H:392:VAL:O	2:H:395:LEU:N	2.50	0.44
2:D:390:ARG:HH11	2:D:390:ARG:HG2	1.82	0.44
2:F:324:PHE:CD2	2:F:341:ILE:HG21	2.52	0.44
1:E:498:ILE:CG2	1:E:499:GLN:N	2.65	0.44

Continued on next page...

Continued from previous page...

Atom-1	Atom-2	Interatomic distance (Å)	Clash overlap (Å)
3:O:327:THR:HG23	3:O:355:LEU:O	2.18	0.44
3:V:323:PRO:HG2	3:V:334:TRP:CE3	2.52	0.44
2:B:155:MET:H	2:B:158:ASP:CB	2.29	0.44
2:J:363:THR:O	2:J:364:GLU:O	2.35	0.44
1:A:172:MET:HB2	1:A:201:MET:CE	2.46	0.44
1:C:189:GLY:O	1:C:190:VAL:C	2.54	0.44
1:C:252:LEU:HD23	1:C:252:LEU:C	2.37	0.44
4:T:71:ILE:CG2	4:T:75:ASP:CB	2.95	0.44
4:W:71:ILE:HG21	4:W:75:ASP:CB	2.44	0.44
3:O:241:CYS:O	3:O:255:PHE:CB	2.57	0.44
3:R:255:PHE:N	3:R:255:PHE:HD2	2.14	0.44
1:E:155:LYS:CG	1:E:156:LYS:N	2.80	0.44
1:E:264:SER:O	1:E:266:ALA:N	2.50	0.44
4:U:72:GLU:O	4:U:75:ASP:HB2	2.17	0.44
3:M:255:PHE:N	3:M:255:PHE:HD2	2.14	0.44
2:H:18:LEU:N	2:H:18:LEU:CD2	2.78	0.44
1:E:115:THR:HB	1:E:118:VAL:HG23	1.97	0.44
3:P:33:PHE:O	3:P:34:MET:C	2.54	0.44
3:O:384:TYR:CA	3:O:411:TYR:HB2	2.44	0.44
1:C:351:VAL:HG23	1:C:352:ASP:N	2.32	0.44
1:E:351:VAL:HG23	1:E:352:ASP:N	2.32	0.44
1:G:351:VAL:HG23	1:G:352:ASP:N	2.32	0.44
3:V:22:ARG:CG	3:V:23:GLY:N	2.76	0.44
2:F:225:CYS:O	2:F:227:GLY:N	2.49	0.44
3:O:162:GLU:CG	3:O:163:GLY:N	2.79	0.44
2:J:577:PRO:O	2:J:579:ASN:N	2.51	0.44
2:B:577:PRO:O	2:B:579:ASN:N	2.50	0.44
2:D:79:SER:O	2:D:81:PRO:HD3	2.16	0.44
3:P:57:PHE:CD1	3:P:57:PHE:N	2.84	0.44
2:H:43:VAL:O	2:H:43:VAL:HG12	2.17	0.44
2:F:400:GLN:HE21	2:F:400:GLN:HA	1.81	0.44
1:A:389:LEU:CD1	1:A:400:CYS:CB	2.96	0.44
1:A:561:GLN:HG3	1:A:565:GLU:OE2	2.17	0.44
1:A:566:TYR:O	1:A:567:ASN:C	2.55	0.44
1:A:557:VAL:HG22	2:B:419:ARG:NH1	2.32	0.44
2:B:477:SER:O	2:B:478:THR:C	2.56	0.44
1:E:370:PHE:HA	1:E:370:PHE:HD2	1.65	0.44
1:E:506:LEU:HD23	1:E:506:LEU:N	2.32	0.44
2:L:486:THR:OG1	2:L:522:ARG:NH2	2.50	0.44
1:G:441:LEU:O	1:G:441:LEU:HD23	2.17	0.44
1:I:519:THR:CG2	1:I:520:SER:N	2.79	0.44

Continued on next page...

Continued from previous page...

Atom-1	Atom-2	Interatomic distance (Å)	Clash overlap (Å)
1:I:561:GLN:HG3	1:I:565:GLU:OE2	2.17	0.44
1:C:382:MET:SD	1:C:404:ILE:HG23	2.57	0.44
1:C:478:TRP:CZ3	2:D:521:ASP:OD1	2.70	0.44
1:C:502:GLU:OE1	1:C:537:PHE:HB3	2.17	0.44
1:C:561:GLN:HG3	1:C:565:GLU:OE2	2.17	0.44
2:D:405:TYR:O	2:D:406:VAL:C	2.53	0.44
2:J:102:ILE:O	2:J:104:ALA:N	2.50	0.44
2:J:65:LEU:O	2:J:66:LYS:C	2.56	0.44
2:L:102:ILE:HG22	2:L:103:ARG:N	2.32	0.44
3:V:118:MET:CB	3:V:123:PRO:HA	2.41	0.44
2:B:102:ILE:O	2:B:104:ALA:N	2.50	0.44
2:B:311:GLN:CD	2:B:555:ILE:HB	2.38	0.44
2:H:139:LYS:HE2	2:H:175:MET:HG2	1.98	0.44
2:H:313:ARG:HB2	2:H:316:ILE:HD11	1.99	0.44
2:D:165:LEU:O	2:D:169:ILE:N	2.49	0.44
2:D:577:PRO:O	2:D:579:ASN:N	2.50	0.44
1:A:19:THR:O	1:A:22:GLU:N	2.50	0.44
1:A:80:THR:O	1:A:81:ASP:C	2.55	0.44
1:I:68:LEU:HG	1:I:69:GLU:N	2.14	0.44
1:I:86:TYR:HD2	1:I:125:THR:HG1	1.62	0.44
2:F:139:LYS:HE2	2:F:175:MET:HG2	1.98	0.44
1:K:46:ARG:HE	1:K:69:GLU:HG3	1.83	0.44
3:P:323:PRO:HG2	3:P:334:TRP:CE3	2.52	0.44
4:W:80:THR:O	4:W:83:LEU:N	2.47	0.44
1:E:46:ARG:HE	1:E:69:GLU:HG3	1.82	0.44
2:L:335:LYS:O	2:L:338:LYS:HB2	2.17	0.44
3:M:104:ARG:O	3:M:107:PHE:CE1	2.70	0.44
2:B:376:ALA:C	2:B:378:GLY:N	2.70	0.44
2:F:376:ALA:C	2:F:378:GLY:N	2.70	0.44
2:F:392:VAL:O	2:F:395:LEU:N	2.50	0.44
2:J:390:ARG:HG2	2:J:390:ARG:HH11	1.83	0.44
3:O:376:ILE:O	3:O:376:ILE:HG23	2.18	0.44
3:O:312:ILE:CA	3:O:378:VAL:HG12	2.34	0.44
3:P:278:TRP:C	3:P:279:ILE:HG13	2.38	0.44
2:J:391:CYS:O	2:J:394:THR:N	2.50	0.44
1:A:197:LEU:C	1:A:197:LEU:CD1	2.85	0.44
4:S:71:ILE:HG21	4:S:75:ASP:CB	2.44	0.44
4:W:72:GLU:O	4:W:75:ASP:HB2	2.17	0.44
1:G:152:TYR:HA	1:G:155:LYS:CE	2.47	0.44
1:G:195:VAL:O	1:G:196:VAL:C	2.55	0.44
4:Q:56:LYS:HG3	4:Q:73:GLY:HA2	1.99	0.44

Continued on next page...

Continued from previous page...

Atom-1	Atom-2	Interatomic distance (Å)	Clash overlap (Å)
3:O:239:HIS:O	3:O:241:CYS:N	2.51	0.44
3:O:240:GLN:C	3:O:242:VAL:H	2.20	0.44
1:E:257:GLY:O	1:E:299:ILE:HG23	2.16	0.44
1:E:313:LEU:O	1:E:314:GLY:C	2.55	0.44
3:V:180:ASN:HA	3:V:417:ASP:HB2	1.99	0.44
3:V:196:GLY:HA3	3:V:267:TYR:CZ	2.52	0.44
3:V:162:GLU:CG	3:V:163:GLY:N	2.79	0.44
3:M:42:GLU:HB3	3:M:302:LYS:CB	2.48	0.44
2:F:6:TYR:O	2:F:8:THR:OG1	2.35	0.44
2:L:577:PRO:O	2:L:579:ASN:N	2.50	0.44
1:A:522:THR:C	1:A:524:GLY:N	2.70	0.44
2:F:493:LEU:C	2:F:495:LYS:N	2.62	0.44
1:I:522:THR:O	1:I:524:GLY:N	2.51	0.44
2:J:107:VAL:O	2:J:108:ARG:C	2.56	0.44
2:J:308:LEU:HG	2:J:308:LEU:H	1.61	0.44
2:J:307:ASN:OD1	2:J:344:ARG:NH1	2.50	0.44
2:L:305:ASN:ND2	2:L:572:SER:OG	2.49	0.44
2:B:230:MET:CE	2:B:240:ILE:HD12	2.47	0.44
2:H:310:VAL:CG1	2:H:317:LEU:HD21	2.42	0.44
3:P:119:ASP:C	3:P:121:GLY:N	2.71	0.44
4:T:88:VAL:CG2	4:T:89:GLU:H	2.31	0.44
2:D:122:LEU:HG	2:D:123:CYS:N	2.31	0.44
2:D:128:LYS:O	2:D:129:CYS:C	2.55	0.44
1:A:14:ILE:HG22	1:A:14:ILE:O	2.18	0.44
1:A:236:ASP:OD2	1:A:239:GLY:N	2.51	0.44
4:S:109:LYS:CA	4:S:112:PHE:HD1	2.24	0.44
4:S:14:LEU:CD1	4:S:16:LEU:N	2.81	0.44
1:G:139:ALA:O	1:G:142:VAL:HB	2.18	0.44
1:I:14:ILE:O	1:I:14:ILE:HG22	2.18	0.44
1:I:31:CYS:HA	1:I:34:ILE:HB	2.00	0.44
1:I:57:HIS:C	1:I:59:LEU:N	2.70	0.44
1:I:74:ILE:CG2	1:I:86:TYR:HE1	2.22	0.44
2:F:151:ILE:HG22	2:F:152:ASN:N	2.32	0.44
2:F:38:ILE:HD13	2:F:38:ILE:N	2.31	0.44
1:K:236:ASP:OD2	1:K:239:GLY:N	2.51	0.44
3:V:104:ARG:O	3:V:107:PHE:CE1	2.70	0.44
3:O:278:TRP:C	3:O:279:ILE:HG13	2.38	0.44
2:J:324:PHE:CD2	2:J:341:ILE:HG21	2.52	0.44
3:P:376:ILE:HG23	3:P:376:ILE:O	2.18	0.44
3:M:171:VAL:HG13	3:M:202:VAL:CG2	2.36	0.44
3:N:306:THR:HG22	3:N:349:PRO:CA	2.35	0.44

Continued on next page...

Continued from previous page...

Atom-1	Atom-2	Interatomic distance (Å)	Clash overlap (Å)
1:K:218:GLN:O	1:K:219:LEU:C	2.55	0.44
1:K:264:SER:C	1:K:266:ALA:N	2.71	0.44
1:G:272:ALA:O	1:G:275:ALA:HB3	2.16	0.44
3:R:240:GLN:C	3:R:242:VAL:H	2.20	0.44
1:I:218:GLN:O	1:I:219:LEU:C	2.55	0.44
3:P:196:GLY:HA3	3:P:267:TYR:CZ	2.52	0.44
2:B:436:LEU:C	2:B:436:LEU:CD1	2.83	0.44
2:L:442:PRO:O	2:L:443:GLU:C	2.56	0.44
1:K:44:THR:O	1:K:45:TYR:CB	2.65	0.44
4:Q:18:LYS:CG	4:Q:20:TYR:HE1	2.30	0.44
2:D:363:THR:O	2:D:364:GLU:O	2.35	0.44
2:F:7:PHE:HD2	4:U:99:CYS:HA	1.81	0.44
2:F:363:THR:O	2:F:364:GLU:O	2.35	0.44
2:B:97:ASP:HA	2:B:98:PRO:HD3	1.51	0.44
2:D:6:TYR:O	2:D:8:THR:OG1	2.35	0.44
2:L:551:GLU:C	2:L:553:ASP:H	2.21	0.44
2:J:79:SER:O	2:J:81:PRO:HD3	2.16	0.44
2:B:551:GLU:C	2:B:553:ASP:H	2.21	0.44
3:O:374:PRO:HA	3:O:375:PRO:HD3	1.76	0.44
2:J:43:VAL:HG12	2:J:43:VAL:O	2.17	0.44
3:R:57:PHE:CD1	3:R:57:PHE:N	2.84	0.44
1:E:344:GLN:NE2	1:E:374:ASN:ND2	2.66	0.44
1:K:426:LEU:O	1:K:428:THR:N	2.50	0.44
1:K:522:THR:O	1:K:524:GLY:N	2.51	0.44
1:K:533:LEU:O	1:K:534:SER:C	2.56	0.44
2:L:451:ILE:HG22	2:L:452:VAL:N	2.33	0.44
1:G:405:PHE:O	1:G:406:LEU:C	2.54	0.44
1:G:565:GLU:OE2	2:H:522:ARG:NH2	2.30	0.44
2:H:398:LEU:O	2:H:401:THR:OG1	2.30	0.44
1:I:344:GLN:NE2	1:I:374:ASN:ND2	2.66	0.44
1:I:423:MET:O	1:I:424:ARG:C	2.56	0.44
1:C:474:GLN:O	1:C:475:VAL:C	2.53	0.44
1:C:522:THR:O	1:C:524:GLY:N	2.51	0.44
2:J:139:LYS:HE2	2:J:175:MET:HG2	1.98	0.44
2:L:191:HIS:CG	2:L:191:HIS:O	2.64	0.44
2:L:307:ASN:OD1	2:L:344:ARG:NH1	2.50	0.44
2:L:54:VAL:O	2:L:57:CYS:HB3	2.17	0.44
2:B:179:ASN:O	2:B:180:ARG:C	2.55	0.44
2:B:35:LYS:HE2	3:M:137:GLN:NE2	2.32	0.44
2:H:107:VAL:O	2:H:108:ARG:C	2.56	0.44
2:H:307:ASN:OD1	2:H:344:ARG:NH1	2.50	0.44

Continued on next page...

Continued from previous page...

Atom-1	Atom-2	Interatomic distance (Å)	Clash overlap (Å)
2:H:570:LEU:HG	3:P:75:ALA:N	2.33	0.44
1:C:46:ARG:HE	1:C:69:GLU:HG3	1.83	0.44
2:D:130:LEU:C	2:D:132:ASP:H	2.21	0.44
2:D:151:ILE:O	2:D:153:ALA:N	2.51	0.44
2:D:304:ARG:HG2	2:D:573:VAL:CA	2.47	0.44
4:S:7:LEU:HD21	4:S:67:PHE:CG	2.51	0.44
1:G:79:PHE:O	1:G:82:LYS:N	2.50	0.44
4:Q:50:LEU:HD22	4:Q:52:TRP:HB2	1.99	0.44
1:I:159:LEU:O	1:I:160:CYS:C	2.55	0.44
1:I:236:ASP:OD2	1:I:239:GLY:N	2.51	0.44
1:I:80:THR:O	1:I:81:ASP:C	2.55	0.44
4:X:107:PHE:HD2	4:X:107:PHE:N	2.16	0.44
2:F:107:VAL:O	2:F:108:ARG:C	2.56	0.44
2:F:112:CYS:C	2:F:113:ILE:HD12	2.37	0.44
2:F:151:ILE:O	2:F:153:ALA:N	2.51	0.44
2:F:179:ASN:O	2:F:180:ARG:C	2.55	0.44
1:K:31:CYS:HA	1:K:34:ILE:HB	2.00	0.44
1:E:236:ASP:OD2	1:E:239:GLY:N	2.51	0.44
3:M:327:THR:HG23	3:M:355:LEU:O	2.17	0.44
2:H:390:ARG:HH11	2:H:390:ARG:HG2	1.83	0.44
3:M:278:TRP:C	3:M:279:ILE:HG13	2.38	0.44
3:N:376:ILE:O	3:N:376:ILE:HG23	2.18	0.44
1:C:218:GLN:O	1:C:219:LEU:C	2.55	0.44
1:G:189:GLY:O	1:G:190:VAL:C	2.54	0.44
1:G:326:TYR:O	1:G:327:VAL:C	2.54	0.44
1:E:308:LEU:O	1:E:309:ALA:C	2.56	0.44
4:X:71:ILE:CG2	4:X:75:ASP:CB	2.95	0.44
3:M:239:HIS:O	3:M:241:CYS:N	2.51	0.44
1:K:324:ILE:O	1:K:325:ARG:C	2.54	0.44
3:R:33:PHE:O	3:R:34:MET:C	2.54	0.44
3:P:173:LEU:C	3:P:174:ASP:OD2	2.55	0.44
3:O:83:PHE:O	3:O:84:LEU:C	2.54	0.44
2:F:437:ASP:C	2:F:439:ASP:H	2.20	0.44
2:J:442:PRO:O	2:J:443:GLU:C	2.56	0.44
1:A:351:VAL:HG23	1:A:352:ASP:N	2.32	0.44
3:O:192:SER:OG	3:O:271:THR:O	2.33	0.44
4:T:98:VAL:CG2	4:T:99:CYS:N	2.80	0.44
2:L:363:THR:O	2:L:364:GLU:O	2.35	0.44
2:H:363:THR:O	2:H:364:GLU:O	2.35	0.44
3:N:42:GLU:HB3	3:N:302:LYS:CB	2.48	0.44
1:G:330:THR:HG22	1:G:331:SER:N	2.31	0.44

Continued on next page...

Continued from previous page...

Atom-1	Atom-2	Interatomic distance (Å)	Clash overlap (Å)
1:I:43:ASN:N	1:I:43:ASN:ND2	2.66	0.44
1:E:500:VAL:O	1:E:500:VAL:HG22	2.18	0.44
2:B:506:VAL:O	2:B:507:LEU:C	2.53	0.44
2:B:530:LEU:C	2:B:532:THR:H	2.20	0.44
1:E:419:ILE:O	1:E:420:ASP:C	2.56	0.44
1:E:463:ILE:H	1:E:463:ILE:HG13	1.56	0.44
1:E:522:THR:O	1:E:524:GLY:N	2.51	0.44
1:E:557:VAL:HG22	2:F:419:ARG:NH1	2.32	0.44
1:K:374:ASN:HB3	1:K:375:GLY:H	1.60	0.44
1:K:439:PRO:O	1:K:440:ASN:C	2.55	0.44
1:K:502:GLU:HG3	1:K:537:PHE:CE2	2.52	0.44
1:K:583:ARG:HB2	2:L:528:ARG:NH2	2.33	0.44
1:G:522:THR:C	1:G:524:GLY:N	2.70	0.44
1:G:522:THR:O	1:G:524:GLY:N	2.51	0.44
2:H:451:ILE:HG22	2:H:452:VAL:N	2.33	0.44
2:H:466:LEU:O	2:H:467:GLU:C	2.56	0.44
2:H:486:THR:HG22	2:H:487:ALA:H	1.76	0.44
2:J:499:THR:O	2:J:500:GLN:O	2.34	0.44
1:C:426:LEU:O	1:C:428:THR:N	2.50	0.44
2:D:516:ASN:O	2:D:517:PRO:C	2.56	0.44
2:L:570:LEU:HG	3:V:75:ALA:N	2.33	0.44
3:V:118:MET:CG	3:V:119:ASP:N	2.81	0.44
1:C:11:ILE:CA	1:C:14:ILE:HD13	2.40	0.44
1:C:51:ALA:HA	1:C:54:LEU:HD12	1.99	0.44
2:D:220:ILE:HD12	2:D:220:ILE:N	2.32	0.44
2:D:305:ASN:N	2:D:305:ASN:HD22	2.13	0.44
2:D:308:LEU:HG	2:D:308:LEU:H	1.61	0.44
3:N:121:GLY:O	3:N:122:TYR:C	2.56	0.44
2:D:570:LEU:HG	3:N:75:ALA:N	2.33	0.44
1:I:5:ILE:HD12	1:I:30:GLU:OE1	2.17	0.44
4:X:14:LEU:CD1	4:X:16:LEU:N	2.81	0.44
2:F:313:ARG:HA	2:F:313:ARG:HD3	1.82	0.44
1:K:86:TYR:HD2	1:K:125:THR:HG1	1.63	0.44
1:K:139:ALA:O	1:K:142:VAL:HB	2.18	0.44
1:K:51:ALA:HA	1:K:54:LEU:HD12	1.99	0.44
1:K:57:HIS:C	1:K:59:LEU:N	2.70	0.44
3:M:323:PRO:HB3	3:M:325:PHE:HE2	1.81	0.44
1:E:8:ARG:HD2	3:M:337:GLU:HB2	1.98	0.44
4:U:14:LEU:CD1	4:U:16:LEU:N	2.81	0.44
3:R:109:ILE:HD13	3:R:139:GLY:HA3	1.98	0.44
2:L:376:ALA:C	2:L:378:GLY:N	2.70	0.44

Continued on next page...

Continued from previous page...

Atom-1	Atom-2	Interatomic distance (Å)	Clash overlap (Å)
2:L:390:ARG:HG2	2:L:390:ARG:HH11	1.83	0.44
2:B:324:PHE:CD2	2:B:341:ILE:HG21	2.52	0.44
3:N:278:TRP:C	3:N:279:ILE:HG13	2.38	0.44
2:J:374:VAL:C	2:J:376:ALA:N	2.71	0.44
2:J:392:VAL:O	2:J:395:LEU:N	2.50	0.44
2:D:391:CYS:O	2:D:394:THR:N	2.50	0.44
1:A:252:LEU:HD23	1:A:252:LEU:C	2.37	0.44
1:C:293:VAL:O	1:C:294:LEU:C	2.54	0.44
1:G:257:GLY:O	1:G:299:ILE:HG23	2.16	0.44
3:V:239:HIS:O	3:V:241:CYS:N	2.51	0.44
4:U:71:ILE:CG2	4:U:75:ASP:CB	2.95	0.44
1:I:152:TYR:HA	1:I:155:LYS:CE	2.47	0.44
1:I:264:SER:C	1:I:266:ALA:N	2.71	0.44
1:I:293:VAL:O	1:I:294:LEU:C	2.54	0.44
2:D:241:CYS:C	2:D:243:ARG:N	2.70	0.44
4:T:50:LEU:HD22	4:T:52:TRP:HB2	1.99	0.44
3:N:83:PHE:O	3:N:84:LEU:C	2.54	0.44
1:G:572:LYS:HG2	1:G:573:TYR:CE1	2.53	0.44
2:H:437:ASP:C	2:H:439:ASP:H	2.20	0.44
1:K:281:SER:OG	1:K:282:LYS:N	2.50	0.44
2:F:43:VAL:O	2:F:43:VAL:HG12	2.17	0.44
1:A:419:ILE:O	1:A:420:ASP:C	2.56	0.44
1:A:531:MET:C	1:A:533:LEU:N	2.71	0.44
2:B:414:ILE:O	2:B:415:LYS:C	2.53	0.44
2:B:499:THR:O	2:B:500:GLN:O	2.34	0.44
2:B:516:ASN:O	2:B:517:PRO:C	2.56	0.44
2:B:537:ALA:O	2:B:538:LYS:C	2.56	0.44
2:F:486:THR:OG1	2:F:522:ARG:NH2	2.50	0.44
1:G:423:MET:O	1:G:424:ARG:C	2.56	0.44
1:G:557:VAL:HG22	2:H:419:ARG:NH1	2.32	0.44
1:I:502:GLU:HG3	1:I:537:PHE:CE2	2.52	0.44
1:I:566:TYR:O	1:I:567:ASN:C	2.55	0.44
1:C:531:MET:C	1:C:533:LEU:N	2.71	0.44
2:D:530:LEU:C	2:D:532:THR:H	2.21	0.44
2:D:540:VAL:O	2:D:543:ALA:HB2	2.18	0.44
1:C:488:VAL:C	1:C:500:VAL:HG11	2.36	0.44
2:J:151:ILE:O	2:J:153:ALA:N	2.51	0.44
2:J:565:CYS:HB2	2:J:566:TYR:HD1	1.82	0.44
2:L:184:LEU:O	2:L:185:SER:C	2.56	0.44
2:L:313:ARG:HB2	2:L:316:ILE:HD11	1.99	0.44
1:I:500:VAL:O	1:I:500:VAL:HG22	2.18	0.44

Continued on next page...

Continued from previous page...

Atom-1	Atom-2	Interatomic distance (Å)	Clash overlap (Å)
2:B:54:VAL:O	2:B:57:CYS:HB3	2.17	0.44
2:B:567:ILE:HA	2:B:572:SER:OG	2.17	0.44
2:H:122:LEU:HG	2:H:123:CYS:N	2.31	0.44
2:H:151:ILE:O	2:H:153:ALA:N	2.51	0.44
2:H:74:MET:O	2:H:77:ALA:N	2.39	0.44
3:P:119:ASP:C	3:P:121:GLY:H	2.21	0.44
3:P:121:GLY:O	3:P:122:TYR:C	2.56	0.44
3:P:118:MET:CB	3:P:123:PRO:HA	2.41	0.44
3:P:129:LYS:C	3:P:131:LEU:N	2.71	0.44
1:C:5:ILE:HD12	1:C:30:GLU:OE1	2.17	0.44
4:T:14:LEU:CD1	4:T:16:LEU:N	2.81	0.44
3:N:119:ASP:C	3:N:121:GLY:H	2.21	0.44
3:N:119:ASP:C	3:N:121:GLY:N	2.71	0.44
1:G:23:GLU:O	1:G:24:ARG:C	2.54	0.44
1:G:46:ARG:HE	1:G:69:GLU:HG3	1.83	0.44
1:G:83:ARG:HG3	4:Q:112:PHE:CE2	2.53	0.44
1:I:22:GLU:O	1:I:23:GLU:C	2.56	0.44
2:F:219:GLN:OE1	2:F:255:VAL:HG11	2.17	0.44
1:K:22:GLU:O	1:K:23:GLU:C	2.56	0.44
4:W:107:PHE:N	4:W:107:PHE:HD2	2.16	0.44
1:K:83:ARG:HG3	4:W:112:PHE:CE2	2.53	0.44
1:E:103:MET:HA	1:E:103:MET:HE3	2.00	0.44
1:E:22:GLU:O	1:E:23:GLU:C	2.56	0.44
4:U:88:VAL:CG2	4:U:89:GLU:H	2.31	0.44
3:O:106:ASN:O	3:O:109:ILE:CG1	2.65	0.44
2:H:335:LYS:O	2:H:338:LYS:HB2	2.17	0.44
2:D:330:ASP:HA	2:D:331:PRO:HD3	1.84	0.44
2:D:335:LYS:O	2:D:338:LYS:HB2	2.17	0.44
2:D:324:PHE:CD2	2:D:341:ILE:HG21	2.52	0.44
1:A:257:GLY:O	1:A:258:ARG:C	2.55	0.44
4:S:72:GLU:O	4:S:75:ASP:HB2	2.17	0.44
4:T:72:GLU:O	4:T:75:ASP:HB2	2.17	0.44
1:G:313:LEU:O	1:G:314:GLY:C	2.55	0.44
3:O:180:ASN:HA	3:O:417:ASP:HB2	1.99	0.44
1:E:187:ASN:ND2	1:E:189:GLY:H	2.15	0.44
1:I:195:VAL:O	1:I:196:VAL:C	2.55	0.44
3:P:239:HIS:O	3:P:241:CYS:N	2.50	0.44
3:P:240:GLN:C	3:P:242:VAL:H	2.20	0.44
3:M:196:GLY:HA3	3:M:267:TYR:CZ	2.52	0.44
1:I:308:LEU:O	1:I:309:ALA:C	2.56	0.44
4:S:50:LEU:HD22	4:S:52:TRP:HB2	1.99	0.44

Continued on next page...

Continued from previous page...

Atom-1	Atom-2	Interatomic distance (Å)	Clash overlap (Å)
3:N:32:HIS:ND1	3:N:52:HIS:CD2	2.81	0.44
4:T:30:LYS:HZ3	4:T:33:ARG:NH2	2.16	0.44
3:P:84:LEU:O	3:P:85:TYR:C	2.56	0.44
2:H:442:PRO:O	2:H:443:GLU:C	2.56	0.44
1:I:351:VAL:HG23	1:I:352:ASP:N	2.32	0.44
2:F:360:GLU:O	2:F:363:THR:HB	2.17	0.44
3:P:162:GLU:CG	3:P:163:GLY:H	2.31	0.44
3:N:42:GLU:HG3	3:N:302:LYS:HB3	1.98	0.44
3:R:42:GLU:HB3	3:R:302:LYS:CB	2.48	0.44
1:E:330:THR:HG22	1:E:331:SER:N	2.31	0.44
1:A:551:TYR:C	1:A:553:SER:H	2.20	0.44
2:J:551:GLU:C	2:J:553:ASP:H	2.21	0.44
2:D:551:GLU:C	2:D:553:ASP:H	2.21	0.44
3:N:395:LEU:HD12	3:N:395:LEU:HA	1.70	0.44
2:D:43:VAL:O	2:D:43:VAL:HG12	2.17	0.44
2:L:43:VAL:O	2:L:43:VAL:HG12	2.17	0.44
1:K:486:LEU:HG	1:K:486:LEU:H	1.59	0.44
1:A:344:GLN:NE2	1:A:374:ASN:ND2	2.66	0.44
1:A:583:ARG:HB2	2:B:528:ARG:NH2	2.32	0.44
1:E:389:LEU:CD1	1:E:400:CYS:CB	2.96	0.44
2:L:466:LEU:CD2	2:L:488:ILE:HD13	2.48	0.44
1:G:389:LEU:CD1	1:G:400:CYS:CB	2.96	0.44
1:G:419:ILE:O	1:G:420:ASP:C	2.56	0.44
2:H:495:LYS:N	2:H:496:PRO:CD	2.81	0.44
2:H:537:ALA:O	2:H:538:LYS:C	2.56	0.44
1:I:382:MET:SD	1:I:404:ILE:HG23	2.57	0.44
1:I:419:ILE:O	1:I:420:ASP:C	2.56	0.44
2:J:483:GLN:O	2:J:484:LEU:C	2.55	0.44
2:D:451:ILE:HG22	2:D:452:VAL:N	2.33	0.44
2:J:180:ARG:O	2:J:181:VAL:C	2.56	0.44
2:J:299:GLN:O	2:J:300:TYR:O	2.36	0.44
2:J:33:ALA:O	2:J:34:VAL:C	2.56	0.44
2:J:54:VAL:O	2:J:57:CYS:HB3	2.17	0.44
2:L:565:CYS:HB2	2:L:566:TYR:HD1	1.83	0.44
2:B:130:LEU:C	2:B:132:ASP:H	2.21	0.44
2:H:220:ILE:O	2:H:222:ILE:N	2.51	0.44
2:H:311:GLN:CD	2:H:555:ILE:HB	2.37	0.44
2:H:87:ALA:O	2:H:90:THR:HB	2.18	0.44
3:P:118:MET:CG	3:P:119:ASP:N	2.81	0.44
1:C:160:CYS:O	1:C:164:VAL:HG23	2.18	0.44
1:C:83:ARG:HG3	4:T:112:PHE:CE2	2.53	0.44

Continued on next page...

Continued from previous page...

Atom-1	Atom-2	Interatomic distance (Å)	Clash overlap (Å)
4:T:107:PHE:N	4:T:107:PHE:HD2	2.16	0.44
4:T:90:LEU:CD2	4:T:90:LEU:N	2.79	0.44
3:N:118:MET:CG	3:N:119:ASP:N	2.81	0.44
3:N:129:LYS:C	3:N:131:LEU:N	2.71	0.44
1:A:139:ALA:O	1:A:142:VAL:HB	2.18	0.44
1:G:22:GLU:O	1:G:23:GLU:C	2.56	0.44
4:Q:107:PHE:N	4:Q:107:PHE:HD2	2.16	0.44
4:Q:90:LEU:N	4:Q:90:LEU:CD2	2.79	0.44
4:X:88:VAL:CG2	4:X:89:GLU:H	2.31	0.44
3:O:118:MET:CB	3:O:123:PRO:HA	2.41	0.44
3:P:327:THR:HG23	3:P:355:LEU:O	2.18	0.44
4:W:14:LEU:CD1	4:W:16:LEU:N	2.81	0.44
4:W:50:LEU:HD22	4:W:52:TRP:HB2	1.99	0.44
1:E:160:CYS:O	1:E:164:VAL:HG23	2.18	0.44
1:E:79:PHE:CE2	1:E:83:ARG:HD2	2.52	0.44
3:M:337:GLU:C	3:M:339:SER:H	2.21	0.44
3:O:104:ARG:O	3:O:107:PHE:CE1	2.70	0.44
3:V:8:VAL:HG22	3:V:67:LEU:CD1	2.48	0.44
2:L:373:ALA:O	2:L:376:ALA:CB	2.63	0.44
2:L:392:VAL:O	2:L:395:LEU:N	2.50	0.44
4:S:71:ILE:CG2	4:S:75:ASP:CB	2.95	0.44
1:K:271:LEU:O	1:K:274:VAL:HB	2.18	0.44
4:W:71:ILE:CG2	4:W:75:ASP:CB	2.95	0.44
1:G:198:LEU:O	1:G:201:MET:HB2	2.17	0.44
1:G:271:LEU:O	1:G:274:VAL:HB	2.18	0.44
4:U:32:VAL:HG12	4:U:33:ARG:N	2.33	0.44
4:W:98:VAL:CG2	4:W:99:CYS:N	2.80	0.44
2:H:2:THR:CG2	3:R:408:TRP:HH2	2.30	0.44
1:K:329:LEU:O	1:K:330:THR:C	2.56	0.44
1:G:551:TYR:C	1:G:553:SER:H	2.20	0.44
1:I:551:TYR:C	1:I:553:SER:H	2.20	0.44
1:E:551:TYR:C	1:E:553:SER:N	2.69	0.44
4:U:96:GLY:O	4:U:97:SER:C	2.55	0.44
1:G:43:ASN:N	1:G:43:ASN:ND2	2.66	0.44
2:B:433:CYS:HA	2:B:448:MET:CE	2.48	0.44
2:B:510:ALA:HB1	2:B:519:LEU:CD1	2.41	0.44
2:B:545:LYS:HA	2:B:546:PRO:HD3	1.44	0.44
1:E:439:PRO:O	1:E:440:ASN:C	2.55	0.44
2:F:477:SER:O	2:F:478:THR:C	2.56	0.44
2:F:495:LYS:N	2:F:496:PRO:CD	2.81	0.44
1:K:389:LEU:CD1	1:K:400:CYS:CB	2.96	0.44

Continued on next page...

Continued from previous page...

Atom-1	Atom-2	Interatomic distance (Å)	Clash overlap (Å)
1:K:522:THR:C	1:K:524:GLY:N	2.70	0.44
2:L:516:ASN:O	2:L:517:PRO:C	2.56	0.44
1:G:506:LEU:HD23	1:G:506:LEU:N	2.32	0.44
2:H:510:ALA:HB1	2:H:519:LEU:CD1	2.41	0.44
2:J:451:ILE:HG22	2:J:452:VAL:N	2.33	0.44
2:J:516:ASN:O	2:J:517:PRO:C	2.56	0.44
1:C:459:LEU:HD23	1:C:459:LEU:HA	1.91	0.44
2:D:466:LEU:CD2	2:D:488:ILE:HD13	2.48	0.44
2:D:495:LYS:N	2:D:496:PRO:CD	2.81	0.44
2:J:148:LEU:CD1	2:J:148:LEU:N	2.80	0.44
2:J:220:ILE:O	2:J:222:ILE:N	2.51	0.44
3:R:121:GLY:O	3:R:122:TYR:C	2.56	0.44
2:L:107:VAL:O	2:L:108:ARG:C	2.56	0.44
2:B:151:ILE:HG22	2:B:152:ASN:N	2.32	0.44
3:M:118:MET:CB	3:M:123:PRO:HA	2.41	0.44
2:B:570:LEU:HG	3:M:75:ALA:N	2.33	0.44
2:H:34:VAL:O	2:H:35:LYS:C	2.56	0.44
1:C:14:ILE:HG22	1:C:14:ILE:O	2.18	0.44
2:D:179:ASN:H	2:D:179:ASN:HD22	1.64	0.44
2:D:180:ARG:O	2:D:181:VAL:C	2.56	0.44
1:A:48:ARG:O	1:A:51:ALA:HB3	2.18	0.44
1:G:500:VAL:HG22	1:G:500:VAL:O	2.18	0.44
3:O:118:MET:CG	3:O:119:ASP:N	2.81	0.44
1:E:10:LEU:HD12	1:E:14:ILE:HD11	2.00	0.44
1:E:79:PHE:O	1:E:82:LYS:N	2.50	0.44
1:E:80:THR:O	1:E:81:ASP:C	2.55	0.44
3:M:323:PRO:HG2	3:M:334:TRP:CE3	2.52	0.44
1:E:83:ARG:HG3	4:U:112:PHE:CE2	2.53	0.44
4:U:80:THR:O	4:U:83:LEU:N	2.47	0.44
3:P:8:VAL:HG22	3:P:67:LEU:CD1	2.48	0.44
3:M:376:ILE:HG23	3:M:376:ILE:O	2.18	0.44
1:A:169:PRO:O	1:A:172:MET:HE2	2.18	0.44
1:K:155:LYS:CG	1:K:156:LYS:N	2.80	0.44
1:K:197:LEU:CD1	1:K:197:LEU:C	2.85	0.44
4:W:56:LYS:HG3	4:W:73:GLY:HA2	1.99	0.44
4:Q:72:GLU:O	4:Q:75:ASP:HB2	2.17	0.44
1:E:218:GLN:O	1:E:219:LEU:C	2.55	0.44
1:E:257:GLY:HA3	1:E:299:ILE:HD13	2.00	0.44
4:U:56:LYS:O	4:U:71:ILE:N	2.43	0.44
4:X:72:GLU:O	4:X:75:ASP:HB2	2.17	0.44
2:B:241:CYS:C	2:B:243:ARG:N	2.70	0.44

Continued on next page...

Continued from previous page...

Atom-1	Atom-2	Interatomic distance (Å)	Clash overlap (Å)
1:I:323:ASN:O	1:I:326:TYR:N	2.45	0.44
4:T:32:VAL:HG12	4:T:33:ARG:N	2.33	0.44
2:L:437:ASP:C	2:L:439:ASP:H	2.20	0.44
2:H:436:LEU:HD13	2:H:436:LEU:O	2.16	0.44
1:C:375:GLY:C	1:C:377:ASN:N	2.71	0.44
3:P:384:TYR:CA	3:P:411:TYR:HB2	2.44	0.44
2:H:56:ASN:ND2	2:H:56:ASN:N	2.65	0.44
2:B:56:ASN:ND2	2:B:56:ASN:N	2.65	0.44
2:J:56:ASN:ND2	2:J:56:ASN:N	2.65	0.44
1:G:329:LEU:O	1:G:330:THR:C	2.56	0.44
1:K:279:GLU:N	1:K:279:GLU:OE1	2.45	0.44
1:C:43:ASN:ND2	1:C:43:ASN:N	2.66	0.44
2:B:43:VAL:O	2:B:43:VAL:HG12	2.17	0.44
1:A:422:ILE:CG2	1:A:441:LEU:HD12	2.48	0.44
1:A:458:ARG:O	1:A:459:LEU:C	2.55	0.44
2:B:540:VAL:O	2:B:543:ALA:HB2	2.18	0.44
1:E:422:ILE:CG2	1:E:441:LEU:HD12	2.48	0.44
1:K:416:ARG:HD3	1:K:454:TYR:HE1	1.82	0.44
1:K:460:TYR:O	1:K:464:LEU:HD23	2.18	0.44
2:L:433:CYS:HA	2:L:448:MET:CE	2.48	0.44
2:L:495:LYS:N	2:L:496:PRO:CD	2.81	0.44
2:H:516:ASN:O	2:H:517:PRO:C	2.56	0.44
1:G:583:ARG:HB2	2:H:528:ARG:NH2	2.32	0.44
1:G:232:SER:CB	2:J:464:GLU:OE1	2.66	0.44
1:I:422:ILE:CG2	1:I:441:LEU:HD12	2.48	0.44
2:J:466:LEU:N	2:J:466:LEU:CD1	2.79	0.44
2:J:540:VAL:O	2:J:543:ALA:HB2	2.18	0.44
1:C:439:PRO:O	1:C:440:ASN:C	2.55	0.44
1:C:422:ILE:CG2	1:C:441:LEU:HD12	2.48	0.44
2:D:433:CYS:HA	2:D:448:MET:CE	2.48	0.44
2:J:130:LEU:C	2:J:132:ASP:H	2.21	0.44
3:R:129:LYS:C	3:R:131:LEU:N	2.71	0.44
3:R:126:THR:CG2	3:R:131:LEU:HD13	2.40	0.44
3:V:119:ASP:C	3:V:121:GLY:H	2.21	0.44
2:B:309:ILE:HG22	2:B:310:VAL:N	2.33	0.44
2:B:74:MET:O	2:B:77:ALA:N	2.39	0.44
2:H:219:GLN:OE1	2:H:255:VAL:HG11	2.17	0.44
2:H:230:MET:CE	2:H:240:ILE:HD12	2.47	0.44
2:H:299:GLN:O	2:H:300:TYR:O	2.36	0.44
2:H:55:VAL:C	2:H:57:CYS:N	2.71	0.44
2:H:567:ILE:HA	2:H:572:SER:OG	2.17	0.44

Continued on next page...

Continued from previous page...

Atom-1	Atom-2	Interatomic distance (Å)	Clash overlap (Å)
2:H:71:LEU:O	2:H:72:TYR:C	2.53	0.44
1:C:22:GLU:O	1:C:23:GLU:C	2.56	0.44
1:C:46:ARG:HH21	1:C:69:GLU:HG3	1.83	0.44
1:C:80:THR:O	1:C:81:ASP:C	2.55	0.44
2:D:107:VAL:O	2:D:108:ARG:C	2.56	0.44
1:A:57:HIS:C	1:A:59:LEU:N	2.70	0.44
4:S:114:LEU:HD23	4:S:115:ASP:N	2.33	0.44
1:G:31:CYS:HA	1:G:34:ILE:HB	2.00	0.44
3:R:327:THR:HG23	3:R:355:LEU:O	2.17	0.44
1:I:139:ALA:O	1:I:142:VAL:HB	2.18	0.44
2:F:299:GLN:O	2:F:300:TYR:O	2.36	0.44
2:F:307:ASN:OD1	2:F:344:ARG:NH1	2.50	0.44
2:F:563:LEU:C	2:F:565:CYS:N	2.70	0.44
3:O:119:ASP:C	3:O:121:GLY:N	2.71	0.44
3:O:121:GLY:O	3:O:122:TYR:C	2.56	0.44
3:P:337:GLU:C	3:P:339:SER:H	2.21	0.44
2:L:384:VAL:O	2:L:387:SER:OG	2.27	0.44
3:M:107:PHE:O	3:M:110:ILE:HB	2.18	0.44
2:B:335:LYS:O	2:B:338:LYS:HB2	2.17	0.44
2:B:374:VAL:C	2:B:376:ALA:N	2.71	0.44
2:F:335:LYS:O	2:F:338:LYS:HB2	2.17	0.44
2:F:390:ARG:HG2	2:F:390:ARG:HH11	1.83	0.44
3:P:107:PHE:O	3:P:110:ILE:HB	2.18	0.44
2:L:34:VAL:O	2:L:35:LYS:C	2.56	0.44
2:L:35:LYS:CE	3:V:137:GLN:HE21	2.31	0.44
3:V:327:THR:HG23	3:V:355:LEU:O	2.17	0.44
3:V:337:GLU:C	3:V:339:SER:H	2.21	0.44
2:D:155:MET:H	2:D:158:ASP:CB	2.29	0.44
2:D:395:LEU:O	2:D:396:LEU:C	2.53	0.44
1:G:155:LYS:CG	1:G:156:LYS:N	2.80	0.44
3:N:239:HIS:O	3:N:241:CYS:N	2.50	0.44
3:O:277:ILE:HG22	3:O:277:ILE:O	2.18	0.44
4:U:56:LYS:HG3	4:U:73:GLY:HA2	1.99	0.44
1:I:271:LEU:O	1:I:274:VAL:HB	2.18	0.44
3:N:177:GLU:OE2	3:N:388:SER:HB3	2.18	0.44
3:P:177:GLU:OE2	3:P:388:SER:HB3	2.18	0.44
1:C:572:LYS:HG2	1:C:573:TYR:CE1	2.53	0.44
4:W:18:LYS:CG	4:W:20:TYR:HE1	2.30	0.44
4:T:18:LYS:CG	4:T:20:TYR:HE1	2.30	0.44
4:X:98:VAL:CG2	4:X:99:CYS:N	2.80	0.44
2:H:360:GLU:O	2:H:363:THR:HB	2.17	0.44

Continued on next page...

Continued from previous page...

Atom-1	Atom-2	Interatomic distance (Å)	Clash overlap (Å)
3:O:43:GLU:O	3:O:45:MET:N	2.51	0.44
3:O:162:GLU:CG	3:O:163:GLY:H	2.31	0.44
3:M:395:LEU:HA	3:M:395:LEU:HD12	1.70	0.44
1:A:436:ASP:O	1:A:439:PRO:HD2	2.18	0.43
1:A:533:LEU:O	1:A:534:SER:C	2.56	0.43
2:F:516:ASN:O	2:F:517:PRO:C	2.56	0.43
2:L:487:ALA:HA	2:L:490:LYS:HD2	2.00	0.43
2:L:537:ALA:O	2:L:538:LYS:C	2.56	0.43
2:H:487:ALA:HA	2:H:490:LYS:HD2	2.00	0.43
2:H:540:VAL:O	2:H:543:ALA:HB2	2.18	0.43
1:I:434:ARG:HB3	1:I:434:ARG:HE	1.63	0.43
2:J:433:CYS:HA	2:J:448:MET:CE	2.48	0.43
2:J:466:LEU:CD2	2:J:488:ILE:HD13	2.48	0.43
2:J:477:SER:O	2:J:478:THR:C	2.55	0.43
1:C:562:ARG:O	1:C:563:ALA:C	2.56	0.43
2:J:34:VAL:O	2:J:35:LYS:C	2.56	0.43
2:L:130:LEU:C	2:L:132:ASP:H	2.21	0.43
2:B:41:MET:HE3	2:B:47:VAL:HG21	2.00	0.43
2:H:180:ARG:O	2:H:181:VAL:C	2.56	0.43
2:H:563:LEU:C	2:H:565:CYS:N	2.70	0.43
1:C:236:ASP:OD2	1:C:239:GLY:N	2.51	0.43
4:T:59:TYR:CD2	4:T:59:TYR:N	2.83	0.43
2:D:34:VAL:O	2:D:35:LYS:C	2.56	0.43
2:D:570:LEU:CD2	3:N:77:VAL:HG22	2.47	0.43
1:A:103:MET:O	1:A:107:ILE:HG12	2.19	0.43
1:A:46:ARG:HE	1:A:69:GLU:HG3	1.82	0.43
1:G:159:LEU:O	1:G:160:CYS:C	2.55	0.43
1:G:48:ARG:O	1:G:51:ALA:HB3	2.18	0.43
4:X:32:VAL:HG12	4:X:33:ARG:N	2.33	0.43
2:F:220:ILE:O	2:F:222:ILE:N	2.51	0.43
2:F:565:CYS:HB2	2:F:566:TYR:HD1	1.82	0.43
3:O:119:ASP:C	3:O:121:GLY:H	2.21	0.43
2:H:355:LEU:O	2:H:357:GLU:N	2.51	0.43
2:B:355:LEU:O	2:B:357:GLU:N	2.52	0.43
2:B:390:ARG:HG2	2:B:390:ARG:HH11	1.83	0.43
2:B:391:CYS:O	2:B:394:THR:N	2.50	0.43
2:F:374:VAL:C	2:F:376:ALA:N	2.71	0.43
2:J:155:MET:H	2:J:158:ASP:CB	2.29	0.43
3:R:278:TRP:C	3:R:279:ILE:HG13	2.38	0.43
1:G:257:GLY:HA3	1:G:299:ILE:HD13	2.00	0.43
3:O:380:PHE:HB2	3:O:381:GLU:H	1.66	0.43

Continued on next page...

Continued from previous page...

Atom-1	Atom-2	Interatomic distance (Å)	Clash overlap (Å)
3:M:180:ASN:HA	3:M:417:ASP:HB2	1.99	0.43
2:D:163:ASP:O	2:D:164:THR:C	2.57	0.43
4:X:56:LYS:HG3	4:X:73:GLY:HA2	1.99	0.43
3:R:277:ILE:O	3:R:277:ILE:HG22	2.18	0.43
3:O:32:HIS:ND1	3:O:52:HIS:CD2	2.81	0.43
1:K:313:LEU:O	1:K:314:GLY:C	2.55	0.43
2:D:16:PHE:O	2:D:19:LYS:N	2.51	0.43
3:M:177:GLU:OE2	3:M:388:SER:HB3	2.18	0.43
3:O:86:LYS:O	3:O:89:GLN:CB	2.64	0.43
3:N:84:LEU:O	3:N:85:TYR:C	2.56	0.43
3:M:399:GLU:HG3	3:M:401:SER:N	2.29	0.43
3:R:321:ASP:OD1	3:R:322:SER:N	2.38	0.43
1:I:572:LYS:HG2	1:I:573:TYR:CE1	2.53	0.43
1:G:375:GLY:O	1:G:377:ASN:N	2.51	0.43
1:A:491:GLN:OE1	1:G:276:THR:CG2	2.66	0.43
2:F:442:PRO:O	2:F:443:GLU:C	2.56	0.43
3:N:192:SER:OG	3:N:271:THR:O	2.33	0.43
2:J:7:PHE:HD2	4:X:99:CYS:HA	1.81	0.43
4:U:98:VAL:CG2	4:U:99:CYS:N	2.80	0.43
2:L:530:LEU:C	2:L:532:THR:H	2.21	0.43
4:T:56:LYS:HG3	4:T:73:GLY:HA2	1.99	0.43
1:E:43:ASN:N	1:E:43:ASN:ND2	2.66	0.43
1:A:522:THR:O	1:A:524:GLY:N	2.51	0.43
1:A:502:GLU:HG3	1:A:537:PHE:CE2	2.52	0.43
1:A:557:VAL:HG21	2:B:415:LYS:NZ	2.33	0.43
2:B:399:ILE:C	2:B:401:THR:N	2.72	0.43
2:B:485:LEU:C	2:B:485:LEU:CD2	2.87	0.43
1:E:436:ASP:O	1:E:439:PRO:HD2	2.19	0.43
1:E:533:LEU:O	1:E:534:SER:C	2.56	0.43
1:E:557:VAL:HG21	2:F:415:LYS:NZ	2.33	0.43
2:F:460:ASP:O	2:F:462:ALA:N	2.51	0.43
2:F:483:GLN:O	2:F:484:LEU:C	2.55	0.43
2:F:487:ALA:HA	2:F:490:LYS:HD2	2.00	0.43
1:K:422:ILE:CG2	1:K:441:LEU:HD12	2.48	0.43
1:K:531:MET:C	1:K:533:LEU:N	2.71	0.43
2:L:426:GLU:CA	2:L:429:ILE:HD13	2.44	0.43
2:L:452:VAL:HG13	2:L:453:GLY:H	1.80	0.43
1:G:436:ASP:O	1:G:439:PRO:HD2	2.19	0.43
1:G:502:GLU:OE1	1:G:537:PHE:HB3	2.17	0.43
2:H:477:SER:O	2:H:478:THR:C	2.55	0.43
2:H:466:LEU:CD2	2:H:488:ILE:HD13	2.48	0.43

Continued on next page...

Continued from previous page...

Atom-1	Atom-2	Interatomic distance (Å)	Clash overlap (Å)
1:I:375:GLY:O	1:I:377:ASN:N	2.51	0.43
1:I:460:TYR:O	1:I:464:LEU:HD23	2.19	0.43
2:D:537:ALA:O	2:D:538:LYS:C	2.56	0.43
2:J:184:LEU:O	2:J:185:SER:C	2.56	0.43
2:J:219:GLN:OE1	2:J:255:VAL:HG11	2.17	0.43
2:J:570:LEU:HG	3:R:75:ALA:N	2.33	0.43
2:B:151:ILE:O	2:B:153:ALA:N	2.51	0.43
2:B:220:ILE:O	2:B:222:ILE:N	2.51	0.43
2:B:34:VAL:O	2:B:35:LYS:C	2.56	0.43
2:B:570:LEU:CD2	3:M:77:VAL:HG22	2.47	0.43
2:H:577:PRO:HA	2:H:578:PRO:HD3	1.89	0.43
1:C:48:ARG:O	1:C:51:ALA:HB3	2.18	0.43
1:C:5:ILE:O	1:C:52:LYS:NZ	2.46	0.43
2:D:190:SER:C	2:D:192:PRO:HD2	2.34	0.43
2:D:299:GLN:O	2:D:300:TYR:O	2.36	0.43
1:A:83:ARG:HG3	4:S:112:PHE:CE2	2.53	0.43
1:G:10:LEU:HD12	1:G:14:ILE:HD11	2.00	0.43
4:Q:14:LEU:CD1	4:Q:16:LEU:N	2.81	0.43
3:R:329:VAL:CG1	3:R:330:GLY:N	2.81	0.43
3:R:337:GLU:C	3:R:339:SER:H	2.21	0.43
1:I:48:ARG:O	1:I:51:ALA:HB3	2.18	0.43
4:X:114:LEU:HD23	4:X:115:ASP:N	2.33	0.43
2:F:124:GLU:CB	2:F:125:PRO:HD3	2.42	0.43
2:F:165:LEU:O	2:F:169:ILE:N	2.49	0.43
2:F:34:VAL:O	2:F:35:LYS:C	2.56	0.43
1:E:103:MET:O	1:E:107:ILE:HG12	2.18	0.43
1:E:139:ALA:O	1:E:142:VAL:HB	2.18	0.43
1:E:68:LEU:H	1:E:68:LEU:HD23	1.83	0.43
4:U:16:LEU:CD1	4:U:16:LEU:C	2.79	0.43
3:R:107:PHE:O	3:R:110:ILE:HB	2.18	0.43
3:R:8:VAL:HG22	3:R:67:LEU:CD1	2.48	0.43
2:F:391:CYS:O	2:F:394:THR:N	2.50	0.43
3:O:343:TRP:CZ2	3:O:356:MET:HB2	2.51	0.43
3:P:314:ILE:HA	3:P:315:PRO:HD3	1.83	0.43
1:A:264:SER:C	1:A:266:ALA:N	2.71	0.43
1:G:218:GLN:O	1:G:219:LEU:C	2.55	0.43
3:M:277:ILE:HG22	3:M:277:ILE:O	2.18	0.43
2:L:16:PHE:O	2:L:19:LYS:N	2.51	0.43
1:C:36:SER:CA	1:C:39:ARG:HG2	2.41	0.43
2:H:208:LEU:HD11	2:H:243:ARG:CD	2.41	0.43
3:N:384:TYR:CA	3:N:411:TYR:HB2	2.44	0.43

Continued on next page...

Continued from previous page...

Atom-1	Atom-2	Interatomic distance (Å)	Clash overlap (Å)
1:G:375:GLY:C	1:G:377:ASN:N	2.71	0.43
1:K:395:GLU:H	1:K:395:GLU:CD	2.21	0.43
4:S:18:LYS:CG	4:S:20:TYR:HE1	2.30	0.43
2:B:7:PHE:HD2	4:S:99:CYS:HA	1.81	0.43
2:L:360:GLU:O	2:L:363:THR:HB	2.17	0.43
1:K:232:SER:HA	1:K:233:PRO:HD3	1.71	0.43
1:C:224:LYS:O	1:C:225:ASN:C	2.57	0.43
2:D:553:ASP:O	2:D:554:LEU:HB2	2.18	0.43
3:N:247:PHE:HB2	3:N:248:GLU:H	1.62	0.43
1:A:308:LEU:O	1:A:309:ALA:C	2.56	0.43
1:A:506:LEU:HD23	1:A:506:LEU:N	2.32	0.43
2:B:411:ILE:H	2:B:411:ILE:HD12	1.84	0.43
2:B:460:ASP:O	2:B:462:ALA:N	2.51	0.43
2:B:495:LYS:N	2:B:496:PRO:CD	2.81	0.43
1:E:419:ILE:O	1:E:423:MET:HG3	2.19	0.43
1:E:459:LEU:HA	1:E:459:LEU:HD23	1.91	0.43
1:E:463:ILE:CD1	1:E:476:ALA:CB	2.96	0.43
1:E:531:MET:C	1:E:533:LEU:N	2.71	0.43
2:F:530:LEU:C	2:F:532:THR:H	2.21	0.43
1:K:434:ARG:HE	1:K:434:ARG:HB3	1.63	0.43
2:L:466:LEU:O	2:L:467:GLU:C	2.56	0.43
1:G:508:ILE:N	1:G:508:ILE:CD1	2.82	0.43
1:I:363:ARG:O	1:I:366:MET:HB3	2.19	0.43
1:I:389:LEU:CD1	1:I:400:CYS:CB	2.96	0.43
2:J:487:ALA:HA	2:J:490:LYS:HD2	2.00	0.43
1:C:436:ASP:O	1:C:439:PRO:HD2	2.19	0.43
1:C:463:ILE:HG13	1:C:463:ILE:H	1.56	0.43
1:C:557:VAL:HG22	2:D:419:ARG:NH1	2.32	0.43
2:D:399:ILE:C	2:D:401:THR:N	2.72	0.43
2:D:460:ASP:O	2:D:462:ALA:N	2.51	0.43
2:D:466:LEU:O	2:D:467:GLU:C	2.56	0.43
3:R:119:ASP:C	3:R:121:GLY:H	2.21	0.43
2:L:151:ILE:O	2:L:153:ALA:N	2.51	0.43
2:L:230:MET:CE	2:L:240:ILE:HD12	2.47	0.43
2:B:35:LYS:CE	3:M:137:GLN:HE21	2.31	0.43
2:H:38:ILE:HD13	2:H:38:ILE:N	2.31	0.43
2:H:88:VAL:O	2:H:91:PHE:N	2.50	0.43
1:A:86:TYR:HD2	1:A:125:THR:HG1	1.62	0.43
1:I:68:LEU:H	1:I:68:LEU:HD23	1.84	0.43
4:X:30:LYS:HZ3	4:X:33:ARG:NH2	2.16	0.43
1:K:14:ILE:O	1:K:14:ILE:HG22	2.18	0.43

Continued on next page...

Continued from previous page...

Atom-1	Atom-2	Interatomic distance (Å)	Clash overlap (Å)
1:K:48:ARG:O	1:K:51:ALA:HB3	2.18	0.43
1:K:54:LEU:HD23	1:K:54:LEU:HA	1.88	0.43
4:W:32:VAL:HG12	4:W:33:ARG:N	2.33	0.43
1:E:46:ARG:HH21	1:E:69:GLU:HG3	1.83	0.43
1:E:51:ALA:HA	1:E:54:LEU:HD12	1.99	0.43
3:O:107:PHE:O	3:O:110:ILE:HB	2.18	0.43
3:O:8:VAL:HG22	3:O:67:LEU:CD1	2.48	0.43
3:V:107:PHE:O	3:V:110:ILE:HB	2.18	0.43
3:R:108:VAL:O	3:R:111:TYR:N	2.52	0.43
2:F:387:SER:HB2	2:F:390:ARG:HD3	2.00	0.43
3:O:328:THR:HB	3:O:329:VAL:HG23	2.01	0.43
3:M:183:VAL:HB	3:M:420:LEU:HD22	2.01	0.43
3:P:171:VAL:HG13	3:P:202:VAL:CG2	2.36	0.43
3:N:241:CYS:O	3:N:255:PHE:CB	2.57	0.43
1:E:215:LEU:O	1:E:216:VAL:C	2.54	0.43
1:I:208:MET:HE3	1:I:208:MET:HB3	1.88	0.43
4:U:30:LYS:HZ3	4:U:33:ARG:NH2	2.16	0.43
3:P:285:LYS:O	3:P:286:HIS:CB	2.64	0.43
4:U:18:LYS:CG	4:U:20:TYR:HE1	2.30	0.43
2:B:360:GLU:O	2:B:363:THR:HB	2.17	0.43
3:M:162:GLU:CG	3:M:163:GLY:H	2.31	0.43
1:K:329:LEU:O	1:K:332:LEU:CB	2.67	0.43
1:G:329:LEU:O	1:G:332:LEU:CB	2.67	0.43
1:A:363:ARG:O	1:A:366:MET:HB3	2.19	0.43
1:A:416:ARG:CD	1:A:454:TYR:CE1	2.96	0.43
2:B:487:ALA:HA	2:B:490:LYS:HD2	2.00	0.43
1:E:353:CYS:C	1:E:355:LYS:N	2.69	0.43
1:E:375:GLY:C	1:E:377:ASN:N	2.72	0.43
1:E:502:GLU:OE1	1:E:537:PHE:HB3	2.17	0.43
1:E:585:PRO:C	1:E:586:VAL:CG2	2.87	0.43
2:F:540:VAL:O	2:F:543:ALA:HB2	2.18	0.43
1:K:375:GLY:O	1:K:377:ASN:N	2.51	0.43
1:K:419:ILE:O	1:K:420:ASP:C	2.56	0.43
1:K:423:MET:O	1:K:424:ARG:C	2.56	0.43
1:G:419:ILE:O	1:G:423:MET:HG3	2.18	0.43
2:J:495:LYS:N	2:J:496:PRO:CD	2.81	0.43
1:C:389:LEU:CD1	1:C:400:CYS:CB	2.96	0.43
1:C:441:LEU:HD23	1:C:441:LEU:O	2.17	0.43
1:C:508:ILE:CD1	1:C:508:ILE:N	2.82	0.43
1:C:557:VAL:HG21	2:D:415:LYS:NZ	2.33	0.43
2:J:122:LEU:HG	2:J:123:CYS:N	2.32	0.43

Continued on next page...

Continued from previous page...

Atom-1	Atom-2	Interatomic distance (Å)	Clash overlap (Å)
2:J:179:ASN:O	2:J:180:ARG:C	2.55	0.43
2:J:217:TRP:NE1	3:R:123:PRO:HB2	2.34	0.43
2:J:58:MET:O	2:J:60:THR:N	2.42	0.43
3:R:118:MET:CG	3:R:119:ASP:N	2.81	0.43
2:L:220:ILE:O	2:L:222:ILE:N	2.51	0.43
2:L:304:ARG:HG2	2:L:573:VAL:CA	2.47	0.43
2:B:255:VAL:HG23	2:B:256:VAL:HG23	2.01	0.43
2:H:255:VAL:HG23	2:H:256:VAL:HG23	2.01	0.43
2:H:33:ALA:O	2:H:34:VAL:C	2.56	0.43
2:H:58:MET:CE	2:H:90:THR:HG21	2.49	0.43
1:C:103:MET:O	1:C:107:ILE:HG12	2.18	0.43
1:C:139:ALA:O	1:C:142:VAL:HB	2.18	0.43
4:T:84:ILE:O	4:T:85:HIS:C	2.57	0.43
2:D:65:LEU:O	2:D:66:LYS:C	2.56	0.43
1:A:500:VAL:O	1:A:500:VAL:HG22	2.18	0.43
1:A:159:LEU:O	1:A:160:CYS:C	2.55	0.43
1:A:46:ARG:HH21	1:A:69:GLU:HG3	1.83	0.43
1:A:79:PHE:O	1:A:82:LYS:N	2.50	0.43
4:S:84:ILE:O	4:S:85:HIS:C	2.57	0.43
4:S:88:VAL:CG2	4:S:89:GLU:H	2.31	0.43
1:G:11:ILE:O	1:G:13:THR:N	2.52	0.43
4:Q:114:LEU:HD23	4:Q:115:ASP:N	2.33	0.43
4:Q:84:ILE:O	4:Q:85:HIS:C	2.57	0.43
4:Q:87:TYR:CZ	4:Q:91:LEU:HD11	2.54	0.43
3:R:356:MET:C	3:R:356:MET:SD	2.97	0.43
1:I:11:ILE:O	1:I:13:THR:N	2.52	0.43
1:I:51:ALA:HA	1:I:54:LEU:HD12	1.99	0.43
1:I:83:ARG:HG3	4:X:112:PHE:CE2	2.53	0.43
4:X:31:MET:HE3	4:X:53:ARG:NH1	2.34	0.43
4:X:84:ILE:O	4:X:85:HIS:C	2.57	0.43
2:F:54:VAL:O	2:F:57:CYS:HB3	2.17	0.43
2:F:87:ALA:O	2:F:90:THR:HB	2.18	0.43
1:K:67:GLN:O	1:K:70:CYS:CB	2.56	0.43
1:K:68:LEU:HG	1:K:69:GLU:N	2.15	0.43
1:E:19:THR:HG21	3:O:142:LEU:HD21	2.01	0.43
1:E:5:ILE:HB	1:E:52:LYS:NZ	2.27	0.43
3:M:356:MET:SD	3:M:356:MET:C	2.97	0.43
2:H:387:SER:HB2	2:H:390:ARG:HD3	2.00	0.43
2:L:355:LEU:O	2:L:357:GLU:N	2.52	0.43
2:F:393:SER:O	2:F:397:ASP:HB2	2.19	0.43
3:P:108:VAL:O	3:P:111:TYR:N	2.52	0.43

Continued on next page...

Continued from previous page...

Atom-1	Atom-2	Interatomic distance (Å)	Clash overlap (Å)
2:L:33:ALA:O	2:L:34:VAL:C	2.56	0.43
2:J:355:LEU:O	2:J:357:GLU:N	2.51	0.43
2:D:393:SER:O	2:D:397:ASP:HB2	2.19	0.43
3:P:183:VAL:HB	3:P:420:LEU:HD22	2.01	0.43
1:C:313:LEU:O	1:C:314:GLY:C	2.55	0.43
1:G:257:GLY:O	1:G:258:ARG:C	2.55	0.43
1:E:195:VAL:O	1:E:196:VAL:C	2.55	0.43
1:K:308:LEU:O	1:K:309:ALA:C	2.56	0.43
3:N:32:HIS:O	3:N:33:PHE:C	2.57	0.43
3:P:91:PHE:O	3:P:93:GLU:N	2.52	0.43
3:N:399:GLU:HG3	3:N:401:SER:N	2.29	0.43
1:C:375:GLY:O	1:C:377:ASN:N	2.51	0.43
3:M:4:SER:OG	3:M:22:ARG:HD3	2.19	0.43
2:B:363:THR:O	2:B:364:GLU:O	2.35	0.43
3:V:42:GLU:HB3	3:V:302:LYS:CB	2.48	0.43
2:F:97:ASP:HA	2:F:98:PRO:HD3	1.51	0.43
1:C:329:LEU:O	1:C:330:THR:C	2.56	0.43
3:N:214:LEU:HD23	3:N:214:LEU:HA	1.82	0.43
2:J:59:GLN:HB3	2:J:59:GLN:HE21	1.59	0.43
2:H:59:GLN:HB3	2:H:59:GLN:HE21	1.59	0.43
1:A:339:ASP:O	1:A:342:ALA:HB3	2.19	0.43
1:A:372:LEU:CD1	1:A:372:LEU:H	2.31	0.43
1:A:419:ILE:O	1:A:423:MET:HG3	2.19	0.43
1:E:583:ARG:HB2	2:F:528:ARG:NH2	2.33	0.43
2:L:460:ASP:O	2:L:462:ALA:N	2.51	0.43
2:L:485:LEU:C	2:L:485:LEU:CD2	2.87	0.43
1:G:460:TYR:O	1:G:464:LEU:HD23	2.19	0.43
1:G:585:PRO:C	1:G:586:VAL:CG2	2.87	0.43
1:G:232:SER:HA	1:G:233:PRO:HD3	1.71	0.43
1:I:506:LEU:O	1:I:508:ILE:N	2.52	0.43
1:I:562:ARG:O	1:I:563:ALA:C	2.56	0.43
2:J:256:VAL:O	2:J:259:ALA:HB3	2.19	0.43
2:J:58:MET:CE	2:J:90:THR:HG21	2.49	0.43
2:B:565:CYS:HB2	2:B:566:TYR:HD1	1.82	0.43
3:M:121:GLY:O	3:M:122:TYR:C	2.56	0.43
2:D:220:ILE:O	2:D:222:ILE:N	2.51	0.43
2:D:313:ARG:HA	2:D:313:ARG:HD3	1.82	0.43
3:N:327:THR:HG23	3:N:355:LEU:O	2.17	0.43
1:G:103:MET:O	1:G:107:ILE:HG12	2.18	0.43
1:G:160:CYS:O	1:G:164:VAL:HG23	2.18	0.43
1:G:236:ASP:OD2	1:G:239:GLY:N	2.51	0.43

Continued on next page...

Continued from previous page...

Atom-1	Atom-2	Interatomic distance (Å)	Clash overlap (Å)
1:G:59:LEU:HA	1:G:59:LEU:HD12	1.86	0.43
4:Q:88:VAL:CG2	4:Q:89:GLU:H	2.31	0.43
4:X:80:THR:O	4:X:83:LEU:N	2.47	0.43
2:F:311:GLN:CD	2:F:555:ILE:HB	2.38	0.43
2:F:65:LEU:O	2:F:66:LYS:C	2.56	0.43
1:K:46:ARG:HH21	1:K:69:GLU:HG3	1.83	0.43
1:K:19:THR:HG21	3:V:142:LEU:HD21	2.01	0.43
4:W:84:ILE:O	4:W:85:HIS:C	2.57	0.43
4:U:84:ILE:O	4:U:85:HIS:C	2.57	0.43
3:V:108:VAL:O	3:V:111:TYR:N	2.52	0.43
2:L:367:VAL:O	2:L:369:PHE:N	2.52	0.43
2:F:330:ASP:O	2:F:335:LYS:HE3	2.19	0.43
3:V:356:MET:SD	3:V:356:MET:C	2.97	0.43
2:D:367:VAL:O	2:D:369:PHE:N	2.52	0.43
2:D:376:ALA:C	2:D:378:GLY:N	2.70	0.43
4:S:56:LYS:HG3	4:S:73:GLY:HA2	1.99	0.43
1:C:257:GLY:HA3	1:C:299:ILE:HD13	2.00	0.43
4:W:70:ALA:O	4:W:71:ILE:HD13	2.19	0.43
3:O:380:PHE:CE1	3:O:414:GLN:C	2.86	0.43
1:I:257:GLY:O	1:I:258:ARG:C	2.55	0.43
2:B:16:PHE:CZ	3:N:416:GLY:HA3	2.54	0.43
2:B:16:PHE:O	2:B:19:LYS:N	2.51	0.43
3:V:277:ILE:HG22	3:V:277:ILE:O	2.18	0.43
1:I:208:MET:C	1:I:212:PHE:HB2	2.39	0.43
3:P:32:HIS:O	3:P:33:PHE:C	2.57	0.43
1:I:329:LEU:O	1:I:332:LEU:CB	2.67	0.43
3:N:91:PHE:O	3:N:93:GLU:N	2.52	0.43
3:O:384:TYR:HD2	3:O:384:TYR:N	2.15	0.43
2:J:436:LEU:C	2:J:436:LEU:CD1	2.83	0.43
3:V:4:SER:OG	3:V:22:ARG:HD3	2.19	0.43
4:X:18:LYS:CG	4:X:20:TYR:HE1	2.30	0.43
3:O:337:GLU:C	3:O:339:SER:H	2.22	0.43
3:P:395:LEU:HD12	3:P:395:LEU:HA	1.70	0.43
1:A:375:GLY:C	1:A:377:ASN:N	2.71	0.43
2:B:404:ASN:O	2:B:407:VAL:HB	2.19	0.43
2:B:466:LEU:CD2	2:B:488:ILE:HD13	2.48	0.43
2:F:404:ASN:O	2:F:407:VAL:HB	2.19	0.43
2:F:453:GLY:O	2:F:454:GLU:C	2.57	0.43
2:F:524:TYR:O	2:F:527:TRP:N	2.52	0.43
1:K:557:VAL:HG21	2:L:415:LYS:NZ	2.33	0.43
2:L:399:ILE:C	2:L:401:THR:N	2.72	0.43

Continued on next page...

Continued from previous page...

Atom-1	Atom-2	Interatomic distance (Å)	Clash overlap (Å)
2:H:460:ASP:O	2:H:462:ALA:N	2.51	0.43
1:I:441:LEU:HD23	1:I:441:LEU:O	2.17	0.43
2:J:460:ASP:O	2:J:462:ALA:N	2.51	0.43
1:C:453:ALA:C	1:C:455:THR:N	2.72	0.43
1:C:519:THR:CG2	1:C:521:VAL:HG12	2.49	0.43
1:C:522:THR:C	1:C:524:GLY:N	2.70	0.43
2:D:524:TYR:O	2:D:527:TRP:N	2.52	0.43
2:L:175:MET:O	2:L:176:VAL:C	2.57	0.43
2:L:569:THR:HG23	3:V:74:ASN:CG	2.34	0.43
2:L:65:LEU:O	2:L:66:LYS:C	2.56	0.43
3:M:119:ASP:C	3:M:121:GLY:H	2.21	0.43
2:H:217:TRP:NE1	3:P:123:PRO:HB2	2.34	0.43
1:C:57:HIS:O	1:C:58:MET:C	2.57	0.43
4:T:87:TYR:CZ	4:T:91:LEU:HD11	2.54	0.43
2:D:229:TYR:HB3	2:D:230:MET:H	1.21	0.43
2:D:256:VAL:O	2:D:259:ALA:HB3	2.19	0.43
1:A:101:LEU:O	1:A:104:THR:HB	2.19	0.43
1:A:11:ILE:O	1:A:13:THR:N	2.52	0.43
3:N:356:MET:C	3:N:356:MET:SD	2.97	0.43
4:S:87:TYR:CZ	4:S:91:LEU:HD11	2.54	0.43
1:I:103:MET:O	1:I:107:ILE:HG12	2.18	0.43
1:I:79:PHE:O	1:I:82:LYS:N	2.50	0.43
4:X:87:TYR:CZ	4:X:91:LEU:HD11	2.54	0.43
2:F:577:PRO:O	2:F:579:ASN:N	2.51	0.43
3:P:323:PRO:HB3	3:P:325:PHE:HE2	1.81	0.43
3:P:356:MET:SD	3:P:356:MET:C	2.97	0.43
4:W:88:VAL:CG2	4:W:89:GLU:H	2.31	0.43
4:U:87:TYR:CZ	4:U:91:LEU:HD11	2.54	0.43
2:H:373:ALA:O	2:H:376:ALA:CB	2.63	0.43
3:N:107:PHE:O	3:N:110:ILE:HB	2.18	0.43
2:F:353:GLN:O	2:F:354:VAL:C	2.57	0.43
2:J:353:GLN:O	2:J:354:VAL:C	2.57	0.43
2:B:330:ASP:O	2:B:335:LYS:HE3	2.19	0.43
3:O:183:VAL:HB	3:O:420:LEU:HD22	2.01	0.43
4:T:131:VAL:HG12	4:T:132:LEU:N	2.34	0.43
3:R:376:ILE:O	3:R:376:ILE:HG23	2.18	0.43
4:S:70:ALA:O	4:S:71:ILE:HD13	2.19	0.43
1:C:339:ASP:O	1:C:342:ALA:HB3	2.19	0.43
4:T:70:ALA:O	4:T:71:ILE:HD13	2.19	0.43
1:K:152:TYR:HA	1:K:155:LYS:CE	2.47	0.43
2:H:16:PHE:O	2:H:19:LYS:N	2.51	0.43

Continued on next page...

Continued from previous page...

Atom-1	Atom-2	Interatomic distance (Å)	Clash overlap (Å)
2:J:16:PHE:O	2:J:19:LYS:N	2.51	0.43
2:L:86:MET:HE2	3:P:237:LYS:HD3	2.01	0.43
3:R:177:GLU:OE2	3:R:388:SER:HB3	2.18	0.43
3:V:84:LEU:O	3:V:85:TYR:C	2.56	0.43
3:V:86:LYS:O	3:V:87:VAL:C	2.57	0.43
3:P:86:LYS:O	3:P:89:GLN:CB	2.64	0.43
3:R:384:TYR:HD2	3:R:384:TYR:N	2.15	0.43
1:C:44:THR:O	1:C:45:TYR:CB	2.65	0.43
2:F:56:ASN:N	2:F:56:ASN:ND2	2.65	0.43
1:C:329:LEU:O	1:C:332:LEU:CB	2.67	0.43
2:B:553:ASP:O	2:B:554:LEU:HB2	2.19	0.43
2:F:5:LYS:NZ	3:M:261:GLU:OE2	2.51	0.43
2:H:5:LYS:NZ	3:R:261:GLU:OE2	2.48	0.43
1:C:555:ILE:HG13	1:C:555:ILE:H	1.51	0.43
1:I:281:SER:OG	1:I:282:LYS:N	2.50	0.43
1:A:519:THR:CG2	1:A:521:VAL:HG12	2.49	0.43
1:A:562:ARG:O	1:A:563:ALA:C	2.56	0.43
2:B:451:ILE:HG22	2:B:452:VAL:N	2.33	0.43
2:B:483:GLN:O	2:B:487:ALA:N	2.45	0.43
1:E:405:PHE:O	1:E:406:LEU:C	2.54	0.43
1:E:565:GLU:OE2	2:F:522:ARG:NH2	2.30	0.43
2:F:466:LEU:CD2	2:F:488:ILE:HD13	2.48	0.43
2:F:452:VAL:HG11	2:F:466:LEU:HD11	2.01	0.43
2:F:491:LEU:CD1	2:F:491:LEU:C	2.87	0.43
2:L:540:VAL:O	2:L:543:ALA:HB2	2.18	0.43
1:G:363:ARG:O	1:G:366:MET:HB3	2.19	0.43
1:G:372:LEU:CD1	1:G:372:LEU:H	2.31	0.43
1:G:519:THR:CG2	1:G:521:VAL:HG12	2.49	0.43
1:G:562:ARG:O	1:G:563:ALA:C	2.56	0.43
2:H:404:ASN:O	2:H:407:VAL:HB	2.19	0.43
2:H:411:ILE:HD12	2:H:411:ILE:H	1.84	0.43
2:H:433:CYS:HA	2:H:448:MET:CE	2.48	0.43
2:H:524:TYR:O	2:H:527:TRP:N	2.52	0.43
1:I:382:MET:CE	1:I:404:ILE:HG23	2.49	0.43
1:I:557:VAL:HG21	2:J:415:LYS:NZ	2.33	0.43
2:J:452:VAL:HG11	2:J:466:LEU:HD11	2.01	0.43
2:J:491:LEU:C	2:J:491:LEU:CD1	2.87	0.43
1:C:419:ILE:O	1:C:420:ASP:C	2.56	0.43
2:D:527:TRP:HE3	2:D:527:TRP:HA	1.84	0.43
2:J:104:ALA:O	2:J:107:VAL:HB	2.19	0.43
2:J:55:VAL:C	2:J:57:CYS:N	2.71	0.43

Continued on next page...

Continued from previous page...

Atom-1	Atom-2	Interatomic distance (Å)	Clash overlap (Å)
2:J:99:ASN:HA	2:J:100:PRO:HD2	1.75	0.43
2:L:58:MET:CE	2:L:90:THR:HG21	2.49	0.43
3:V:129:LYS:C	3:V:131:LEU:N	2.71	0.43
2:B:136:TYR:CD1	3:M:134:PHE:HE2	2.33	0.43
2:B:184:LEU:O	2:B:185:SER:C	2.56	0.43
2:B:304:ARG:HG2	2:B:573:VAL:CA	2.47	0.43
2:B:58:MET:CE	2:B:90:THR:HG21	2.49	0.43
2:B:87:ALA:O	2:B:90:THR:HB	2.18	0.43
3:M:118:MET:CG	3:M:119:ASP:N	2.81	0.43
3:M:129:LYS:C	3:M:131:LEU:N	2.71	0.43
1:C:68:LEU:H	1:C:68:LEU:HD23	1.83	0.43
4:T:87:TYR:O	4:T:90:LEU:HB2	2.19	0.43
1:A:135:CYS:O	1:A:139:ALA:HB2	2.19	0.43
3:N:329:VAL:CG1	3:N:330:GLY:N	2.81	0.43
1:G:68:LEU:H	1:G:68:LEU:HD23	1.83	0.43
1:G:46:ARG:HH21	1:G:69:GLU:HG3	1.83	0.43
4:Q:32:VAL:HG12	4:Q:33:ARG:N	2.33	0.43
1:I:19:THR:HG21	3:R:142:LEU:HD21	2.01	0.43
1:I:38:PHE:N	1:I:38:PHE:CD2	2.86	0.43
1:I:57:HIS:O	1:I:58:MET:C	2.57	0.43
2:F:104:ALA:O	2:F:107:VAL:HB	2.19	0.43
2:F:255:VAL:HG23	2:F:256:VAL:HG23	2.01	0.43
2:F:217:TRP:NE1	3:O:123:PRO:HB2	2.34	0.43
1:K:101:LEU:O	1:K:104:THR:HB	2.19	0.43
1:K:135:CYS:O	1:K:139:ALA:HB2	2.19	0.43
4:W:84:ILE:C	4:W:86:ARG:N	2.72	0.43
3:M:356:MET:SD	3:M:357:ARG:N	2.92	0.43
2:H:353:GLN:O	2:H:354:VAL:C	2.57	0.43
2:H:367:VAL:O	2:H:369:PHE:N	2.52	0.43
3:O:356:MET:C	3:O:356:MET:SD	2.97	0.43
2:J:330:ASP:O	2:J:335:LYS:HE3	2.19	0.43
2:J:367:VAL:O	2:J:369:PHE:N	2.52	0.43
1:A:257:GLY:HA3	1:A:299:ILE:HD13	2.00	0.43
2:J:163:ASP:O	2:J:164:THR:C	2.57	0.43
3:R:241:CYS:O	3:R:255:PHE:CB	2.57	0.43
1:E:264:SER:C	1:E:266:ALA:N	2.71	0.43
1:E:339:ASP:O	1:E:342:ALA:HB3	2.19	0.43
2:F:16:PHE:O	2:F:19:LYS:N	2.51	0.43
1:C:208:MET:C	1:C:212:PHE:HB2	2.39	0.43
3:O:32:HIS:O	3:O:33:PHE:C	2.57	0.43
1:I:313:LEU:O	1:I:314:GLY:C	2.55	0.43

Continued on next page...

Continued from previous page...

Atom-1	Atom-2	Interatomic distance (Å)	Clash overlap (Å)
3:M:86:LYS:O	3:M:87:VAL:C	2.57	0.43
1:C:573:TYR:O	1:C:574:ASP:O	2.37	0.43
2:D:442:PRO:O	2:D:443:GLU:C	2.56	0.43
3:N:162:GLU:CG	3:N:163:GLY:H	2.31	0.43
3:O:42:GLU:HB3	3:O:302:LYS:CB	2.48	0.43
2:L:553:ASP:O	2:L:554:LEU:HB2	2.19	0.43
2:J:551:GLU:C	2:J:553:ASP:N	2.72	0.43
3:O:307:ALA:HA	3:O:382:ILE:HG12	2.01	0.43
3:V:307:ALA:HA	3:V:382:ILE:HG12	2.01	0.43
2:F:551:GLU:C	2:F:553:ASP:N	2.72	0.43
3:R:247:PHE:HB2	3:R:248:GLU:H	1.62	0.43
1:K:43:ASN:N	1:K:43:ASN:ND2	2.66	0.43
1:A:329:LEU:O	1:A:332:LEU:CB	2.67	0.43
1:A:463:ILE:H	1:A:463:ILE:HG13	1.56	0.43
1:A:508:ILE:CD1	1:A:508:ILE:N	2.82	0.43
2:B:413:VAL:HG12	2:B:414:ILE:N	2.34	0.43
2:B:453:GLY:O	2:B:454:GLU:C	2.57	0.43
1:E:434:ARG:HB3	1:E:434:ARG:HE	1.63	0.43
2:F:411:ILE:H	2:F:411:ILE:HD12	1.83	0.43
2:F:537:ALA:O	2:F:538:LYS:C	2.56	0.43
1:K:436:ASP:O	1:K:439:PRO:HD2	2.18	0.43
1:K:441:LEU:O	1:K:441:LEU:HD23	2.17	0.43
2:L:444:ALA:O	2:L:445:ARG:C	2.57	0.43
2:L:477:SER:O	2:L:478:THR:C	2.56	0.43
2:L:494:LYS:HA	2:L:494:LYS:HD2	1.75	0.43
1:G:557:VAL:HG21	2:H:415:LYS:NZ	2.33	0.43
2:H:491:LEU:CD1	2:H:491:LEU:C	2.87	0.43
1:I:377:ASN:HD22	1:I:377:ASN:C	2.22	0.43
1:I:419:ILE:O	1:I:423:MET:HG3	2.18	0.43
2:J:404:ASN:O	2:J:407:VAL:HB	2.19	0.43
2:J:453:GLY:O	2:J:454:GLU:C	2.57	0.43
1:C:416:ARG:CD	1:C:454:TYR:CE1	2.96	0.43
1:C:434:ARG:HB3	1:C:434:ARG:HE	1.63	0.43
2:D:483:GLN:O	2:D:484:LEU:C	2.55	0.43
2:D:487:ALA:HA	2:D:490:LYS:HD2	2.00	0.43
2:J:313:ARG:HB2	2:J:316:ILE:HD11	1.99	0.43
2:L:180:ARG:O	2:L:181:VAL:C	2.56	0.43
2:L:55:VAL:C	2:L:57:CYS:N	2.71	0.43
2:L:87:ALA:O	2:L:90:THR:HB	2.18	0.43
2:H:130:LEU:C	2:H:132:ASP:H	2.21	0.43
1:C:126:LEU:HD22	1:C:160:CYS:SG	2.59	0.43

Continued on next page...

Continued from previous page...

Atom-1	Atom-2	Interatomic distance (Å)	Clash overlap (Å)
1:C:31:CYS:HA	1:C:34:ILE:HB	2.00	0.43
4:T:84:ILE:C	4:T:86:ARG:N	2.72	0.43
2:D:567:ILE:HA	2:D:572:SER:OG	2.17	0.43
2:D:58:MET:CE	2:D:90:THR:HG21	2.49	0.43
1:A:160:CYS:O	1:A:164:VAL:HG23	2.18	0.43
3:N:356:MET:SD	3:N:357:ARG:N	2.92	0.43
1:G:101:LEU:O	1:G:104:THR:HB	2.19	0.43
1:G:14:ILE:HG22	1:G:14:ILE:O	2.18	0.43
4:Q:80:THR:O	4:Q:83:LEU:N	2.47	0.43
1:I:135:CYS:O	1:I:139:ALA:HB2	2.19	0.43
2:F:130:LEU:C	2:F:132:ASP:H	2.21	0.43
2:F:148:LEU:CA	2:F:151:ILE:HG13	2.49	0.43
2:F:256:VAL:O	2:F:259:ALA:HB3	2.19	0.43
1:K:19:THR:O	1:K:22:GLU:HB3	2.19	0.43
1:E:11:ILE:O	1:E:13:THR:N	2.52	0.43
1:E:135:CYS:O	1:E:139:ALA:HB2	2.19	0.43
1:E:8:ARG:HD2	3:M:337:GLU:HB3	1.99	0.43
2:L:324:PHE:CD2	2:L:341:ILE:HG21	2.52	0.43
3:N:8:VAL:HG22	3:N:67:LEU:CD1	2.48	0.43
2:B:367:VAL:O	2:B:369:PHE:N	2.52	0.43
4:T:135:ILE:HA	4:T:135:ILE:HD12	1.90	0.43
3:V:376:ILE:HG23	3:V:376:ILE:O	2.18	0.43
2:D:374:VAL:C	2:D:376:ALA:N	2.71	0.43
3:R:183:VAL:HB	3:R:420:LEU:HD22	2.01	0.43
2:L:163:ASP:O	2:L:164:THR:C	2.57	0.43
4:Q:70:ALA:O	4:Q:71:ILE:HD13	2.18	0.43
3:R:86:LYS:O	3:R:87:VAL:C	2.57	0.43
3:M:86:LYS:O	3:M:89:GLN:CB	2.64	0.43
1:E:572:LYS:HG2	1:E:573:TYR:CE1	2.53	0.43
1:E:573:TYR:O	1:E:574:ASP:O	2.37	0.43
2:J:437:ASP:C	2:J:439:ASP:H	2.20	0.43
2:D:360:GLU:O	2:D:363:THR:HB	2.17	0.43
4:Q:21:LEU:O	4:Q:22:ALA:C	2.57	0.43
1:I:232:SER:O	1:I:235:HIS:N	2.49	0.43
1:E:329:LEU:O	1:E:332:LEU:CB	2.67	0.43
2:F:551:GLU:C	2:F:553:ASP:H	2.21	0.43
3:V:256:ILE:HA	3:V:257:PRO:HD3	1.62	0.43
3:V:214:LEU:HA	3:V:214:LEU:HD23	1.82	0.43
1:A:329:LEU:O	1:A:330:THR:C	2.56	0.43
1:A:375:GLY:O	1:A:377:ASN:N	2.51	0.43
2:B:473:PHE:O	2:B:475:ASP:OD1	2.37	0.43

Continued on next page...

Continued from previous page...

Atom-1	Atom-2	Interatomic distance (Å)	Clash overlap (Å)
2:F:433:CYS:HA	2:F:448:MET:CE	2.48	0.43
1:K:476:ALA:C	1:K:478:TRP:N	2.72	0.43
2:L:426:GLU:O	2:L:429:ILE:N	2.28	0.43
2:L:483:GLN:O	2:L:487:ALA:N	2.45	0.43
1:G:422:ILE:CG2	1:G:441:LEU:HD12	2.48	0.43
1:G:463:ILE:CD1	1:G:476:ALA:CB	2.96	0.43
2:H:491:LEU:CD1	2:H:499:THR:HG22	2.49	0.43
1:I:358:ASP:HB3	1:I:361:ILE:CD1	2.38	0.43
1:I:436:ASP:O	1:I:439:PRO:HD2	2.19	0.43
1:I:533:LEU:O	1:I:534:SER:C	2.56	0.43
2:J:432:LEU:O	2:J:433:CYS:C	2.57	0.43
2:J:466:LEU:O	2:J:467:GLU:C	2.56	0.43
1:C:506:LEU:O	1:C:508:ILE:N	2.52	0.43
2:J:148:LEU:CA	2:J:151:ILE:HG13	2.49	0.43
3:R:118:MET:CB	3:R:123:PRO:HA	2.41	0.43
2:L:299:GLN:O	2:L:300:TYR:O	2.36	0.43
2:L:217:TRP:NE1	3:V:123:PRO:HB2	2.34	0.43
2:B:55:VAL:O	2:B:58:MET:CB	2.60	0.43
2:H:179:ASN:O	2:H:180:ARG:C	2.55	0.43
2:H:184:LEU:O	2:H:185:SER:C	2.56	0.43
2:H:256:VAL:O	2:H:259:ALA:HB3	2.19	0.43
4:T:117:PHE:CD1	4:T:117:PHE:O	2.72	0.43
2:D:148:LEU:CD1	2:D:148:LEU:N	2.80	0.43
2:D:311:GLN:CD	2:D:555:ILE:HB	2.38	0.43
1:A:126:LEU:HD22	1:A:160:CYS:SG	2.59	0.43
1:A:51:ALA:HA	1:A:54:LEU:HD12	1.99	0.43
1:A:73:LEU:C	1:A:75:ALA:N	2.71	0.43
1:A:73:LEU:O	1:A:75:ALA:N	2.52	0.43
1:A:19:THR:HG21	3:M:142:LEU:HD21	2.01	0.43
4:S:107:PHE:N	4:S:107:PHE:HD2	2.16	0.43
1:G:57:HIS:O	1:G:58:MET:C	2.57	0.43
1:I:46:ARG:HH21	1:I:69:GLU:HG3	1.83	0.43
2:F:175:MET:O	2:F:176:VAL:C	2.57	0.43
2:F:180:ARG:O	2:F:181:VAL:C	2.56	0.43
2:F:55:VAL:C	2:F:57:CYS:N	2.71	0.43
4:U:117:PHE:CD1	4:U:117:PHE:O	2.72	0.43
3:V:67:LEU:HD12	3:V:67:LEU:HA	1.74	0.43
2:D:384:VAL:O	2:D:387:SER:OG	2.27	0.43
2:J:387:SER:HB2	2:J:390:ARG:HD3	2.00	0.43
4:Q:131:VAL:HG12	4:Q:132:LEU:N	2.34	0.43
4:U:70:ALA:O	4:U:71:ILE:HD13	2.19	0.43

Continued on next page...

Continued from previous page...

Atom-1	Atom-2	Interatomic distance (Å)	Clash overlap (Å)
2:F:163:ASP:O	2:F:164:THR:C	2.57	0.43
3:R:380:PHE:CE1	3:R:414:GLN:C	2.86	0.43
1:I:214:LYS:O	1:I:217:PRO:HD2	2.19	0.43
1:I:329:LEU:O	1:I:330:THR:C	2.57	0.43
2:F:418:PHE:HE1	2:F:425:TYR:HB2	1.82	0.43
2:B:442:PRO:O	2:B:443:GLU:C	2.56	0.43
1:C:396:PHE:N	1:C:396:PHE:HD1	2.17	0.43
1:E:44:THR:O	1:E:45:TYR:CB	2.65	0.43
3:O:143:GLU:O	3:O:143:GLU:HG3	2.19	0.43
3:M:143:GLU:HG3	3:M:143:GLU:O	2.19	0.43
1:K:224:LYS:O	1:K:225:ASN:C	2.57	0.43
1:A:224:LYS:O	1:A:225:ASN:C	2.57	0.43
2:F:553:ASP:O	2:F:554:LEU:HB2	2.18	0.43
3:R:307:ALA:HA	3:R:382:ILE:HG12	2.01	0.43
1:A:416:ARG:HD3	1:A:454:TYR:HE1	1.82	0.43
1:A:506:LEU:O	1:A:508:ILE:N	2.52	0.43
2:B:491:LEU:C	2:B:491:LEU:CD1	2.87	0.43
1:E:375:GLY:O	1:E:377:ASN:N	2.51	0.43
1:E:457:GLN:O	1:E:460:TYR:HB3	2.19	0.43
1:E:460:TYR:O	1:E:464:LEU:HD23	2.18	0.43
1:E:502:GLU:HG3	1:E:537:PHE:CE2	2.52	0.43
1:E:519:THR:CG2	1:E:521:VAL:HG12	2.49	0.43
1:E:522:THR:C	1:E:524:GLY:N	2.70	0.43
2:F:413:VAL:HG12	2:F:414:ILE:N	2.34	0.43
1:K:519:THR:CG2	1:K:521:VAL:HG12	2.49	0.43
2:L:452:VAL:HG11	2:L:466:LEU:HD11	2.01	0.43
1:G:413:PRO:HG2	1:G:414:SER:H	1.84	0.43
2:H:530:LEU:C	2:H:532:THR:H	2.21	0.43
1:I:508:ILE:CD1	1:I:508:ILE:N	2.82	0.43
1:I:585:PRO:C	1:I:586:VAL:CG2	2.87	0.43
2:J:399:ILE:C	2:J:401:THR:N	2.72	0.43
2:J:413:VAL:HG12	2:J:414:ILE:N	2.34	0.43
2:J:428:VAL:HG23	2:J:429:ILE:HD12	2.01	0.43
2:J:444:ALA:O	2:J:445:ARG:C	2.57	0.43
2:J:527:TRP:HA	2:J:527:TRP:HE3	1.84	0.43
2:J:530:LEU:C	2:J:532:THR:H	2.21	0.43
1:C:382:MET:CE	1:C:404:ILE:HG23	2.49	0.43
1:C:416:ARG:HD3	1:C:454:TYR:HE1	1.82	0.43
2:D:413:VAL:HG12	2:D:414:ILE:N	2.34	0.43
2:J:255:VAL:HG23	2:J:256:VAL:HG23	2.01	0.43
2:J:304:ARG:HG2	2:J:573:VAL:CA	2.47	0.43

Continued on next page...

Continued from previous page...

Atom-1	Atom-2	Interatomic distance (Å)	Clash overlap (Å)
2:J:88:VAL:O	2:J:91:PHE:N	2.50	0.43
2:L:244:VAL:O	2:L:247:ARG:HB2	2.19	0.43
2:B:244:VAL:O	2:B:247:ARG:HB2	2.19	0.43
2:D:148:LEU:CA	2:D:151:ILE:HG13	2.49	0.43
2:D:175:MET:O	2:D:176:VAL:C	2.57	0.43
2:D:565:CYS:HB2	2:D:566:TYR:HD1	1.82	0.43
1:A:19:THR:O	1:A:22:GLU:HB3	2.19	0.43
1:G:126:LEU:HD22	1:G:160:CYS:SG	2.59	0.43
1:G:137:ASP:CB	1:G:138:LEU:HD22	2.49	0.43
4:Q:117:PHE:CD1	4:Q:117:PHE:O	2.72	0.43
1:I:46:ARG:HE	1:I:69:GLU:HG3	1.83	0.43
2:F:570:LEU:HG	3:O:75:ALA:N	2.33	0.43
2:F:58:MET:CE	2:F:90:THR:HG21	2.49	0.43
2:F:570:LEU:CD2	3:O:77:VAL:HG22	2.47	0.43
4:W:79:ILE:CG2	4:W:80:THR:H	2.32	0.43
1:E:54:LEU:HA	1:E:54:LEU:HD23	1.88	0.43
3:M:329:VAL:CG1	3:M:330:GLY:N	2.81	0.43
4:U:107:PHE:N	4:U:107:PHE:HD2	2.16	0.43
2:D:347:SER:O	2:D:350:ASN:HB2	2.19	0.43
2:B:393:SER:O	2:B:397:ASP:HB2	2.19	0.43
2:F:155:MET:H	2:F:158:ASP:CB	2.29	0.43
2:J:360:GLU:O	2:J:363:THR:HB	2.17	0.43
1:C:195:VAL:O	1:C:196:VAL:C	2.55	0.43
1:C:308:LEU:O	1:C:309:ALA:C	2.56	0.43
1:K:257:GLY:HA3	1:K:299:ILE:HD13	2.00	0.43
1:G:172:MET:HB2	1:G:201:MET:HE1	2.00	0.43
1:I:154:ARG:O	1:I:155:LYS:C	2.57	0.43
1:K:214:LYS:O	1:K:217:PRO:HD2	2.19	0.43
3:R:32:HIS:O	3:R:33:PHE:C	2.57	0.43
3:O:84:LEU:O	3:O:85:TYR:C	2.56	0.43
3:O:91:PHE:O	3:O:93:GLU:N	2.52	0.43
3:O:207:MET:N	3:O:208:PRO:HD3	2.34	0.43
3:M:285:LYS:O	3:M:286:HIS:CB	2.63	0.43
3:N:384:TYR:N	3:N:384:TYR:HD2	2.15	0.43
4:X:117:PHE:O	4:X:117:PHE:CD1	2.72	0.43
3:V:162:GLU:CG	3:V:163:GLY:H	2.31	0.43
1:C:232:SER:HA	1:C:233:PRO:HD3	1.71	0.43
3:V:2:SER:O	3:V:71:SER:HB2	2.19	0.43
3:M:214:LEU:HA	3:M:214:LEU:HD23	1.82	0.43
1:A:423:MET:O	1:A:424:ARG:C	2.56	0.42
1:A:441:LEU:O	1:A:441:LEU:HD23	2.17	0.42

Continued on next page...

Continued from previous page...

Atom-1	Atom-2	Interatomic distance (Å)	Clash overlap (Å)
1:A:457:GLN:O	1:A:460:TYR:HB3	2.19	0.42
2:B:452:VAL:HG11	2:B:466:LEU:HD11	2.01	0.42
2:B:524:TYR:O	2:B:527:TRP:N	2.52	0.42
1:E:363:ARG:O	1:E:366:MET:HB3	2.19	0.42
1:E:406:LEU:HA	1:E:406:LEU:HD23	1.81	0.42
1:E:562:ARG:O	1:E:563:ALA:C	2.56	0.42
1:K:417:TRP:CE2	1:K:421:THR:HG21	2.54	0.42
1:K:562:ARG:O	1:K:563:ALA:C	2.56	0.42
2:L:404:ASN:O	2:L:407:VAL:HB	2.19	0.42
2:L:491:LEU:C	2:L:491:LEU:CD1	2.87	0.42
1:G:382:MET:CE	1:G:404:ILE:HG23	2.49	0.42
1:I:375:GLY:C	1:I:377:ASN:N	2.72	0.42
1:I:417:TRP:CE2	1:I:421:THR:HG21	2.54	0.42
2:J:449:ILE:O	2:J:451:ILE:N	2.52	0.42
1:A:232:SER:O	1:A:235:HIS:N	2.49	0.42
1:C:457:GLN:O	1:C:460:TYR:HB3	2.19	0.42
2:D:449:ILE:O	2:D:451:ILE:N	2.52	0.42
2:D:491:LEU:C	2:D:491:LEU:CD1	2.87	0.42
3:R:119:ASP:C	3:R:121:GLY:N	2.71	0.42
2:L:99:ASN:HA	2:L:100:PRO:HD2	1.76	0.42
3:V:133:GLU:OE2	3:V:134:PHE:HE1	2.02	0.42
2:B:220:ILE:O	2:B:221:PHE:C	2.58	0.42
2:B:299:GLN:O	2:B:300:TYR:O	2.36	0.42
2:H:244:VAL:O	2:H:247:ARG:HB2	2.19	0.42
2:H:85:ILE:H	2:H:85:ILE:HG13	1.66	0.42
1:C:19:THR:HG21	3:N:142:LEU:HD21	2.01	0.42
1:C:239:GLY:C	1:C:240:ILE:HG13	2.32	0.42
2:D:104:ALA:O	2:D:107:VAL:HB	2.19	0.42
3:N:118:MET:HA	3:N:123:PRO:HA	2.01	0.42
3:N:133:GLU:OE2	3:N:134:PHE:HE1	2.02	0.42
1:A:22:GLU:O	1:A:23:GLU:C	2.56	0.42
1:A:57:HIS:O	1:A:58:MET:C	2.57	0.42
3:N:337:GLU:C	3:N:339:SER:H	2.21	0.42
4:S:117:PHE:O	4:S:117:PHE:CD1	2.72	0.42
4:Q:10:ARG:HB3	4:Q:11:GLN:OE1	2.19	0.42
4:Q:114:LEU:O	4:Q:117:PHE:N	2.44	0.42
3:R:356:MET:SD	3:R:357:ARG:N	2.92	0.42
1:I:137:ASP:CB	1:I:138:LEU:HD22	2.49	0.42
1:I:10:LEU:HD12	1:I:14:ILE:HD11	2.00	0.42
1:I:160:CYS:O	1:I:164:VAL:HG23	2.18	0.42
4:X:28:ARG:O	4:X:32:VAL:HG23	2.19	0.42

Continued on next page...

Continued from previous page...

Atom-1	Atom-2	Interatomic distance (Å)	Clash overlap (Å)
2:F:151:ILE:C	2:F:153:ALA:H	2.23	0.42
3:O:129:LYS:C	3:O:131:LEU:N	2.71	0.42
1:K:10:LEU:HD12	1:K:14:ILE:HD11	2.00	0.42
1:K:68:LEU:HD23	1:K:68:LEU:H	1.84	0.42
1:K:73:LEU:O	1:K:75:ALA:N	2.52	0.42
3:P:328:THR:HB	3:P:329:VAL:HG23	2.01	0.42
1:E:14:ILE:HG22	1:E:14:ILE:O	2.18	0.42
1:E:19:THR:O	1:E:22:GLU:HB3	2.19	0.42
1:E:48:ARG:O	1:E:51:ALA:HB3	2.18	0.42
1:E:57:HIS:O	1:E:58:MET:C	2.57	0.42
2:H:330:ASP:O	2:H:335:LYS:HE3	2.19	0.42
2:H:391:CYS:O	2:H:394:THR:N	2.50	0.42
3:M:8:VAL:HG22	3:M:67:LEU:CD1	2.48	0.42
2:B:347:SER:O	2:B:350:ASN:HB2	2.19	0.42
2:B:353:GLN:O	2:B:354:VAL:C	2.57	0.42
2:B:373:ALA:O	2:B:376:ALA:CB	2.63	0.42
2:B:387:SER:HB2	2:B:390:ARG:HD3	2.00	0.42
2:J:393:SER:O	2:J:397:ASP:HB2	2.19	0.42
2:D:355:LEU:O	2:D:357:GLU:N	2.52	0.42
1:C:271:LEU:O	1:C:274:VAL:HB	2.18	0.42
1:C:299:ILE:HG22	1:C:300:LYS:N	2.34	0.42
1:G:264:SER:C	1:G:266:ALA:N	2.71	0.42
1:G:308:LEU:O	1:G:309:ALA:C	2.56	0.42
3:N:277:ILE:HG22	3:N:277:ILE:O	2.18	0.42
2:B:16:PHE:HZ	3:N:416:GLY:CA	2.32	0.42
3:P:277:ILE:HG22	3:P:277:ILE:O	2.18	0.42
1:I:183:LEU:HD23	1:I:183:LEU:HA	1.63	0.42
3:R:207:MET:N	3:R:208:PRO:HD3	2.34	0.42
1:K:572:LYS:HG2	1:K:573:TYR:CE1	2.53	0.42
1:G:377:ASN:HD22	1:G:377:ASN:C	2.22	0.42
3:R:4:SER:OG	3:R:22:ARG:HD3	2.19	0.42
1:I:44:THR:O	1:I:45:TYR:CB	2.65	0.42
2:L:359:LYS:O	2:L:360:GLU:C	2.57	0.42
3:R:43:GLU:O	3:R:45:MET:N	2.51	0.42
3:M:43:GLU:C	3:M:45:MET:N	2.72	0.42
4:S:21:LEU:O	4:S:22:ALA:C	2.57	0.42
4:W:21:LEU:O	4:W:22:ALA:C	2.57	0.42
2:H:400:GLN:NE2	2:H:400:GLN:HA	2.34	0.42
3:M:307:ALA:HA	3:M:382:ILE:HG12	2.01	0.42
2:H:551:GLU:C	2:H:553:ASP:H	2.21	0.42
3:N:2:SER:O	3:N:71:SER:HB2	2.19	0.42

Continued on next page...

Continued from previous page...

Atom-1	Atom-2	Interatomic distance (Å)	Clash overlap (Å)
1:A:413:PRO:HG2	1:A:414:SER:H	1.84	0.42
1:A:460:TYR:O	1:A:464:LEU:HD23	2.19	0.42
1:A:585:PRO:C	1:A:586:VAL:CG2	2.87	0.42
2:F:432:LEU:O	2:F:433:CYS:C	2.57	0.42
1:K:382:MET:CE	1:K:404:ILE:HG23	2.49	0.42
1:K:506:LEU:O	1:K:508:ILE:N	2.52	0.42
1:K:585:PRO:C	1:K:586:VAL:CG2	2.87	0.42
2:L:428:VAL:HG23	2:L:429:ILE:HD12	2.01	0.42
2:L:449:ILE:O	2:L:451:ILE:N	2.52	0.42
2:L:483:GLN:N	2:L:483:GLN:OE1	2.49	0.42
1:G:453:ALA:C	1:G:455:THR:N	2.72	0.42
2:H:444:ALA:O	2:H:445:ARG:C	2.57	0.42
1:C:585:PRO:C	1:C:586:VAL:CG2	2.87	0.42
2:D:411:ILE:HD12	2:D:411:ILE:H	1.84	0.42
2:D:463:ASP:N	2:D:463:ASP:OD1	2.45	0.42
1:K:500:VAL:HG22	1:K:500:VAL:O	2.18	0.42
2:J:165:LEU:O	2:J:169:ILE:N	2.49	0.42
3:V:119:ASP:C	3:V:121:GLY:N	2.71	0.42
3:M:119:ASP:C	3:M:121:GLY:N	2.71	0.42
2:D:38:ILE:N	2:D:38:ILE:HD13	2.31	0.42
2:D:577:PRO:HA	2:D:578:PRO:HD3	1.89	0.42
2:D:91:PHE:O	2:D:92:VAL:C	2.58	0.42
1:G:11:ILE:C	1:G:13:THR:N	2.72	0.42
1:G:74:ILE:CG2	1:G:86:TYR:HE1	2.22	0.42
1:I:101:LEU:O	1:I:104:THR:HB	2.19	0.42
1:E:126:LEU:HD22	1:E:160:CYS:SG	2.59	0.42
4:U:87:TYR:O	4:U:90:LEU:HB2	2.19	0.42
3:O:108:VAL:O	3:O:111:TYR:N	2.52	0.42
2:H:394:THR:O	2:H:395:LEU:C	2.54	0.42
2:H:393:SER:O	2:H:397:ASP:HB2	2.19	0.42
3:M:108:VAL:O	3:M:111:TYR:N	2.52	0.42
2:B:387:SER:O	2:B:390:ARG:HB2	2.19	0.42
2:F:323:VAL:CG2	2:F:324:PHE:N	2.82	0.42
3:O:47:SER:C	3:O:49:ILE:H	2.23	0.42
2:J:387:SER:O	2:J:390:ARG:HB2	2.19	0.42
3:O:329:VAL:CG1	3:O:330:GLY:N	2.81	0.42
3:V:314:ILE:HA	3:V:315:PRO:HD3	1.83	0.42
3:N:314:ILE:HA	3:N:315:PRO:HD3	1.83	0.42
3:N:183:VAL:HB	3:N:420:LEU:HD22	2.01	0.42
2:J:323:VAL:CG2	2:J:324:PHE:HD1	2.17	0.42
3:N:47:SER:C	3:N:49:ILE:H	2.23	0.42

Continued on next page...

Continued from previous page...

Atom-1	Atom-2	Interatomic distance (Å)	Clash overlap (Å)
1:K:154:ARG:O	1:K:155:LYS:C	2.57	0.42
1:I:490:GLY:O	1:I:492:CYS:N	2.53	0.42
1:G:196:VAL:O	1:G:197:LEU:C	2.58	0.42
1:G:323:ASN:O	1:G:326:TYR:N	2.45	0.42
1:E:271:LEU:O	1:E:274:VAL:HB	2.18	0.42
1:I:196:VAL:O	1:I:197:LEU:C	2.58	0.42
1:C:214:LYS:O	1:C:217:PRO:HD2	2.19	0.42
4:S:32:VAL:HG12	4:S:33:ARG:N	2.33	0.42
3:N:384:TYR:H	3:N:384:TYR:HD2	1.67	0.42
3:V:192:SER:OG	3:V:271:THR:O	2.33	0.42
3:P:4:SER:OG	3:P:22:ARG:HD3	2.19	0.42
3:N:143:GLU:O	3:N:143:GLU:HG3	2.19	0.42
3:N:210:LEU:HD22	3:N:210:LEU:HA	1.87	0.42
1:G:224:LYS:O	1:G:225:ASN:C	2.57	0.42
1:I:224:LYS:O	1:I:225:ASN:C	2.57	0.42
1:E:389:LEU:HD13	1:E:400:CYS:HB3	2.02	0.42
2:F:399:ILE:C	2:F:401:THR:N	2.72	0.42
1:K:375:GLY:C	1:K:377:ASN:N	2.72	0.42
1:K:453:ALA:C	1:K:455:THR:N	2.72	0.42
1:K:463:ILE:HG13	1:K:463:ILE:H	1.56	0.42
2:L:411:ILE:HG13	2:L:432:LEU:HD11	2.02	0.42
1:G:438:VAL:CB	1:G:439:PRO:HD3	2.28	0.42
2:H:413:VAL:HG12	2:H:414:ILE:N	2.34	0.42
2:H:494:LYS:HA	2:H:494:LYS:HD2	1.75	0.42
1:I:413:PRO:HG2	1:I:414:SER:H	1.84	0.42
1:I:443:GLN:O	1:I:446:THR:HG23	2.20	0.42
2:J:452:VAL:HG13	2:J:453:GLY:H	1.80	0.42
2:J:478:THR:CA	2:J:481:GLN:HE21	2.18	0.42
1:C:363:ARG:O	1:C:366:MET:HB3	2.19	0.42
2:D:432:LEU:O	2:D:433:CYS:C	2.57	0.42
2:D:452:VAL:HG13	2:D:453:GLY:H	1.80	0.42
2:D:473:PHE:O	2:D:475:ASP:OD1	2.37	0.42
2:J:175:MET:O	2:J:176:VAL:C	2.57	0.42
2:J:309:ILE:HG22	2:J:310:VAL:N	2.33	0.42
2:L:344:ARG:O	2:L:345:LEU:HD23	2.20	0.42
2:B:107:VAL:O	2:B:108:ARG:C	2.56	0.42
2:B:151:ILE:C	2:B:153:ALA:H	2.23	0.42
1:C:137:ASP:CB	1:C:138:LEU:HD22	2.49	0.42
2:D:244:VAL:O	2:D:247:ARG:HB2	2.19	0.42
2:D:87:ALA:O	2:D:90:THR:HB	2.18	0.42
3:N:322:SER:HA	3:N:323:PRO:HD3	1.78	0.42

Continued on next page...

Continued from previous page...

Atom-1	Atom-2	Interatomic distance (Å)	Clash overlap (Å)
1:G:489:SER:N	1:G:500:VAL:CG1	2.74	0.42
1:I:11:ILE:C	1:I:13:THR:N	2.72	0.42
2:F:169:ILE:CG2	2:F:170:SER:N	2.70	0.42
2:F:344:ARG:O	2:F:345:LEU:HD23	2.20	0.42
3:O:118:MET:HA	3:O:123:PRO:HA	2.01	0.42
1:K:126:LEU:HD22	1:K:160:CYS:SG	2.59	0.42
4:U:10:ARG:HB3	4:U:11:GLN:OE1	2.20	0.42
1:E:101:LEU:O	1:E:104:THR:HB	2.19	0.42
2:H:376:ALA:C	2:H:378:GLY:N	2.70	0.42
3:P:47:SER:C	3:P:49:ILE:H	2.23	0.42
2:L:393:SER:O	2:L:397:ASP:HB2	2.19	0.42
2:D:353:GLN:O	2:D:354:VAL:C	2.57	0.42
3:P:314:ILE:HG12	3:P:376:ILE:CD1	2.50	0.42
1:K:490:GLY:O	1:K:492:CYS:N	2.53	0.42
3:M:202:VAL:CG1	3:M:203:PHE:N	2.82	0.42
3:O:202:VAL:CG1	3:O:203:PHE:N	2.82	0.42
4:X:70:ALA:O	4:X:71:ILE:HD13	2.19	0.42
2:H:163:ASP:O	2:H:164:THR:C	2.57	0.42
1:A:118:VAL:O	1:A:119:GLN:C	2.58	0.42
1:I:339:ASP:O	1:I:342:ALA:HB3	2.19	0.42
3:O:177:GLU:OE2	3:O:388:SER:HB3	2.18	0.42
3:V:177:GLU:OE2	3:V:388:SER:HB3	2.18	0.42
4:T:28:ARG:O	4:T:32:VAL:HG23	2.19	0.42
3:N:86:LYS:O	3:N:87:VAL:C	2.57	0.42
3:P:91:PHE:C	3:P:93:GLU:N	2.73	0.42
3:N:207:MET:N	3:N:208:PRO:HD3	2.34	0.42
3:M:91:PHE:O	3:M:93:GLU:N	2.52	0.42
3:R:285:LYS:O	3:R:286:HIS:CB	2.64	0.42
4:U:21:LEU:O	4:U:22:ALA:C	2.57	0.42
2:L:400:GLN:HA	2:L:400:GLN:NE2	2.34	0.42
2:D:79:SER:C	2:D:81:PRO:HD3	2.40	0.42
2:B:551:GLU:C	2:B:553:ASP:N	2.72	0.42
2:J:553:ASP:O	2:J:554:LEU:HB2	2.18	0.42
2:H:551:GLU:C	2:H:553:ASP:N	2.72	0.42
1:G:281:SER:OG	1:G:282:LYS:N	2.50	0.42
1:G:555:ILE:H	1:G:555:ILE:HG13	1.51	0.42
2:B:428:VAL:HG23	2:B:429:ILE:HD12	2.01	0.42
2:B:432:LEU:O	2:B:433:CYS:C	2.57	0.42
1:E:417:TRP:CE2	1:E:421:THR:HG21	2.54	0.42
2:F:428:VAL:HG23	2:F:429:ILE:HD12	2.01	0.42
2:F:466:LEU:O	2:F:467:GLU:C	2.56	0.42

Continued on next page...

Continued from previous page...

Atom-1	Atom-2	Interatomic distance (Å)	Clash overlap (Å)
1:K:457:GLN:O	1:K:460:TYR:HB3	2.19	0.42
1:K:470:GLN:CB	1:K:471:PRO:HD3	2.39	0.42
1:K:508:ILE:CD1	1:K:508:ILE:N	2.82	0.42
1:G:417:TRP:CE2	1:G:421:THR:HG21	2.54	0.42
2:H:432:LEU:O	2:H:433:CYS:C	2.58	0.42
2:H:433:CYS:O	2:H:435:ASN:N	2.53	0.42
2:J:491:LEU:CD1	2:J:499:THR:HG22	2.49	0.42
2:J:524:TYR:O	2:J:527:TRP:N	2.52	0.42
1:C:423:MET:O	1:C:424:ARG:C	2.56	0.42
1:C:476:ALA:C	1:C:478:TRP:N	2.72	0.42
2:D:404:ASN:O	2:D:407:VAL:HB	2.19	0.42
2:J:74:MET:O	2:J:77:ALA:HB2	2.20	0.42
2:J:87:ALA:O	2:J:90:THR:HB	2.18	0.42
2:L:104:ALA:O	2:L:107:VAL:HB	2.19	0.42
2:L:220:ILE:O	2:L:221:PHE:C	2.58	0.42
2:L:256:VAL:O	2:L:259:ALA:HB3	2.19	0.42
2:B:180:ARG:O	2:B:181:VAL:C	2.56	0.42
2:B:217:TRP:NE1	3:M:123:PRO:HB2	2.34	0.42
2:H:165:LEU:O	2:H:169:ILE:N	2.49	0.42
3:P:118:MET:HA	3:P:123:PRO:HA	2.01	0.42
1:C:73:LEU:O	1:C:75:ALA:N	2.52	0.42
2:D:255:VAL:HG23	2:D:256:VAL:HG23	2.01	0.42
2:D:88:VAL:O	2:D:91:PHE:N	2.50	0.42
1:A:137:ASP:CB	1:A:138:LEU:HD22	2.49	0.42
1:A:11:ILE:C	1:A:13:THR:N	2.72	0.42
3:N:328:THR:HB	3:N:329:VAL:HG23	2.01	0.42
1:I:126:LEU:HD22	1:I:160:CYS:SG	2.59	0.42
2:F:309:ILE:HG22	2:F:310:VAL:N	2.33	0.42
2:F:91:PHE:O	2:F:92:VAL:C	2.57	0.42
1:K:103:MET:O	1:K:107:ILE:HG12	2.18	0.42
1:K:137:ASP:CB	1:K:138:LEU:HD22	2.49	0.42
1:K:57:HIS:O	1:K:58:MET:C	2.57	0.42
1:K:6:ARG:CD	3:P:337:GLU:HG2	2.38	0.42
3:P:356:MET:SD	3:P:357:ARG:N	2.92	0.42
4:W:114:LEU:HD23	4:W:115:ASP:N	2.33	0.42
4:W:87:TYR:CZ	4:W:91:LEU:HD11	2.54	0.42
4:W:90:LEU:CD2	4:W:90:LEU:N	2.79	0.42
1:E:73:LEU:O	1:E:75:ALA:N	2.52	0.42
2:H:347:SER:O	2:H:350:ASN:HB2	2.19	0.42
2:H:387:SER:O	2:H:390:ARG:HB2	2.19	0.42
2:L:347:SER:O	2:L:350:ASN:HB2	2.19	0.42

Continued on next page...

Continued from previous page...

Atom-1	Atom-2	Interatomic distance (Å)	Clash overlap (Å)
3:V:47:SER:C	3:V:49:ILE:H	2.23	0.42
2:B:374:VAL:O	2:B:377:ILE:N	2.53	0.42
2:F:355:LEU:O	2:F:357:GLU:N	2.52	0.42
3:P:103:ILE:O	3:P:105:ASP:N	2.53	0.42
3:O:356:MET:SD	3:O:357:ARG:N	2.92	0.42
3:V:343:TRP:CZ2	3:V:356:MET:HB2	2.51	0.42
4:S:131:VAL:HG12	4:S:132:LEU:N	2.34	0.42
2:J:359:LYS:O	2:J:360:GLU:C	2.57	0.42
2:D:341:ILE:N	2:D:341:ILE:HD12	2.35	0.42
3:R:202:VAL:CG1	3:R:203:PHE:N	2.82	0.42
3:V:202:VAL:CG1	3:V:203:PHE:N	2.82	0.42
1:A:271:LEU:O	1:A:274:VAL:HB	2.18	0.42
1:G:154:ARG:O	1:G:155:LYS:C	2.57	0.42
1:I:152:TYR:O	1:I:155:LYS:HE2	2.19	0.42
1:I:257:GLY:HA3	1:I:299:ILE:HD13	2.00	0.42
2:B:5:LYS:HE3	3:N:201:ARG:NH1	2.34	0.42
1:G:214:LYS:O	1:G:217:PRO:HD2	2.19	0.42
1:C:183:LEU:HD23	1:C:183:LEU:HA	1.63	0.42
1:K:339:ASP:O	1:K:342:ALA:HB3	2.19	0.42
3:M:388:SER:HG	3:M:390:ILE:HG13	1.85	0.42
4:U:28:ARG:O	4:U:32:VAL:HG23	2.19	0.42
3:P:207:MET:N	3:P:208:PRO:HD3	2.34	0.42
3:V:94:TYR:HD2	3:V:94:TYR:HA	1.69	0.42
3:V:207:MET:N	3:V:208:PRO:HD3	2.34	0.42
3:R:91:PHE:C	3:R:93:GLU:N	2.73	0.42
3:M:84:LEU:O	3:M:85:TYR:C	2.56	0.42
1:G:573:TYR:O	1:G:574:ASP:O	2.37	0.42
3:P:42:GLU:HB3	3:P:302:LYS:CB	2.48	0.42
1:E:224:LYS:O	1:E:225:ASN:C	2.57	0.42
2:D:400:GLN:NE2	2:D:400:GLN:HA	2.34	0.42
2:B:79:SER:C	2:B:81:PRO:HD3	2.40	0.42
2:H:79:SER:C	2:H:81:PRO:HD3	2.40	0.42
2:F:400:GLN:NE2	2:F:400:GLN:HA	2.34	0.42
2:J:79:SER:C	2:J:81:PRO:HD3	2.40	0.42
1:A:281:SER:OG	1:A:282:LYS:N	2.50	0.42
1:C:28:GLN:O	1:C:32:ALA:HB2	2.20	0.42
3:P:256:ILE:HA	3:P:257:PRO:HD3	1.62	0.42
2:B:433:CYS:O	2:B:435:ASN:N	2.53	0.42
2:B:527:TRP:HE3	2:B:527:TRP:HA	1.84	0.42
1:E:416:ARG:CD	1:E:454:TYR:CE1	2.96	0.42
1:E:506:LEU:O	1:E:508:ILE:N	2.52	0.42

Continued on next page...

Continued from previous page...

Atom-1	Atom-2	Interatomic distance (Å)	Clash overlap (Å)
2:F:449:ILE:O	2:F:451:ILE:N	2.52	0.42
2:L:432:LEU:O	2:L:433:CYS:C	2.57	0.42
2:L:473:PHE:O	2:L:475:ASP:OD1	2.37	0.42
2:L:524:TYR:O	2:L:527:TRP:N	2.52	0.42
1:G:389:LEU:HD13	1:G:400:CYS:HB3	2.02	0.42
1:G:531:MET:C	1:G:533:LEU:N	2.71	0.42
2:H:449:ILE:O	2:H:451:ILE:N	2.52	0.42
1:I:372:LEU:CD1	1:I:372:LEU:H	2.31	0.42
1:I:389:LEU:HD13	1:I:400:CYS:HB3	2.02	0.42
1:I:457:GLN:O	1:I:460:TYR:HB3	2.19	0.42
1:I:470:GLN:CB	1:I:471:PRO:CD	2.97	0.42
1:I:531:MET:C	1:I:533:LEU:N	2.71	0.42
2:J:461:ASN:HB3	2:J:465:LEU:CD1	2.49	0.42
1:C:419:ILE:O	1:C:423:MET:HG3	2.19	0.42
1:C:500:VAL:HG22	1:C:500:VAL:O	2.18	0.42
2:J:91:PHE:O	2:J:92:VAL:C	2.58	0.42
2:L:74:MET:O	2:L:77:ALA:HB2	2.20	0.42
3:V:121:GLY:O	3:V:122:TYR:C	2.56	0.42
2:B:148:LEU:CA	2:B:151:ILE:HG13	2.49	0.42
2:B:569:THR:HG23	3:M:74:ASN:CG	2.34	0.42
2:H:148:LEU:N	2:H:148:LEU:CD1	2.80	0.42
2:H:309:ILE:HG22	2:H:310:VAL:N	2.33	0.42
1:C:11:ILE:O	1:C:13:THR:N	2.52	0.42
1:C:287:ALA:HA	4:T:78:LEU:HD13	2.02	0.42
2:D:563:LEU:C	2:D:565:CYS:N	2.70	0.42
1:A:10:LEU:HD12	1:A:14:ILE:HD11	2.00	0.42
1:A:38:PHE:CD2	1:A:38:PHE:N	2.86	0.42
4:S:62:TYR:O	4:S:63:ALA:C	2.57	0.42
4:S:87:TYR:O	4:S:90:LEU:HB2	2.19	0.42
1:G:19:THR:O	1:G:22:GLU:HB3	2.19	0.42
1:I:13:THR:HG22	1:I:26:MET:HE3	1.99	0.42
2:F:184:LEU:O	2:F:185:SER:C	2.56	0.42
1:K:160:CYS:O	1:K:164:VAL:HG23	2.18	0.42
4:W:10:ARG:HB3	4:W:11:GLN:OE1	2.19	0.42
4:W:87:TYR:O	4:W:90:LEU:HB2	2.19	0.42
1:E:14:ILE:HA	1:E:26:MET:HE2	2.02	0.42
1:E:159:LEU:O	1:E:162:VAL:CB	2.62	0.42
3:M:328:THR:HB	3:M:329:VAL:HG23	2.01	0.42
2:L:330:ASP:O	2:L:335:LYS:HE3	2.19	0.42
3:N:103:ILE:O	3:N:105:ASP:N	2.53	0.42
3:N:108:VAL:O	3:N:111:TYR:N	2.52	0.42

Continued on next page...

Continued from previous page...

Atom-1	Atom-2	Interatomic distance (Å)	Clash overlap (Å)
2:J:347:SER:O	2:J:350:ASN:HB2	2.19	0.42
1:A:299:ILE:HG22	1:A:300:LYS:N	2.34	0.42
1:E:306:ARG:HD3	1:E:339:ASP:OD1	2.20	0.42
1:E:215:LEU:H	1:E:215:LEU:HG	1.53	0.42
3:N:91:PHE:C	3:N:93:GLU:N	2.73	0.42
3:R:91:PHE:O	3:R:93:GLU:N	2.52	0.42
3:M:91:PHE:C	3:M:93:GLU:N	2.73	0.42
1:K:573:TYR:O	1:K:574:ASP:O	2.37	0.42
3:P:192:SER:OG	3:P:271:THR:O	2.33	0.42
1:I:395:GLU:CD	1:I:395:GLU:H	2.20	0.42
3:O:4:SER:OG	3:O:22:ARG:HD3	2.19	0.42
3:M:43:GLU:O	3:M:45:MET:N	2.51	0.42
2:L:96:GLU:O	2:L:97:ASP:C	2.58	0.42
3:N:307:ALA:HA	3:N:382:ILE:HG12	2.01	0.42
1:E:281:SER:OG	1:E:282:LYS:N	2.50	0.42
3:P:307:ALA:HA	3:P:382:ILE:HG12	2.01	0.42
1:A:28:GLN:O	1:A:32:ALA:HB2	2.20	0.42
1:A:43:ASN:N	1:A:43:ASN:ND2	2.66	0.42
1:A:443:GLN:O	1:A:446:THR:HG23	2.20	0.42
1:A:453:ALA:C	1:A:455:THR:N	2.72	0.42
2:B:449:ILE:O	2:B:451:ILE:N	2.52	0.42
1:E:508:ILE:CD1	1:E:508:ILE:N	2.82	0.42
2:F:411:ILE:HG13	2:F:432:LEU:HD11	2.02	0.42
2:F:433:CYS:O	2:F:435:ASN:N	2.53	0.42
2:F:444:ALA:O	2:F:445:ARG:C	2.57	0.42
2:F:494:LYS:HA	2:F:494:LYS:HD2	1.75	0.42
2:F:527:TRP:HA	2:F:527:TRP:HE3	1.84	0.42
1:K:413:PRO:HG2	1:K:414:SER:H	1.84	0.42
2:L:461:ASN:HB3	2:L:465:LEU:CD1	2.49	0.42
1:G:457:GLN:O	1:G:460:TYR:HB3	2.19	0.42
1:G:476:ALA:C	1:G:478:TRP:N	2.72	0.42
2:H:428:VAL:HG23	2:H:429:ILE:HD12	2.01	0.42
2:H:453:GLY:O	2:H:454:GLU:C	2.57	0.42
2:H:485:LEU:C	2:H:485:LEU:CD2	2.87	0.42
2:J:411:ILE:H	2:J:411:ILE:HD12	1.84	0.42
1:C:417:TRP:CE2	1:C:421:THR:HG21	2.54	0.42
2:D:405:TYR:CE1	2:D:406:VAL:HG23	2.55	0.42
2:D:483:GLN:O	2:D:487:ALA:N	2.45	0.42
2:D:491:LEU:C	2:D:491:LEU:HD12	2.39	0.42
2:J:344:ARG:O	2:J:345:LEU:HD23	2.20	0.42
3:R:118:MET:HA	3:R:123:PRO:HA	2.01	0.42

Continued on next page...

Continued from previous page...

Atom-1	Atom-2	Interatomic distance (Å)	Clash overlap (Å)
2:L:151:ILE:C	2:L:153:ALA:H	2.23	0.42
2:B:256:VAL:O	2:B:259:ALA:HB3	2.19	0.42
2:B:91:PHE:O	2:B:92:VAL:C	2.58	0.42
3:M:118:MET:HA	3:M:123:PRO:HA	2.01	0.42
2:H:344:ARG:O	2:H:345:LEU:HD23	2.20	0.42
1:C:101:LEU:O	1:C:104:THR:HB	2.19	0.42
1:C:131:SER:O	1:C:132:SER:O	2.38	0.42
2:D:162:LEU:HA	2:D:165:LEU:CD1	2.24	0.42
1:A:287:ALA:HA	4:S:78:LEU:HD13	2.02	0.42
4:Q:79:ILE:CG2	4:Q:80:THR:H	2.32	0.42
4:X:62:TYR:O	4:X:63:ALA:C	2.57	0.42
2:F:304:ARG:NE	2:F:573:VAL:O	2.42	0.42
1:K:73:LEU:C	1:K:75:ALA:N	2.71	0.42
4:W:108:GLU:CG	4:W:109:LYS:N	2.72	0.42
4:W:117:PHE:CD1	4:W:117:PHE:O	2.72	0.42
1:E:31:CYS:HA	1:E:34:ILE:HB	2.00	0.42
1:E:48:ARG:O	1:E:49:ASN:C	2.58	0.42
1:E:73:LEU:C	1:E:75:ALA:N	2.71	0.42
2:L:353:GLN:O	2:L:354:VAL:C	2.57	0.42
2:F:347:SER:O	2:F:350:ASN:HB2	2.19	0.42
2:F:341:ILE:N	2:F:341:ILE:HD12	2.35	0.42
2:F:367:VAL:O	2:F:369:PHE:N	2.52	0.42
2:F:374:VAL:O	2:F:377:ILE:N	2.53	0.42
2:F:387:SER:O	2:F:390:ARG:HB2	2.20	0.42
3:P:67:LEU:HD12	3:P:67:LEU:HA	1.73	0.42
2:D:323:VAL:CG2	2:D:324:PHE:N	2.82	0.42
3:P:374:PRO:HA	3:P:375:PRO:HD3	1.76	0.42
2:B:163:ASP:O	2:B:164:THR:C	2.57	0.42
3:V:241:CYS:O	3:V:255:PHE:CB	2.57	0.42
4:X:56:LYS:O	4:X:71:ILE:N	2.43	0.42
1:E:208:MET:C	1:E:212:PHE:HB2	2.39	0.42
1:G:215:LEU:HG	1:G:215:LEU:H	1.53	0.42
1:A:214:LYS:O	1:A:217:PRO:HD2	2.19	0.42
3:O:269:LEU:N	3:O:269:LEU:CD2	2.70	0.42
3:O:50:LEU:CD1	3:O:59:TRP:HE1	2.33	0.42
1:I:306:ARG:HD3	1:I:339:ASP:OD1	2.20	0.42
3:V:390:ILE:H	3:V:390:ILE:HG13	1.72	0.42
3:V:91:PHE:O	3:V:93:GLU:N	2.52	0.42
3:V:285:LYS:O	3:V:286:HIS:CB	2.63	0.42
2:L:436:LEU:CD1	2:L:436:LEU:C	2.84	0.42
3:V:384:TYR:H	3:V:384:TYR:HD2	1.67	0.42

Continued on next page...

Continued from previous page...

Atom-1	Atom-2	Interatomic distance (Å)	Clash overlap (Å)
3:O:213:GLY:HA3	3:O:394:TYR:CZ	2.55	0.42
3:M:213:GLY:HA3	3:M:394:TYR:CZ	2.55	0.42
2:J:400:GLN:HA	2:J:400:GLN:NE2	2.34	0.42
2:L:79:SER:C	2:L:81:PRO:HD3	2.40	0.42
2:H:553:ASP:O	2:H:554:LEU:HB2	2.19	0.42
1:K:28:GLN:O	1:K:32:ALA:HB2	2.20	0.42
3:M:2:SER:O	3:M:71:SER:HB2	2.19	0.42
1:A:317:LEU:HD23	1:A:328:ALA:HB1	2.02	0.42
2:B:430:ALA:C	2:B:432:LEU:N	2.73	0.42
2:B:466:LEU:O	2:B:467:GLU:C	2.56	0.42
2:B:491:LEU:CD1	2:B:499:THR:HG22	2.49	0.42
1:E:232:SER:O	1:E:235:HIS:N	2.50	0.42
1:E:382:MET:CE	1:E:404:ILE:HG23	2.49	0.42
1:E:441:LEU:HD23	1:E:441:LEU:O	2.17	0.42
1:E:443:GLN:O	1:E:446:THR:HG23	2.20	0.42
1:E:446:THR:HG23	1:E:447:ASN:N	2.35	0.42
1:E:504:GLU:O	1:E:505:VAL:C	2.58	0.42
2:F:473:PHE:O	2:F:475:ASP:OD1	2.37	0.42
2:F:485:LEU:CD2	2:F:485:LEU:C	2.87	0.42
1:K:419:ILE:O	1:K:423:MET:HG3	2.19	0.42
1:K:443:GLN:O	1:K:446:THR:HG23	2.20	0.42
1:G:506:LEU:O	1:G:508:ILE:N	2.52	0.42
1:I:522:THR:C	1:I:524:GLY:N	2.70	0.42
2:J:473:PHE:O	2:J:475:ASP:OD1	2.37	0.42
2:J:151:ILE:C	2:J:153:ALA:H	2.23	0.42
2:J:573:VAL:CG1	2:J:574:TYR:N	2.83	0.42
2:J:71:LEU:O	2:J:74:MET:CB	2.67	0.42
2:L:130:LEU:HA	2:L:130:LEU:HD23	1.44	0.42
2:L:255:VAL:HG23	2:L:256:VAL:HG23	2.01	0.42
2:L:309:ILE:HG22	2:L:310:VAL:N	2.33	0.42
2:B:175:MET:O	2:B:176:VAL:C	2.57	0.42
2:B:65:LEU:O	2:B:66:LYS:C	2.56	0.42
2:H:35:LYS:CE	3:P:137:GLN:HE21	2.31	0.42
2:H:570:LEU:CD2	3:P:77:VAL:HG22	2.47	0.42
1:C:159:LEU:O	1:C:160:CYS:C	2.55	0.42
1:C:48:ARG:O	1:C:49:ASN:C	2.58	0.42
4:T:114:LEU:HD23	4:T:115:ASP:N	2.33	0.42
2:D:217:TRP:NE1	3:N:123:PRO:HB2	2.34	0.42
2:D:262:VAL:CG2	2:D:263:LEU:N	2.83	0.42
2:D:309:ILE:HG22	2:D:310:VAL:N	2.33	0.42
2:D:33:ALA:O	2:D:34:VAL:C	2.56	0.42

Continued on next page...

Continued from previous page...

Atom-1	Atom-2	Interatomic distance (Å)	Clash overlap (Å)
1:A:68:LEU:HG	1:A:69:GLU:N	2.15	0.42
1:G:11:ILE:HG12	1:G:55:TYR:CD2	2.55	0.42
1:G:135:CYS:O	1:G:139:ALA:HB2	2.19	0.42
1:I:131:SER:O	1:I:132:SER:O	2.38	0.42
4:X:10:ARG:HB3	4:X:11:GLN:OE1	2.20	0.42
4:X:87:TYR:O	4:X:90:LEU:HB2	2.19	0.42
2:F:190:SER:C	2:F:192:PRO:HD2	2.34	0.42
2:F:88:VAL:O	2:F:91:PHE:N	2.50	0.42
1:K:11:ILE:C	1:K:13:THR:N	2.72	0.42
1:K:11:ILE:O	1:K:13:THR:N	2.52	0.42
4:W:28:ARG:O	4:W:32:VAL:HG23	2.19	0.42
1:E:11:ILE:HG12	1:E:55:TYR:CD2	2.55	0.42
4:U:114:LEU:HD23	4:U:115:ASP:N	2.33	0.42
4:W:131:VAL:HG12	4:W:132:LEU:N	2.34	0.42
3:V:356:MET:SD	3:V:357:ARG:N	2.92	0.42
2:D:330:ASP:O	2:D:335:LYS:HE3	2.19	0.42
2:D:374:VAL:O	2:D:377:ILE:N	2.53	0.42
3:N:202:VAL:CG1	3:N:203:PHE:N	2.82	0.42
1:A:154:ARG:O	1:A:155:LYS:C	2.57	0.42
1:A:187:ASN:O	1:A:188:HIS:C	2.58	0.42
1:G:219:LEU:HD13	1:G:253:LEU:CD2	2.50	0.42
1:G:317:LEU:HD23	1:G:328:ALA:HB1	2.02	0.42
1:E:316:PHE:O	1:E:318:LEU:N	2.53	0.42
1:I:187:ASN:O	1:I:188:HIS:C	2.58	0.42
1:I:299:ILE:HG22	1:I:300:LYS:N	2.34	0.42
1:A:208:MET:C	1:A:212:PHE:HB2	2.39	0.42
1:K:118:VAL:O	1:K:119:GLN:C	2.58	0.42
4:S:28:ARG:O	4:S:32:VAL:HG23	2.19	0.42
2:H:436:LEU:C	2:H:436:LEU:CD1	2.83	0.42
1:K:396:PHE:N	1:K:396:PHE:HD1	2.17	0.42
2:H:359:LYS:O	2:H:360:GLU:C	2.57	0.42
2:B:96:GLU:O	2:B:97:ASP:C	2.58	0.42
3:R:143:GLU:O	3:R:143:GLU:HG3	2.19	0.42
3:P:143:GLU:O	3:P:143:GLU:HG3	2.19	0.42
1:E:493:GLU:HG2	1:E:494:GLU:N	2.35	0.42
3:P:2:SER:O	3:P:71:SER:HB2	2.19	0.42
1:I:28:GLN:O	1:I:32:ALA:HB2	2.20	0.42
3:V:374:PRO:HA	3:V:375:PRO:HD3	1.76	0.42
1:C:105:ASN:HD22	1:C:105:ASN:HA	1.64	0.42
1:E:111:LEU:HD23	1:E:111:LEU:HA	1.90	0.42
3:R:396:LYS:HD3	3:R:396:LYS:HA	1.90	0.42

Continued on next page...

Continued from previous page...

Atom-1	Atom-2	Interatomic distance (Å)	Clash overlap (Å)
1:A:382:MET:CE	1:A:404:ILE:HG23	2.49	0.42
1:A:417:TRP:CE2	1:A:421:THR:HG21	2.54	0.42
1:E:416:ARG:HD3	1:E:454:TYR:HE1	1.82	0.42
1:K:363:ARG:O	1:K:366:MET:HB3	2.19	0.42
2:L:527:TRP:HE3	2:L:527:TRP:HA	1.84	0.42
1:I:519:THR:CG2	1:I:521:VAL:HG12	2.49	0.42
3:R:79:LEU:HB2	3:R:80:VAL:H	1.51	0.42
2:B:99:ASN:HA	2:B:100:PRO:HD2	1.75	0.42
2:B:104:ALA:O	2:B:107:VAL:HB	2.19	0.42
2:B:344:ARG:O	2:B:345:LEU:HD23	2.20	0.42
2:H:74:MET:O	2:H:77:ALA:HB2	2.20	0.42
1:C:121:LEU:O	1:C:122:ALA:C	2.58	0.42
1:C:287:ALA:O	1:C:288:ILE:C	2.58	0.42
4:T:10:ARG:HB3	4:T:11:GLN:OE1	2.19	0.42
4:T:7:LEU:HD23	4:T:7:LEU:HA	1.55	0.42
1:A:68:LEU:HD23	1:A:68:LEU:H	1.83	0.42
1:G:6:ARG:HD3	3:R:337:GLU:HG2	2.02	0.42
1:I:19:THR:O	1:I:22:GLU:HB3	2.19	0.42
4:X:79:ILE:CG2	4:X:80:THR:H	2.32	0.42
2:F:244:VAL:O	2:F:247:ARG:HB2	2.19	0.42
1:K:13:THR:HG22	1:K:26:MET:HE3	2.01	0.42
1:E:164:VAL:O	1:E:165:ILE:C	2.58	0.42
4:U:109:LYS:CA	4:U:112:PHE:HD1	2.24	0.42
4:U:79:ILE:CG2	4:U:80:THR:H	2.32	0.42
3:O:103:ILE:O	3:O:105:ASP:N	2.53	0.42
3:R:25:VAL:O	3:R:27:MET:N	2.53	0.42
3:R:29:GLU:O	3:R:30:VAL:C	2.58	0.42
2:H:323:VAL:CG2	2:H:324:PHE:N	2.82	0.42
3:N:25:VAL:O	3:N:27:MET:N	2.53	0.42
3:P:25:VAL:O	3:P:27:MET:N	2.53	0.42
3:V:314:ILE:HG12	3:V:376:ILE:CD1	2.50	0.42
2:J:323:VAL:CG2	2:J:324:PHE:N	2.82	0.42
1:K:496:GLU:HA	1:K:497:PRO:HD3	1.94	0.42
3:P:202:VAL:CG1	3:P:203:PHE:N	2.82	0.42
1:C:317:LEU:HD23	1:C:328:ALA:HB1	2.02	0.42
1:G:316:PHE:O	1:G:318:LEU:N	2.53	0.42
3:N:242:VAL:HA	3:N:255:PHE:HB3	2.02	0.42
1:E:154:ARG:O	1:E:155:LYS:C	2.57	0.42
1:I:219:LEU:HD13	1:I:253:LEU:CD2	2.50	0.42
1:C:183:LEU:HD12	1:C:215:LEU:HB3	2.02	0.42
1:K:317:LEU:HD23	1:K:328:ALA:HB1	2.02	0.42

Continued on next page...

Continued from previous page...

Atom-1	Atom-2	Interatomic distance (Å)	Clash overlap (Å)
2:B:86:MET:HE2	3:N:237:LYS:HB3	2.00	0.42
3:V:112:GLU:OE1	3:V:135:ILE:HA	2.20	0.42
3:N:4:SER:OG	3:N:22:ARG:HD3	2.19	0.42
1:A:44:THR:O	1:A:45:TYR:CB	2.65	0.42
1:I:540:THR:HG22	1:I:540:THR:O	2.20	0.42
4:T:21:LEU:O	4:T:22:ALA:C	2.57	0.42
3:V:213:GLY:HA3	3:V:394:TYR:CZ	2.55	0.42
4:X:21:LEU:O	4:X:22:ALA:C	2.57	0.42
3:O:210:LEU:HA	3:O:210:LEU:HD22	1.87	0.42
1:E:329:LEU:O	1:E:330:THR:C	2.56	0.42
2:B:400:GLN:NE2	2:B:400:GLN:HA	2.34	0.42
2:L:551:GLU:C	2:L:553:ASP:N	2.72	0.42
3:M:374:PRO:HA	3:M:375:PRO:HD3	1.76	0.42
4:S:65:LEU:HA	4:S:65:LEU:HD12	1.75	0.42
1:E:423:MET:O	1:E:424:ARG:C	2.56	0.42
2:F:461:ASN:HB3	2:F:465:LEU:CD1	2.49	0.42
2:L:413:VAL:HG12	2:L:414:ILE:N	2.34	0.42
1:G:529:ALA:HA	1:G:532:LYS:CD	2.50	0.42
1:G:446:THR:OG1	1:G:586:VAL:HG13	2.20	0.42
2:H:399:ILE:C	2:H:401:THR:N	2.72	0.42
1:I:459:LEU:HA	1:I:459:LEU:HD23	1.91	0.42
2:D:453:GLY:O	2:D:454:GLU:C	2.57	0.42
2:J:122:LEU:O	2:J:123:CYS:C	2.59	0.42
2:J:244:VAL:O	2:J:247:ARG:HB2	2.19	0.42
2:L:92:VAL:HG22	2:L:110:MET:HE2	2.02	0.42
2:B:132:ASP:HB3	2:B:133:GLU:H	1.63	0.42
2:H:30:LYS:HG3	2:H:30:LYS:H	1.69	0.42
2:H:91:PHE:O	2:H:92:VAL:C	2.58	0.42
1:C:135:CYS:O	1:C:139:ALA:HB2	2.19	0.42
1:C:14:ILE:HA	1:C:26:MET:HE2	2.01	0.42
1:C:19:THR:O	1:C:22:GLU:HB3	2.19	0.42
2:D:142:ALA:O	2:D:145:VAL:HG23	2.20	0.42
2:D:184:LEU:O	2:D:185:SER:C	2.56	0.42
2:D:35:LYS:CE	3:N:137:GLN:HE21	2.30	0.42
1:A:31:CYS:HA	1:A:34:ILE:HB	2.00	0.42
1:G:164:VAL:O	1:G:165:ILE:C	2.58	0.42
1:G:48:ARG:O	1:G:49:ASN:C	2.58	0.42
1:I:164:VAL:O	1:I:165:ILE:C	2.58	0.42
1:K:11:ILE:HG12	1:K:55:TYR:CD2	2.55	0.42
1:E:121:LEU:O	1:E:122:ALA:C	2.58	0.42
4:U:84:ILE:C	4:U:86:ARG:N	2.72	0.42

Continued on next page...

Continued from previous page...

Atom-1	Atom-2	Interatomic distance (Å)	Clash overlap (Å)
3:O:16:LEU:O	3:O:16:LEU:HD13	2.20	0.42
3:O:25:VAL:O	3:O:27:MET:N	2.53	0.42
3:V:16:LEU:O	3:V:16:LEU:HD13	2.20	0.42
3:R:65:LEU:HD11	3:R:99:GLU:H	1.85	0.42
3:P:29:GLU:O	3:P:30:VAL:C	2.58	0.42
2:L:35:LYS:HE2	3:V:137:GLN:NE2	2.32	0.42
2:L:38:ILE:HD13	2:L:38:ILE:N	2.31	0.42
3:N:314:ILE:HG12	3:N:376:ILE:CD1	2.50	0.42
2:J:374:VAL:O	2:J:377:ILE:N	2.53	0.42
2:J:376:ALA:C	2:J:378:GLY:N	2.70	0.42
1:A:152:TYR:O	1:A:155:LYS:HE2	2.20	0.42
1:C:152:TYR:O	1:C:155:LYS:HE2	2.20	0.42
1:K:251:ARG:HH22	4:W:75:ASP:HA	1.85	0.42
1:G:292:THR:O	1:G:296:ILE:HG13	2.20	0.42
1:E:248:ARG:O	1:E:249:ILE:C	2.58	0.42
1:E:317:LEU:HD23	1:E:328:ALA:HB1	2.02	0.42
1:E:251:ARG:HH22	4:U:75:ASP:HA	1.85	0.42
1:I:264:SER:OG	1:I:299:ILE:CG2	2.68	0.42
1:G:183:LEU:HD12	1:G:215:LEU:HB3	2.02	0.42
3:V:91:PHE:C	3:V:93:GLU:N	2.73	0.42
3:P:83:PHE:C	3:P:83:PHE:CD1	2.89	0.42
1:A:572:LYS:HG2	1:A:573:TYR:CE1	2.53	0.42
1:A:411:TYR:N	1:A:411:TYR:CD1	2.80	0.42
1:K:411:TYR:N	1:K:411:TYR:CD1	2.80	0.42
4:S:98:VAL:CG2	4:S:99:CYS:N	2.80	0.42
3:M:50:LEU:HD11	3:M:59:TRP:NE1	2.35	0.42
3:V:43:GLU:O	3:V:45:MET:N	2.51	0.42
3:R:213:GLY:HA3	3:R:394:TYR:CZ	2.55	0.42
1:C:493:GLU:HG2	1:C:494:GLU:N	2.35	0.42
1:A:185:GLU:CG	1:A:186:LYS:N	2.83	0.42
3:P:247:PHE:HB2	3:P:248:GLU:H	1.62	0.42
1:A:389:LEU:HD13	1:A:400:CYS:HB3	2.02	0.42
2:F:405:TYR:CE1	2:F:406:VAL:HG23	2.55	0.42
1:K:426:LEU:O	1:K:427:THR:C	2.58	0.42
2:H:473:PHE:O	2:H:475:ASP:OD1	2.37	0.42
2:J:405:TYR:CE1	2:J:406:VAL:HG23	2.55	0.42
2:J:485:LEU:CD2	2:J:485:LEU:C	2.87	0.42
2:J:525:ILE:HG22	2:J:526:TYR:N	2.35	0.42
1:C:426:LEU:O	1:C:427:THR:C	2.58	0.42
1:C:460:TYR:O	1:C:464:LEU:HD23	2.19	0.42
2:D:399:ILE:C	2:D:401:THR:H	2.23	0.42

Continued on next page...

Continued from previous page...

Atom-1	Atom-2	Interatomic distance (Å)	Clash overlap (Å)
2:D:426:GLU:C	2:D:428:VAL:N	2.74	0.42
2:B:142:ALA:O	2:B:145:VAL:HG23	2.20	0.42
2:B:262:VAL:CG2	2:B:263:LEU:N	2.83	0.42
2:B:573:VAL:CG1	2:B:574:TYR:N	2.83	0.42
2:H:132:ASP:HB3	2:H:133:GLU:H	1.63	0.42
2:H:262:VAL:CG2	2:H:263:LEU:N	2.83	0.42
2:H:71:LEU:O	2:H:74:MET:CB	2.67	0.42
2:D:344:ARG:O	2:D:345:LEU:HD23	2.19	0.42
3:N:122:TYR:HA	3:N:123:PRO:HD3	1.88	0.42
1:A:287:ALA:O	1:A:288:ILE:C	2.58	0.42
4:S:10:ARG:HB3	4:S:11:GLN:OE1	2.19	0.42
4:Q:32:VAL:O	4:Q:33:ARG:C	2.59	0.42
4:Q:7:LEU:O	4:Q:15:ARG:N	2.41	0.42
4:Q:87:TYR:O	4:Q:90:LEU:HB2	2.19	0.42
1:I:11:ILE:HG12	1:I:55:TYR:CD2	2.55	0.42
2:F:257:LEU:O	2:F:259:ALA:N	2.53	0.42
2:F:49:ALA:O	2:F:52:PRO:HD2	2.20	0.42
1:K:159:LEU:O	1:K:162:VAL:CB	2.62	0.42
1:K:74:ILE:CG2	1:K:86:TYR:HE1	2.22	0.42
3:O:65:LEU:HD11	3:O:99:GLU:H	1.85	0.42
3:V:103:ILE:O	3:V:105:ASP:N	2.53	0.42
2:L:387:SER:HB2	2:L:390:ARG:HD3	2.00	0.42
3:M:29:GLU:O	3:M:30:VAL:C	2.58	0.42
2:D:387:SER:HB2	2:D:390:ARG:HD3	2.00	0.42
3:M:47:SER:C	3:M:49:ILE:H	2.23	0.42
2:F:339:LEU:C	2:F:341:ILE:N	2.74	0.42
3:V:328:THR:HB	3:V:329:VAL:HG23	2.01	0.42
3:V:329:VAL:CG1	3:V:330:GLY:N	2.81	0.42
3:V:183:VAL:HB	3:V:420:LEU:HD22	2.01	0.42
3:M:314:ILE:HG12	3:M:376:ILE:CD1	2.50	0.42
1:A:264:SER:OG	1:A:299:ILE:CG2	2.68	0.42
1:C:264:SER:OG	1:C:299:ILE:CG2	2.68	0.42
1:G:152:TYR:O	1:G:155:LYS:HE2	2.19	0.42
1:G:299:ILE:HG22	1:G:300:LYS:N	2.34	0.42
3:O:242:VAL:HA	3:O:255:PHE:HB3	2.02	0.42
1:E:152:TYR:O	1:E:155:LYS:HE2	2.19	0.42
1:E:292:THR:O	1:E:296:ILE:HG13	2.20	0.42
2:F:15:ILE:O	2:F:16:PHE:C	2.58	0.42
1:G:208:MET:C	1:G:212:PHE:HB2	2.39	0.42
1:G:212:PHE:HZ	1:G:260:ASP:CB	2.33	0.42
1:K:35:ARG:CD	1:K:65:PHE:HE2	2.21	0.42

Continued on next page...

Continued from previous page...

Atom-1	Atom-2	Interatomic distance (Å)	Clash overlap (Å)
1:I:212:PHE:HZ	1:I:260:ASP:CB	2.33	0.42
4:T:53:ARG:O	4:T:54:ASP:CB	2.63	0.42
3:V:86:LYS:O	3:V:89:GLN:CB	2.64	0.42
3:M:207:MET:N	3:M:208:PRO:HD3	2.34	0.42
3:O:384:TYR:HD2	3:O:384:TYR:H	1.67	0.42
3:R:130:ILE:CG2	3:R:130:ILE:O	2.67	0.42
1:A:540:THR:O	1:A:540:THR:HG22	2.20	0.42
1:C:232:SER:O	1:C:235:HIS:N	2.49	0.42
3:V:143:GLU:HG3	3:V:143:GLU:O	2.19	0.42
1:I:493:GLU:HG2	1:I:494:GLU:N	2.35	0.42
1:C:185:GLU:CG	1:C:186:LYS:N	2.83	0.42
1:I:185:GLU:CG	1:I:186:LYS:N	2.83	0.42
2:F:79:SER:C	2:F:81:PRO:HD3	2.40	0.42
3:R:2:SER:O	3:R:71:SER:HB2	2.19	0.42
1:A:446:THR:HG23	1:A:447:ASN:N	2.35	0.41
1:A:504:GLU:O	1:A:505:VAL:C	2.58	0.41
1:A:524:GLY:C	1:A:526:ALA:N	2.74	0.41
2:B:444:ALA:O	2:B:445:ARG:C	2.57	0.41
2:B:523:GLY:O	2:B:524:TYR:C	2.59	0.41
1:E:374:ASN:HB3	1:E:375:GLY:H	1.60	0.41
2:F:399:ILE:C	2:F:401:THR:H	2.23	0.41
1:G:443:GLN:O	1:G:446:THR:HG23	2.20	0.41
2:H:426:GLU:C	2:H:428:VAL:N	2.74	0.41
2:H:452:VAL:HG11	2:H:466:LEU:HD11	2.01	0.41
2:H:495:LYS:O	2:H:496:PRO:O	2.38	0.41
1:I:460:TYR:CZ	1:I:464:LEU:HD21	2.55	0.41
2:J:490:LYS:NZ	2:J:545:LYS:HZ2	2.18	0.41
1:C:413:PRO:HG2	1:C:414:SER:H	1.84	0.41
1:C:453:ALA:O	1:C:454:TYR:C	2.58	0.41
2:D:525:ILE:HG22	2:D:526:TYR:N	2.35	0.41
2:J:220:ILE:O	2:J:221:PHE:C	2.58	0.41
2:J:74:MET:O	2:J:75:ASN:C	2.59	0.41
2:L:49:ALA:O	2:L:52:PRO:HD2	2.20	0.41
2:B:130:LEU:HD23	2:B:130:LEU:HA	1.44	0.41
2:H:104:ALA:O	2:H:107:VAL:HB	2.19	0.41
2:H:148:LEU:CA	2:H:151:ILE:HG13	2.49	0.41
2:H:303:LEU:O	2:H:306:ILE:HB	2.20	0.41
2:H:35:LYS:HE2	3:P:137:GLN:NE2	2.32	0.41
1:A:131:SER:O	1:A:132:SER:O	2.38	0.41
4:Q:28:ARG:O	4:Q:32:VAL:HG23	2.19	0.41
4:Q:88:VAL:O	4:Q:89:GLU:C	2.59	0.41

Continued on next page...

Continued from previous page...

Atom-1	Atom-2	Interatomic distance (Å)	Clash overlap (Å)
1:I:132:SER:O	1:I:133:GLU:C	2.58	0.41
2:F:220:ILE:O	2:F:221:PHE:C	2.58	0.41
2:F:229:TYR:HB3	2:F:230:MET:H	1.21	0.41
1:K:38:PHE:N	1:K:38:PHE:CD2	2.86	0.41
3:P:335:VAL:O	3:P:337:GLU:O	2.38	0.41
2:H:374:VAL:C	2:H:376:ALA:N	2.71	0.41
4:X:131:VAL:HG12	4:X:132:LEU:N	2.34	0.41
4:X:134:ALA:O	4:X:135:ILE:C	2.59	0.41
4:W:132:LEU:HA	4:W:135:ILE:HG22	2.02	0.41
2:J:392:VAL:O	2:J:393:SER:C	2.59	0.41
3:R:47:SER:C	3:R:49:ILE:H	2.23	0.41
1:A:219:LEU:HD13	1:A:253:LEU:CD2	2.50	0.41
1:A:247:VAL:HG13	1:A:291:GLU:HG2	2.02	0.41
1:C:316:PHE:O	1:C:318:LEU:N	2.53	0.41
1:C:251:ARG:HH22	4:T:75:ASP:HA	1.85	0.41
1:G:251:ARG:HH22	4:Q:75:ASP:HA	1.85	0.41
1:G:264:SER:OG	1:G:299:ILE:CG2	2.68	0.41
1:G:339:ASP:O	1:G:342:ALA:HB3	2.19	0.41
1:E:196:VAL:O	1:E:197:LEU:C	2.58	0.41
1:E:299:ILE:HG22	1:E:300:LYS:N	2.34	0.41
1:I:271:LEU:HD12	1:I:296:ILE:HG13	2.01	0.41
1:E:214:LYS:O	1:E:217:PRO:HD2	2.19	0.41
1:A:212:PHE:HZ	1:A:260:ASP:CB	2.33	0.41
1:A:183:LEU:HD12	1:A:215:LEU:HB3	2.02	0.41
1:A:36:SER:CA	1:A:39:ARG:HG2	2.41	0.41
2:L:200:LYS:HB2	2:L:203:SER:HG	1.83	0.41
3:V:32:HIS:O	3:V:33:PHE:C	2.57	0.41
3:O:112:GLU:OE1	3:O:135:ILE:HA	2.20	0.41
4:U:32:VAL:O	4:U:33:ARG:C	2.59	0.41
3:O:91:PHE:C	3:O:93:GLU:N	2.73	0.41
1:I:573:TYR:O	1:I:574:ASP:O	2.37	0.41
1:E:185:GLU:CG	1:E:186:LYS:N	2.83	0.41
1:G:185:GLU:CG	1:G:186:LYS:N	2.83	0.41
3:O:256:ILE:HA	3:O:257:PRO:HD3	1.62	0.41
3:O:2:SER:O	3:O:71:SER:HB2	2.19	0.41
3:V:114:LEU:HD23	3:V:114:LEU:HA	1.87	0.41
1:A:316:PHE:O	1:A:318:LEU:N	2.53	0.41
1:A:459:LEU:HD23	1:A:459:LEU:HA	1.91	0.41
2:B:461:ASN:HB3	2:B:465:LEU:CD1	2.49	0.41
2:B:491:LEU:HD12	2:B:491:LEU:C	2.39	0.41
2:B:504:GLN:O	2:B:505:GLN:C	2.59	0.41

Continued on next page...

Continued from previous page...

Atom-1	Atom-2	Interatomic distance (Å)	Clash overlap (Å)
1:E:426:LEU:O	1:E:427:THR:C	2.58	0.41
1:E:478:TRP:CA	1:E:478:TRP:CE3	2.98	0.41
2:F:451:ILE:HG22	2:F:452:VAL:N	2.33	0.41
1:K:344:GLN:NE2	1:K:374:ASN:ND2	2.66	0.41
1:K:415:LYS:O	1:K:416:ARG:C	2.58	0.41
1:K:437:ALA:O	1:K:440:ASN:N	2.54	0.41
1:K:416:ARG:HD3	1:K:454:TYR:CE1	2.55	0.41
1:K:454:TYR:O	1:K:457:GLN:HB2	2.21	0.41
1:K:481:GLY:HA2	1:K:533:LEU:HD21	2.03	0.41
1:G:416:ARG:HD3	1:G:454:TYR:CE1	2.55	0.41
1:I:446:THR:OG1	1:I:586:VAL:HG13	2.20	0.41
1:C:389:LEU:HD13	1:C:400:CYS:HB3	2.02	0.41
2:D:428:VAL:HG23	2:D:429:ILE:HD12	2.01	0.41
2:D:495:LYS:O	2:D:496:PRO:O	2.38	0.41
2:J:74:MET:O	2:J:77:ALA:N	2.39	0.41
2:J:570:LEU:CD2	3:R:77:VAL:HG22	2.47	0.41
2:L:257:LEU:O	2:L:259:ALA:N	2.53	0.41
2:B:49:ALA:O	2:B:52:PRO:HD2	2.20	0.41
2:H:122:LEU:O	2:H:123:CYS:C	2.59	0.41
2:H:220:ILE:O	2:H:221:PHE:C	2.58	0.41
2:H:307:ASN:O	2:H:308:LEU:C	2.58	0.41
1:C:10:LEU:HD12	1:C:14:ILE:HD11	2.00	0.41
2:D:151:ILE:C	2:D:153:ALA:H	2.23	0.41
1:A:25:GLU:O	1:A:26:MET:C	2.59	0.41
4:S:84:ILE:C	4:S:86:ARG:N	2.72	0.41
1:G:73:LEU:O	1:G:75:ALA:N	2.52	0.41
3:R:328:THR:HB	3:R:329:VAL:HG23	2.01	0.41
4:X:59:TYR:N	4:X:59:TYR:HD2	2.19	0.41
2:F:122:LEU:O	2:F:123:CYS:C	2.58	0.41
2:F:104:ALA:CB	2:F:136:TYR:CD2	3.00	0.41
2:F:230:MET:HE2	2:F:240:ILE:HD12	2.01	0.41
1:K:132:SER:O	1:K:133:GLU:C	2.59	0.41
1:K:86:TYR:O	1:K:87:LEU:C	2.59	0.41
1:E:287:ALA:O	1:E:288:ILE:C	2.58	0.41
2:H:374:VAL:O	2:H:377:ILE:N	2.53	0.41
2:L:341:ILE:N	2:L:341:ILE:HD12	2.35	0.41
2:L:387:SER:O	2:L:390:ARG:HB2	2.19	0.41
3:M:16:LEU:HD13	3:M:16:LEU:O	2.20	0.41
3:N:16:LEU:HD13	3:N:16:LEU:O	2.20	0.41
2:F:334:VAL:HG12	2:F:338:LYS:HE3	2.03	0.41
3:P:16:LEU:O	3:P:16:LEU:HD13	2.20	0.41

Continued on next page...

Continued from previous page...

Atom-1	Atom-2	Interatomic distance (Å)	Clash overlap (Å)
4:W:134:ALA:O	4:W:135:ILE:C	2.59	0.41
3:O:341:ILE:HD11	3:O:356:MET:HE2	2.02	0.41
4:T:134:ALA:O	4:T:135:ILE:C	2.59	0.41
2:D:339:LEU:C	2:D:341:ILE:N	2.74	0.41
1:C:264:SER:C	1:C:266:ALA:N	2.71	0.41
1:K:292:THR:O	1:K:296:ILE:HG13	2.20	0.41
1:G:305:LEU:O	1:G:306:ARG:C	2.59	0.41
1:G:306:ARG:HD3	1:G:339:ASP:OD1	2.20	0.41
1:G:306:ARG:O	1:G:309:ALA:HB3	2.20	0.41
1:E:179:THR:CG2	1:E:180:LYS:N	2.77	0.41
1:E:187:ASN:O	1:E:188:HIS:C	2.58	0.41
1:E:264:SER:OG	1:E:299:ILE:CG2	2.68	0.41
1:I:292:THR:O	1:I:296:ILE:HG13	2.20	0.41
3:P:380:PHE:HB2	3:P:381:GLU:H	1.67	0.41
1:I:117:PHE:N	1:I:117:PHE:CD1	2.89	0.41
1:E:183:LEU:HA	1:E:183:LEU:HD23	1.63	0.41
1:K:306:ARG:HD3	1:K:339:ASP:OD1	2.20	0.41
1:K:306:ARG:O	1:K:309:ALA:HB3	2.20	0.41
1:I:147:LYS:HE2	1:I:147:LYS:CA	2.43	0.41
3:M:32:HIS:O	3:M:33:PHE:C	2.57	0.41
3:N:112:GLU:OE1	3:N:135:ILE:HA	2.20	0.41
3:P:205:SER:O	3:P:399:GLU:OE1	2.38	0.41
2:D:359:LYS:O	2:D:360:GLU:C	2.57	0.41
3:R:43:GLU:C	3:R:45:MET:N	2.72	0.41
1:G:493:GLU:HG2	1:G:494:GLU:N	2.35	0.41
3:R:210:LEU:HA	3:R:210:LEU:HD22	1.87	0.41
3:O:214:LEU:HA	3:O:214:LEU:HD23	1.82	0.41
3:R:395:LEU:HA	3:R:395:LEU:HD12	1.70	0.41
1:A:306:ARG:O	1:A:309:ALA:HB3	2.20	0.41
1:A:426:LEU:O	1:A:427:THR:C	2.58	0.41
1:A:481:GLY:HA2	1:A:533:LEU:HD21	2.03	0.41
1:E:377:ASN:HD22	1:E:377:ASN:C	2.22	0.41
1:E:413:PRO:HG2	1:E:414:SER:H	1.84	0.41
1:E:437:ALA:O	1:E:440:ASN:N	2.53	0.41
2:F:462:ALA:O	2:F:466:LEU:HD13	2.20	0.41
1:K:460:TYR:CZ	1:K:464:LEU:HD21	2.55	0.41
1:G:344:GLN:NE2	1:G:374:ASN:ND2	2.66	0.41
1:G:437:ALA:O	1:G:440:ASN:N	2.54	0.41
1:G:460:TYR:CZ	1:G:464:LEU:HD21	2.55	0.41
2:H:405:TYR:CE1	2:H:406:VAL:HG23	2.55	0.41
1:I:453:ALA:C	1:I:455:THR:N	2.72	0.41

Continued on next page...

Continued from previous page...

Atom-1	Atom-2	Interatomic distance (Å)	Clash overlap (Å)
1:I:478:TRP:HH2	1:I:532:LYS:NZ	2.12	0.41
1:I:481:GLY:HA2	1:I:533:LEU:HD21	2.03	0.41
1:C:415:LYS:O	1:C:416:ARG:C	2.58	0.41
1:C:437:ALA:O	1:C:440:ASN:N	2.54	0.41
1:C:566:TYR:O	1:C:569:LEU:HB2	2.20	0.41
2:D:461:ASN:HB3	2:D:465:LEU:CD1	2.49	0.41
2:B:130:LEU:O	2:B:132:ASP:N	2.54	0.41
2:B:216:GLU:O	2:B:220:ILE:HD13	2.21	0.41
2:H:124:GLU:CB	2:H:125:PRO:HD3	2.42	0.41
2:H:211:LEU:HD22	2:H:219:GLN:HA	2.02	0.41
2:H:257:LEU:O	2:H:259:ALA:N	2.53	0.41
2:D:220:ILE:O	2:D:221:PHE:C	2.58	0.41
1:A:11:ILE:HG12	1:A:55:TYR:CD2	2.55	0.41
1:I:100:HIS:O	1:I:103:MET:HB3	2.21	0.41
1:I:73:LEU:O	1:I:75:ALA:N	2.52	0.41
2:F:74:MET:O	2:F:77:ALA:N	2.39	0.41
1:K:14:ILE:HA	1:K:26:MET:HE2	2.01	0.41
3:P:329:VAL:CG1	3:P:330:GLY:N	2.81	0.41
4:W:59:TYR:HD2	4:W:59:TYR:N	2.19	0.41
4:W:62:TYR:O	4:W:63:ALA:C	2.57	0.41
1:E:132:SER:O	1:E:133:GLU:C	2.58	0.41
1:E:11:ILE:C	1:E:13:THR:N	2.72	0.41
4:U:59:TYR:HD2	4:U:59:TYR:N	2.19	0.41
1:E:287:ALA:HA	4:U:78:LEU:HD13	2.02	0.41
3:O:26:ASP:O	3:O:28:SER:N	2.53	0.41
3:R:26:ASP:O	3:R:28:SER:N	2.54	0.41
2:B:341:ILE:HD12	2:B:341:ILE:N	2.35	0.41
3:V:335:VAL:O	3:V:337:GLU:O	2.38	0.41
4:U:131:VAL:HG12	4:U:132:LEU:N	2.34	0.41
2:H:154:GLN:CB	2:H:158:ASP:OD2	2.53	0.41
1:A:251:ARG:HH22	4:S:75:ASP:HA	1.85	0.41
1:C:270:ILE:HG23	1:C:271:LEU:CD2	2.44	0.41
1:C:323:ASN:O	1:C:326:TYR:N	2.45	0.41
1:E:219:LEU:HD13	1:E:253:LEU:CD2	2.50	0.41
3:M:242:VAL:HA	3:M:255:PHE:HB3	2.02	0.41
1:E:118:VAL:O	1:E:119:GLN:C	2.58	0.41
1:C:117:PHE:CD1	1:C:117:PHE:N	2.89	0.41
1:K:212:PHE:HZ	1:K:260:ASP:CB	2.33	0.41
3:V:269:LEU:CD2	3:V:269:LEU:N	2.70	0.41
1:K:316:PHE:O	1:K:318:LEU:N	2.53	0.41
3:R:37:LEU:O	3:R:38:MET:C	2.59	0.41

Continued on next page...

Continued from previous page...

Atom-1	Atom-2	Interatomic distance (Å)	Clash overlap (Å)
4:T:53:ARG:HG2	4:T:53:ARG:O	2.21	0.41
3:P:86:LYS:O	3:P:87:VAL:C	2.57	0.41
3:R:94:TYR:HA	3:R:94:TYR:HD2	1.69	0.41
3:M:130:ILE:CG2	3:M:130:ILE:O	2.67	0.41
1:G:540:THR:HG22	1:G:540:THR:O	2.20	0.41
1:K:540:THR:O	1:K:540:THR:HG22	2.20	0.41
2:H:96:GLU:O	2:H:97:ASP:C	2.58	0.41
1:K:493:GLU:HG2	1:K:494:GLU:N	2.35	0.41
1:E:209:LEU:HD22	1:E:213:ARG:NE	2.35	0.41
3:P:342:VAL:HG12	3:P:342:VAL:O	2.20	0.41
1:A:476:ALA:C	1:A:478:TRP:N	2.72	0.41
1:A:531:MET:O	1:A:534:SER:N	2.54	0.41
2:B:405:TYR:CE1	2:B:406:VAL:HG23	2.55	0.41
2:B:426:GLU:C	2:B:428:VAL:N	2.74	0.41
2:B:525:ILE:HG22	2:B:526:TYR:N	2.35	0.41
2:B:527:TRP:HA	2:B:527:TRP:CE3	2.56	0.41
1:E:566:TYR:O	1:E:569:LEU:HB2	2.20	0.41
2:F:430:ALA:C	2:F:432:LEU:N	2.73	0.41
2:F:491:LEU:HD12	2:F:491:LEU:C	2.39	0.41
2:F:495:LYS:O	2:F:496:PRO:O	2.38	0.41
2:L:405:TYR:CE1	2:L:406:VAL:HG23	2.55	0.41
2:L:504:GLN:O	2:L:505:GLN:C	2.59	0.41
1:G:566:TYR:O	1:G:569:LEU:HB2	2.20	0.41
1:I:476:ALA:C	1:I:478:TRP:N	2.72	0.41
2:J:399:ILE:C	2:J:401:THR:H	2.23	0.41
2:J:433:CYS:O	2:J:435:ASN:N	2.53	0.41
1:C:416:ARG:HD3	1:C:454:TYR:CE1	2.55	0.41
2:D:462:ALA:O	2:D:466:LEU:HD13	2.20	0.41
2:D:491:LEU:CD1	2:D:499:THR:HG22	2.49	0.41
2:D:527:TRP:CE3	2:D:527:TRP:HA	2.56	0.41
2:J:257:LEU:O	2:J:259:ALA:N	2.53	0.41
2:L:570:LEU:CD1	3:V:74:ASN:HA	2.44	0.41
2:B:303:LEU:O	2:B:306:ILE:HB	2.20	0.41
2:B:33:ALA:O	2:B:34:VAL:C	2.56	0.41
2:B:74:MET:O	2:B:75:ASN:C	2.59	0.41
2:H:100:PRO:HA	2:H:103:ARG:CG	2.46	0.41
2:H:130:LEU:O	2:H:132:ASP:N	2.53	0.41
2:H:151:ILE:C	2:H:153:ALA:H	2.23	0.41
2:H:573:VAL:CG1	2:H:574:TYR:N	2.83	0.41
3:P:133:GLU:OE2	3:P:134:PHE:HE1	2.02	0.41
2:D:132:ASP:HB3	2:D:133:GLU:H	1.63	0.41

Continued on next page...

Continued from previous page...

Atom-1	Atom-2	Interatomic distance (Å)	Clash overlap (Å)
2:D:257:LEU:O	2:D:259:ALA:N	2.53	0.41
2:D:35:LYS:HE2	3:N:137:GLN:NE2	2.32	0.41
1:G:19:THR:HG21	3:P:142:LEU:HD21	2.01	0.41
4:Q:59:TYR:HD2	4:Q:59:TYR:N	2.18	0.41
3:R:335:VAL:O	3:R:337:GLU:O	2.38	0.41
1:I:10:LEU:O	1:I:13:THR:HB	2.21	0.41
2:F:169:ILE:O	2:F:170:SER:C	2.59	0.41
2:F:303:LEU:HD23	2:F:303:LEU:HA	1.86	0.41
2:F:303:LEU:O	2:F:306:ILE:HB	2.20	0.41
2:F:71:LEU:O	2:F:74:MET:CB	2.67	0.41
3:O:133:GLU:OE2	3:O:134:PHE:HE1	2.02	0.41
1:K:159:LEU:O	1:K:160:CYS:C	2.55	0.41
1:K:287:ALA:O	1:K:288:ILE:C	2.58	0.41
4:U:88:VAL:O	4:U:89:GLU:C	2.59	0.41
3:V:26:ASP:O	3:V:28:SER:N	2.53	0.41
2:H:334:VAL:HG12	2:H:338:LYS:HE3	2.02	0.41
2:H:341:ILE:N	2:H:341:ILE:HD12	2.35	0.41
2:L:374:VAL:O	2:L:377:ILE:N	2.53	0.41
3:M:25:VAL:O	3:M:27:MET:N	2.53	0.41
3:N:67:LEU:HD12	3:N:67:LEU:HA	1.74	0.41
4:Q:135:ILE:HD12	4:Q:135:ILE:HA	1.90	0.41
2:J:334:VAL:HG12	2:J:338:LYS:HE3	2.03	0.41
1:K:196:VAL:O	1:K:197:LEU:C	2.58	0.41
1:K:299:ILE:HG22	1:K:300:LYS:N	2.34	0.41
1:E:310:ILE:O	1:E:311:ASN:C	2.59	0.41
1:E:496:GLU:HA	1:E:497:PRO:HD3	1.94	0.41
1:G:117:PHE:CD1	1:G:117:PHE:N	2.88	0.41
1:K:208:MET:C	1:K:212:PHE:HB2	2.39	0.41
1:G:36:SER:CA	1:G:39:ARG:HG2	2.41	0.41
3:O:34:MET:O	3:O:37:LEU:HB3	2.21	0.41
1:I:306:ARG:O	1:I:309:ALA:HB3	2.20	0.41
1:I:316:PHE:O	1:I:318:LEU:N	2.53	0.41
3:N:50:LEU:HD11	3:N:59:TRP:NE1	2.35	0.41
3:R:112:GLU:OE1	3:R:135:ILE:HA	2.20	0.41
3:P:83:PHE:O	3:P:87:VAL:HG23	2.21	0.41
3:M:83:PHE:O	3:M:87:VAL:HG23	2.21	0.41
3:M:384:TYR:HD2	3:M:384:TYR:H	1.67	0.41
3:N:160:ARG:C	3:N:161:SER:O	2.59	0.41
3:O:160:ARG:C	3:O:161:SER:O	2.59	0.41
3:V:342:VAL:HG12	3:V:342:VAL:O	2.20	0.41
1:A:446:THR:OG1	1:A:586:VAL:HG13	2.20	0.41

Continued on next page...

Continued from previous page...

Atom-1	Atom-2	Interatomic distance (Å)	Clash overlap (Å)
1:A:453:ALA:O	1:A:454:TYR:C	2.58	0.41
1:A:460:TYR:CZ	1:A:464:LEU:HD21	2.55	0.41
1:A:565:GLU:OE2	2:B:522:ARG:NH2	2.30	0.41
1:E:453:ALA:C	1:E:455:THR:N	2.72	0.41
1:E:529:ALA:O	1:E:532:LYS:HG3	2.21	0.41
2:F:525:ILE:HG22	2:F:526:TYR:N	2.35	0.41
1:K:400:CYS:O	1:K:403:GLY:N	2.54	0.41
1:K:460:TYR:O	1:K:461:LYS:C	2.59	0.41
1:K:504:GLU:O	1:K:505:VAL:C	2.58	0.41
2:L:399:ILE:C	2:L:401:THR:H	2.23	0.41
2:L:453:GLY:O	2:L:454:GLU:C	2.57	0.41
1:G:524:GLY:C	1:G:526:ALA:N	2.74	0.41
2:H:483:GLN:O	2:H:487:ALA:N	2.45	0.41
2:H:527:TRP:HE3	2:H:527:TRP:HA	1.84	0.41
1:I:453:ALA:O	1:I:454:TYR:C	2.58	0.41
2:J:545:LYS:HA	2:J:546:PRO:HD3	1.44	0.41
1:C:344:GLN:NE2	1:C:374:ASN:ND2	2.66	0.41
1:C:443:GLN:O	1:C:446:THR:HG23	2.20	0.41
1:C:460:TYR:O	1:C:461:LYS:C	2.59	0.41
2:D:430:ALA:C	2:D:432:LEU:N	2.73	0.41
2:D:411:ILE:HG13	2:D:432:LEU:HD11	2.02	0.41
2:D:523:GLY:O	2:D:524:TYR:C	2.59	0.41
2:J:260:VAL:O	2:J:261:LYS:C	2.59	0.41
2:J:35:LYS:HE2	3:R:137:GLN:NE2	2.32	0.41
2:J:574:TYR:O	2:J:575:HIS:CB	2.68	0.41
2:L:307:ASN:O	2:L:308:LEU:C	2.58	0.41
2:B:257:LEU:O	2:B:259:ALA:N	2.53	0.41
2:B:74:MET:O	2:B:77:ALA:HB2	2.20	0.41
3:M:124:GLN:O	3:M:125:THR:O	2.39	0.41
2:H:136:TYR:CD1	3:P:134:PHE:HE2	2.33	0.41
2:H:142:ALA:O	2:H:145:VAL:HG23	2.20	0.41
2:D:124:GLU:HG2	2:D:124:GLU:H	1.71	0.41
2:D:307:ASN:O	2:D:308:LEU:C	2.58	0.41
2:D:577:PRO:C	2:D:579:ASN:N	2.74	0.41
1:A:100:HIS:O	1:A:103:MET:HB3	2.21	0.41
1:A:56:MET:O	1:A:57:HIS:C	2.58	0.41
3:N:335:VAL:O	3:N:337:GLU:O	2.38	0.41
1:G:287:ALA:HA	4:Q:78:LEU:HD13	2.02	0.41
1:I:73:LEU:C	1:I:75:ALA:N	2.71	0.41
1:I:86:TYR:O	1:I:87:LEU:C	2.59	0.41
4:X:7:LEU:HA	4:X:7:LEU:HD23	1.55	0.41

Continued on next page...

Continued from previous page...

Atom-1	Atom-2	Interatomic distance (Å)	Clash overlap (Å)
4:X:84:ILE:C	4:X:86:ARG:N	2.72	0.41
2:F:577:PRO:C	2:F:579:ASN:N	2.74	0.41
1:K:25:GLU:O	1:K:26:MET:C	2.59	0.41
4:W:25:ASP:O	4:W:26:LYS:C	2.59	0.41
1:E:13:THR:HG22	1:E:26:MET:HE3	2.00	0.41
1:E:38:PHE:N	1:E:38:PHE:CD2	2.86	0.41
2:H:378:GLY:O	2:H:380:CYS:N	2.54	0.41
2:J:347:SER:OG	2:J:348:GLN:N	2.52	0.41
2:B:323:VAL:CG2	2:B:324:PHE:N	2.82	0.41
2:B:339:LEU:C	2:B:341:ILE:N	2.74	0.41
2:F:333:TYR:CE2	3:O:48:PRO:HG3	2.56	0.41
4:T:132:LEU:HA	4:T:135:ILE:HG22	2.03	0.41
1:A:154:ARG:HH21	1:A:182:LEU:HD23	1.86	0.41
1:A:267:MET:O	1:A:271:LEU:HD23	2.21	0.41
1:C:196:VAL:O	1:C:197:LEU:C	2.58	0.41
1:C:305:LEU:O	1:C:306:ARG:C	2.59	0.41
1:K:152:TYR:O	1:K:155:LYS:HE2	2.19	0.41
1:G:247:VAL:HG13	1:G:291:GLU:HG2	2.02	0.41
3:V:242:VAL:HA	3:V:255:PHE:HB3	2.02	0.41
1:I:251:ARG:HH22	4:X:75:ASP:HA	1.85	0.41
2:D:200:LYS:HB2	2:D:203:SER:HG	1.80	0.41
3:P:34:MET:O	3:P:37:LEU:HB3	2.21	0.41
3:P:50:LEU:CD1	3:P:59:TRP:HE1	2.33	0.41
2:J:15:ILE:O	2:J:16:PHE:C	2.58	0.41
3:M:112:GLU:OE1	3:M:135:ILE:HA	2.20	0.41
3:N:205:SER:O	3:N:399:GLU:OE1	2.38	0.41
3:N:43:GLU:O	3:N:45:MET:N	2.51	0.41
3:M:37:LEU:O	3:M:38:MET:C	2.59	0.41
2:F:359:LYS:O	2:F:360:GLU:C	2.57	0.41
1:G:209:LEU:HD22	1:G:213:ARG:NE	2.35	0.41
1:A:416:ARG:HD3	1:A:454:TYR:CE1	2.55	0.41
2:B:462:ALA:O	2:B:466:LEU:HD13	2.20	0.41
1:E:400:CYS:O	1:E:403:GLY:N	2.54	0.41
1:E:415:LYS:O	1:E:416:ARG:C	2.58	0.41
1:E:449:VAL:O	1:E:452:HIS:CD2	2.74	0.41
1:E:531:MET:O	1:E:534:SER:N	2.54	0.41
2:F:426:GLU:C	2:F:428:VAL:N	2.74	0.41
2:L:430:ALA:C	2:L:432:LEU:N	2.73	0.41
1:G:463:ILE:HG13	1:G:463:ILE:H	1.56	0.41
1:I:374:ASN:HB3	1:I:375:GLY:H	1.60	0.41
1:I:449:VAL:O	1:I:452:HIS:CD2	2.74	0.41

Continued on next page...

Continued from previous page...

Atom-1	Atom-2	Interatomic distance (Å)	Clash overlap (Å)
1:I:454:TYR:O	1:I:457:GLN:HB2	2.21	0.41
1:I:531:MET:O	1:I:534:SER:N	2.54	0.41
2:J:426:GLU:HB2	2:J:427:SER:H	1.69	0.41
2:J:504:GLN:O	2:J:505:GLN:C	2.59	0.41
1:C:372:LEU:H	1:C:372:LEU:CD1	2.31	0.41
1:C:446:THR:OG1	1:C:586:VAL:HG13	2.20	0.41
2:D:433:CYS:O	2:D:435:ASN:N	2.53	0.41
2:D:444:ALA:O	2:D:445:ARG:C	2.57	0.41
2:D:485:LEU:C	2:D:485:LEU:CD2	2.87	0.41
2:D:504:GLN:O	2:D:505:GLN:C	2.59	0.41
2:J:130:LEU:O	2:J:132:ASP:N	2.53	0.41
2:J:211:LEU:HD22	2:J:219:GLN:HA	2.02	0.41
2:J:216:GLU:O	2:J:220:ILE:HD13	2.21	0.41
2:J:303:LEU:HD23	2:J:303:LEU:HA	1.86	0.41
2:J:303:LEU:O	2:J:306:ILE:HB	2.20	0.41
2:L:130:LEU:O	2:L:132:ASP:N	2.54	0.41
3:V:21:TYR:CE1	3:V:118:MET:HE3	2.56	0.41
2:B:38:ILE:HD13	2:B:38:ILE:N	2.31	0.41
2:B:560:LEU:O	2:B:564:ILE:HG13	2.21	0.41
2:H:260:VAL:O	2:H:261:LYS:C	2.59	0.41
2:H:577:PRO:C	2:H:579:ASN:N	2.74	0.41
2:D:130:LEU:O	2:D:132:ASP:N	2.54	0.41
2:D:211:LEU:HD22	2:D:219:GLN:HA	2.02	0.41
2:D:51:PHE:HB3	2:D:52:PRO:CD	2.45	0.41
2:D:74:MET:O	2:D:75:ASN:C	2.59	0.41
2:D:92:VAL:O	2:D:95:CYS:N	2.53	0.41
1:A:121:LEU:O	1:A:122:ALA:C	2.58	0.41
1:A:164:VAL:O	1:A:165:ILE:C	2.58	0.41
4:S:117:PHE:HD1	4:S:117:PHE:O	2.04	0.41
1:G:103:MET:HE3	1:G:103:MET:HA	2.01	0.41
1:G:121:LEU:O	1:G:122:ALA:C	2.58	0.41
1:I:14:ILE:HA	1:I:26:MET:HE2	2.03	0.41
4:X:88:VAL:O	4:X:89:GLU:C	2.59	0.41
2:F:142:ALA:O	2:F:145:VAL:HG23	2.20	0.41
2:F:260:VAL:O	2:F:261:LYS:C	2.59	0.41
2:F:560:LEU:O	2:F:564:ILE:HG13	2.21	0.41
1:K:48:ARG:O	1:K:49:ASN:C	2.58	0.41
1:E:159:LEU:HD23	1:E:159:LEU:HA	1.89	0.41
3:M:335:VAL:O	3:M:337:GLU:O	2.38	0.41
3:M:312:ILE:CA	3:M:378:VAL:HG12	2.34	0.41
3:V:29:GLU:O	3:V:30:VAL:C	2.58	0.41

Continued on next page...

Continued from previous page...

Atom-1	Atom-2	Interatomic distance (Å)	Clash overlap (Å)
3:R:108:VAL:O	3:R:111:TYR:HB2	2.21	0.41
2:L:347:SER:OG	2:L:348:GLN:N	2.52	0.41
3:N:104:ARG:O	3:N:107:PHE:HE1	2.04	0.41
2:B:334:VAL:HG12	2:B:338:LYS:HE3	2.02	0.41
3:P:106:ASN:O	3:P:109:ILE:HG13	2.21	0.41
3:P:26:ASP:O	3:P:28:SER:N	2.54	0.41
3:P:65:LEU:HD11	3:P:99:GLU:H	1.85	0.41
4:S:132:LEU:HA	4:S:135:ILE:HG22	2.03	0.41
2:J:341:ILE:HD12	2:J:341:ILE:N	2.35	0.41
2:D:333:TYR:CE2	3:N:48:PRO:HG3	2.56	0.41
1:K:264:SER:OG	1:K:299:ILE:CG2	2.68	0.41
1:G:173:GLU:C	1:G:175:PHE:H	2.24	0.41
1:A:496:GLU:HA	1:A:497:PRO:HD3	1.94	0.41
1:E:267:MET:O	1:E:271:LEU:HD23	2.21	0.41
3:M:277:ILE:HD12	3:M:380:PHE:HD2	1.86	0.41
2:L:15:ILE:O	2:L:16:PHE:C	2.59	0.41
2:B:4:SER:O	2:B:5:LYS:HG3	2.21	0.41
1:E:117:PHE:CD1	1:E:117:PHE:N	2.89	0.41
1:I:35:ARG:HB2	1:I:65:PHE:CE2	2.56	0.41
1:C:118:VAL:O	1:C:119:GLN:C	2.58	0.41
1:C:35:ARG:HB2	1:C:65:PHE:CE2	2.56	0.41
1:K:183:LEU:HD23	1:K:183:LEU:HA	1.63	0.41
2:D:12:LYS:CG	2:D:13:GLY:N	2.72	0.41
3:N:37:LEU:O	3:N:38:MET:C	2.59	0.41
3:O:86:LYS:O	3:O:87:VAL:C	2.57	0.41
3:V:205:SER:O	3:V:399:GLU:OE1	2.38	0.41
4:X:117:PHE:O	4:X:117:PHE:HD1	2.04	0.41
3:P:213:GLY:HA3	3:P:394:TYR:CZ	2.55	0.41
2:D:365:VAL:CG2	3:N:394:TYR:HA	2.51	0.41
2:B:365:VAL:CG2	3:M:394:TYR:HA	2.51	0.41
2:D:96:GLU:O	2:D:97:ASP:C	2.58	0.41
2:L:97:ASP:HA	2:L:98:PRO:HD3	1.51	0.41
1:A:493:GLU:HG2	1:A:494:GLU:N	2.35	0.41
2:F:4:SER:O	2:F:5:LYS:HG3	2.21	0.41
1:E:28:GLN:O	1:E:32:ALA:HB2	2.20	0.41
1:I:209:LEU:HD22	1:I:213:ARG:NE	2.36	0.41
1:G:28:GLN:O	1:G:32:ALA:HB2	2.20	0.41
1:A:374:ASN:HB3	1:A:375:GLY:H	1.60	0.41
1:A:454:TYR:O	1:A:457:GLN:HB2	2.21	0.41
2:L:411:ILE:HD12	2:L:411:ILE:H	1.84	0.41
2:L:433:CYS:O	2:L:435:ASN:N	2.53	0.41

Continued on next page...

Continued from previous page...

Atom-1	Atom-2	Interatomic distance (Å)	Clash overlap (Å)
2:H:399:ILE:C	2:H:401:THR:H	2.23	0.41
1:I:344:GLN:C	1:I:346:HIS:N	2.74	0.41
1:I:508:ILE:O	1:I:512:VAL:HG23	2.21	0.41
1:I:529:ALA:HA	1:I:532:LYS:CD	2.50	0.41
1:C:333:LEU:O	1:C:335:THR:N	2.54	0.41
1:C:529:ALA:HA	1:C:532:LYS:CD	2.50	0.41
2:J:142:ALA:O	2:J:145:VAL:HG23	2.20	0.41
2:J:230:MET:HE2	2:J:240:ILE:HD12	2.02	0.41
2:L:124:GLU:HG2	2:L:124:GLU:H	1.71	0.41
2:L:132:ASP:HB3	2:L:133:GLU:H	1.63	0.41
3:V:124:GLN:O	3:V:125:THR:O	2.39	0.41
2:H:169:ILE:O	2:H:170:SER:C	2.59	0.41
2:H:181:VAL:O	2:H:182:ALA:C	2.59	0.41
2:H:560:LEU:O	2:H:564:ILE:HG13	2.21	0.41
2:H:74:MET:O	2:H:75:ASN:C	2.59	0.41
4:T:117:PHE:O	4:T:117:PHE:HD1	2.04	0.41
4:T:59:TYR:N	4:T:59:TYR:HD2	2.19	0.41
1:A:284:VAL:O	1:A:285:GLY:C	2.59	0.41
2:F:74:MET:O	2:F:77:ALA:HB2	2.20	0.41
2:L:323:VAL:CG2	2:L:324:PHE:N	2.82	0.41
2:L:392:VAL:O	2:L:393:SER:C	2.59	0.41
3:N:26:ASP:O	3:N:28:SER:N	2.54	0.41
2:F:347:SER:OG	2:F:348:GLN:N	2.52	0.41
2:B:355:LEU:O	2:B:358:LEU:N	2.54	0.41
2:B:378:GLY:O	2:B:380:CYS:N	2.54	0.41
2:F:323:VAL:CG2	2:F:324:PHE:HD1	2.17	0.41
3:O:322:SER:HA	3:O:323:PRO:HD3	1.78	0.41
1:G:490:GLY:O	1:G:492:CYS:N	2.53	0.41
1:C:267:MET:O	1:C:271:LEU:HD23	2.21	0.41
1:C:306:ARG:HD3	1:C:339:ASP:OD1	2.20	0.41
1:G:248:ARG:O	1:G:249:ILE:C	2.58	0.41
1:E:173:GLU:C	1:E:175:PHE:H	2.24	0.41
1:I:187:ASN:HD21	1:I:189:GLY:H	1.69	0.41
1:I:267:MET:O	1:I:271:LEU:HD23	2.21	0.41
2:H:15:ILE:O	2:H:16:PHE:C	2.59	0.41
1:C:208:MET:O	1:C:212:PHE:CB	2.66	0.41
3:R:34:MET:O	3:R:35:PRO:C	2.59	0.41
4:S:53:ARG:O	4:S:53:ARG:HG2	2.21	0.41
3:N:34:MET:O	3:N:37:LEU:HB3	2.21	0.41
3:N:83:PHE:O	3:N:87:VAL:HG23	2.21	0.41
3:R:83:PHE:O	3:R:87:VAL:HG23	2.21	0.41

Continued on next page...

Continued from previous page...

Atom-1	Atom-2	Interatomic distance (Å)	Clash overlap (Å)
3:P:384:TYR:H	3:P:384:TYR:HD2	1.67	0.41
1:I:513:LEU:H	1:I:513:LEU:CD1	2.34	0.41
1:K:209:LEU:HD22	1:K:213:ARG:NE	2.36	0.41
1:A:333:LEU:O	1:A:335:THR:N	2.54	0.41
1:A:400:CYS:O	1:A:403:GLY:N	2.54	0.41
1:A:406:LEU:HD23	1:A:406:LEU:HA	1.81	0.41
1:A:437:ALA:O	1:A:440:ASN:N	2.53	0.41
1:E:453:ALA:O	1:E:454:TYR:C	2.58	0.41
1:E:454:TYR:O	1:E:457:GLN:HB2	2.21	0.41
1:K:451:MET:N	1:K:451:MET:HE2	2.34	0.41
1:K:470:GLN:CB	1:K:471:PRO:CD	2.97	0.41
1:G:454:TYR:O	1:G:457:GLN:HB2	2.20	0.41
1:G:508:ILE:O	1:G:512:VAL:HG23	2.21	0.41
2:H:411:ILE:HG13	2:H:432:LEU:HD11	2.02	0.41
2:H:476:GLU:O	2:H:477:SER:C	2.59	0.41
1:I:416:ARG:HD3	1:I:454:TYR:CE1	2.55	0.41
1:I:504:GLU:O	1:I:505:VAL:C	2.58	0.41
2:J:527:TRP:HA	2:J:527:TRP:CE3	2.56	0.41
2:D:463:ASP:HB2	2:D:464:GLU:H	1.70	0.41
2:D:452:VAL:HG11	2:D:466:LEU:HD11	2.01	0.41
2:L:122:LEU:O	2:L:123:CYS:C	2.59	0.41
2:L:303:LEU:O	2:L:306:ILE:HB	2.20	0.41
2:L:88:VAL:O	2:L:91:PHE:N	2.50	0.41
2:B:211:LEU:HD22	2:B:219:GLN:HA	2.02	0.41
2:H:49:ALA:O	2:H:52:PRO:HD2	2.20	0.41
2:D:216:GLU:O	2:D:220:ILE:HD13	2.21	0.41
2:D:560:LEU:O	2:D:564:ILE:HG13	2.21	0.41
1:G:100:HIS:O	1:G:103:MET:HB3	2.20	0.41
4:Q:53:ARG:HG2	4:Q:53:ARG:O	2.21	0.41
3:R:325:PHE:HD1	3:R:332:VAL:HB	1.86	0.41
1:I:25:GLU:O	1:I:26:MET:C	2.59	0.41
4:X:35:LEU:HD11	4:X:52:TRP:CE3	2.56	0.41
4:W:32:VAL:O	4:W:33:ARG:C	2.59	0.41
3:O:104:ARG:O	3:O:107:PHE:HE1	2.04	0.41
3:V:65:LEU:HD11	3:V:99:GLU:C	2.41	0.41
2:H:355:LEU:O	2:H:358:LEU:N	2.54	0.41
3:M:103:ILE:O	3:M:105:ASP:N	2.53	0.41
1:A:430:GLY:O	1:A:431:SER:C	2.59	0.41
2:F:378:GLY:O	2:F:380:CYS:N	2.54	0.41
4:W:135:ILE:HD12	4:W:135:ILE:HA	1.90	0.41
2:L:285:ALA:CB	2:L:286:PRO:CD	2.87	0.41

Continued on next page...

Continued from previous page...

Atom-1	Atom-2	Interatomic distance (Å)	Clash overlap (Å)
2:J:339:LEU:C	2:J:341:ILE:N	2.74	0.41
2:D:334:VAL:HG12	2:D:338:LYS:HE3	2.03	0.41
1:A:196:VAL:O	1:A:197:LEU:C	2.58	0.41
1:C:292:THR:O	1:C:296:ILE:HG13	2.20	0.41
1:C:306:ARG:O	1:C:309:ALA:HB3	2.20	0.41
1:K:249:ILE:HG22	1:K:250:LEU:N	2.36	0.41
1:K:289:LEU:HD12	1:K:289:LEU:H	1.86	0.41
1:G:249:ILE:HG22	1:G:250:LEU:N	2.36	0.41
1:G:271:LEU:HD12	1:G:296:ILE:HG13	2.01	0.41
1:G:310:ILE:O	1:G:311:ASN:C	2.59	0.41
1:E:254:ARG:HB2	1:E:295:THR:CB	2.51	0.41
1:E:490:GLY:O	1:E:492:CYS:N	2.53	0.41
1:G:118:VAL:O	1:G:119:GLN:C	2.58	0.41
1:G:35:ARG:HB2	1:G:65:PHE:CE2	2.56	0.41
3:P:34:MET:O	3:P:35:PRO:C	2.59	0.41
1:K:310:ILE:O	1:K:311:ASN:C	2.59	0.41
3:P:264:LEU:O	3:P:265:MET:HB2	2.21	0.41
4:S:25:ASP:O	4:S:26:LYS:C	2.59	0.41
3:V:34:MET:O	3:V:37:LEU:HB3	2.21	0.41
3:P:112:GLU:OE1	3:P:135:ILE:HA	2.20	0.41
3:N:86:LYS:O	3:N:89:GLN:CB	2.64	0.41
1:A:573:TYR:O	1:A:574:ASP:O	2.37	0.41
2:B:359:LYS:O	2:B:360:GLU:C	2.57	0.41
2:L:365:VAL:CG2	3:V:394:TYR:HA	2.51	0.41
4:Q:4:PHE:HD1	4:Q:4:PHE:C	2.24	0.41
1:I:493:GLU:HG2	1:I:494:GLU:H	1.86	0.41
1:A:353:CYS:O	1:A:355:LYS:N	2.54	0.41
1:A:310:ILE:O	1:A:311:ASN:C	2.59	0.41
1:A:566:TYR:O	1:A:569:LEU:HB2	2.20	0.41
2:B:470:LEU:O	2:B:473:PHE:N	2.54	0.41
1:E:446:THR:OG1	1:E:586:VAL:HG13	2.20	0.41
2:F:548:ILE:HG22	2:F:549:SER:N	2.36	0.41
1:E:433:VAL:HG12	1:E:434:ARG:N	2.36	0.41
1:E:460:TYR:O	1:E:461:LYS:C	2.59	0.41
1:E:460:TYR:CZ	1:E:464:LEU:HD21	2.55	0.41
1:E:529:ALA:HA	1:E:532:LYS:CD	2.50	0.41
1:K:353:CYS:O	1:K:355:LYS:N	2.54	0.41
1:K:449:VAL:O	1:K:452:HIS:CD2	2.74	0.41
2:L:510:ALA:HB1	2:L:519:LEU:CD1	2.41	0.41
1:G:433:VAL:HG12	1:G:434:ARG:N	2.36	0.41
1:G:451:MET:N	1:G:451:MET:HE2	2.33	0.41

Continued on next page...

Continued from previous page...

Atom-1	Atom-2	Interatomic distance (Å)	Clash overlap (Å)
1:G:453:ALA:O	1:G:454:TYR:C	2.58	0.41
1:G:531:MET:O	1:G:534:SER:N	2.54	0.41
2:H:462:ALA:O	2:H:466:LEU:HD13	2.20	0.41
2:H:504:GLN:O	2:H:505:GLN:C	2.59	0.41
1:K:344:GLN:C	1:K:346:HIS:N	2.74	0.41
2:L:525:ILE:HG22	2:L:526:TYR:N	2.35	0.41
1:G:333:LEU:O	1:G:335:THR:N	2.54	0.41
1:G:400:CYS:O	1:G:403:GLY:N	2.54	0.41
1:G:449:VAL:O	1:G:452:HIS:CD2	2.74	0.41
2:H:461:ASN:HB3	2:H:465:LEU:CD1	2.49	0.41
1:I:415:LYS:O	1:I:416:ARG:C	2.58	0.41
1:I:426:LEU:O	1:I:427:THR:C	2.58	0.41
1:I:445:ILE:HG22	1:I:446:THR:N	2.36	0.41
1:I:333:LEU:O	1:I:335:THR:N	2.54	0.41
1:I:450:GLU:C	1:I:452:HIS:H	2.25	0.41
1:I:524:GLY:C	1:I:526:ALA:N	2.74	0.41
2:J:411:ILE:HG13	2:J:432:LEU:HD11	2.02	0.41
2:J:495:LYS:O	2:J:496:PRO:O	2.38	0.41
2:J:548:ILE:HG22	2:J:549:SER:N	2.36	0.41
1:C:481:GLY:HA2	1:C:533:LEU:HD21	2.03	0.41
2:D:540:VAL:HG12	2:D:541:VAL:N	2.36	0.41
1:C:433:VAL:HG12	1:C:434:ARG:N	2.36	0.41
1:C:441:LEU:C	1:C:441:LEU:CD2	2.88	0.41
1:C:460:TYR:CZ	1:C:464:LEU:HD21	2.55	0.41
1:C:504:GLU:O	1:C:505:VAL:C	2.58	0.41
3:R:133:GLU:OE2	3:R:134:PHE:HE1	2.02	0.41
2:J:110:MET:HE3	2:J:122:LEU:HB2	2.02	0.41
2:J:262:VAL:CG2	2:J:263:LEU:N	2.83	0.41
2:J:92:VAL:O	2:J:95:CYS:N	2.53	0.41
2:L:574:TYR:O	2:L:575:HIS:CB	2.68	0.41
2:L:142:ALA:O	2:L:145:VAL:HG23	2.20	0.41
2:L:148:LEU:CA	2:L:151:ILE:HG13	2.49	0.41
2:L:211:LEU:HD22	2:L:219:GLN:HA	2.02	0.41
2:B:169:ILE:O	2:B:170:SER:C	2.59	0.41
2:B:307:ASN:O	2:B:308:LEU:C	2.58	0.41
2:B:95:CYS:O	2:B:103:ARG:CB	2.69	0.41
2:H:175:MET:O	2:H:176:VAL:C	2.57	0.41
2:H:304:ARG:NE	2:H:573:VAL:O	2.42	0.41
2:H:124:GLU:HG2	2:H:124:GLU:H	1.71	0.41
2:H:173:ASN:O	2:H:174:PRO:C	2.59	0.41
1:C:100:HIS:O	1:C:103:MET:HB3	2.21	0.41

Continued on next page...

Continued from previous page...

Atom-1	Atom-2	Interatomic distance (Å)	Clash overlap (Å)
4:T:62:TYR:O	4:T:63:ALA:C	2.57	0.41
4:T:88:VAL:O	4:T:89:GLU:C	2.59	0.41
2:D:181:VAL:O	2:D:182:ALA:C	2.59	0.41
2:D:85:ILE:HG13	2:D:85:ILE:H	1.66	0.41
1:C:11:ILE:HG12	1:C:55:TYR:CD2	2.55	0.41
1:C:132:SER:O	1:C:133:GLU:C	2.58	0.41
1:C:11:ILE:C	1:C:13:THR:N	2.72	0.41
1:C:38:PHE:CD2	1:C:38:PHE:N	2.86	0.41
1:C:56:MET:O	1:C:57:HIS:C	2.58	0.41
2:D:95:CYS:O	2:D:103:ARG:CB	2.69	0.41
1:A:132:SER:O	1:A:133:GLU:C	2.58	0.41
1:A:89:ALA:O	1:A:91:LEU:N	2.54	0.41
3:N:325:PHE:HD1	3:N:332:VAL:HB	1.86	0.41
4:S:59:TYR:HD2	4:S:59:TYR:N	2.19	0.41
4:Q:117:PHE:O	4:Q:117:PHE:HD1	2.04	0.41
1:G:131:SER:O	1:G:132:SER:O	2.38	0.41
1:G:10:LEU:O	1:G:13:THR:HB	2.21	0.41
4:Q:62:TYR:O	4:Q:63:ALA:C	2.57	0.41
1:I:284:VAL:O	1:I:285:GLY:C	2.59	0.41
1:I:67:GLN:O	1:I:70:CYS:CB	2.56	0.41
4:X:32:VAL:O	4:X:33:ARG:C	2.59	0.41
2:F:130:LEU:O	2:F:132:ASP:N	2.53	0.41
2:F:307:ASN:O	2:F:308:LEU:C	2.58	0.41
1:K:131:SER:O	1:K:132:SER:O	2.38	0.41
4:W:30:LYS:HB2	4:W:30:LYS:NZ	2.30	0.41
4:W:76:ASN:ND2	4:W:76:ASN:O	2.54	0.41
1:K:121:LEU:O	1:K:122:ALA:C	2.58	0.41
1:E:137:ASP:CB	1:E:138:LEU:HD22	2.49	0.41
1:E:25:GLU:O	1:E:26:MET:C	2.59	0.41
3:O:29:GLU:O	3:O:30:VAL:C	2.58	0.41
3:O:65:LEU:HD11	3:O:99:GLU:C	2.41	0.41
3:R:103:ILE:O	3:R:105:ASP:N	2.53	0.41
3:R:16:LEU:HD13	3:R:16:LEU:O	2.20	0.41
3:V:103:ILE:C	3:V:105:ASP:N	2.74	0.41
3:V:106:ASN:O	3:V:109:ILE:HG13	2.21	0.41
3:R:8:VAL:HG11	3:R:103:ILE:CD1	2.50	0.41
2:H:347:SER:OG	2:H:348:GLN:N	2.52	0.41
2:H:392:VAL:O	2:H:393:SER:C	2.59	0.41
2:H:333:TYR:CE2	3:P:48:PRO:HG3	2.56	0.41
2:H:351:ILE:HD11	2:H:384:VAL:HG21	2.03	0.41
2:L:355:LEU:HD23	2:L:355:LEU:N	2.36	0.41

Continued on next page...

Continued from previous page...

Atom-1	Atom-2	Interatomic distance (Å)	Clash overlap (Å)
3:M:103:ILE:C	3:M:105:ASP:N	2.74	0.41
3:N:29:GLU:O	3:N:30:VAL:C	2.58	0.41
3:N:65:LEU:HD11	3:N:99:GLU:C	2.41	0.41
3:N:65:LEU:HD11	3:N:99:GLU:H	1.85	0.41
2:B:351:ILE:HD11	2:B:384:VAL:HG21	2.03	0.41
2:D:387:SER:O	2:D:390:ARG:HB2	2.20	0.41
2:B:341:ILE:HG22	2:B:342:MET:N	2.36	0.41
2:B:333:TYR:CE2	3:M:48:PRO:HG3	2.56	0.41
2:B:392:VAL:O	2:B:393:SER:C	2.59	0.41
2:F:389:GLU:O	2:F:392:VAL:N	2.54	0.41
2:F:355:LEU:O	2:F:358:LEU:N	2.54	0.41
1:K:430:GLY:O	1:K:431:SER:C	2.59	0.41
4:X:132:LEU:HA	4:X:135:ILE:HG22	2.03	0.41
3:V:312:ILE:CA	3:V:378:VAL:HG12	2.34	0.41
2:J:378:GLY:O	2:J:380:CYS:N	2.54	0.41
2:D:355:LEU:O	2:D:358:LEU:N	2.54	0.41
2:D:378:GLY:O	2:D:380:CYS:N	2.54	0.41
2:D:392:VAL:O	2:D:393:SER:C	2.59	0.41
1:A:172:MET:SD	1:A:172:MET:C	2.99	0.41
1:C:247:VAL:HG13	1:C:291:GLU:HG2	2.02	0.41
1:C:172:MET:SD	1:C:172:MET:C	2.99	0.41
1:C:249:ILE:HG22	1:C:250:LEU:N	2.36	0.41
1:C:254:ARG:HB2	1:C:295:THR:CB	2.51	0.41
1:C:271:LEU:HD12	1:C:296:ILE:HG13	2.01	0.41
1:K:173:GLU:C	1:K:175:PHE:H	2.24	0.41
1:K:271:LEU:HD12	1:K:296:ILE:HG13	2.01	0.41
1:K:270:ILE:CG2	1:K:271:LEU:N	2.84	0.41
3:R:242:VAL:HA	3:R:255:PHE:HB3	2.02	0.41
1:E:172:MET:C	1:E:172:MET:SD	2.99	0.41
3:O:277:ILE:HD12	3:O:380:PHE:HD2	1.86	0.41
1:E:187:ASN:HD21	1:E:189:GLY:H	1.69	0.41
2:B:15:ILE:O	2:B:16:PHE:C	2.58	0.41
1:E:35:ARG:HB2	1:E:65:PHE:CE2	2.56	0.41
1:A:117:PHE:CD1	1:A:117:PHE:N	2.88	0.41
1:K:64:HIS:O	1:K:65:PHE:C	2.59	0.41
1:A:64:HIS:O	1:A:65:PHE:C	2.59	0.41
1:A:35:ARG:HB2	1:A:65:PHE:CE2	2.56	0.41
1:C:116:GLN:O	1:C:119:GLN:HB2	2.21	0.41
1:I:310:ILE:O	1:I:311:ASN:C	2.59	0.41
3:P:269:LEU:N	3:P:269:LEU:CD2	2.70	0.41
4:U:53:ARG:HG2	4:U:53:ARG:O	2.21	0.41

Continued on next page...

Continued from previous page...

Atom-1	Atom-2	Interatomic distance (Å)	Clash overlap (Å)
4:U:53:ARG:O	4:U:54:ASP:CB	2.63	0.41
4:T:31:MET:HE3	4:T:53:ARG:NH1	2.36	0.41
3:O:83:PHE:O	3:O:87:VAL:HG23	2.21	0.41
3:R:205:SER:O	3:R:399:GLU:OE1	2.38	0.41
2:B:292:LEU:O	2:B:294:ALA:N	2.54	0.41
1:C:377:ASN:HD22	1:C:377:ASN:C	2.22	0.41
3:V:384:TYR:N	3:V:384:TYR:HD2	2.15	0.41
3:R:384:TYR:H	3:R:384:TYR:HD2	1.67	0.41
1:E:395:GLU:H	1:E:395:GLU:CD	2.20	0.41
1:A:396:PHE:N	1:A:396:PHE:HD1	2.17	0.41
2:H:365:VAL:CG2	3:P:394:TYR:HA	2.51	0.41
2:J:96:GLU:O	2:J:97:ASP:C	2.58	0.41
2:L:4:SER:O	2:L:5:LYS:HG3	2.21	0.41
4:X:4:PHE:C	4:X:4:PHE:HD1	2.24	0.41
4:T:4:PHE:C	4:T:4:PHE:HD1	2.24	0.41
1:A:493:GLU:HG2	1:A:494:GLU:H	1.86	0.41
1:K:185:GLU:CG	1:K:186:LYS:N	2.83	0.41
2:D:551:GLU:C	2:D:553:ASP:N	2.72	0.41
2:J:4:SER:O	2:J:5:LYS:HG3	2.21	0.41
3:P:160:ARG:C	3:P:161:SER:O	2.59	0.41
1:A:209:LEU:HD22	1:A:213:ARG:NE	2.36	0.41
1:K:111:LEU:HA	1:K:111:LEU:HD23	1.90	0.41
3:M:247:PHE:HB2	3:M:248:GLU:H	1.62	0.41
3:N:262:PHE:CD1	3:N:262:PHE:C	2.94	0.41
4:X:65:LEU:HA	4:X:65:LEU:HD12	1.75	0.41
3:V:262:PHE:C	3:V:262:PHE:CD1	2.94	0.41
1:A:323:ASN:O	1:A:326:TYR:N	2.45	0.41
1:A:415:LYS:O	1:A:416:ARG:C	2.58	0.41
1:A:478:TRP:O	1:A:481:GLY:N	2.54	0.41
1:A:508:ILE:O	1:A:512:VAL:HG23	2.21	0.41
1:A:581:LEU:C	1:A:583:ARG:N	2.69	0.41
2:B:398:LEU:O	2:B:401:THR:OG1	2.30	0.41
2:B:411:ILE:HG13	2:B:432:LEU:HD11	2.02	0.41
2:B:532:THR:HG22	2:B:533:ASP:N	2.36	0.41
2:F:527:TRP:HA	2:F:527:TRP:CE3	2.56	0.41
1:K:441:LEU:CD2	1:K:441:LEU:C	2.88	0.41
1:K:524:GLY:C	1:K:526:ALA:N	2.73	0.41
1:K:531:MET:O	1:K:534:SER:N	2.54	0.41
1:K:566:TYR:O	1:K:569:LEU:HB2	2.21	0.41
2:L:470:LEU:O	2:L:473:PHE:N	2.54	0.41
2:L:523:GLY:O	2:L:524:TYR:C	2.59	0.41

Continued on next page...

Continued from previous page...

Atom-1	Atom-2	Interatomic distance (Å)	Clash overlap (Å)
2:L:540:VAL:HG12	2:L:541:VAL:N	2.36	0.41
1:G:450:GLU:C	1:G:452:HIS:H	2.25	0.41
1:I:400:CYS:O	1:I:403:GLY:N	2.54	0.41
1:I:430:GLY:HA2	1:I:433:VAL:CG2	2.51	0.41
2:J:532:THR:HG22	2:J:533:ASP:N	2.35	0.41
1:C:449:VAL:O	1:C:452:HIS:CD2	2.74	0.41
1:C:488:VAL:O	1:C:489:SER:C	2.60	0.41
2:J:255:VAL:CG2	2:J:256:VAL:N	2.75	0.41
2:J:307:ASN:O	2:J:308:LEU:C	2.58	0.41
2:J:41:MET:HE3	2:J:72:TYR:HE1	1.86	0.41
2:L:125:PRO:O	2:L:128:LYS:HB2	2.21	0.41
2:L:181:VAL:O	2:L:182:ALA:C	2.59	0.41
2:L:216:GLU:O	2:L:220:ILE:HD13	2.21	0.41
2:L:313:ARG:HA	2:L:313:ARG:HD3	1.82	0.41
2:L:560:LEU:O	2:L:564:ILE:HG13	2.21	0.41
2:L:573:VAL:CG1	2:L:574:TYR:N	2.83	0.41
2:L:95:CYS:O	2:L:103:ARG:CB	2.69	0.41
3:V:118:MET:HA	3:V:123:PRO:HA	2.01	0.41
2:B:148:LEU:N	2:B:148:LEU:CD1	2.80	0.41
2:H:142:ALA:O	2:H:145:VAL:HB	2.21	0.41
2:H:216:GLU:O	2:H:220:ILE:HD13	2.21	0.41
4:T:89:GLU:HG2	4:T:128:LYS:HE2	2.03	0.41
2:D:184:LEU:HA	2:D:184:LEU:HD12	1.88	0.41
2:D:309:ILE:C	2:D:311:GLN:N	2.75	0.41
2:D:49:ALA:O	2:D:52:PRO:HD2	2.20	0.41
2:D:71:LEU:O	2:D:74:MET:CB	2.67	0.41
2:D:74:MET:O	2:D:77:ALA:HB2	2.20	0.41
1:A:10:LEU:O	1:A:13:THR:HB	2.21	0.41
1:G:56:MET:O	1:G:57:HIS:C	2.58	0.41
4:Q:35:LEU:HD11	4:Q:52:TRP:CE3	2.56	0.41
1:I:48:ARG:O	1:I:49:ASN:C	2.58	0.41
4:X:53:ARG:HG2	4:X:53:ARG:O	2.21	0.41
1:K:100:HIS:O	1:K:103:MET:HB3	2.21	0.41
4:W:31:MET:CE	4:W:53:ARG:NH1	2.84	0.41
3:R:26:ASP:OD1	3:R:26:ASP:C	2.60	0.41
2:L:374:VAL:C	2:L:376:ALA:N	2.71	0.41
2:L:378:GLY:O	2:L:380:CYS:N	2.54	0.41
3:N:26:ASP:C	3:N:26:ASP:OD1	2.60	0.41
2:J:351:ILE:HD11	2:J:384:VAL:HG21	2.03	0.41
4:Q:132:LEU:HA	4:Q:135:ILE:HG22	2.03	0.41
3:O:314:ILE:HG12	3:O:376:ILE:CD1	2.50	0.41

Continued on next page...

Continued from previous page...

Atom-1	Atom-2	Interatomic distance (Å)	Clash overlap (Å)
2:J:355:LEU:HD23	2:J:355:LEU:N	2.36	0.41
3:R:314:ILE:HG12	3:R:376:ILE:CD1	2.50	0.41
1:A:254:ARG:HB2	1:A:295:THR:CB	2.51	0.41
1:K:172:MET:C	1:K:172:MET:SD	2.99	0.41
1:K:247:VAL:HG13	1:K:291:GLU:HG2	2.02	0.41
1:E:305:LEU:O	1:E:306:ARG:C	2.59	0.41
1:E:306:ARG:O	1:E:309:ALA:HB3	2.20	0.41
1:I:172:MET:SD	1:I:172:MET:C	2.99	0.41
1:I:247:VAL:HG13	1:I:291:GLU:HG2	2.02	0.41
1:I:254:ARG:HB2	1:I:295:THR:CB	2.51	0.41
1:E:212:PHE:HZ	1:E:260:ASP:CB	2.33	0.41
3:R:264:LEU:O	3:R:265:MET:HB2	2.21	0.41
1:C:212:PHE:HZ	1:C:260:ASP:CB	2.33	0.41
2:D:292:LEU:O	2:D:294:ALA:N	2.54	0.41
2:F:97:ASP:OD1	2:F:98:PRO:CD	2.69	0.41
2:H:4:SER:O	2:H:5:LYS:HG3	2.21	0.41
1:C:209:LEU:HD22	1:C:213:ARG:NE	2.35	0.41
3:M:160:ARG:C	3:M:161:SER:O	2.59	0.41
1:A:463:ILE:CD1	1:A:476:ALA:CB	2.96	0.40
2:B:495:LYS:O	2:B:496:PRO:O	2.38	0.40
1:E:416:ARG:HD3	1:E:454:TYR:CE1	2.55	0.40
1:E:430:GLY:O	1:E:431:SER:C	2.59	0.40
1:E:476:ALA:C	1:E:478:TRP:N	2.72	0.40
1:E:508:ILE:O	1:E:512:VAL:HG23	2.21	0.40
2:F:470:LEU:O	2:F:473:PHE:N	2.54	0.40
2:F:523:GLY:O	2:F:524:TYR:C	2.59	0.40
1:K:389:LEU:HD13	1:K:400:CYS:HB3	2.02	0.40
1:K:453:ALA:O	1:K:454:TYR:C	2.58	0.40
1:K:457:GLN:O	1:K:460:TYR:N	2.55	0.40
1:G:426:LEU:O	1:G:427:THR:C	2.58	0.40
1:G:481:GLY:HA2	1:G:533:LEU:HD21	2.03	0.40
1:I:403:GLY:O	1:I:404:ILE:C	2.59	0.40
2:J:415:LYS:O	2:J:416:ASP:C	2.60	0.40
2:J:470:LEU:O	2:J:473:PHE:N	2.54	0.40
2:J:476:GLU:O	2:J:477:SER:C	2.59	0.40
2:J:523:GLY:O	2:J:524:TYR:C	2.59	0.40
2:J:540:VAL:HG12	2:J:541:VAL:N	2.36	0.40
1:C:344:GLN:C	1:C:346:HIS:N	2.74	0.40
1:C:478:TRP:O	1:C:481:GLY:N	2.54	0.40
1:K:488:VAL:O	1:K:489:SER:C	2.60	0.40
2:J:30:LYS:HG3	2:J:30:LYS:H	1.70	0.40

Continued on next page...

Continued from previous page...

Atom-1	Atom-2	Interatomic distance (Å)	Clash overlap (Å)
2:J:569:THR:HG23	3:R:74:ASN:CG	2.35	0.40
2:L:229:TYR:HB3	2:L:230:MET:H	1.21	0.40
2:L:260:VAL:O	2:L:261:LYS:C	2.59	0.40
2:L:91:PHE:O	2:L:92:VAL:C	2.58	0.40
2:B:229:TYR:HB3	2:B:230:MET:H	1.21	0.40
2:B:51:PHE:HB3	2:B:52:PRO:CD	2.45	0.40
2:B:88:VAL:O	2:B:91:PHE:N	2.50	0.40
3:M:79:LEU:HB2	3:M:80:VAL:H	1.51	0.40
1:C:240:ILE:HD12	1:C:284:VAL:CG1	2.52	0.40
2:D:169:ILE:O	2:D:170:SER:C	2.59	0.40
2:D:188:ALA:CB	2:D:195:ASN:HB3	2.48	0.40
1:G:132:SER:O	1:G:133:GLU:C	2.58	0.40
1:G:25:GLU:O	1:G:26:MET:C	2.59	0.40
1:G:89:ALA:O	1:G:91:LEU:N	2.54	0.40
3:N:12:LYS:HE3	3:N:12:LYS:HB2	1.97	0.40
1:I:287:ALA:HA	4:X:78:LEU:HD13	2.02	0.40
1:I:89:ALA:O	1:I:91:LEU:N	2.54	0.40
2:F:100:PRO:HA	2:F:103:ARG:CG	2.46	0.40
2:F:211:LEU:HD22	2:F:219:GLN:HA	2.02	0.40
1:K:240:ILE:HD12	1:K:284:VAL:CG1	2.52	0.40
4:W:53:ARG:O	4:W:53:ARG:HG2	2.21	0.40
1:K:287:ALA:HA	4:W:78:LEU:HD13	2.02	0.40
2:F:297:GLU:H	2:F:297:GLU:HG3	1.66	0.40
3:O:26:ASP:C	3:O:26:ASP:OD1	2.60	0.40
3:R:106:ASN:O	3:R:109:ILE:HG13	2.21	0.40
2:L:355:LEU:O	2:L:358:LEU:N	2.54	0.40
3:M:26:ASP:O	3:M:28:SER:N	2.53	0.40
4:U:134:ALA:O	4:U:135:ILE:C	2.59	0.40
2:J:341:ILE:HG22	2:J:342:MET:N	2.36	0.40
2:D:341:ILE:HG22	2:D:342:MET:N	2.36	0.40
1:G:254:ARG:HB2	1:G:295:THR:CB	2.51	0.40
1:I:154:ARG:HH21	1:I:182:LEU:HD23	1.86	0.40
1:K:215:LEU:H	1:K:215:LEU:HG	1.53	0.40
3:P:37:LEU:O	3:P:38:MET:C	2.59	0.40
3:V:264:LEU:O	3:V:265:MET:HB2	2.21	0.40
3:R:34:MET:O	3:R:37:LEU:HB3	2.21	0.40
4:T:32:VAL:O	4:T:33:ARG:C	2.59	0.40
1:C:540:THR:HG22	1:C:540:THR:O	2.20	0.40
3:N:213:GLY:HA3	3:N:394:TYR:CZ	2.55	0.40
1:G:513:LEU:CD1	1:G:513:LEU:H	2.34	0.40
2:B:97:ASP:OD1	2:B:98:PRO:CD	2.69	0.40

Continued on next page...

Continued from previous page...

Atom-1	Atom-2	Interatomic distance (Å)	Clash overlap (Å)
3:R:97:GLU:O	3:R:102:SER:OG	2.35	0.40
4:W:4:PHE:C	4:W:4:PHE:HD1	2.24	0.40
4:U:4:PHE:C	4:U:4:PHE:HD1	2.24	0.40
1:E:332:LEU:HD12	1:E:332:LEU:HA	1.94	0.40
2:H:509:LEU:C	2:H:511:THR:H	2.25	0.40
2:B:509:LEU:C	2:B:511:THR:H	2.25	0.40
2:H:250:HIS:HB3	2:H:251:ALA:H	1.70	0.40
2:J:509:LEU:C	2:J:511:THR:H	2.25	0.40
3:O:395:LEU:HD12	3:O:395:LEU:HA	1.69	0.40
1:A:95:GLU:OE2	1:A:95:GLU:N	2.54	0.40
1:C:111:LEU:HA	1:C:111:LEU:HD23	1.90	0.40
3:P:262:PHE:CD1	3:P:262:PHE:C	2.94	0.40
1:A:306:ARG:HD3	1:A:339:ASP:OD1	2.20	0.40
1:A:344:GLN:C	1:A:346:HIS:N	2.74	0.40
1:A:460:TYR:CE2	1:A:464:LEU:HD21	2.56	0.40
1:E:358:ASP:HB3	1:E:361:ILE:CD1	2.38	0.40
1:E:445:ILE:HG22	1:E:446:THR:N	2.36	0.40
1:E:481:GLY:HA2	1:E:533:LEU:HD21	2.03	0.40
1:E:524:GLY:C	1:E:526:ALA:N	2.74	0.40
2:F:532:THR:HG22	2:F:533:ASP:N	2.36	0.40
1:K:446:THR:OG1	1:K:586:VAL:HG13	2.20	0.40
1:K:529:ALA:HA	1:K:532:LYS:CD	2.50	0.40
1:K:529:ALA:O	1:K:532:LYS:HG3	2.21	0.40
2:L:462:ALA:O	2:L:466:LEU:HD13	2.20	0.40
2:L:527:TRP:CE3	2:L:527:TRP:HA	2.56	0.40
1:G:353:CYS:O	1:G:355:LYS:N	2.54	0.40
1:G:460:TYR:O	1:G:461:LYS:C	2.59	0.40
1:G:504:GLU:O	1:G:505:VAL:C	2.58	0.40
2:H:446:ALA:O	2:H:449:ILE:N	2.55	0.40
1:I:353:CYS:O	1:I:355:LYS:N	2.54	0.40
1:I:433:VAL:HG12	1:I:434:ARG:N	2.36	0.40
1:I:437:ALA:O	1:I:440:ASN:N	2.53	0.40
1:C:353:CYS:O	1:C:355:LYS:N	2.54	0.40
1:C:406:LEU:HD23	1:C:406:LEU:HA	1.81	0.40
1:C:457:GLN:O	1:C:460:TYR:N	2.55	0.40
2:D:476:GLU:O	2:D:477:SER:C	2.59	0.40
2:D:532:THR:HG22	2:D:533:ASP:N	2.36	0.40
2:J:142:ALA:O	2:J:145:VAL:HB	2.21	0.40
2:J:184:LEU:HA	2:J:184:LEU:HD12	1.88	0.40
2:L:309:ILE:C	2:L:311:GLN:N	2.75	0.40
2:L:74:MET:O	2:L:75:ASN:C	2.59	0.40

Continued on next page...

Continued from previous page...

Atom-1	Atom-2	Interatomic distance (Å)	Clash overlap (Å)
2:H:262:VAL:O	2:H:265:LYS:N	2.54	0.40
1:C:135:CYS:O	1:C:136:ARG:C	2.60	0.40
1:C:10:LEU:O	1:C:13:THR:HB	2.21	0.40
1:C:25:GLU:O	1:C:26:MET:C	2.59	0.40
4:T:79:ILE:CG2	4:T:80:THR:H	2.32	0.40
2:D:125:PRO:O	2:D:128:LYS:HB2	2.21	0.40
1:A:240:ILE:HD12	1:A:284:VAL:CG1	2.52	0.40
1:A:48:ARG:O	1:A:49:ASN:C	2.58	0.40
4:Q:25:ASP:O	4:Q:26:LYS:C	2.59	0.40
4:Q:84:ILE:C	4:Q:86:ARG:N	2.72	0.40
2:F:573:VAL:CG1	2:F:574:TYR:N	2.83	0.40
2:F:72:TYR:CZ	2:F:76:TYR:HE2	2.40	0.40
3:P:322:SER:HA	3:P:323:PRO:HD3	1.79	0.40
4:W:30:LYS:HZ3	4:W:33:ARG:HH21	1.69	0.40
1:E:131:SER:O	1:E:132:SER:O	2.38	0.40
1:E:89:ALA:O	1:E:91:LEU:N	2.54	0.40
3:V:108:VAL:O	3:V:111:TYR:HB2	2.21	0.40
3:V:26:ASP:C	3:V:26:ASP:OD1	2.60	0.40
3:R:65:LEU:HD11	3:R:99:GLU:C	2.41	0.40
2:H:389:GLU:O	2:H:392:VAL:N	2.54	0.40
2:L:339:LEU:C	2:L:341:ILE:N	2.74	0.40
3:M:104:ARG:O	3:M:107:PHE:HE1	2.04	0.40
3:M:108:VAL:O	3:M:111:TYR:HB2	2.21	0.40
3:N:108:VAL:O	3:N:111:TYR:HB2	2.21	0.40
2:D:351:ILE:HD11	2:D:384:VAL:HG21	2.03	0.40
3:P:8:VAL:C	3:P:9:LEU:HD23	2.42	0.40
2:D:395:LEU:HD23	2:D:395:LEU:HA	1.85	0.40
3:P:315:PRO:HG2	3:P:374:PRO:O	2.22	0.40
1:A:200:GLU:O	1:A:203:GLU:HG2	2.22	0.40
1:A:271:LEU:HD12	1:A:296:ILE:HG13	2.01	0.40
1:C:173:GLU:C	1:C:175:PHE:H	2.24	0.40
1:G:253:LEU:HG	1:G:253:LEU:H	1.69	0.40
1:E:155:LYS:O	1:E:156:LYS:C	2.60	0.40
1:I:155:LYS:O	1:I:156:LYS:C	2.60	0.40
1:I:173:GLU:C	1:I:175:PHE:H	2.24	0.40
1:E:183:LEU:HD12	1:E:215:LEU:HB3	2.02	0.40
2:D:15:ILE:O	2:D:16:PHE:C	2.58	0.40
1:I:317:LEU:HD23	1:I:328:ALA:HB1	2.02	0.40
4:S:32:VAL:O	4:S:33:ARG:C	2.59	0.40
4:S:31:MET:HE3	4:S:53:ARG:NH1	2.36	0.40
3:N:34:MET:O	3:N:35:PRO:C	2.59	0.40

Continued on next page...

Continued from previous page...

Atom-1	Atom-2	Interatomic distance (Å)	Clash overlap (Å)
4:T:25:ASP:O	4:T:26:LYS:C	2.59	0.40
3:O:205:SER:O	3:O:399:GLU:OE1	2.38	0.40
3:R:84:LEU:O	3:R:85:TYR:C	2.56	0.40
3:V:130:ILE:CG2	3:V:130:ILE:O	2.67	0.40
1:I:168:VAL:HG12	1:I:171:LEU:HG	2.03	0.40
1:K:493:GLU:HG2	1:K:494:GLU:H	1.86	0.40
1:C:493:GLU:HG2	1:C:494:GLU:H	1.86	0.40
2:D:509:LEU:C	2:D:511:THR:H	2.25	0.40
1:K:95:GLU:OE2	1:K:95:GLU:N	2.55	0.40
1:G:105:ASN:HA	1:G:105:ASN:HD22	1.64	0.40
1:A:441:LEU:CD2	1:A:441:LEU:C	2.88	0.40
1:A:457:GLN:O	1:A:460:TYR:N	2.55	0.40
2:B:548:ILE:HG22	2:B:549:SER:N	2.36	0.40
1:E:333:LEU:O	1:E:335:THR:N	2.54	0.40
1:E:353:CYS:O	1:E:355:LYS:N	2.54	0.40
1:E:457:GLN:O	1:E:460:TYR:N	2.55	0.40
2:F:491:LEU:CD1	2:F:499:THR:HG22	2.49	0.40
2:F:504:GLN:O	2:F:505:GLN:C	2.59	0.40
1:K:377:ASN:C	1:K:377:ASN:HD22	2.22	0.40
1:K:416:ARG:CD	1:K:454:TYR:CE1	2.96	0.40
2:L:495:LYS:O	2:L:496:PRO:O	2.38	0.40
1:G:344:GLN:C	1:G:346:HIS:N	2.74	0.40
2:H:525:ILE:HG22	2:H:526:TYR:N	2.35	0.40
2:H:532:THR:HG22	2:H:533:ASP:N	2.36	0.40
1:I:478:TRP:O	1:I:481:GLY:N	2.54	0.40
2:J:462:ALA:O	2:J:466:LEU:HD13	2.20	0.40
1:C:370:PHE:HD2	1:C:370:PHE:HA	1.65	0.40
1:C:400:CYS:O	1:C:403:GLY:N	2.54	0.40
1:C:430:GLY:O	1:C:431:SER:C	2.59	0.40
1:C:450:GLU:C	1:C:452:HIS:H	2.25	0.40
1:C:454:TYR:O	1:C:457:GLN:HB2	2.21	0.40
1:C:524:GLY:C	1:C:526:ALA:N	2.74	0.40
1:C:531:MET:O	1:C:534:SER:N	2.54	0.40
2:J:169:ILE:O	2:J:170:SER:C	2.59	0.40
2:J:190:SER:C	2:J:192:PRO:HD2	2.34	0.40
2:J:262:VAL:O	2:J:265:LYS:N	2.54	0.40
2:L:106:ALA:O	2:L:110:MET:CG	2.67	0.40
2:B:124:GLU:HG2	2:B:124:GLU:H	1.71	0.40
2:B:134:ASP:O	2:B:138:ARG:CG	2.64	0.40
2:H:51:PHE:HB3	2:H:52:PRO:CD	2.46	0.40
1:C:164:VAL:O	1:C:165:ILE:C	2.58	0.40

Continued on next page...

Continued from previous page...

Atom-1	Atom-2	Interatomic distance (Å)	Clash overlap (Å)
1:C:54:LEU:HD23	1:C:54:LEU:HA	1.88	0.40
2:D:142:ALA:O	2:D:145:VAL:HB	2.21	0.40
1:A:159:LEU:O	1:A:162:VAL:CB	2.62	0.40
1:G:287:ALA:O	1:G:288:ILE:C	2.58	0.40
4:Q:89:GLU:HG2	4:Q:128:LYS:HE2	2.03	0.40
1:I:121:LEU:O	1:I:122:ALA:C	2.58	0.40
1:I:59:LEU:HD12	1:I:59:LEU:HA	1.86	0.40
2:F:142:ALA:O	2:F:145:VAL:HB	2.21	0.40
2:F:92:VAL:O	2:F:95:CYS:N	2.53	0.40
1:K:286:ASN:O	1:K:287:ALA:C	2.59	0.40
1:K:89:ALA:O	1:K:91:LEU:N	2.54	0.40
1:E:10:LEU:O	1:E:13:THR:HB	2.21	0.40
1:E:86:TYR:O	1:E:87:LEU:C	2.59	0.40
3:O:28:SER:O	3:O:29:GLU:C	2.60	0.40
3:V:25:VAL:O	3:V:27:MET:N	2.53	0.40
3:V:8:VAL:C	3:V:9:LEU:HD23	2.42	0.40
3:R:103:ILE:C	3:R:105:ASP:N	2.74	0.40
2:H:358:LEU:HD12	2:H:377:ILE:HG12	2.03	0.40
2:L:358:LEU:HD12	2:L:377:ILE:HG12	2.03	0.40
2:L:333:TYR:CE2	3:V:48:PRO:HG3	2.56	0.40
3:M:8:VAL:C	3:M:9:LEU:HD23	2.42	0.40
2:F:371:ARG:O	2:F:372:LYS:C	2.60	0.40
2:F:392:VAL:O	2:F:393:SER:C	2.59	0.40
3:P:104:ARG:O	3:P:107:PHE:HE1	2.04	0.40
3:P:108:VAL:O	3:P:111:TYR:HB2	2.21	0.40
3:P:65:LEU:HD11	3:P:99:GLU:C	2.41	0.40
4:Q:134:ALA:O	4:Q:135:ILE:C	2.59	0.40
4:S:134:ALA:O	4:S:135:ILE:C	2.59	0.40
2:H:289:VAL:C	2:H:291:LEU:N	2.75	0.40
2:J:333:TYR:CE2	3:R:48:PRO:HG3	2.56	0.40
2:L:289:VAL:C	2:L:291:LEU:N	2.75	0.40
1:A:187:ASN:HD21	1:A:189:GLY:H	1.69	0.40
1:C:310:ILE:O	1:C:311:ASN:C	2.59	0.40
1:K:200:GLU:O	1:K:203:GLU:HG2	2.22	0.40
1:G:267:MET:O	1:G:271:LEU:HD23	2.21	0.40
1:C:496:GLU:HA	1:C:497:PRO:HD3	1.94	0.40
1:E:200:GLU:O	1:E:203:GLU:HG2	2.22	0.40
3:R:277:ILE:HD12	3:R:380:PHE:HD2	1.86	0.40
1:G:116:GLN:O	1:G:119:GLN:HB2	2.21	0.40
1:K:35:ARG:HB2	1:K:65:PHE:CE2	2.56	0.40
1:K:183:LEU:HD12	1:K:215:LEU:HB3	2.02	0.40

Continued on next page...

Continued from previous page...

Atom-1	Atom-2	Interatomic distance (Å)	Clash overlap (Å)
3:V:37:LEU:O	3:V:38:MET:C	2.59	0.40
3:M:113:LEU:O	3:M:114:LEU:C	2.60	0.40
3:N:132:GLN:HA	3:N:135:ILE:CG1	2.52	0.40
2:F:292:LEU:O	2:F:294:ALA:N	2.54	0.40
2:J:365:VAL:CG2	3:R:394:TYR:HA	2.51	0.40
1:A:513:LEU:H	1:A:513:LEU:CD1	2.34	0.40
4:S:4:PHE:HD1	4:S:4:PHE:C	2.24	0.40
2:J:577:PRO:C	2:J:579:ASN:N	2.74	0.40
3:R:307:ALA:CB	3:R:382:ILE:HG12	2.52	0.40
3:R:160:ARG:C	3:R:161:SER:O	2.59	0.40
2:D:4:SER:O	2:D:5:LYS:HG3	2.21	0.40
2:L:509:LEU:C	2:L:511:THR:H	2.25	0.40
1:C:95:GLU:N	1:C:95:GLU:OE2	2.55	0.40
3:N:342:VAL:O	3:N:342:VAL:HG12	2.20	0.40
2:B:547:LEU:HA	2:B:547:LEU:HD23	1.93	0.40
1:A:529:ALA:O	1:A:532:LYS:HG3	2.21	0.40
2:B:415:LYS:O	2:B:416:ASP:C	2.60	0.40
2:B:446:ALA:O	2:B:449:ILE:N	2.55	0.40
1:E:344:GLN:C	1:E:346:HIS:N	2.74	0.40
1:E:366:MET:O	1:E:369:SER:OG	2.24	0.40
2:F:415:LYS:O	2:F:416:ASP:C	2.60	0.40
2:F:478:THR:CA	2:F:481:GLN:HE21	2.18	0.40
2:L:446:ALA:O	2:L:449:ILE:N	2.55	0.40
1:G:415:LYS:O	1:G:416:ARG:C	2.58	0.40
1:G:529:ALA:O	1:G:532:LYS:HG3	2.21	0.40
2:H:527:TRP:HA	2:H:527:TRP:CE3	2.56	0.40
1:I:529:ALA:O	1:I:532:LYS:HG3	2.21	0.40
1:A:232:SER:HA	1:A:233:PRO:HD3	1.71	0.40
1:C:508:ILE:O	1:C:512:VAL:HG23	2.21	0.40
1:C:529:ALA:O	1:C:532:LYS:HG3	2.21	0.40
2:D:446:ALA:O	2:D:449:ILE:N	2.55	0.40
2:J:125:PRO:O	2:J:128:LYS:HB2	2.21	0.40
2:J:253:SER:O	2:J:255:VAL:N	2.55	0.40
2:J:560:LEU:O	2:J:564:ILE:HG13	2.21	0.40
2:B:142:ALA:O	2:B:145:VAL:HB	2.21	0.40
2:B:48:SER:OG	2:B:49:ALA:N	2.55	0.40
2:B:564:ILE:HG13	2:B:564:ILE:H	1.69	0.40
2:H:72:TYR:CZ	2:H:76:TYR:HE2	2.40	0.40
1:C:286:ASN:O	1:C:287:ALA:C	2.59	0.40
2:D:230:MET:HE2	2:D:240:ILE:HD12	2.03	0.40
2:D:72:TYR:CZ	2:D:76:TYR:HE2	2.40	0.40

Continued on next page...

Continued from previous page...

Atom-1	Atom-2	Interatomic distance (Å)	Clash overlap (Å)
3:N:124:GLN:O	3:N:125:THR:O	2.39	0.40
1:A:86:TYR:O	1:A:87:LEU:C	2.59	0.40
1:G:38:PHE:CD2	1:G:38:PHE:N	2.86	0.40
1:G:83:ARG:NE	4:Q:112:PHE:CE2	2.90	0.40
4:X:107:PHE:O	4:X:110:ALA:N	2.55	0.40
4:X:60:LYS:HB3	4:X:62:TYR:HE1	1.87	0.40
2:F:124:GLU:H	2:F:124:GLU:HG2	1.71	0.40
2:F:33:ALA:O	2:F:34:VAL:C	2.56	0.40
2:F:35:LYS:CE	3:O:137:GLN:HE21	2.31	0.40
1:K:10:LEU:O	1:K:13:THR:HB	2.21	0.40
1:K:5:ILE:HG13	1:K:5:ILE:H	1.77	0.40
4:W:35:LEU:HD11	4:W:52:TRP:CE3	2.56	0.40
4:W:88:VAL:O	4:W:89:GLU:C	2.59	0.40
1:E:56:MET:O	1:E:57:HIS:C	2.58	0.40
2:L:351:ILE:HD11	2:L:384:VAL:HG21	2.03	0.40
2:L:389:GLU:O	2:L:392:VAL:N	2.54	0.40
3:M:106:ASN:O	3:M:109:ILE:HG13	2.21	0.40
3:N:106:ASN:O	3:N:109:ILE:HG13	2.21	0.40
2:F:351:ILE:HD11	2:F:384:VAL:HG21	2.03	0.40
3:P:103:ILE:C	3:P:105:ASP:N	2.74	0.40
3:P:16:LEU:C	3:P:16:LEU:HD13	2.42	0.40
2:J:158:ASP:C	2:J:160:GLY:H	2.25	0.40
1:A:249:ILE:HG22	1:A:250:LEU:N	2.36	0.40
1:A:292:THR:O	1:A:296:ILE:HG13	2.20	0.40
1:C:200:GLU:O	1:C:203:GLU:HG2	2.22	0.40
1:C:197:LEU:CD1	1:C:201:MET:HG3	2.52	0.40
1:G:154:ARG:HH21	1:G:182:LEU:HD23	1.86	0.40
1:G:197:LEU:CD1	1:G:201:MET:HG3	2.52	0.40
1:E:289:LEU:HD12	1:E:289:LEU:H	1.86	0.40
1:A:116:GLN:O	1:A:119:GLN:HB2	2.21	0.40
1:K:117:PHE:CD1	1:K:117:PHE:N	2.88	0.40
1:C:215:LEU:H	1:C:215:LEU:HG	1.53	0.40
3:M:264:LEU:O	3:M:265:MET:HB2	2.21	0.40
3:O:34:MET:O	3:O:35:PRO:C	2.59	0.40
3:P:132:GLN:HA	3:P:135:ILE:CG1	2.52	0.40
3:O:113:LEU:O	3:O:114:LEU:C	2.60	0.40
3:O:177:GLU:CD	3:O:388:SER:HB3	2.42	0.40
4:T:31:MET:CE	4:T:53:ARG:NH1	2.84	0.40
1:E:540:THR:HG22	1:E:540:THR:O	2.20	0.40
1:A:168:VAL:HG12	1:A:171:LEU:HG	2.03	0.40
2:B:577:PRO:C	2:B:579:ASN:N	2.74	0.40

Continued on next page...

Continued from previous page...

Atom-1	Atom-2	Interatomic distance (Å)	Clash overlap (Å)
3:O:315:PRO:HG2	3:O:374:PRO:O	2.22	0.40
3:M:307:ALA:CB	3:M:382:ILE:HG12	2.51	0.40
3:M:256:ILE:HA	3:M:257:PRO:HD3	1.62	0.40
4:Q:123:VAL:HG12	4:Q:125:ASP:O	2.22	0.40
3:R:342:VAL:O	3:R:342:VAL:HG12	2.20	0.40
1:A:328:ALA:O	1:A:332:LEU:HB2	2.22	0.40
1:A:359:VAL:O	1:A:360:SER:C	2.60	0.40
1:A:449:VAL:O	1:A:452:HIS:CD2	2.74	0.40
1:A:470:GLN:CB	1:A:471:PRO:CD	2.97	0.40
2:B:476:GLU:O	2:B:477:SER:C	2.59	0.40
1:E:430:GLY:HA2	1:E:433:VAL:CG2	2.51	0.40
1:E:478:TRP:O	1:E:481:GLY:N	2.54	0.40
2:F:399:ILE:HG13	2:F:399:ILE:H	1.67	0.40
2:F:474:HIS:O	2:F:474:HIS:ND1	2.55	0.40
1:G:460:TYR:CE2	1:G:464:LEU:HD21	2.56	0.40
2:H:430:ALA:C	2:H:432:LEU:N	2.73	0.40
1:I:566:TYR:O	1:I:569:LEU:HB2	2.21	0.40
2:J:426:GLU:C	2:J:428:VAL:N	2.74	0.40
2:J:496:PRO:O	2:J:499:THR:OG1	2.40	0.40
2:D:474:HIS:ND1	2:D:474:HIS:O	2.55	0.40
2:L:262:VAL:CG2	2:L:263:LEU:N	2.83	0.40
2:H:92:VAL:HG22	2:H:110:MET:HE2	2.03	0.40
2:H:125:PRO:O	2:H:128:LYS:HB2	2.21	0.40
2:H:58:MET:O	2:H:60:THR:N	2.42	0.40
1:C:79:PHE:HB3	4:T:145:ASP:OD2	2.21	0.40
2:D:260:VAL:O	2:D:261:LYS:C	2.59	0.40
2:D:303:LEU:O	2:D:306:ILE:HB	2.20	0.40
2:D:304:ARG:NE	2:D:573:VAL:O	2.42	0.40
2:D:573:VAL:CG1	2:D:574:TYR:N	2.83	0.40
3:N:312:ILE:CA	3:N:378:VAL:HG12	2.34	0.40
4:Q:10:ARG:HA	4:Q:10:ARG:HD2	1.94	0.40
1:G:79:PHE:HB3	4:Q:145:ASP:OD2	2.21	0.40
2:F:125:PRO:O	2:F:128:LYS:HB2	2.22	0.40
2:F:216:GLU:O	2:F:220:ILE:HD13	2.21	0.40
2:F:309:ILE:C	2:F:311:GLN:N	2.75	0.40
2:F:74:MET:O	2:F:75:ASN:C	2.59	0.40
1:K:239:GLY:C	1:K:240:ILE:HG13	2.32	0.40
4:U:89:GLU:HG2	4:U:128:LYS:HE2	2.03	0.40
3:O:106:ASN:O	3:O:109:ILE:HG13	2.21	0.40
3:O:16:LEU:C	3:O:16:LEU:HD13	2.42	0.40
3:O:67:LEU:HA	3:O:67:LEU:HD12	1.73	0.40

Continued on next page...

Continued from previous page...

Atom-1	Atom-2	Interatomic distance (Å)	Clash overlap (Å)
3:R:16:LEU:HD13	3:R:16:LEU:C	2.42	0.40
3:R:24:ASP:C	3:R:26:ASP:N	2.71	0.40
3:R:28:SER:O	3:R:29:GLU:C	2.60	0.40
3:R:8:VAL:C	3:R:9:LEU:HD23	2.42	0.40
2:H:384:VAL:O	2:H:387:SER:OG	2.27	0.40
2:L:334:VAL:HG12	2:L:338:LYS:HE3	2.03	0.40
3:N:106:ASN:O	3:N:109:ILE:HG12	2.22	0.40
2:D:347:SER:OG	2:D:348:GLN:N	2.52	0.40
2:B:355:LEU:N	2:B:355:LEU:HD23	2.36	0.40
2:B:389:GLU:O	2:B:392:VAL:N	2.54	0.40
2:F:358:LEU:HD12	2:F:377:ILE:HG12	2.03	0.40
3:P:106:ASN:O	3:P:109:ILE:HG12	2.22	0.40
3:P:28:SER:O	3:P:29:GLU:C	2.60	0.40
3:V:327:THR:HG22	3:V:328:THR:N	2.37	0.40
2:J:355:LEU:O	2:J:358:LEU:N	2.54	0.40
2:J:360:GLU:O	2:J:361:TYR:C	2.60	0.40
2:L:289:VAL:C	2:L:291:LEU:H	2.25	0.40
1:A:197:LEU:CD1	1:A:201:MET:HG3	2.52	0.40
2:L:161:PHE:HD1	2:L:161:PHE:N	2.20	0.40
1:C:154:ARG:O	1:C:155:LYS:C	2.57	0.40
1:K:227:ILE:HG22	1:K:228:MET:N	2.37	0.40
1:G:187:ASN:HD21	1:G:189:GLY:H	1.69	0.40
1:I:248:ARG:O	1:I:249:ILE:C	2.58	0.40
1:I:270:ILE:CG2	1:I:271:LEU:N	2.84	0.40
2:H:161:PHE:N	2:H:161:PHE:HD1	2.20	0.40
1:I:116:GLN:CG	1:I:117:PHE:N	2.85	0.40
1:E:116:GLN:CG	1:E:117:PHE:N	2.85	0.40
1:C:116:GLN:CG	1:C:117:PHE:N	2.85	0.40
1:I:215:LEU:H	1:I:215:LEU:HG	1.53	0.40
3:P:50:LEU:HD11	3:P:59:TRP:NE1	2.35	0.40
1:I:328:ALA:O	1:I:332:LEU:HB2	2.22	0.40
3:M:132:GLN:HA	3:M:135:ILE:CG1	2.52	0.40
4:U:25:ASP:O	4:U:26:LYS:C	2.59	0.40
2:J:292:LEU:O	2:J:294:ALA:N	2.54	0.40
2:H:420:LYS:O	2:H:422:PRO:HD3	2.22	0.40
2:D:436:LEU:C	2:D:436:LEU:CD1	2.83	0.40
3:N:43:GLU:C	3:N:45:MET:N	2.72	0.40
1:G:168:VAL:HG12	1:G:171:LEU:HG	2.03	0.40
3:O:310:VAL:CG2	3:O:311:GLU:N	2.85	0.40
2:F:365:VAL:CG2	3:O:394:TYR:HA	2.51	0.40
1:C:513:LEU:CD1	1:C:513:LEU:H	2.34	0.40

Continued on next page...

Continued from previous page...

Atom-1	Atom-2	Interatomic distance (Å)	Clash overlap (Å)
1:E:513:LEU:H	1:E:513:LEU:CD1	2.34	0.40
2:H:97:ASP:OD1	2:H:98:PRO:CD	2.69	0.40
1:E:493:GLU:HG2	1:E:494:GLU:H	1.86	0.40
2:F:509:LEU:C	2:F:511:THR:H	2.25	0.40
3:R:262:PHE:CD1	3:R:262:PHE:C	2.94	0.40

All (22) symmetry-related close contacts are listed below. The label for Atom-2 includes the symmetry operator and encoded unit-cell translations to be applied.

Atom-1	Atom-2	Interatomic distance (Å)	Clash overlap (Å)
1:E:265:GLU:OE2	1:K:221:ARG:NH1[1_545]	1.07	1.13
1:E:265:GLU:OE1	1:K:221:ARG:CZ[1_545]	1.30	0.90
1:E:265:GLU:CD	1:K:221:ARG:NH2[1_545]	1.42	0.78
1:I:345:ARG:NE	2:L:457:GLU:OE2[5_445]	1.44	0.76
1:E:265:GLU:OE1	1:K:221:ARG:NH2[1_545]	1.44	0.76
1:E:265:GLU:CD	1:K:221:ARG:CZ[1_545]	1.49	0.71
1:E:265:GLU:OE1	1:K:221:ARG:NE[1_545]	1.53	0.67
1:E:265:GLU:OE2	1:K:221:ARG:CZ[1_545]	1.54	0.66
1:C:345:ARG:NE	2:F:457:GLU:OE2[4_565]	1.62	0.58
1:C:493:GLU:OE2	1:E:542:ASN:OD1[4_565]	1.68	0.52
1:C:493:GLU:OE2	1:E:542:ASN:CG[4_565]	1.89	0.31
1:E:265:GLU:OE2	1:K:221:ARG:NH2[1_545]	1.94	0.26
1:C:493:GLU:OE2	1:E:542:ASN:CB[4_565]	1.97	0.23
1:I:345:ARG:CD	2:L:457:GLU:OE2[5_445]	1.98	0.22
1:E:265:GLU:CD	1:K:221:ARG:NH1[1_545]	1.99	0.21
1:I:493:GLU:OE2	1:K:542:ASN:OD1[5_445]	2.04	0.16
1:C:345:ARG:CD	2:F:457:GLU:OE2[4_565]	2.04	0.16
1:I:345:ARG:NH2	2:L:458:ARG:CA[5_445]	2.06	0.14
1:I:493:GLU:OE2	1:K:542:ASN:CB[5_445]	2.07	0.13
1:I:375:GLY:O	2:L:544:GLU:OE2[5_445]	2.13	0.07
1:C:375:GLY:O	2:F:544:GLU:OE2[4_565]	2.15	0.05
1:I:493:GLU:OE2	1:K:542:ASN:CG[5_445]	2.17	0.03

5.3 Torsion angles ⓘ

5.3.1 Protein backbone ⓘ

In the following table, the Percentiles column shows the percent Ramachandran outliers of the chain as a percentile score with respect to all X-ray entries followed by that with respect to entries of similar resolution.

The Analysed column shows the number of residues for which the backbone conformation was analysed, and the total number of residues.

Mol	Chain	Analysed	Favoured	Allowed	Outliers	Percentiles	
1	A	588/618 (95%)	254 (43%)	210 (36%)	124 (21%)	0	2
1	C	588/618 (95%)	254 (43%)	210 (36%)	124 (21%)	0	2
1	E	588/618 (95%)	253 (43%)	211 (36%)	124 (21%)	0	2
1	G	588/618 (95%)	255 (43%)	209 (36%)	124 (21%)	0	2
1	I	588/618 (95%)	255 (43%)	209 (36%)	124 (21%)	0	2
1	K	588/618 (95%)	255 (43%)	209 (36%)	124 (21%)	0	2
2	B	572/584 (98%)	239 (42%)	192 (34%)	141 (25%)	0	1
2	D	572/584 (98%)	239 (42%)	191 (33%)	142 (25%)	0	1
2	F	572/584 (98%)	240 (42%)	190 (33%)	142 (25%)	0	1
2	H	572/584 (98%)	238 (42%)	193 (34%)	141 (25%)	0	1
2	J	572/584 (98%)	239 (42%)	191 (33%)	142 (25%)	0	1
2	L	572/584 (98%)	239 (42%)	192 (34%)	141 (25%)	0	1
3	M	380/423 (90%)	257 (68%)	76 (20%)	47 (12%)	0	8
3	N	380/423 (90%)	257 (68%)	76 (20%)	47 (12%)	0	8
3	O	380/423 (90%)	257 (68%)	76 (20%)	47 (12%)	0	8
3	P	380/423 (90%)	257 (68%)	76 (20%)	47 (12%)	0	8
3	R	380/423 (90%)	257 (68%)	76 (20%)	47 (12%)	0	8
3	V	380/423 (90%)	257 (68%)	76 (20%)	47 (12%)	0	8
4	Q	147/158 (93%)	81 (55%)	47 (32%)	19 (13%)	0	7
4	S	147/158 (93%)	81 (55%)	47 (32%)	19 (13%)	0	7
4	T	147/158 (93%)	81 (55%)	47 (32%)	19 (13%)	0	7
4	U	147/158 (93%)	81 (55%)	47 (32%)	19 (13%)	0	7
4	W	147/158 (93%)	81 (55%)	47 (32%)	19 (13%)	0	7
4	X	147/158 (93%)	81 (55%)	47 (32%)	19 (13%)	0	7
All	All	10122/10698 (95%)	4988 (49%)	3145 (31%)	1989 (20%)	0	2

All (1989) Ramachandran outliers are listed below:

Mol	Chain	Res	Type
1	A	7	LEU
1	A	58	MET
1	A	76	SER

Continued on next page...

Continued from previous page...

Mol	Chain	Res	Type
1	A	132	SER
1	A	162	VAL
1	A	179	THR
1	A	182	LEU
1	A	214	LYS
1	A	258	ARG
1	A	281	SER
1	A	283	ASN
1	A	284	VAL
1	A	322	LYS
1	A	324	ILE
1	A	345	ARG
1	A	378	ILE
1	A	430	GLY
1	A	454	TYR
1	A	457	GLN
1	A	469	GLN
1	A	489	SER
1	A	574	ASP
1	A	575	HIS
1	A	582	GLU
2	B	14	GLU
2	B	15	ILE
2	B	24	SER
2	B	31	LYS
2	B	49	ALA
2	B	50	LEU
2	B	56	ASN
2	B	64	GLU
2	B	77	ALA
2	B	86	MET
2	B	88	VAL
2	B	102	ILE
2	B	132	ASP
2	B	145	VAL
2	B	169	ILE
2	B	171	ASP
2	B	174	PRO
2	B	175	MET
2	B	181	VAL
2	B	189	GLU
2	B	191	HIS

Continued on next page...

Continued from previous page...

Mol	Chain	Res	Type
2	B	230	MET
2	B	250	HIS
2	B	253	SER
2	B	296	PRO
2	B	299	GLN
2	B	300	TYR
2	B	364	GLU
2	B	367	VAL
2	B	404	ASN
2	B	407	VAL
2	B	427	SER
2	B	434	GLU
2	B	438	SER
2	B	442	PRO
2	B	446	ALA
2	B	462	ALA
2	B	463	ASP
2	B	495	LYS
2	B	500	GLN
2	B	506	VAL
2	B	546	PRO
2	B	554	LEU
2	B	555	ILE
2	B	582	VAL
2	B	583	GLU
1	C	7	LEU
1	C	58	MET
1	C	76	SER
1	C	132	SER
1	C	162	VAL
1	C	179	THR
1	C	182	LEU
1	C	214	LYS
1	C	258	ARG
1	C	281	SER
1	C	283	ASN
1	C	284	VAL
1	C	322	LYS
1	C	324	ILE
1	C	345	ARG
1	C	378	ILE
1	C	430	GLY

Continued on next page...

Continued from previous page...

Mol	Chain	Res	Type
1	C	454	TYR
1	C	457	GLN
1	C	469	GLN
1	C	489	SER
1	C	574	ASP
1	C	575	HIS
1	C	582	GLU
2	D	14	GLU
2	D	15	ILE
2	D	24	SER
2	D	31	LYS
2	D	49	ALA
2	D	50	LEU
2	D	56	ASN
2	D	64	GLU
2	D	77	ALA
2	D	86	MET
2	D	88	VAL
2	D	102	ILE
2	D	132	ASP
2	D	145	VAL
2	D	169	ILE
2	D	171	ASP
2	D	174	PRO
2	D	175	MET
2	D	181	VAL
2	D	189	GLU
2	D	191	HIS
2	D	230	MET
2	D	250	HIS
2	D	253	SER
2	D	296	PRO
2	D	299	GLN
2	D	300	TYR
2	D	364	GLU
2	D	367	VAL
2	D	404	ASN
2	D	407	VAL
2	D	427	SER
2	D	434	GLU
2	D	438	SER
2	D	442	PRO

Continued on next page...

Continued from previous page...

Mol	Chain	Res	Type
2	D	446	ALA
2	D	462	ALA
2	D	463	ASP
2	D	495	LYS
2	D	500	GLN
2	D	506	VAL
2	D	546	PRO
2	D	554	LEU
2	D	555	ILE
2	D	582	VAL
2	D	583	GLU
1	E	7	LEU
1	E	58	MET
1	E	76	SER
1	E	132	SER
1	E	162	VAL
1	E	179	THR
1	E	182	LEU
1	E	214	LYS
1	E	258	ARG
1	E	281	SER
1	E	283	ASN
1	E	284	VAL
1	E	322	LYS
1	E	324	ILE
1	E	345	ARG
1	E	378	ILE
1	E	430	GLY
1	E	454	TYR
1	E	457	GLN
1	E	469	GLN
1	E	489	SER
1	E	574	ASP
1	E	575	HIS
1	E	582	GLU
2	F	14	GLU
2	F	15	ILE
2	F	24	SER
2	F	31	LYS
2	F	49	ALA
2	F	50	LEU
2	F	56	ASN

Continued on next page...

Continued from previous page...

Mol	Chain	Res	Type
2	F	64	GLU
2	F	77	ALA
2	F	86	MET
2	F	88	VAL
2	F	102	ILE
2	F	132	ASP
2	F	145	VAL
2	F	169	ILE
2	F	171	ASP
2	F	174	PRO
2	F	175	MET
2	F	181	VAL
2	F	189	GLU
2	F	191	HIS
2	F	230	MET
2	F	250	HIS
2	F	253	SER
2	F	296	PRO
2	F	299	GLN
2	F	300	TYR
2	F	364	GLU
2	F	367	VAL
2	F	404	ASN
2	F	407	VAL
2	F	427	SER
2	F	434	GLU
2	F	438	SER
2	F	442	PRO
2	F	446	ALA
2	F	462	ALA
2	F	463	ASP
2	F	495	LYS
2	F	500	GLN
2	F	506	VAL
2	F	546	PRO
2	F	554	LEU
2	F	555	ILE
2	F	582	VAL
2	F	583	GLU
1	G	7	LEU
1	G	58	MET
1	G	76	SER

Continued on next page...

Continued from previous page...

Mol	Chain	Res	Type
1	G	132	SER
1	G	162	VAL
1	G	179	THR
1	G	182	LEU
1	G	214	LYS
1	G	258	ARG
1	G	281	SER
1	G	283	ASN
1	G	284	VAL
1	G	322	LYS
1	G	324	ILE
1	G	345	ARG
1	G	378	ILE
1	G	430	GLY
1	G	454	TYR
1	G	457	GLN
1	G	469	GLN
1	G	489	SER
1	G	574	ASP
1	G	575	HIS
1	G	582	GLU
2	H	14	GLU
2	H	15	ILE
2	H	24	SER
2	H	31	LYS
2	H	49	ALA
2	H	50	LEU
2	H	56	ASN
2	H	64	GLU
2	H	77	ALA
2	H	86	MET
2	H	88	VAL
2	H	102	ILE
2	H	132	ASP
2	H	145	VAL
2	H	169	ILE
2	H	171	ASP
2	H	174	PRO
2	H	175	MET
2	H	181	VAL
2	H	189	GLU
2	H	191	HIS

Continued on next page...

Continued from previous page...

Mol	Chain	Res	Type
2	H	230	MET
2	H	250	HIS
2	H	253	SER
2	H	296	PRO
2	H	299	GLN
2	H	300	TYR
2	H	364	GLU
2	H	367	VAL
2	H	404	ASN
2	H	407	VAL
2	H	427	SER
2	H	434	GLU
2	H	438	SER
2	H	442	PRO
2	H	446	ALA
2	H	462	ALA
2	H	463	ASP
2	H	495	LYS
2	H	500	GLN
2	H	506	VAL
2	H	546	PRO
2	H	554	LEU
2	H	555	ILE
2	H	582	VAL
2	H	583	GLU
1	I	7	LEU
1	I	58	MET
1	I	76	SER
1	I	132	SER
1	I	162	VAL
1	I	179	THR
1	I	182	LEU
1	I	214	LYS
1	I	258	ARG
1	I	281	SER
1	I	283	ASN
1	I	284	VAL
1	I	322	LYS
1	I	324	ILE
1	I	345	ARG
1	I	378	ILE
1	I	430	GLY

Continued on next page...

Continued from previous page...

Mol	Chain	Res	Type
1	I	454	TYR
1	I	457	GLN
1	I	469	GLN
1	I	489	SER
1	I	574	ASP
1	I	575	HIS
1	I	582	GLU
2	J	14	GLU
2	J	15	ILE
2	J	24	SER
2	J	31	LYS
2	J	49	ALA
2	J	50	LEU
2	J	56	ASN
2	J	64	GLU
2	J	77	ALA
2	J	86	MET
2	J	88	VAL
2	J	102	ILE
2	J	132	ASP
2	J	145	VAL
2	J	169	ILE
2	J	171	ASP
2	J	174	PRO
2	J	175	MET
2	J	181	VAL
2	J	189	GLU
2	J	191	HIS
2	J	230	MET
2	J	250	HIS
2	J	253	SER
2	J	296	PRO
2	J	299	GLN
2	J	300	TYR
2	J	364	GLU
2	J	367	VAL
2	J	404	ASN
2	J	407	VAL
2	J	427	SER
2	J	434	GLU
2	J	438	SER
2	J	442	PRO

Continued on next page...

Continued from previous page...

Mol	Chain	Res	Type
2	J	446	ALA
2	J	462	ALA
2	J	463	ASP
2	J	495	LYS
2	J	500	GLN
2	J	506	VAL
2	J	546	PRO
2	J	554	LEU
2	J	555	ILE
2	J	582	VAL
2	J	583	GLU
1	K	7	LEU
1	K	58	MET
1	K	76	SER
1	K	132	SER
1	K	162	VAL
1	K	179	THR
1	K	182	LEU
1	K	214	LYS
1	K	258	ARG
1	K	281	SER
1	K	283	ASN
1	K	284	VAL
1	K	322	LYS
1	K	324	ILE
1	K	345	ARG
1	K	378	ILE
1	K	430	GLY
1	K	454	TYR
1	K	457	GLN
1	K	469	GLN
1	K	489	SER
1	K	574	ASP
1	K	575	HIS
1	K	582	GLU
2	L	14	GLU
2	L	15	ILE
2	L	24	SER
2	L	31	LYS
2	L	49	ALA
2	L	50	LEU
2	L	56	ASN

Continued on next page...

Continued from previous page...

Mol	Chain	Res	Type
2	L	64	GLU
2	L	77	ALA
2	L	86	MET
2	L	88	VAL
2	L	102	ILE
2	L	132	ASP
2	L	145	VAL
2	L	169	ILE
2	L	171	ASP
2	L	174	PRO
2	L	175	MET
2	L	181	VAL
2	L	189	GLU
2	L	191	HIS
2	L	230	MET
2	L	250	HIS
2	L	253	SER
2	L	296	PRO
2	L	299	GLN
2	L	300	TYR
2	L	364	GLU
2	L	367	VAL
2	L	404	ASN
2	L	407	VAL
2	L	427	SER
2	L	434	GLU
2	L	438	SER
2	L	442	PRO
2	L	446	ALA
2	L	462	ALA
2	L	463	ASP
2	L	495	LYS
2	L	500	GLN
2	L	506	VAL
2	L	546	PRO
2	L	554	LEU
2	L	555	ILE
2	L	582	VAL
2	L	583	GLU
3	M	11	LEU
3	M	25	VAL
3	M	26	ASP

Continued on next page...

Continued from previous page...

Mol	Chain	Res	Type
3	M	29	GLU
3	M	33	PHE
3	M	77	VAL
3	M	79	LEU
3	M	108	VAL
3	M	125	THR
3	M	132	GLN
3	M	167	ARG
3	M	186	ASN
3	M	217	LYS
3	M	241	CYS
3	M	249	ASN
3	M	286	HIS
3	M	289	SER
3	M	415	ASN
3	N	11	LEU
3	N	25	VAL
3	N	26	ASP
3	N	29	GLU
3	N	33	PHE
3	N	77	VAL
3	N	79	LEU
3	N	108	VAL
3	N	125	THR
3	N	132	GLN
3	N	167	ARG
3	N	186	ASN
3	N	217	LYS
3	N	241	CYS
3	N	249	ASN
3	N	286	HIS
3	N	289	SER
3	N	415	ASN
3	O	11	LEU
3	O	25	VAL
3	O	26	ASP
3	O	29	GLU
3	O	33	PHE
3	O	77	VAL
3	O	79	LEU
3	O	108	VAL
3	O	125	THR

Continued on next page...

Continued from previous page...

Mol	Chain	Res	Type
3	O	132	GLN
3	O	167	ARG
3	O	186	ASN
3	O	217	LYS
3	O	241	CYS
3	O	249	ASN
3	O	286	HIS
3	O	289	SER
3	O	415	ASN
3	P	11	LEU
3	P	25	VAL
3	P	26	ASP
3	P	29	GLU
3	P	33	PHE
3	P	77	VAL
3	P	79	LEU
3	P	108	VAL
3	P	125	THR
3	P	132	GLN
3	P	167	ARG
3	P	186	ASN
3	P	217	LYS
3	P	241	CYS
3	P	249	ASN
3	P	286	HIS
3	P	289	SER
3	P	415	ASN
4	Q	32	VAL
4	Q	41	ALA
4	Q	46	MET
3	R	11	LEU
3	R	25	VAL
3	R	26	ASP
3	R	29	GLU
3	R	33	PHE
3	R	77	VAL
3	R	79	LEU
3	R	108	VAL
3	R	125	THR
3	R	132	GLN
3	R	167	ARG
3	R	186	ASN

Continued on next page...

Continued from previous page...

Mol	Chain	Res	Type
3	R	217	LYS
3	R	241	CYS
3	R	249	ASN
3	R	286	HIS
3	R	289	SER
3	R	415	ASN
4	S	32	VAL
4	S	41	ALA
4	S	46	MET
4	T	32	VAL
4	T	41	ALA
4	T	46	MET
4	U	32	VAL
4	U	41	ALA
4	U	46	MET
3	V	11	LEU
3	V	25	VAL
3	V	26	ASP
3	V	29	GLU
3	V	33	PHE
3	V	77	VAL
3	V	79	LEU
3	V	108	VAL
3	V	125	THR
3	V	132	GLN
3	V	167	ARG
3	V	186	ASN
3	V	217	LYS
3	V	241	CYS
3	V	249	ASN
3	V	286	HIS
3	V	289	SER
3	V	415	ASN
4	W	32	VAL
4	W	41	ALA
4	W	46	MET
4	X	32	VAL
4	X	41	ALA
4	X	46	MET
1	A	25	GLU
1	A	65	PHE
1	A	68	LEU

Continued on next page...

Continued from previous page...

Mol	Chain	Res	Type
1	A	85	GLY
1	A	122	ALA
1	A	130	GLY
1	A	151	SER
1	A	174	MET
1	A	189	GLY
1	A	202	CYS
1	A	212	PHE
1	A	215	LEU
1	A	226	LEU
1	A	227	ILE
1	A	230	GLY
1	A	247	VAL
1	A	268	ASN
1	A	323	ASN
1	A	326	TYR
1	A	330	THR
1	A	362	LYS
1	A	363	ARG
1	A	368	LEU
1	A	392	CYS
1	A	413	PRO
1	A	431	SER
1	A	434	ARG
1	A	440	ASN
1	A	470	GLN
1	A	478	TRP
1	A	525	TYR
1	A	526	ALA
1	A	541	VAL
1	A	556	ASP
2	B	21	GLU
2	B	37	VAL
2	B	40	SER
2	B	128	LYS
2	B	129	CYS
2	B	152	ASN
2	B	165	LEU
2	B	188	ALA
2	B	194	SER
2	B	220	ILE
2	B	251	ALA

Continued on next page...

Continued from previous page...

Mol	Chain	Res	Type
2	B	255	VAL
2	B	257	LEU
2	B	318	LYS
2	B	340	ASP
2	B	344	ARG
2	B	351	ILE
2	B	371	ARG
2	B	386	GLN
2	B	388	ALA
2	B	392	VAL
2	B	412	VAL
2	B	461	ASN
2	B	470	LEU
2	B	471	ASP
2	B	474	HIS
2	B	482	LEU
2	B	502	LEU
2	B	517	PRO
2	B	540	VAL
2	B	557	PRO
2	B	564	ILE
1	C	25	GLU
1	C	65	PHE
1	C	68	LEU
1	C	85	GLY
1	C	122	ALA
1	C	130	GLY
1	C	151	SER
1	C	174	MET
1	C	189	GLY
1	C	202	CYS
1	C	212	PHE
1	C	215	LEU
1	C	226	LEU
1	C	227	ILE
1	C	230	GLY
1	C	247	VAL
1	C	268	ASN
1	C	323	ASN
1	C	326	TYR
1	C	330	THR
1	C	362	LYS

Continued on next page...

Continued from previous page...

Mol	Chain	Res	Type
1	C	363	ARG
1	C	368	LEU
1	C	392	CYS
1	C	413	PRO
1	C	431	SER
1	C	434	ARG
1	C	440	ASN
1	C	470	GLN
1	C	478	TRP
1	C	525	TYR
1	C	526	ALA
1	C	541	VAL
1	C	556	ASP
2	D	21	GLU
2	D	37	VAL
2	D	40	SER
2	D	128	LYS
2	D	129	CYS
2	D	152	ASN
2	D	165	LEU
2	D	188	ALA
2	D	194	SER
2	D	220	ILE
2	D	251	ALA
2	D	255	VAL
2	D	257	LEU
2	D	318	LYS
2	D	340	ASP
2	D	344	ARG
2	D	351	ILE
2	D	371	ARG
2	D	386	GLN
2	D	388	ALA
2	D	392	VAL
2	D	412	VAL
2	D	461	ASN
2	D	470	LEU
2	D	471	ASP
2	D	474	HIS
2	D	482	LEU
2	D	502	LEU
2	D	517	PRO

Continued on next page...

Continued from previous page...

Mol	Chain	Res	Type
2	D	540	VAL
2	D	557	PRO
2	D	564	ILE
1	E	25	GLU
1	E	65	PHE
1	E	68	LEU
1	E	85	GLY
1	E	122	ALA
1	E	130	GLY
1	E	151	SER
1	E	174	MET
1	E	189	GLY
1	E	202	CYS
1	E	212	PHE
1	E	215	LEU
1	E	226	LEU
1	E	227	ILE
1	E	230	GLY
1	E	247	VAL
1	E	268	ASN
1	E	323	ASN
1	E	326	TYR
1	E	330	THR
1	E	362	LYS
1	E	363	ARG
1	E	368	LEU
1	E	392	CYS
1	E	413	PRO
1	E	431	SER
1	E	434	ARG
1	E	440	ASN
1	E	470	GLN
1	E	478	TRP
1	E	525	TYR
1	E	526	ALA
1	E	541	VAL
1	E	556	ASP
2	F	21	GLU
2	F	37	VAL
2	F	40	SER
2	F	128	LYS
2	F	129	CYS

Continued on next page...

Continued from previous page...

Mol	Chain	Res	Type
2	F	152	ASN
2	F	165	LEU
2	F	188	ALA
2	F	194	SER
2	F	220	ILE
2	F	251	ALA
2	F	255	VAL
2	F	257	LEU
2	F	318	LYS
2	F	340	ASP
2	F	344	ARG
2	F	351	ILE
2	F	371	ARG
2	F	386	GLN
2	F	388	ALA
2	F	392	VAL
2	F	412	VAL
2	F	461	ASN
2	F	470	LEU
2	F	471	ASP
2	F	474	HIS
2	F	482	LEU
2	F	502	LEU
2	F	517	PRO
2	F	540	VAL
2	F	557	PRO
2	F	564	ILE
1	G	25	GLU
1	G	65	PHE
1	G	68	LEU
1	G	122	ALA
1	G	130	GLY
1	G	151	SER
1	G	174	MET
1	G	189	GLY
1	G	202	CYS
1	G	212	PHE
1	G	215	LEU
1	G	226	LEU
1	G	227	ILE
1	G	230	GLY
1	G	247	VAL

Continued on next page...

Continued from previous page...

Mol	Chain	Res	Type
1	G	268	ASN
1	G	323	ASN
1	G	326	TYR
1	G	330	THR
1	G	362	LYS
1	G	363	ARG
1	G	368	LEU
1	G	392	CYS
1	G	413	PRO
1	G	431	SER
1	G	434	ARG
1	G	440	ASN
1	G	470	GLN
1	G	478	TRP
1	G	525	TYR
1	G	526	ALA
1	G	541	VAL
1	G	556	ASP
2	H	21	GLU
2	H	37	VAL
2	H	40	SER
2	H	128	LYS
2	H	129	CYS
2	H	152	ASN
2	H	165	LEU
2	H	188	ALA
2	H	194	SER
2	H	220	ILE
2	H	251	ALA
2	H	255	VAL
2	H	257	LEU
2	H	318	LYS
2	H	340	ASP
2	H	344	ARG
2	H	351	ILE
2	H	371	ARG
2	H	386	GLN
2	H	388	ALA
2	H	392	VAL
2	H	412	VAL
2	H	461	ASN
2	H	470	LEU

Continued on next page...

Continued from previous page...

Mol	Chain	Res	Type
2	H	471	ASP
2	H	474	HIS
2	H	482	LEU
2	H	502	LEU
2	H	517	PRO
2	H	540	VAL
2	H	557	PRO
2	H	564	ILE
1	I	25	GLU
1	I	65	PHE
1	I	68	LEU
1	I	85	GLY
1	I	122	ALA
1	I	130	GLY
1	I	151	SER
1	I	174	MET
1	I	189	GLY
1	I	202	CYS
1	I	212	PHE
1	I	215	LEU
1	I	226	LEU
1	I	227	ILE
1	I	230	GLY
1	I	247	VAL
1	I	268	ASN
1	I	326	TYR
1	I	330	THR
1	I	362	LYS
1	I	363	ARG
1	I	368	LEU
1	I	392	CYS
1	I	413	PRO
1	I	431	SER
1	I	434	ARG
1	I	440	ASN
1	I	470	GLN
1	I	478	TRP
1	I	525	TYR
1	I	526	ALA
1	I	541	VAL
1	I	556	ASP
2	J	21	GLU

Continued on next page...

Continued from previous page...

Mol	Chain	Res	Type
2	J	37	VAL
2	J	40	SER
2	J	128	LYS
2	J	129	CYS
2	J	152	ASN
2	J	165	LEU
2	J	188	ALA
2	J	194	SER
2	J	220	ILE
2	J	251	ALA
2	J	255	VAL
2	J	257	LEU
2	J	318	LYS
2	J	340	ASP
2	J	344	ARG
2	J	351	ILE
2	J	371	ARG
2	J	386	GLN
2	J	388	ALA
2	J	392	VAL
2	J	412	VAL
2	J	461	ASN
2	J	470	LEU
2	J	471	ASP
2	J	474	HIS
2	J	482	LEU
2	J	502	LEU
2	J	517	PRO
2	J	540	VAL
2	J	557	PRO
2	J	564	ILE
1	K	25	GLU
1	K	65	PHE
1	K	68	LEU
1	K	85	GLY
1	K	122	ALA
1	K	130	GLY
1	K	151	SER
1	K	174	MET
1	K	189	GLY
1	K	202	CYS
1	K	212	PHE

Continued on next page...

Continued from previous page...

Mol	Chain	Res	Type
1	K	215	LEU
1	K	226	LEU
1	K	227	ILE
1	K	230	GLY
1	K	247	VAL
1	K	268	ASN
1	K	323	ASN
1	K	326	TYR
1	K	330	THR
1	K	362	LYS
1	K	363	ARG
1	K	368	LEU
1	K	392	CYS
1	K	413	PRO
1	K	431	SER
1	K	434	ARG
1	K	440	ASN
1	K	470	GLN
1	K	478	TRP
1	K	525	TYR
1	K	526	ALA
1	K	541	VAL
1	K	556	ASP
2	L	21	GLU
2	L	37	VAL
2	L	40	SER
2	L	128	LYS
2	L	129	CYS
2	L	152	ASN
2	L	165	LEU
2	L	188	ALA
2	L	194	SER
2	L	220	ILE
2	L	251	ALA
2	L	255	VAL
2	L	257	LEU
2	L	318	LYS
2	L	340	ASP
2	L	344	ARG
2	L	351	ILE
2	L	371	ARG
2	L	386	GLN

Continued on next page...

Continued from previous page...

Mol	Chain	Res	Type
2	L	388	ALA
2	L	392	VAL
2	L	412	VAL
2	L	461	ASN
2	L	470	LEU
2	L	471	ASP
2	L	474	HIS
2	L	482	LEU
2	L	502	LEU
2	L	517	PRO
2	L	540	VAL
2	L	557	PRO
2	L	564	ILE
3	M	27	MET
3	M	80	VAL
3	M	128	SER
3	M	136	THR
3	M	240	GLN
3	M	246	ARG
3	M	272	HIS
3	M	330	GLY
3	M	402	GLY
3	M	417	ASP
3	N	27	MET
3	N	80	VAL
3	N	128	SER
3	N	136	THR
3	N	240	GLN
3	N	246	ARG
3	N	272	HIS
3	N	330	GLY
3	N	402	GLY
3	N	417	ASP
3	O	27	MET
3	O	80	VAL
3	O	128	SER
3	O	136	THR
3	O	240	GLN
3	O	246	ARG
3	O	272	HIS
3	O	330	GLY
3	O	402	GLY

Continued on next page...

Continued from previous page...

Mol	Chain	Res	Type
3	O	417	ASP
3	P	27	MET
3	P	80	VAL
3	P	128	SER
3	P	136	THR
3	P	240	GLN
3	P	246	ARG
3	P	272	HIS
3	P	330	GLY
3	P	402	GLY
3	P	417	ASP
4	Q	12	GLY
4	Q	22	ALA
4	Q	30	LYS
4	Q	39	VAL
4	Q	100	GLU
4	Q	113	ILE
3	R	27	MET
3	R	80	VAL
3	R	128	SER
3	R	136	THR
3	R	240	GLN
3	R	246	ARG
3	R	272	HIS
3	R	330	GLY
3	R	402	GLY
3	R	417	ASP
4	S	12	GLY
4	S	22	ALA
4	S	30	LYS
4	S	39	VAL
4	S	100	GLU
4	S	113	ILE
4	T	12	GLY
4	T	22	ALA
4	T	30	LYS
4	T	39	VAL
4	T	100	GLU
4	T	113	ILE
4	U	12	GLY
4	U	22	ALA
4	U	30	LYS

Continued on next page...

Continued from previous page...

Mol	Chain	Res	Type
4	U	39	VAL
4	U	100	GLU
4	U	113	ILE
3	V	27	MET
3	V	80	VAL
3	V	128	SER
3	V	136	THR
3	V	240	GLN
3	V	246	ARG
3	V	272	HIS
3	V	330	GLY
3	V	402	GLY
3	V	417	ASP
4	W	12	GLY
4	W	22	ALA
4	W	30	LYS
4	W	39	VAL
4	W	100	GLU
4	W	113	ILE
4	X	12	GLY
4	X	22	ALA
4	X	30	LYS
4	X	39	VAL
4	X	100	GLU
4	X	113	ILE
1	A	4	PRO
1	A	48	ARG
1	A	57	HIS
1	A	69	GLU
1	A	80	THR
1	A	105	ASN
1	A	123	LEU
1	A	158	ALA
1	A	180	LYS
1	A	190	VAL
1	A	265	GLU
1	A	317	LEU
1	A	334	LYS
1	A	340	HIS
1	A	371	ALA
1	A	427	THR
1	A	453	ALA

Continued on next page...

Continued from previous page...

Mol	Chain	Res	Type
1	A	474	GLN
1	A	481	GLY
1	A	517	MET
1	A	571	LYS
2	B	17	GLU
2	B	26	LYS
2	B	39	ALA
2	B	52	PRO
2	B	59	GLN
2	B	79	SER
2	B	103	ARG
2	B	130	LEU
2	B	131	LYS
2	B	135	PRO
2	B	139	LYS
2	B	176	VAL
2	B	192	PRO
2	B	216	GLU
2	B	221	PHE
2	B	307	ASN
2	B	324	PHE
2	B	334	VAL
2	B	336	LEU
2	B	368	ASP
2	B	390	ARG
2	B	411	ILE
2	B	423	ASN
2	B	454	GLU
2	B	488	ILE
2	B	504	GLN
2	B	521	ASP
1	C	4	PRO
1	C	48	ARG
1	C	57	HIS
1	C	69	GLU
1	C	80	THR
1	C	105	ASN
1	C	123	LEU
1	C	158	ALA
1	C	180	LYS
1	C	190	VAL
1	C	265	GLU

Continued on next page...

Continued from previous page...

Mol	Chain	Res	Type
1	C	317	LEU
1	C	334	LYS
1	C	340	HIS
1	C	371	ALA
1	C	427	THR
1	C	453	ALA
1	C	474	GLN
1	C	481	GLY
1	C	517	MET
1	C	571	LYS
2	D	17	GLU
2	D	26	LYS
2	D	39	ALA
2	D	52	PRO
2	D	59	GLN
2	D	79	SER
2	D	103	ARG
2	D	130	LEU
2	D	131	LYS
2	D	135	PRO
2	D	139	LYS
2	D	176	VAL
2	D	192	PRO
2	D	216	GLU
2	D	221	PHE
2	D	307	ASN
2	D	324	PHE
2	D	334	VAL
2	D	336	LEU
2	D	368	ASP
2	D	390	ARG
2	D	411	ILE
2	D	423	ASN
2	D	454	GLU
2	D	488	ILE
2	D	504	GLN
2	D	521	ASP
1	E	4	PRO
1	E	48	ARG
1	E	57	HIS
1	E	69	GLU
1	E	80	THR

Continued on next page...

Continued from previous page...

Mol	Chain	Res	Type
1	E	105	ASN
1	E	123	LEU
1	E	158	ALA
1	E	180	LYS
1	E	190	VAL
1	E	265	GLU
1	E	317	LEU
1	E	334	LYS
1	E	340	HIS
1	E	371	ALA
1	E	427	THR
1	E	453	ALA
1	E	474	GLN
1	E	481	GLY
1	E	517	MET
1	E	571	LYS
2	F	17	GLU
2	F	26	LYS
2	F	39	ALA
2	F	52	PRO
2	F	59	GLN
2	F	79	SER
2	F	103	ARG
2	F	130	LEU
2	F	131	LYS
2	F	135	PRO
2	F	139	LYS
2	F	176	VAL
2	F	192	PRO
2	F	216	GLU
2	F	221	PHE
2	F	307	ASN
2	F	324	PHE
2	F	336	LEU
2	F	368	ASP
2	F	390	ARG
2	F	411	ILE
2	F	423	ASN
2	F	454	GLU
2	F	488	ILE
2	F	504	GLN
2	F	521	ASP

Continued on next page...

Continued from previous page...

Mol	Chain	Res	Type
1	G	4	PRO
1	G	48	ARG
1	G	57	HIS
1	G	69	GLU
1	G	80	THR
1	G	85	GLY
1	G	105	ASN
1	G	123	LEU
1	G	158	ALA
1	G	180	LYS
1	G	190	VAL
1	G	265	GLU
1	G	317	LEU
1	G	334	LYS
1	G	340	HIS
1	G	371	ALA
1	G	427	THR
1	G	453	ALA
1	G	474	GLN
1	G	481	GLY
1	G	517	MET
1	G	571	LYS
2	H	17	GLU
2	H	26	LYS
2	H	39	ALA
2	H	52	PRO
2	H	59	GLN
2	H	79	SER
2	H	103	ARG
2	H	130	LEU
2	H	131	LYS
2	H	135	PRO
2	H	139	LYS
2	H	176	VAL
2	H	192	PRO
2	H	216	GLU
2	H	221	PHE
2	H	307	ASN
2	H	324	PHE
2	H	334	VAL
2	H	336	LEU
2	H	368	ASP

Continued on next page...

Continued from previous page...

Mol	Chain	Res	Type
2	H	390	ARG
2	H	411	ILE
2	H	423	ASN
2	H	454	GLU
2	H	488	ILE
2	H	504	GLN
2	H	521	ASP
1	I	4	PRO
1	I	48	ARG
1	I	57	HIS
1	I	69	GLU
1	I	80	THR
1	I	105	ASN
1	I	123	LEU
1	I	158	ALA
1	I	180	LYS
1	I	190	VAL
1	I	265	GLU
1	I	317	LEU
1	I	323	ASN
1	I	334	LYS
1	I	340	HIS
1	I	371	ALA
1	I	427	THR
1	I	453	ALA
1	I	474	GLN
1	I	481	GLY
1	I	517	MET
1	I	571	LYS
2	J	17	GLU
2	J	26	LYS
2	J	39	ALA
2	J	52	PRO
2	J	59	GLN
2	J	79	SER
2	J	103	ARG
2	J	130	LEU
2	J	131	LYS
2	J	135	PRO
2	J	139	LYS
2	J	176	VAL
2	J	192	PRO

Continued on next page...

Continued from previous page...

Mol	Chain	Res	Type
2	J	216	GLU
2	J	221	PHE
2	J	307	ASN
2	J	324	PHE
2	J	336	LEU
2	J	368	ASP
2	J	390	ARG
2	J	411	ILE
2	J	423	ASN
2	J	454	GLU
2	J	488	ILE
2	J	504	GLN
2	J	521	ASP
1	K	4	PRO
1	K	48	ARG
1	K	57	HIS
1	K	69	GLU
1	K	80	THR
1	K	105	ASN
1	K	123	LEU
1	K	158	ALA
1	K	180	LYS
1	K	190	VAL
1	K	265	GLU
1	K	317	LEU
1	K	334	LYS
1	K	340	HIS
1	K	371	ALA
1	K	427	THR
1	K	453	ALA
1	K	474	GLN
1	K	481	GLY
1	K	517	MET
1	K	571	LYS
2	L	17	GLU
2	L	26	LYS
2	L	39	ALA
2	L	52	PRO
2	L	59	GLN
2	L	79	SER
2	L	103	ARG
2	L	130	LEU

Continued on next page...

Continued from previous page...

Mol	Chain	Res	Type
2	L	131	LYS
2	L	135	PRO
2	L	139	LYS
2	L	176	VAL
2	L	192	PRO
2	L	216	GLU
2	L	221	PHE
2	L	307	ASN
2	L	324	PHE
2	L	336	LEU
2	L	368	ASP
2	L	390	ARG
2	L	411	ILE
2	L	423	ASN
2	L	454	GLU
2	L	488	ILE
2	L	504	GLN
2	L	521	ASP
3	M	63	ASN
3	M	78	SER
3	M	107	PHE
3	M	120	PHE
3	M	161	SER
3	M	166	TYR
3	M	187	GLY
3	M	304	ARG
3	N	63	ASN
3	N	78	SER
3	N	107	PHE
3	N	120	PHE
3	N	161	SER
3	N	166	TYR
3	N	187	GLY
3	N	304	ARG
3	O	63	ASN
3	O	78	SER
3	O	107	PHE
3	O	120	PHE
3	O	161	SER
3	O	166	TYR
3	O	187	GLY
3	O	304	ARG

Continued on next page...

Continued from previous page...

Mol	Chain	Res	Type
3	P	63	ASN
3	P	78	SER
3	P	107	PHE
3	P	120	PHE
3	P	161	SER
3	P	166	TYR
3	P	187	GLY
3	P	304	ARG
4	Q	73	GLY
4	Q	148	PRO
3	R	63	ASN
3	R	78	SER
3	R	107	PHE
3	R	120	PHE
3	R	161	SER
3	R	166	TYR
3	R	187	GLY
3	R	304	ARG
4	S	73	GLY
4	S	148	PRO
4	T	73	GLY
4	T	148	PRO
4	U	73	GLY
4	U	148	PRO
3	V	63	ASN
3	V	78	SER
3	V	107	PHE
3	V	120	PHE
3	V	161	SER
3	V	166	TYR
3	V	187	GLY
3	V	304	ARG
4	W	73	GLY
4	W	148	PRO
4	X	73	GLY
4	X	148	PRO
1	A	2	PRO
1	A	12	ARG
1	A	90	MET
1	A	124	CYS
1	A	134	MET
1	A	139	ALA

Continued on next page...

Continued from previous page...

Mol	Chain	Res	Type
1	A	185	GLU
1	A	195	VAL
1	A	236	ASP
1	A	254	ARG
1	A	311	ASN
1	A	369	SER
1	A	376	ASN
1	A	395	GLU
1	A	451	MET
1	A	476	ALA
1	A	477	ALA
1	A	485	ASP
1	A	507	ASP
2	B	16	PHE
2	B	51	PHE
2	B	178	ALA
2	B	315	GLU
2	B	339	LEU
2	B	369	PHE
2	B	410	ALA
2	B	415	LYS
2	B	449	ILE
2	B	525	ILE
2	B	538	LYS
1	C	2	PRO
1	C	12	ARG
1	C	90	MET
1	C	124	CYS
1	C	134	MET
1	C	139	ALA
1	C	185	GLU
1	C	195	VAL
1	C	220	VAL
1	C	236	ASP
1	C	254	ARG
1	C	311	ASN
1	C	369	SER
1	C	376	ASN
1	C	395	GLU
1	C	451	MET
1	C	476	ALA
1	C	477	ALA

Continued on next page...

Continued from previous page...

Mol	Chain	Res	Type
1	C	485	ASP
1	C	507	ASP
2	D	16	PHE
2	D	51	PHE
2	D	178	ALA
2	D	315	GLU
2	D	339	LEU
2	D	369	PHE
2	D	410	ALA
2	D	415	LYS
2	D	449	ILE
2	D	525	ILE
2	D	538	LYS
1	E	2	PRO
1	E	12	ARG
1	E	90	MET
1	E	124	CYS
1	E	134	MET
1	E	139	ALA
1	E	185	GLU
1	E	195	VAL
1	E	236	ASP
1	E	254	ARG
1	E	311	ASN
1	E	369	SER
1	E	376	ASN
1	E	395	GLU
1	E	476	ALA
1	E	477	ALA
1	E	485	ASP
1	E	507	ASP
1	E	557	VAL
2	F	16	PHE
2	F	51	PHE
2	F	178	ALA
2	F	315	GLU
2	F	334	VAL
2	F	339	LEU
2	F	369	PHE
2	F	410	ALA
2	F	415	LYS
2	F	449	ILE

Continued on next page...

Continued from previous page...

Mol	Chain	Res	Type
2	F	525	ILE
2	F	538	LYS
1	G	2	PRO
1	G	12	ARG
1	G	90	MET
1	G	124	CYS
1	G	134	MET
1	G	139	ALA
1	G	185	GLU
1	G	195	VAL
1	G	236	ASP
1	G	254	ARG
1	G	311	ASN
1	G	369	SER
1	G	376	ASN
1	G	395	GLU
1	G	451	MET
1	G	476	ALA
1	G	477	ALA
1	G	485	ASP
1	G	507	ASP
2	H	16	PHE
2	H	51	PHE
2	H	172	SER
2	H	178	ALA
2	H	315	GLU
2	H	339	LEU
2	H	369	PHE
2	H	410	ALA
2	H	415	LYS
2	H	449	ILE
2	H	525	ILE
2	H	538	LYS
1	I	2	PRO
1	I	12	ARG
1	I	90	MET
1	I	124	CYS
1	I	134	MET
1	I	139	ALA
1	I	185	GLU
1	I	195	VAL
1	I	236	ASP

Continued on next page...

Continued from previous page...

Mol	Chain	Res	Type
1	I	254	ARG
1	I	311	ASN
1	I	369	SER
1	I	376	ASN
1	I	395	GLU
1	I	451	MET
1	I	476	ALA
1	I	477	ALA
1	I	485	ASP
1	I	507	ASP
1	I	557	VAL
2	J	16	PHE
2	J	51	PHE
2	J	178	ALA
2	J	315	GLU
2	J	334	VAL
2	J	339	LEU
2	J	369	PHE
2	J	410	ALA
2	J	415	LYS
2	J	449	ILE
2	J	525	ILE
2	J	538	LYS
1	K	2	PRO
1	K	12	ARG
1	K	90	MET
1	K	124	CYS
1	K	134	MET
1	K	139	ALA
1	K	185	GLU
1	K	195	VAL
1	K	220	VAL
1	K	236	ASP
1	K	254	ARG
1	K	311	ASN
1	K	369	SER
1	K	376	ASN
1	K	395	GLU
1	K	451	MET
1	K	476	ALA
1	K	477	ALA
1	K	485	ASP

Continued on next page...

Continued from previous page...

Mol	Chain	Res	Type
1	K	507	ASP
2	L	16	PHE
2	L	51	PHE
2	L	178	ALA
2	L	315	GLU
2	L	334	VAL
2	L	339	LEU
2	L	369	PHE
2	L	410	ALA
2	L	415	LYS
2	L	449	ILE
2	L	525	ILE
2	L	538	LYS
3	M	12	LYS
3	M	37	LEU
3	M	89	GLN
3	M	106	ASN
3	M	130	ILE
3	M	234	GLU
3	M	247	PHE
3	N	12	LYS
3	N	37	LEU
3	N	89	GLN
3	N	106	ASN
3	N	130	ILE
3	N	234	GLU
3	N	247	PHE
3	O	12	LYS
3	O	37	LEU
3	O	89	GLN
3	O	106	ASN
3	O	130	ILE
3	O	234	GLU
3	O	247	PHE
3	P	12	LYS
3	P	37	LEU
3	P	89	GLN
3	P	106	ASN
3	P	130	ILE
3	P	234	GLU
3	P	247	PHE
4	Q	90	LEU

Continued on next page...

Continued from previous page...

Mol	Chain	Res	Type
4	Q	96	GLY
4	Q	111	TYR
4	Q	132	LEU
3	R	12	LYS
3	R	37	LEU
3	R	89	GLN
3	R	106	ASN
3	R	130	ILE
3	R	234	GLU
3	R	247	PHE
4	S	90	LEU
4	S	96	GLY
4	S	111	TYR
4	S	132	LEU
4	T	90	LEU
4	T	96	GLY
4	T	132	LEU
4	U	90	LEU
4	U	96	GLY
4	U	132	LEU
3	V	12	LYS
3	V	37	LEU
3	V	89	GLN
3	V	106	ASN
3	V	130	ILE
3	V	234	GLU
3	V	247	PHE
4	W	90	LEU
4	W	96	GLY
4	W	132	LEU
4	X	90	LEU
4	X	96	GLY
4	X	132	LEU
1	A	10	LEU
1	A	64	HIS
1	A	133	GLU
1	A	220	VAL
1	A	263	SER
1	A	350	ILE
1	A	359	VAL
1	A	366	MET
1	A	367	GLU

Continued on next page...

Continued from previous page...

Mol	Chain	Res	Type
1	A	370	PHE
1	A	388	PHE
1	A	394	PRO
1	A	397	LYS
1	A	524	GLY
1	A	557	VAL
1	A	565	GLU
2	B	53	ASP
2	B	123	CYS
2	B	172	SER
2	B	226	LEU
2	B	254	ALA
2	B	293	SER
2	B	378	GLY
2	B	476	GLU
2	B	477	SER
2	B	489	VAL
1	C	10	LEU
1	C	11	ILE
1	C	64	HIS
1	C	133	GLU
1	C	263	SER
1	C	350	ILE
1	C	359	VAL
1	C	366	MET
1	C	367	GLU
1	C	370	PHE
1	C	388	PHE
1	C	394	PRO
1	C	397	LYS
1	C	524	GLY
1	C	557	VAL
1	C	565	GLU
2	D	53	ASP
2	D	123	CYS
2	D	172	SER
2	D	226	LEU
2	D	254	ALA
2	D	293	SER
2	D	378	GLY
2	D	476	GLU
2	D	477	SER

Continued on next page...

Continued from previous page...

Mol	Chain	Res	Type
2	D	489	VAL
1	E	10	LEU
1	E	64	HIS
1	E	133	GLU
1	E	220	VAL
1	E	263	SER
1	E	350	ILE
1	E	359	VAL
1	E	366	MET
1	E	367	GLU
1	E	370	PHE
1	E	388	PHE
1	E	394	PRO
1	E	397	LYS
1	E	451	MET
1	E	524	GLY
1	E	565	GLU
2	F	53	ASP
2	F	123	CYS
2	F	172	SER
2	F	226	LEU
2	F	254	ALA
2	F	293	SER
2	F	378	GLY
2	F	476	GLU
2	F	477	SER
2	F	489	VAL
1	G	10	LEU
1	G	11	ILE
1	G	64	HIS
1	G	133	GLU
1	G	220	VAL
1	G	263	SER
1	G	350	ILE
1	G	359	VAL
1	G	366	MET
1	G	367	GLU
1	G	370	PHE
1	G	388	PHE
1	G	394	PRO
1	G	397	LYS
1	G	524	GLY

Continued on next page...

Continued from previous page...

Mol	Chain	Res	Type
1	G	557	VAL
1	G	565	GLU
2	H	53	ASP
2	H	123	CYS
2	H	226	LEU
2	H	254	ALA
2	H	293	SER
2	H	378	GLY
2	H	476	GLU
2	H	477	SER
2	H	489	VAL
1	I	10	LEU
1	I	11	ILE
1	I	64	HIS
1	I	133	GLU
1	I	220	VAL
1	I	263	SER
1	I	350	ILE
1	I	359	VAL
1	I	366	MET
1	I	367	GLU
1	I	370	PHE
1	I	388	PHE
1	I	394	PRO
1	I	397	LYS
1	I	524	GLY
1	I	565	GLU
2	J	53	ASP
2	J	123	CYS
2	J	172	SER
2	J	226	LEU
2	J	254	ALA
2	J	293	SER
2	J	378	GLY
2	J	458	ARG
2	J	476	GLU
2	J	477	SER
2	J	489	VAL
1	K	10	LEU
1	K	11	ILE
1	K	64	HIS
1	K	133	GLU

Continued on next page...

Continued from previous page...

Mol	Chain	Res	Type
1	K	263	SER
1	K	350	ILE
1	K	359	VAL
1	K	366	MET
1	K	367	GLU
1	K	370	PHE
1	K	388	PHE
1	K	394	PRO
1	K	397	LYS
1	K	524	GLY
1	K	557	VAL
1	K	565	GLU
2	L	53	ASP
2	L	123	CYS
2	L	172	SER
2	L	226	LEU
2	L	254	ALA
2	L	293	SER
2	L	378	GLY
2	L	476	GLU
2	L	477	SER
2	L	489	VAL
3	M	275	PRO
3	N	275	PRO
3	O	275	PRO
3	P	275	PRO
4	Q	4	PHE
4	Q	31	MET
4	Q	84	ILE
4	Q	85	HIS
3	R	275	PRO
4	S	4	PHE
4	S	31	MET
4	S	84	ILE
4	S	85	HIS
4	T	4	PHE
4	T	31	MET
4	T	84	ILE
4	T	85	HIS
4	T	111	TYR
4	U	4	PHE
4	U	31	MET

Continued on next page...

Continued from previous page...

Mol	Chain	Res	Type
4	U	84	ILE
4	U	85	HIS
4	U	111	TYR
3	V	275	PRO
4	W	4	PHE
4	W	31	MET
4	W	84	ILE
4	W	85	HIS
4	W	111	TYR
4	X	4	PHE
4	X	31	MET
4	X	84	ILE
4	X	85	HIS
4	X	111	TYR
1	A	11	ILE
1	A	233	PRO
1	A	244	PHE
1	A	249	ILE
1	A	380	GLY
1	A	437	ALA
2	B	143	VAL
2	B	287	PRO
2	B	301	VAL
2	B	322	LYS
2	B	335	LYS
2	B	458	ARG
1	C	233	PRO
1	C	244	PHE
1	C	249	ILE
1	C	380	GLY
1	C	437	ALA
2	D	143	VAL
2	D	219	GLN
2	D	287	PRO
2	D	301	VAL
2	D	322	LYS
2	D	335	LYS
2	D	458	ARG
1	E	11	ILE
1	E	233	PRO
1	E	244	PHE
1	E	249	ILE

Continued on next page...

Continued from previous page...

Mol	Chain	Res	Type
1	E	380	GLY
1	E	437	ALA
2	F	143	VAL
2	F	219	GLN
2	F	287	PRO
2	F	301	VAL
2	F	322	LYS
2	F	335	LYS
2	F	458	ARG
1	G	233	PRO
1	G	244	PHE
1	G	249	ILE
1	G	380	GLY
1	G	437	ALA
2	H	143	VAL
2	H	287	PRO
2	H	301	VAL
2	H	322	LYS
2	H	335	LYS
2	H	458	ARG
1	I	233	PRO
1	I	244	PHE
1	I	249	ILE
1	I	380	GLY
1	I	437	ALA
2	J	143	VAL
2	J	219	GLN
2	J	287	PRO
2	J	301	VAL
2	J	322	LYS
2	J	335	LYS
1	K	233	PRO
1	K	244	PHE
1	K	249	ILE
1	K	380	GLY
1	K	437	ALA
2	L	143	VAL
2	L	287	PRO
2	L	301	VAL
2	L	322	LYS
2	L	335	LYS
2	L	458	ARG

Continued on next page...

Continued from previous page...

Mol	Chain	Res	Type
3	M	99	GLU
3	N	99	GLU
3	O	99	GLU
3	P	99	GLU
3	R	99	GLU
3	V	99	GLU
2	B	256	VAL
2	B	453	GLY
2	D	256	VAL
2	D	453	GLY
2	F	256	VAL
2	F	453	GLY
2	H	256	VAL
2	H	453	GLY
2	J	256	VAL
2	J	453	GLY
2	L	256	VAL
2	L	453	GLY
1	A	419	ILE
2	B	496	PRO
1	C	419	ILE
2	D	496	PRO
1	E	419	ILE
1	E	475	VAL
2	F	496	PRO
1	G	419	ILE
2	H	496	PRO
1	I	419	ILE
2	J	496	PRO
1	K	419	ILE
2	L	496	PRO
1	A	237	VAL
1	A	475	VAL
2	B	107	VAL
2	B	137	VAL
2	B	343	ILE
2	B	354	VAL
1	C	237	VAL
1	C	475	VAL
2	D	107	VAL
2	D	137	VAL
2	D	343	ILE

Continued on next page...

Continued from previous page...

Mol	Chain	Res	Type
2	D	354	VAL
1	E	237	VAL
2	F	107	VAL
2	F	137	VAL
2	F	343	ILE
2	F	354	VAL
1	G	237	VAL
1	G	475	VAL
2	H	107	VAL
2	H	137	VAL
2	H	343	ILE
2	H	354	VAL
1	I	237	VAL
1	I	475	VAL
2	J	107	VAL
2	J	137	VAL
2	J	302	PRO
2	J	343	ILE
2	J	354	VAL
1	K	237	VAL
1	K	475	VAL
2	L	107	VAL
2	L	137	VAL
2	L	302	PRO
2	L	343	ILE
2	L	354	VAL
3	P	407	PRO
1	A	169	PRO
2	B	302	PRO
2	B	429	ILE
1	C	169	PRO
2	D	302	PRO
2	D	429	ILE
1	E	169	PRO
2	F	302	PRO
2	F	429	ILE
1	G	169	PRO
2	H	302	PRO
2	H	429	ILE
1	I	169	PRO
2	J	429	ILE
1	K	169	PRO

Continued on next page...

Continued from previous page...

Mol	Chain	Res	Type
2	L	429	ILE
3	M	258	PRO
3	M	407	PRO
3	N	258	PRO
3	N	407	PRO
3	O	258	PRO
3	O	407	PRO
3	P	258	PRO
3	R	258	PRO
3	R	407	PRO
3	V	258	PRO
3	V	407	PRO

5.3.2 Protein sidechains ⓘ

In the following table, the Percentiles column shows the percent sidechain outliers of the chain as a percentile score with respect to all X-ray entries followed by that with respect to entries of similar resolution.

The Analysed column shows the number of residues for which the sidechain conformation was analysed, and the total number of residues.

Mol	Chain	Analysed	Rotameric	Outliers	Percentiles	
1	A	523/546 (96%)	478 (91%)	45 (9%)	13	50
1	C	523/546 (96%)	478 (91%)	45 (9%)	13	50
1	E	523/546 (96%)	479 (92%)	44 (8%)	14	51
1	G	523/546 (96%)	478 (91%)	45 (9%)	13	50
1	I	523/546 (96%)	479 (92%)	44 (8%)	14	51
1	K	523/546 (96%)	478 (91%)	45 (9%)	13	50
2	B	515/523 (98%)	475 (92%)	40 (8%)	16	54
2	D	515/523 (98%)	475 (92%)	40 (8%)	16	54
2	F	515/523 (98%)	475 (92%)	40 (8%)	16	54
2	H	515/523 (98%)	475 (92%)	40 (8%)	16	54
2	J	515/523 (98%)	475 (92%)	40 (8%)	16	54
2	L	515/523 (98%)	475 (92%)	40 (8%)	16	54
3	M	355/383 (93%)	322 (91%)	33 (9%)	11	46
3	N	355/383 (93%)	322 (91%)	33 (9%)	11	46

Continued on next page...

Continued from previous page...

Mol	Chain	Analysed	Rotameric	Outliers	Percentiles	
3	O	355/383 (93%)	322 (91%)	33 (9%)	11	46
3	P	355/383 (93%)	322 (91%)	33 (9%)	11	46
3	R	355/383 (93%)	322 (91%)	33 (9%)	11	46
3	V	355/383 (93%)	322 (91%)	33 (9%)	11	46
4	Q	136/144 (94%)	118 (87%)	18 (13%)	5	30
4	S	136/144 (94%)	118 (87%)	18 (13%)	5	30
4	T	136/144 (94%)	118 (87%)	18 (13%)	5	30
4	U	136/144 (94%)	118 (87%)	18 (13%)	5	30
4	W	136/144 (94%)	118 (87%)	18 (13%)	5	30
4	X	136/144 (94%)	118 (87%)	18 (13%)	5	30
All	All	9174/9576 (96%)	8360 (91%)	814 (9%)	12	48

All (814) residues with a non-rotameric sidechain are listed below:

Mol	Chain	Res	Type
1	A	7	LEU
1	A	15	ARG
1	A	36	SER
1	A	42	ASP
1	A	47	CYS
1	A	65	PHE
1	A	77	GLN
1	A	98	ASP
1	A	103	MET
1	A	105	ASN
1	A	135	CYS
1	A	150	ASN
1	A	172	MET
1	A	187	ASN
1	A	201	MET
1	A	212	PHE
1	A	240	ILE
1	A	241	SER
1	A	242	ASP
1	A	261	ASP
1	A	283	ASN
1	A	313	LEU
1	A	327	VAL

Continued on next page...

Continued from previous page...

Mol	Chain	Res	Type
1	A	364	ARG
1	A	369	SER
1	A	370	PHE
1	A	377	ASN
1	A	395	GLU
1	A	411	TYR
1	A	415	LYS
1	A	420	ASP
1	A	434	ARG
1	A	435	ASP
1	A	451	MET
1	A	454	TYR
1	A	456	VAL
1	A	491	GLN
1	A	494	GLU
1	A	496	GLU
1	A	518	SER
1	A	531	MET
1	A	534	SER
1	A	567	ASN
1	A	577	ARG
1	A	584	MET
2	B	8	THR
2	B	38	ILE
2	B	59	GLN
2	B	62	ASN
2	B	94	ASP
2	B	99	ASN
2	B	122	LEU
2	B	123	CYS
2	B	138	ARG
2	B	164	THR
2	B	175	MET
2	B	179	ASN
2	B	189	GLU
2	B	230	MET
2	B	233	ASP
2	B	257	LEU
2	B	277	TYR
2	B	280	LEU
2	B	287	PRO
2	B	290	THR

Continued on next page...

Continued from previous page...

Mol	Chain	Res	Type
2	B	317	LEU
2	B	333	TYR
2	B	345	LEU
2	B	355	LEU
2	B	390	ARG
2	B	421	TYR
2	B	432	LEU
2	B	433	CYS
2	B	438	SER
2	B	439	ASP
2	B	442	PRO
2	B	448	MET
2	B	458	ARG
2	B	463	ASP
2	B	486	THR
2	B	491	LEU
2	B	498	GLU
2	B	527	TRP
2	B	566	TYR
2	B	578	PRO
1	C	7	LEU
1	C	15	ARG
1	C	36	SER
1	C	42	ASP
1	C	47	CYS
1	C	65	PHE
1	C	77	GLN
1	C	98	ASP
1	C	103	MET
1	C	105	ASN
1	C	135	CYS
1	C	150	ASN
1	C	172	MET
1	C	187	ASN
1	C	201	MET
1	C	212	PHE
1	C	240	ILE
1	C	241	SER
1	C	242	ASP
1	C	261	ASP
1	C	283	ASN
1	C	313	LEU

Continued on next page...

Continued from previous page...

Mol	Chain	Res	Type
1	C	327	VAL
1	C	364	ARG
1	C	369	SER
1	C	370	PHE
1	C	377	ASN
1	C	395	GLU
1	C	411	TYR
1	C	415	LYS
1	C	420	ASP
1	C	434	ARG
1	C	435	ASP
1	C	451	MET
1	C	454	TYR
1	C	456	VAL
1	C	491	GLN
1	C	494	GLU
1	C	496	GLU
1	C	518	SER
1	C	531	MET
1	C	534	SER
1	C	567	ASN
1	C	577	ARG
1	C	584	MET
2	D	8	THR
2	D	38	ILE
2	D	59	GLN
2	D	62	ASN
2	D	94	ASP
2	D	99	ASN
2	D	122	LEU
2	D	123	CYS
2	D	138	ARG
2	D	164	THR
2	D	175	MET
2	D	179	ASN
2	D	189	GLU
2	D	230	MET
2	D	233	ASP
2	D	257	LEU
2	D	277	TYR
2	D	280	LEU
2	D	287	PRO

Continued on next page...

Continued from previous page...

Mol	Chain	Res	Type
2	D	290	THR
2	D	317	LEU
2	D	333	TYR
2	D	345	LEU
2	D	355	LEU
2	D	390	ARG
2	D	421	TYR
2	D	432	LEU
2	D	433	CYS
2	D	438	SER
2	D	439	ASP
2	D	442	PRO
2	D	448	MET
2	D	458	ARG
2	D	463	ASP
2	D	486	THR
2	D	491	LEU
2	D	498	GLU
2	D	527	TRP
2	D	566	TYR
2	D	578	PRO
1	E	7	LEU
1	E	15	ARG
1	E	36	SER
1	E	42	ASP
1	E	47	CYS
1	E	65	PHE
1	E	77	GLN
1	E	98	ASP
1	E	103	MET
1	E	105	ASN
1	E	135	CYS
1	E	150	ASN
1	E	172	MET
1	E	187	ASN
1	E	201	MET
1	E	212	PHE
1	E	240	ILE
1	E	241	SER
1	E	242	ASP
1	E	283	ASN
1	E	313	LEU

Continued on next page...

Continued from previous page...

Mol	Chain	Res	Type
1	E	327	VAL
1	E	364	ARG
1	E	369	SER
1	E	370	PHE
1	E	377	ASN
1	E	395	GLU
1	E	411	TYR
1	E	415	LYS
1	E	420	ASP
1	E	434	ARG
1	E	435	ASP
1	E	451	MET
1	E	454	TYR
1	E	456	VAL
1	E	491	GLN
1	E	494	GLU
1	E	496	GLU
1	E	518	SER
1	E	531	MET
1	E	534	SER
1	E	567	ASN
1	E	577	ARG
1	E	584	MET
2	F	8	THR
2	F	38	ILE
2	F	59	GLN
2	F	62	ASN
2	F	94	ASP
2	F	99	ASN
2	F	122	LEU
2	F	123	CYS
2	F	138	ARG
2	F	164	THR
2	F	175	MET
2	F	179	ASN
2	F	189	GLU
2	F	230	MET
2	F	233	ASP
2	F	257	LEU
2	F	277	TYR
2	F	280	LEU
2	F	287	PRO

Continued on next page...

Continued from previous page...

Mol	Chain	Res	Type
2	F	290	THR
2	F	317	LEU
2	F	333	TYR
2	F	345	LEU
2	F	355	LEU
2	F	390	ARG
2	F	421	TYR
2	F	432	LEU
2	F	433	CYS
2	F	438	SER
2	F	439	ASP
2	F	442	PRO
2	F	448	MET
2	F	458	ARG
2	F	463	ASP
2	F	486	THR
2	F	491	LEU
2	F	498	GLU
2	F	527	TRP
2	F	566	TYR
2	F	578	PRO
1	G	7	LEU
1	G	15	ARG
1	G	36	SER
1	G	42	ASP
1	G	47	CYS
1	G	65	PHE
1	G	77	GLN
1	G	98	ASP
1	G	103	MET
1	G	105	ASN
1	G	135	CYS
1	G	150	ASN
1	G	172	MET
1	G	187	ASN
1	G	201	MET
1	G	212	PHE
1	G	240	ILE
1	G	241	SER
1	G	242	ASP
1	G	261	ASP
1	G	283	ASN

Continued on next page...

Continued from previous page...

Mol	Chain	Res	Type
1	G	313	LEU
1	G	327	VAL
1	G	364	ARG
1	G	369	SER
1	G	370	PHE
1	G	377	ASN
1	G	395	GLU
1	G	411	TYR
1	G	415	LYS
1	G	420	ASP
1	G	434	ARG
1	G	435	ASP
1	G	451	MET
1	G	454	TYR
1	G	456	VAL
1	G	491	GLN
1	G	494	GLU
1	G	496	GLU
1	G	518	SER
1	G	531	MET
1	G	534	SER
1	G	567	ASN
1	G	577	ARG
1	G	584	MET
2	H	8	THR
2	H	38	ILE
2	H	59	GLN
2	H	62	ASN
2	H	94	ASP
2	H	99	ASN
2	H	122	LEU
2	H	123	CYS
2	H	138	ARG
2	H	164	THR
2	H	175	MET
2	H	179	ASN
2	H	189	GLU
2	H	230	MET
2	H	233	ASP
2	H	257	LEU
2	H	277	TYR
2	H	280	LEU

Continued on next page...

Continued from previous page...

Mol	Chain	Res	Type
2	H	287	PRO
2	H	290	THR
2	H	317	LEU
2	H	333	TYR
2	H	345	LEU
2	H	355	LEU
2	H	390	ARG
2	H	421	TYR
2	H	432	LEU
2	H	433	CYS
2	H	438	SER
2	H	439	ASP
2	H	442	PRO
2	H	448	MET
2	H	458	ARG
2	H	463	ASP
2	H	486	THR
2	H	491	LEU
2	H	498	GLU
2	H	527	TRP
2	H	566	TYR
2	H	578	PRO
1	I	7	LEU
1	I	15	ARG
1	I	36	SER
1	I	42	ASP
1	I	47	CYS
1	I	65	PHE
1	I	77	GLN
1	I	98	ASP
1	I	103	MET
1	I	105	ASN
1	I	135	CYS
1	I	150	ASN
1	I	172	MET
1	I	187	ASN
1	I	201	MET
1	I	212	PHE
1	I	240	ILE
1	I	241	SER
1	I	242	ASP
1	I	283	ASN

Continued on next page...

Continued from previous page...

Mol	Chain	Res	Type
1	I	313	LEU
1	I	327	VAL
1	I	364	ARG
1	I	369	SER
1	I	370	PHE
1	I	377	ASN
1	I	395	GLU
1	I	411	TYR
1	I	415	LYS
1	I	420	ASP
1	I	434	ARG
1	I	435	ASP
1	I	451	MET
1	I	454	TYR
1	I	456	VAL
1	I	491	GLN
1	I	494	GLU
1	I	496	GLU
1	I	518	SER
1	I	531	MET
1	I	534	SER
1	I	567	ASN
1	I	577	ARG
1	I	584	MET
2	J	8	THR
2	J	38	ILE
2	J	59	GLN
2	J	62	ASN
2	J	94	ASP
2	J	99	ASN
2	J	122	LEU
2	J	123	CYS
2	J	138	ARG
2	J	164	THR
2	J	175	MET
2	J	179	ASN
2	J	189	GLU
2	J	230	MET
2	J	233	ASP
2	J	257	LEU
2	J	277	TYR
2	J	280	LEU

Continued on next page...

Continued from previous page...

Mol	Chain	Res	Type
2	J	287	PRO
2	J	290	THR
2	J	317	LEU
2	J	333	TYR
2	J	345	LEU
2	J	355	LEU
2	J	390	ARG
2	J	421	TYR
2	J	432	LEU
2	J	433	CYS
2	J	438	SER
2	J	439	ASP
2	J	442	PRO
2	J	448	MET
2	J	458	ARG
2	J	463	ASP
2	J	486	THR
2	J	491	LEU
2	J	498	GLU
2	J	527	TRP
2	J	566	TYR
2	J	578	PRO
1	K	7	LEU
1	K	15	ARG
1	K	36	SER
1	K	42	ASP
1	K	47	CYS
1	K	65	PHE
1	K	77	GLN
1	K	98	ASP
1	K	103	MET
1	K	105	ASN
1	K	135	CYS
1	K	150	ASN
1	K	172	MET
1	K	187	ASN
1	K	201	MET
1	K	212	PHE
1	K	240	ILE
1	K	241	SER
1	K	242	ASP
1	K	261	ASP

Continued on next page...

Continued from previous page...

Mol	Chain	Res	Type
1	K	283	ASN
1	K	313	LEU
1	K	327	VAL
1	K	364	ARG
1	K	369	SER
1	K	370	PHE
1	K	377	ASN
1	K	395	GLU
1	K	411	TYR
1	K	415	LYS
1	K	420	ASP
1	K	434	ARG
1	K	435	ASP
1	K	451	MET
1	K	454	TYR
1	K	456	VAL
1	K	491	GLN
1	K	494	GLU
1	K	496	GLU
1	K	518	SER
1	K	531	MET
1	K	534	SER
1	K	567	ASN
1	K	577	ARG
1	K	584	MET
2	L	8	THR
2	L	38	ILE
2	L	59	GLN
2	L	62	ASN
2	L	94	ASP
2	L	99	ASN
2	L	122	LEU
2	L	123	CYS
2	L	138	ARG
2	L	164	THR
2	L	175	MET
2	L	179	ASN
2	L	189	GLU
2	L	230	MET
2	L	233	ASP
2	L	257	LEU
2	L	277	TYR

Continued on next page...

Continued from previous page...

Mol	Chain	Res	Type
2	L	280	LEU
2	L	287	PRO
2	L	290	THR
2	L	317	LEU
2	L	333	TYR
2	L	345	LEU
2	L	355	LEU
2	L	390	ARG
2	L	421	TYR
2	L	432	LEU
2	L	433	CYS
2	L	438	SER
2	L	439	ASP
2	L	442	PRO
2	L	448	MET
2	L	458	ARG
2	L	463	ASP
2	L	486	THR
2	L	491	LEU
2	L	498	GLU
2	L	527	TRP
2	L	566	TYR
2	L	578	PRO
3	M	7	TYR
3	M	11	LEU
3	M	16	LEU
3	M	17	ILE
3	M	27	MET
3	M	30	VAL
3	M	42	GLU
3	M	46	LEU
3	M	56	ARG
3	M	71	SER
3	M	78	SER
3	M	94	TYR
3	M	98	LEU
3	M	118	MET
3	M	158	SER
3	M	166	TYR
3	M	168	LYS
3	M	174	ASP
3	M	192	SER

Continued on next page...

Continued from previous page...

Mol	Chain	Res	Type
3	M	200	MET
3	M	203	PHE
3	M	207	MET
3	M	210	LEU
3	M	255	PHE
3	M	267	TYR
3	M	269	LEU
3	M	270	ASN
3	M	333	LYS
3	M	356	MET
3	M	380	PHE
3	M	397	ILE
3	M	399	GLU
3	M	414	GLN
3	N	7	TYR
3	N	11	LEU
3	N	16	LEU
3	N	17	ILE
3	N	27	MET
3	N	30	VAL
3	N	42	GLU
3	N	46	LEU
3	N	56	ARG
3	N	71	SER
3	N	78	SER
3	N	94	TYR
3	N	98	LEU
3	N	118	MET
3	N	158	SER
3	N	166	TYR
3	N	168	LYS
3	N	174	ASP
3	N	192	SER
3	N	200	MET
3	N	203	PHE
3	N	207	MET
3	N	210	LEU
3	N	255	PHE
3	N	267	TYR
3	N	269	LEU
3	N	270	ASN
3	N	333	LYS

Continued on next page...

Continued from previous page...

Mol	Chain	Res	Type
3	N	356	MET
3	N	380	PHE
3	N	397	ILE
3	N	399	GLU
3	N	414	GLN
3	O	7	TYR
3	O	11	LEU
3	O	16	LEU
3	O	17	ILE
3	O	27	MET
3	O	30	VAL
3	O	42	GLU
3	O	46	LEU
3	O	56	ARG
3	O	71	SER
3	O	78	SER
3	O	94	TYR
3	O	98	LEU
3	O	118	MET
3	O	158	SER
3	O	166	TYR
3	O	168	LYS
3	O	174	ASP
3	O	192	SER
3	O	200	MET
3	O	203	PHE
3	O	207	MET
3	O	210	LEU
3	O	255	PHE
3	O	267	TYR
3	O	269	LEU
3	O	270	ASN
3	O	333	LYS
3	O	356	MET
3	O	380	PHE
3	O	397	ILE
3	O	399	GLU
3	O	414	GLN
3	P	7	TYR
3	P	11	LEU
3	P	16	LEU
3	P	17	ILE

Continued on next page...

Continued from previous page...

Mol	Chain	Res	Type
3	P	27	MET
3	P	30	VAL
3	P	42	GLU
3	P	46	LEU
3	P	56	ARG
3	P	71	SER
3	P	78	SER
3	P	94	TYR
3	P	98	LEU
3	P	118	MET
3	P	158	SER
3	P	166	TYR
3	P	168	LYS
3	P	174	ASP
3	P	192	SER
3	P	200	MET
3	P	203	PHE
3	P	207	MET
3	P	210	LEU
3	P	255	PHE
3	P	267	TYR
3	P	269	LEU
3	P	270	ASN
3	P	333	LYS
3	P	356	MET
3	P	380	PHE
3	P	397	ILE
3	P	399	GLU
3	P	414	GLN
4	Q	3	ARG
4	Q	4	PHE
4	Q	8	PHE
4	Q	11	GLN
4	Q	14	LEU
4	Q	16	LEU
4	Q	30	LYS
4	Q	57	VAL
4	Q	59	TYR
4	Q	66	TYR
4	Q	76	ASN
4	Q	83	LEU
4	Q	86	ARG

Continued on next page...

Continued from previous page...

Mol	Chain	Res	Type
4	Q	97	SER
4	Q	99	CYS
4	Q	107	PHE
4	Q	117	PHE
4	Q	125	ASP
3	R	7	TYR
3	R	11	LEU
3	R	16	LEU
3	R	17	ILE
3	R	27	MET
3	R	30	VAL
3	R	42	GLU
3	R	46	LEU
3	R	56	ARG
3	R	71	SER
3	R	78	SER
3	R	94	TYR
3	R	98	LEU
3	R	118	MET
3	R	158	SER
3	R	166	TYR
3	R	168	LYS
3	R	174	ASP
3	R	192	SER
3	R	200	MET
3	R	203	PHE
3	R	207	MET
3	R	210	LEU
3	R	255	PHE
3	R	267	TYR
3	R	269	LEU
3	R	270	ASN
3	R	333	LYS
3	R	356	MET
3	R	380	PHE
3	R	397	ILE
3	R	399	GLU
3	R	414	GLN
4	S	3	ARG
4	S	4	PHE
4	S	8	PHE
4	S	11	GLN

Continued on next page...

Continued from previous page...

Mol	Chain	Res	Type
4	S	14	LEU
4	S	16	LEU
4	S	30	LYS
4	S	57	VAL
4	S	59	TYR
4	S	66	TYR
4	S	76	ASN
4	S	83	LEU
4	S	86	ARG
4	S	97	SER
4	S	99	CYS
4	S	107	PHE
4	S	117	PHE
4	S	125	ASP
4	T	3	ARG
4	T	4	PHE
4	T	8	PHE
4	T	11	GLN
4	T	14	LEU
4	T	16	LEU
4	T	30	LYS
4	T	57	VAL
4	T	59	TYR
4	T	66	TYR
4	T	76	ASN
4	T	83	LEU
4	T	86	ARG
4	T	97	SER
4	T	99	CYS
4	T	107	PHE
4	T	117	PHE
4	T	125	ASP
4	U	3	ARG
4	U	4	PHE
4	U	8	PHE
4	U	11	GLN
4	U	14	LEU
4	U	16	LEU
4	U	30	LYS
4	U	57	VAL
4	U	59	TYR
4	U	66	TYR

Continued on next page...

Continued from previous page...

Mol	Chain	Res	Type
4	U	76	ASN
4	U	83	LEU
4	U	86	ARG
4	U	97	SER
4	U	99	CYS
4	U	107	PHE
4	U	117	PHE
4	U	125	ASP
3	V	7	TYR
3	V	11	LEU
3	V	16	LEU
3	V	17	ILE
3	V	27	MET
3	V	30	VAL
3	V	42	GLU
3	V	46	LEU
3	V	56	ARG
3	V	71	SER
3	V	78	SER
3	V	94	TYR
3	V	98	LEU
3	V	118	MET
3	V	158	SER
3	V	166	TYR
3	V	168	LYS
3	V	174	ASP
3	V	192	SER
3	V	200	MET
3	V	203	PHE
3	V	207	MET
3	V	210	LEU
3	V	255	PHE
3	V	267	TYR
3	V	269	LEU
3	V	270	ASN
3	V	333	LYS
3	V	356	MET
3	V	380	PHE
3	V	397	ILE
3	V	399	GLU
3	V	414	GLN
4	W	3	ARG

Continued on next page...

Continued from previous page...

Mol	Chain	Res	Type
4	W	4	PHE
4	W	8	PHE
4	W	11	GLN
4	W	14	LEU
4	W	16	LEU
4	W	30	LYS
4	W	57	VAL
4	W	59	TYR
4	W	66	TYR
4	W	76	ASN
4	W	83	LEU
4	W	86	ARG
4	W	97	SER
4	W	99	CYS
4	W	107	PHE
4	W	117	PHE
4	W	125	ASP
4	X	3	ARG
4	X	4	PHE
4	X	8	PHE
4	X	11	GLN
4	X	14	LEU
4	X	16	LEU
4	X	30	LYS
4	X	57	VAL
4	X	59	TYR
4	X	66	TYR
4	X	76	ASN
4	X	83	LEU
4	X	86	ARG
4	X	97	SER
4	X	99	CYS
4	X	107	PHE
4	X	117	PHE
4	X	125	ASP

Some sidechains can be flipped to improve hydrogen bonding and reduce clashes. All (215) such sidechains are listed below:

Mol	Chain	Res	Type
1	A	20	GLN
1	A	43	ASN
1	A	67	GLN

Continued on next page...

Continued from previous page...

Mol	Chain	Res	Type
1	A	100	HIS
1	A	105	ASN
1	A	113	HIS
1	A	150	ASN
1	A	163	HIS
1	A	187	ASN
1	A	188	HIS
1	A	211	HIS
1	A	235	HIS
1	A	311	ASN
1	A	374	ASN
1	A	377	ASN
1	A	443	GLN
1	A	469	GLN
1	A	542	ASN
1	A	567	ASN
2	B	59	GLN
2	B	75	ASN
2	B	99	ASN
2	B	152	ASN
2	B	195	ASN
2	B	350	ASN
2	B	400	GLN
2	B	481	GLN
1	C	20	GLN
1	C	43	ASN
1	C	67	GLN
1	C	100	HIS
1	C	105	ASN
1	C	113	HIS
1	C	150	ASN
1	C	163	HIS
1	C	187	ASN
1	C	188	HIS
1	C	211	HIS
1	C	235	HIS
1	C	311	ASN
1	C	374	ASN
1	C	377	ASN
1	C	443	GLN
1	C	469	GLN
1	C	567	ASN

Continued on next page...

Continued from previous page...

Mol	Chain	Res	Type
2	D	56	ASN
2	D	59	GLN
2	D	75	ASN
2	D	99	ASN
2	D	152	ASN
2	D	195	ASN
2	D	350	ASN
2	D	400	GLN
2	D	461	ASN
2	D	481	GLN
1	E	20	GLN
1	E	43	ASN
1	E	67	GLN
1	E	100	HIS
1	E	105	ASN
1	E	113	HIS
1	E	150	ASN
1	E	163	HIS
1	E	187	ASN
1	E	188	HIS
1	E	211	HIS
1	E	235	HIS
1	E	311	ASN
1	E	374	ASN
1	E	377	ASN
1	E	443	GLN
1	E	469	GLN
1	E	567	ASN
2	F	56	ASN
2	F	59	GLN
2	F	75	ASN
2	F	99	ASN
2	F	152	ASN
2	F	195	ASN
2	F	350	ASN
2	F	400	GLN
2	F	481	GLN
1	G	20	GLN
1	G	43	ASN
1	G	67	GLN
1	G	100	HIS
1	G	105	ASN

Continued on next page...

Continued from previous page...

Mol	Chain	Res	Type
1	G	113	HIS
1	G	150	ASN
1	G	163	HIS
1	G	187	ASN
1	G	188	HIS
1	G	211	HIS
1	G	235	HIS
1	G	311	ASN
1	G	374	ASN
1	G	377	ASN
1	G	443	GLN
1	G	469	GLN
1	G	567	ASN
2	H	59	GLN
2	H	75	ASN
2	H	99	ASN
2	H	152	ASN
2	H	195	ASN
2	H	350	ASN
2	H	400	GLN
2	H	481	GLN
1	I	20	GLN
1	I	43	ASN
1	I	67	GLN
1	I	100	HIS
1	I	105	ASN
1	I	113	HIS
1	I	150	ASN
1	I	163	HIS
1	I	187	ASN
1	I	188	HIS
1	I	211	HIS
1	I	235	HIS
1	I	311	ASN
1	I	374	ASN
1	I	377	ASN
1	I	443	GLN
1	I	469	GLN
1	I	567	ASN
2	J	56	ASN
2	J	59	GLN
2	J	75	ASN

Continued on next page...

Continued from previous page...

Mol	Chain	Res	Type
2	J	99	ASN
2	J	152	ASN
2	J	195	ASN
2	J	350	ASN
2	J	400	GLN
2	J	461	ASN
2	J	481	GLN
1	K	20	GLN
1	K	43	ASN
1	K	67	GLN
1	K	100	HIS
1	K	105	ASN
1	K	113	HIS
1	K	150	ASN
1	K	163	HIS
1	K	187	ASN
1	K	188	HIS
1	K	211	HIS
1	K	235	HIS
1	K	311	ASN
1	K	374	ASN
1	K	377	ASN
1	K	443	GLN
1	K	469	GLN
1	K	567	ASN
2	L	56	ASN
2	L	59	GLN
2	L	75	ASN
2	L	99	ASN
2	L	152	ASN
2	L	195	ASN
2	L	350	ASN
2	L	400	GLN
2	L	481	GLN
3	M	188	ASN
3	M	270	ASN
3	M	308	ASN
3	M	313	HIS
3	M	415	ASN
3	N	270	ASN
3	N	308	ASN
3	N	313	HIS

Continued on next page...

Continued from previous page...

Mol	Chain	Res	Type
3	N	415	ASN
3	O	188	ASN
3	O	270	ASN
3	O	308	ASN
3	O	313	HIS
3	O	415	ASN
3	P	270	ASN
3	P	308	ASN
3	P	313	HIS
3	P	415	ASN
4	Q	11	GLN
4	Q	76	ASN
4	Q	85	HIS
4	Q	142	GLN
3	R	188	ASN
3	R	270	ASN
3	R	308	ASN
3	R	313	HIS
3	R	415	ASN
4	S	11	GLN
4	S	76	ASN
4	S	85	HIS
4	S	142	GLN
4	T	11	GLN
4	T	76	ASN
4	T	85	HIS
4	T	142	GLN
4	U	11	GLN
4	U	76	ASN
4	U	85	HIS
4	U	142	GLN
3	V	188	ASN
3	V	270	ASN
3	V	308	ASN
3	V	313	HIS
3	V	415	ASN
4	W	11	GLN
4	W	76	ASN
4	W	85	HIS
4	W	142	GLN
4	X	11	GLN
4	X	76	ASN

Continued on next page...

Continued from previous page...

Mol	Chain	Res	Type
4	X	85	HIS
4	X	142	GLN

5.3.3 RNA [i](#)

There are no RNA molecules in this entry.

5.4 Non-standard residues in protein, DNA, RNA chains [i](#)

There are no non-standard protein/DNA/RNA residues in this entry.

5.5 Carbohydrates [i](#)

There are no carbohydrates in this entry.

5.6 Ligand geometry [i](#)

There are no ligands in this entry.

5.7 Other polymers [i](#)

There are no such residues in this entry.

5.8 Polymer linkage issues [i](#)

There are no chain breaks in this entry.

6 Fit of model and data ⓘ

6.1 Protein, DNA and RNA chains ⓘ

EDS was not executed - this section will therefore be empty.

6.2 Non-standard residues in protein, DNA, RNA chains ⓘ

EDS was not executed - this section will therefore be empty.

6.3 Carbohydrates ⓘ

EDS was not executed - this section will therefore be empty.

6.4 Ligands ⓘ

EDS was not executed - this section will therefore be empty.

6.5 Other polymers ⓘ

EDS was not executed - this section will therefore be empty.