



Full wwPDB X-ray Structure Validation Report ⓘ

Feb 1, 2016 – 02:08 PM GMT

PDB ID : 3W97
Title : Crystal Structure of Human Nucleosome Core Particle lacking H2B N-terminal region
Authors : Iwasaki, W.; Miya, Y.; Horikoshi, N.; Osakabe, A.; Tachiwana, H.; Shibata, T.; Kagawa, W.; Kurumizaka, H.
Deposited on : 2013-04-01
Resolution : 3.20 Å(reported)

This is a Full wwPDB X-ray Structure Validation Report for a publicly released PDB entry.
We welcome your comments at validation@mail.wwpdb.org
A user guide is available at
<http://wwpdb.org/validation/2016/XrayValidationReportHelp>
with specific help available everywhere you see the ⓘ symbol.

The following versions of software and data (see [references ⓘ](#)) were used in the production of this report:

MolProbity : 4.02b-467
Mogul : 1.7 (RC4), CSD as536be (2015)
Xtriage (Phenix) : 1.9-1692
EDS : rb-20026688
Percentile statistics : 20151230.v01 (using entries in the PDB archive December 30th 2015)
Refmac : 5.8.0135
CCP4 : 6.5.0
Ideal geometry (proteins) : Engh & Huber (2001)
Ideal geometry (DNA, RNA) : Parkinson et al. (1996)
Validation Pipeline (wwPDB-VP) : trunk26865

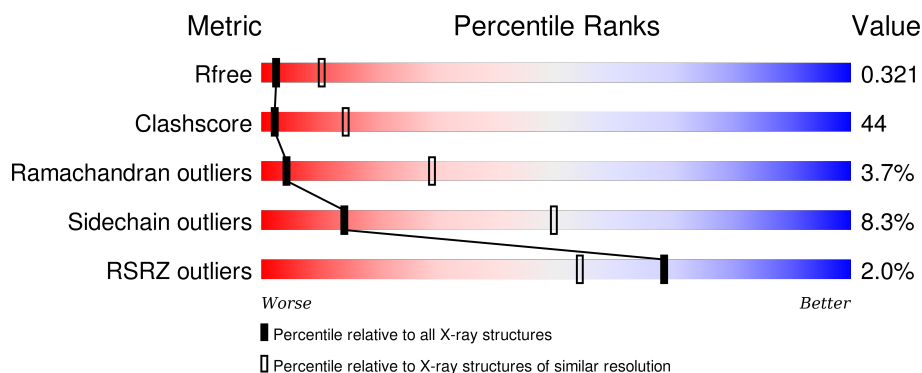
1 Overall quality at a glance

The following experimental techniques were used to determine the structure:

X-RAY DIFFRACTION

The reported resolution of this entry is 3.20 Å.

Percentile scores (ranging between 0-100) for global validation metrics of the entry are shown in the following graphic. The table shows the number of entries on which the scores are based.








Metric	Whole archive (#Entries)	Similar resolution (#Entries, resolution range(Å))
R_{free}	91344	1124 (3.24-3.16)
Clashscore	102246	1024 (3.22-3.18)
Ramachandran outliers	100387	1004 (3.22-3.18)
Sidechain outliers	100360	1003 (3.22-3.18)
RSRZ outliers	91569	1129 (3.24-3.16)

The table below summarises the geometric issues observed across the polymeric chains and their fit to the electron density. The red, orange, yellow and green segments on the lower bar indicate the fraction of residues that contain outliers for ≥ 3 , 2, 1 and 0 types of geometric quality criteria. A grey segment represents the fraction of residues that are not modelled. The numeric value for each fraction is indicated below the corresponding segment, with a dot representing fractions $\leq 5\%$. The upper red bar (where present) indicates the fraction of residues that have poor fit to the electron density. The numeric value is given above the bar.

Mol	Chain	Length	Quality of chain
1	A	139	
1	E	139	
2	B	106	
2	F	106	
3	C	133	

Continued on next page...

Continued from previous page...

Mol	Chain	Length	Quality of chain
3	G	133	
4	D	105	
4	H	105	
5	I	146	
5	J	146	

2 Entry composition

There are 6 unique types of molecules in this entry. The entry contains 11949 atoms, of which 0 are hydrogens and 0 are deuteriums.

In the tables below, the ZeroOcc column contains the number of atoms modelled with zero occupancy, the AltConf column contains the number of residues with at least one atom in alternate conformation and the Trace column contains the number of residues modelled with at most 2 atoms.

- Molecule 1 is a protein called Histone H3.1.

Mol	Chain	Residues	Atoms					ZeroOcc	AltConf	Trace
1	A	97	Total	C	N	O	S	0	0	0
			801	505	155	137	4			
1	E	99	Total	C	N	O	S	0	0	0
			816	514	158	140	4			

There are 6 discrepancies between the modelled and reference sequences:

Chain	Residue	Modelled	Actual	Comment	Reference
A	-3	GLY	-	EXPRESSION TAG	UNP P68431
A	-2	SER	-	EXPRESSION TAG	UNP P68431
A	-1	HIS	-	EXPRESSION TAG	UNP P68431
E	-3	GLY	-	EXPRESSION TAG	UNP P68431
E	-2	SER	-	EXPRESSION TAG	UNP P68431
E	-1	HIS	-	EXPRESSION TAG	UNP P68431

- Molecule 2 is a protein called Histone H4.

Mol	Chain	Residues	Atoms					ZeroOcc	AltConf	Trace
2	B	78	Total	C	N	O	S	0	0	0
			619	391	120	107	1			
2	F	84	Total	C	N	O	S	0	0	0
			673	424	133	115	1			

There are 6 discrepancies between the modelled and reference sequences:

Chain	Residue	Modelled	Actual	Comment	Reference
B	-3	GLY	-	EXPRESSION TAG	UNP P62805
B	-2	SER	-	EXPRESSION TAG	UNP P62805
B	-1	HIS	-	EXPRESSION TAG	UNP P62805
F	-3	GLY	-	EXPRESSION TAG	UNP P62805
F	-2	SER	-	EXPRESSION TAG	UNP P62805
F	-1	HIS	-	EXPRESSION TAG	UNP P62805

- Molecule 3 is a protein called Histone H2A type 1-B/E.

Mol	Chain	Residues	Atoms				ZeroOcc	AltConf	Trace
3	C	106	Total	C	N	O	0	0	0
			819	517	160	142			
3	G	103	Total	C	N	O	0	0	0
			796	502	155	139			

There are 6 discrepancies between the modelled and reference sequences:

Chain	Residue	Modelled	Actual	Comment	Reference
C	-3	GLY	-	EXPRESSION TAG	UNP P04908
C	-2	SER	-	EXPRESSION TAG	UNP P04908
C	-1	HIS	-	EXPRESSION TAG	UNP P04908
G	-3	GLY	-	EXPRESSION TAG	UNP P04908
G	-2	SER	-	EXPRESSION TAG	UNP P04908
G	-1	HIS	-	EXPRESSION TAG	UNP P04908

- Molecule 4 is a protein called Histone H2B type 1-J.

Mol	Chain	Residues	Atoms					ZeroOcc	AltConf	Trace
4	D	93	Total	C	N	O	S	0	0	0
			725	456	130	137	2			
4	H	92	Total	C	N	O	S	0	0	0
			719	453	129	135	2			

There are 8 discrepancies between the modelled and reference sequences:

Chain	Residue	Modelled	Actual	Comment	Reference
D	21	GLY	-	EXPRESSION TAG	UNP P06899
D	22	SER	-	EXPRESSION TAG	UNP P06899
D	23	HIS	-	EXPRESSION TAG	UNP P06899
D	24	MET	-	EXPRESSION TAG	UNP P06899
H	21	GLY	-	EXPRESSION TAG	UNP P06899
H	22	SER	-	EXPRESSION TAG	UNP P06899
H	23	HIS	-	EXPRESSION TAG	UNP P06899
H	24	MET	-	EXPRESSION TAG	UNP P06899

- Molecule 5 is a DNA chain called 146-mer DNA.

Mol	Chain	Residues	Atoms					ZeroOcc	AltConf	Trace
5	I	146	Total	C	N	O	P	0	0	0
			2990	1431	540	874	145			

Continued on next page...

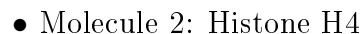
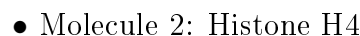
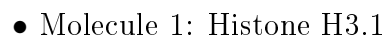
Continued from previous page...

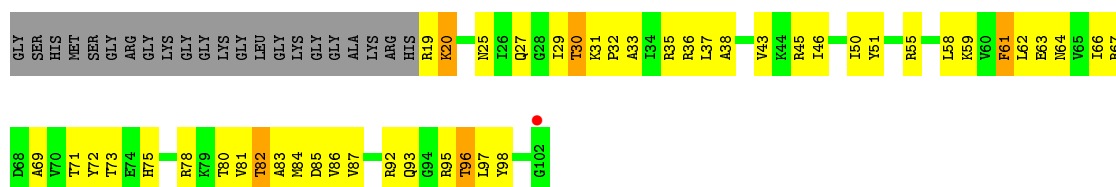
Mol	Chain	Residues	Atoms					ZeroOcc	AltConf	Trace
5	J	146	Total	C	N	O	P	0	0	0
			2990	1431	540	874	145			

- Molecule 6 is MANGANESE (II) ION (three-letter code: MN) (formula: Mn).

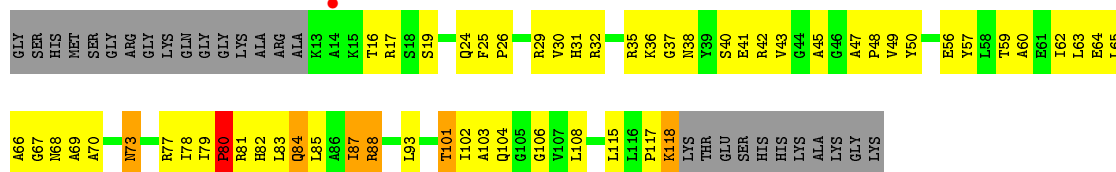
Mol	Chain	Residues	Atoms		ZeroOcc	AltConf
6	E	1	Total	Mn	0	0
			1	1		

- Molecule 1: Histone H3.1

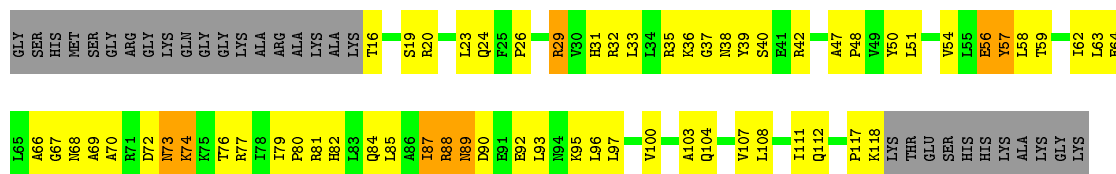




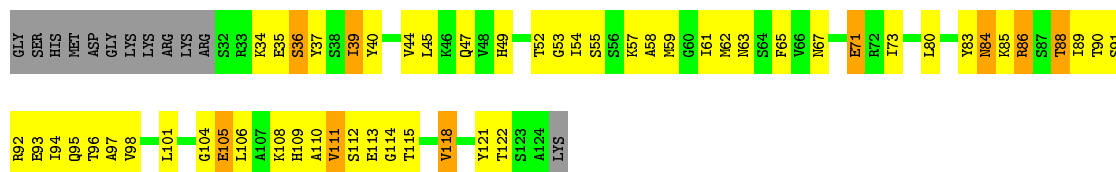
• Molecule 3: Histone H2A type 1-B/E



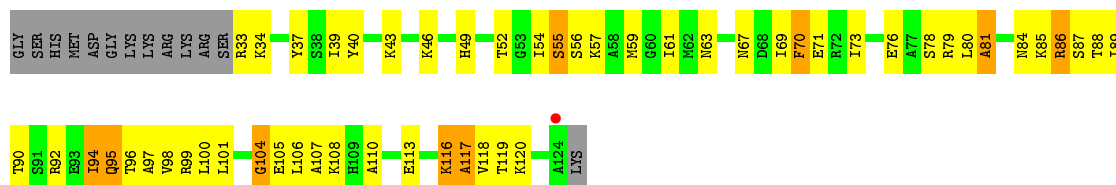
• Molecule 3: Histone H2A type 1-B/E



• Molecule 4: Histone H2B type 1-J

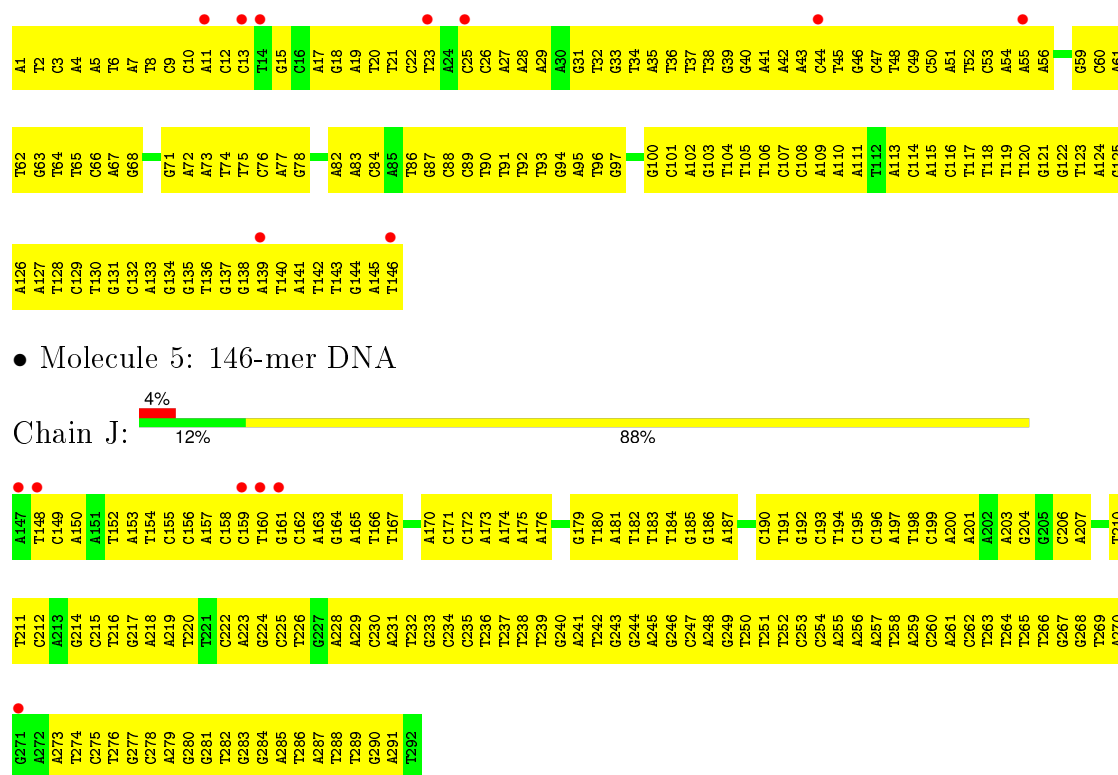


• Molecule 4: Histone H2B type 1-J



• Molecule 5: 146-mer DNA





4 Data and refinement statistics

Property	Value	Source
Space group	P 21 21 21	Depositor
Cell constants a, b, c, α , β , γ	105.84Å 109.73Å 175.41Å 90.00° 90.00° 90.00°	Depositor
Resolution (Å)	48.71 – 3.20 48.71 – 3.20	Depositor EDS
% Data completeness (in resolution range)	98.2 (48.71-3.20) 98.3 (48.71-3.20)	Depositor EDS
R_{merge}	(Not available)	Depositor
R_{sym}	0.10	Depositor
$\langle I/\sigma(I) \rangle$ ¹	3.77 (at 3.19Å)	Xtriage
Refinement program	CNS 1.2	Depositor
R, R_{free}	0.269 , 0.321 0.270 , 0.321	Depositor DCC
R_{free} test set	1703 reflections (5.06%)	DCC
Wilson B-factor (Å ²)	81.3	Xtriage
Anisotropy	0.973	Xtriage
Bulk solvent k_{sol} (e/Å ³), B_{sol} (Å ²)	0.27 , 61.8	EDS
Estimated twinning fraction	0.028 for k,h,-l	Xtriage
L-test for twinning ²	$\langle L \rangle = 0.46$, $\langle L^2 \rangle = 0.29$	Xtriage
Outliers	0 of 33669 reflections	Xtriage
F_o, F_c correlation	0.92	EDS
Total number of atoms	11949	wwPDB-VP
Average B, all atoms (Å ²)	122.0	wwPDB-VP

Xtriage's analysis on translational NCS is as follows: *The largest off-origin peak in the Patterson function is 3.27% of the height of the origin peak. No significant pseudotranslation is detected.*

¹Intensities estimated from amplitudes.

²Theoretical values of $\langle |L| \rangle$, $\langle L^2 \rangle$ for acentric reflections are 0.5, 0.375 respectively for untwinned datasets, and 0.333, 0.2 for perfectly twinned datasets.

5 Model quality

5.1 Standard geometry

Bond lengths and bond angles in the following residue types are not validated in this section: MN

The Z score for a bond length (or angle) is the number of standard deviations the observed value is removed from the expected value. A bond length (or angle) with $|Z| > 5$ is considered an outlier worth inspection. RMSZ is the root-mean-square of all Z scores of the bond lengths (or angles).

Mol	Chain	Bond lengths		Bond angles	
		RMSZ	# $ Z > 5$	RMSZ	# $ Z > 5$
1	A	0.48	0/813	0.71	0/1090
1	E	0.52	0/828	0.75	0/1109
2	B	0.46	0/626	0.71	0/837
2	F	0.53	0/680	0.75	0/908
3	C	0.47	0/829	0.75	0/1118
3	G	0.44	0/806	0.67	0/1089
4	D	0.49	0/736	0.70	0/990
4	H	0.46	0/730	0.71	0/982
5	I	0.48	0/3354	0.81	0/5175
5	J	0.46	0/3354	0.81	0/5175
All	All	0.48	0/12756	0.77	0/18473

There are no bond length outliers.

There are no bond angle outliers.

There are no chirality outliers.

There are no planarity outliers.

5.2 Too-close contacts

In the following table, the Non-H and H(model) columns list the number of non-hydrogen atoms and hydrogen atoms in the chain respectively. The H(added) column lists the number of hydrogen atoms added and optimized by MolProbity. The Clashes column lists the number of clashes within the asymmetric unit, whereas Symm-Clashes lists symmetry related clashes.

Mol	Chain	Non-H	H(model)	H(added)	Clashes	Symm-Clashes
1	A	801	0	839	85	0
1	E	816	0	856	98	0
2	B	619	0	659	69	0

Continued on next page...

Continued from previous page...

Mol	Chain	Non-H	H(model)	H(added)	Clashes	Symm-Clashes
2	F	673	0	722	71	0
3	C	819	0	879	90	0
3	G	796	0	848	76	0
4	D	725	0	745	70	0
4	H	719	0	740	62	0
5	I	2990	0	1652	226	0
5	J	2990	0	1652	269	0
6	E	1	0	0	0	0
All	All	11949	0	9592	945	0

The all-atom clashscore is defined as the number of clashes found per 1000 atoms (including hydrogen atoms). The all-atom clashscore for this structure is 44.

All (945) close contacts within the same asymmetric unit are listed below, sorted by their clash magnitude.

Atom-1	Atom-2	Interatomic distance (Å)	Clash overlap (Å)
5:J:264:DT:H2''	5:J:265:DT:H5'	1.29	1.14
5:I:50:DC:H2''	5:I:51:DA:H5'	1.24	1.14
5:J:241:DA:H2''	5:J:242:DT:H5'	1.15	1.12
3:C:42:ARG:HG3	4:D:88:THR:HB	1.31	1.11
5:I:101:DC:H2''	5:I:102:DA:H5'	1.23	1.10
1:A:60:LEU:H	1:A:60:LEU:HD23	1.16	1.10
5:J:250:DT:H2''	5:J:251:DT:H5''	1.29	1.08
5:I:36:DT:H2''	5:I:37:DT:H5''	1.29	1.08
5:I:134:DG:H2''	5:I:135:DG:H5'	1.36	1.08
5:I:128:DT:H2''	5:I:129:DC:H5'	1.34	1.07
5:I:132:DC:H2''	5:I:133:DA:H5'	1.36	1.07
5:I:19:DA:H2''	5:I:20:DT:H5'	1.37	1.06
5:J:238:DT:H2''	5:J:239:DT:H5'	1.37	1.05
5:J:152:DT:H2''	5:J:153:DA:H5''	1.35	1.05
5:J:152:DT:C2'	5:J:153:DA:H5''	1.87	1.05
5:J:211:DT:H2''	5:J:212:DC:H5'	1.37	1.04
5:J:248:DA:H2''	5:J:249:DG:H5''	1.41	1.02
5:I:83:DA:H2''	5:I:84:DC:H5'	1.41	1.02
5:J:248:DA:H2''	5:J:249:DG:C5'	1.90	1.01
5:J:155:DC:H2''	5:J:156:DC:H5'	1.41	1.01
5:I:42:DA:H2''	5:I:43:DA:H5'	1.42	1.00
1:E:76:GLN:HA	1:E:76:GLN:HE21	1.25	0.98
2:B:92:ARG:HB3	2:B:92:ARG:NH1	1.78	0.98
1:E:134:ARG:NH1	1:E:134:ARG:HB3	1.79	0.97
1:E:134:ARG:HH11	1:E:134:ARG:HB3	1.27	0.96

Continued on next page...

Continued from previous page...

Atom-1	Atom-2	Interatomic distance (Å)	Clash overlap (Å)
5:J:285:DA:H1'	5:J:286:DT:H5''	1.48	0.95
5:I:91:DT:H2''	5:I:92:DT:H5'	1.47	0.95
5:J:206:DC:H2''	5:J:207:DA:C8	2.01	0.95
2:F:30:THR:HB	2:F:32:PRO:HD2	1.50	0.94
5:J:267:DG:H2''	5:J:268:DG:OP2	1.64	0.94
5:I:2:DT:H2''	5:I:3:DC:H5''	1.48	0.94
5:I:104:DT:H2''	5:I:105:DT:H5'	1.49	0.93
3:C:104:GLN:HA	3:C:104:GLN:HE21	1.34	0.92
5:J:229:DA:H1'	5:J:230:DC:H5''	1.52	0.92
5:J:236:DT:H2''	5:J:237:DT:H72	1.52	0.92
5:I:36:DT:C2'	5:I:37:DT:H5''	1.99	0.92
1:E:118:THR:OG1	2:F:45:ARG:HD3	1.67	0.92
5:J:175:DA:H2''	5:J:176:DA:C8	2.05	0.91
5:I:108:DC:H2''	5:I:109:DA:C8	2.05	0.90
5:I:53:DC:H1'	5:I:54:DA:H5'	1.53	0.89
3:C:104:GLN:HA	3:C:104:GLN:NE2	1.86	0.89
1:E:60:LEU:HD13	1:E:93:GLN:HG2	1.53	0.89
5:I:141:DA:H1'	5:I:142:DT:H5''	1.55	0.88
5:I:74:DT:H2''	5:I:75:DT:H5'	1.54	0.87
4:D:37:TYR:HE2	4:D:67:ASN:ND2	1.71	0.87
5:J:231:DA:H2''	5:J:232:DT:OP2	1.74	0.87
2:F:19:ARG:HG3	2:F:20:LYS:H	1.38	0.87
1:E:46:VAL:HG22	1:E:49:ARG:NH2	1.89	0.86
5:J:241:DA:H2''	5:J:242:DT:C5'	2.03	0.86
1:A:60:LEU:N	1:A:60:LEU:HD23	1.91	0.86
1:E:76:GLN:HA	1:E:76:GLN:NE2	1.91	0.86
5:J:262:DC:H2''	5:J:263:DT:H5'	1.59	0.85
3:C:24:GLN:NE2	3:C:24:GLN:HA	1.91	0.85
5:I:101:DC:H2''	5:I:102:DA:C5'	2.04	0.85
5:J:152:DT:C3'	5:J:153:DA:H5''	2.06	0.85
5:J:183:DT:H2''	5:J:184:DT:H5'	1.58	0.84
3:C:29:ARG:HH21	4:D:35:GLU:HB2	1.39	0.84
4:D:37:TYR:H	4:D:63:ASN:HD21	1.26	0.84
1:A:54:TYR:OH	2:B:36:ARG:HD2	1.76	0.83
4:H:39:ILE:H	4:H:39:ILE:HD12	1.43	0.83
2:B:92:ARG:HB3	2:B:92:ARG:HH11	1.42	0.83
1:E:61:LEU:HD13	2:F:36:ARG:HB3	1.58	0.83
3:G:79:ILE:HG12	3:G:82:HIS:ND1	1.94	0.83
5:J:153:DA:H1'	5:J:154:DT:H5''	1.58	0.83
5:J:264:DT:H2''	5:J:265:DT:C5'	2.07	0.82
5:I:113:DA:H2''	5:I:114:DC:O5'	1.79	0.82

Continued on next page...

Continued from previous page...

Atom-1	Atom-2	Interatomic distance (Å)	Clash overlap (Å)
5:J:250:DT:C2'	5:J:251:DT:H5''	2.09	0.82
5:J:179:DG:H1'	5:J:180:DT:H5''	1.59	0.82
5:I:136:DT:H2''	5:I:137:DG:C8	2.15	0.82
5:J:250:DT:H2''	5:J:251:DT:C5'	2.08	0.82
5:J:182:DT:H2''	5:J:183:DT:H5''	1.62	0.82
1:A:65:LEU:HD23	1:A:69:ARG:NH2	1.95	0.81
5:I:64:DT:H2''	5:I:65:DT:H5'	1.61	0.81
5:J:155:DC:C2'	5:J:156:DC:H5'	2.10	0.80
5:I:43:DA:H2''	5:I:44:DC:H5''	1.64	0.80
5:I:89:DC:H2''	5:I:90:DT:H71	1.61	0.80
4:H:88:THR:HG22	5:J:186:DG:OP1	1.80	0.80
5:J:173:DA:H2''	5:J:174:DA:C8	2.17	0.79
5:J:259:DA:H2''	5:J:260:DC:C5'	2.12	0.79
1:A:59:GLU:OE2	1:A:59:GLU:N	2.16	0.79
1:A:63:ARG:O	1:A:66:PRO:HD2	1.82	0.79
5:J:248:DA:C2'	5:J:249:DG:H5''	2.13	0.79
5:J:255:DA:H2''	5:J:256:DA:OP2	1.80	0.79
1:E:73:GLU:OE1	2:F:25:ASN:HB2	1.81	0.79
5:I:118:DT:H5'	5:I:118:DT:H6	1.46	0.79
2:B:78:ARG:HB2	2:B:78:ARG:HH11	1.46	0.79
1:E:41:TYR:OH	5:I:7:DA:H5'	1.83	0.79
1:E:37:LYS:HB2	1:E:38:PRO:C	2.04	0.79
3:C:31:HIS:CD2	3:C:48:PRO:HG2	2.19	0.78
3:G:31:HIS:O	3:G:35:ARG:HG2	1.83	0.78
4:D:37:TYR:HE2	4:D:67:ASN:HD21	1.31	0.78
5:I:2:DT:H2''	5:I:3:DC:C5'	2.12	0.78
5:I:20:DT:H1'	5:I:21:DT:H5''	1.64	0.78
5:J:241:DA:C2'	5:J:242:DT:H5'	2.07	0.78
5:J:248:DA:H2''	5:J:249:DG:H5'	1.66	0.77
3:C:26:PRO:O	3:C:30:VAL:HG23	1.83	0.77
3:C:102:ILE:HD12	3:C:102:ILE:N	1.98	0.77
2:F:75:HIS:CD2	4:H:96:THR:HG21	2.18	0.77
2:F:83:ALA:O	2:F:87:VAL:HG23	1.83	0.77
5:I:139:DA:H2''	5:I:140:DT:H5'	1.64	0.77
5:J:199:DC:H2''	5:J:200:DA:H5'	1.65	0.77
2:F:31:LYS:N	2:F:32:PRO:HD2	2.00	0.76
5:I:104:DT:H2''	5:I:105:DT:C5'	2.16	0.76
5:I:131:DG:H2''	5:I:132:DC:C6	2.20	0.76
1:A:63:ARG:NH1	5:I:60:DC:H5''	2.01	0.76
5:J:158:DC:H2''	5:J:159:DC:H5'	1.68	0.76
5:J:211:DT:C2'	5:J:212:DC:H5'	2.15	0.75

Continued on next page...

Continued from previous page...

Atom-1	Atom-2	Interatomic distance (Å)	Clash overlap (Å)
5:J:170:DA:H1'	5:J:171:DC:H5''	1.67	0.75
2:F:64:ASN:HA	2:F:67:ARG:NH1	1.99	0.75
5:J:174:DA:H2''	5:J:175:DA:H5''	1.66	0.75
2:B:78:ARG:HH11	2:B:78:ARG:CB	1.98	0.75
5:J:275:DC:H2'	5:J:276:DT:H71	1.68	0.75
5:I:132:DC:C2'	5:I:133:DA:H5'	2.15	0.75
1:A:54:TYR:CZ	2:B:36:ARG:HD2	2.21	0.75
5:J:280:DG:H1'	5:J:281:DG:H5''	1.68	0.75
5:I:50:DC:H2''	5:I:51:DA:C5'	2.10	0.75
5:J:190:DC:H2''	5:J:191:DT:H5'	1.69	0.75
5:J:274:DT:H1'	5:J:275:DC:H5''	1.67	0.75
3:C:118:LYS:O	3:C:118:LYS:HE2	1.86	0.75
3:G:81:ARG:O	3:G:85:LEU:HG	1.87	0.75
5:I:52:DT:H2''	5:I:53:DC:OP2	1.85	0.74
3:C:24:GLN:HE21	3:C:24:GLN:HA	1.49	0.74
1:A:49:ARG:HD2	5:J:155:DC:P	2.27	0.74
5:I:5:DA:H1'	5:I:6:DT:H5''	1.68	0.74
2:F:19:ARG:HG3	2:F:20:LYS:N	2.03	0.74
5:I:89:DC:H2''	5:I:90:DT:C7	2.18	0.73
5:I:3:DC:H2''	5:I:4:DA:C8	2.23	0.73
2:B:82:THR:HG23	2:B:85:ASP:OD1	1.88	0.73
2:B:39:ARG:HG2	2:B:39:ARG:HH11	1.53	0.73
2:B:27:GLN:HA	2:B:27:GLN:HE21	1.52	0.73
5:J:172:DC:H2''	5:J:173:DA:C8	2.24	0.73
1:E:60:LEU:HD22	1:E:97:GLU:HG3	1.71	0.73
1:E:92:LEU:HD21	2:F:86:VAL:HG22	1.70	0.72
5:I:131:DG:H2''	5:I:132:DC:C5	2.25	0.72
1:E:76:GLN:HE21	1:E:76:GLN:CA	1.99	0.72
5:J:184:DT:H2''	5:J:185:DG:C8	2.24	0.72
5:J:183:DT:H2''	5:J:184:DT:C5'	2.20	0.72
5:J:246:DG:H2''	5:J:247:DC:H5'	1.71	0.72
2:F:31:LYS:HG3	2:F:51:TYR:CD1	2.24	0.71
5:J:152:DT:H2''	5:J:153:DA:C5'	2.18	0.71
5:J:260:DC:H2''	5:J:261:DA:C8	2.25	0.71
3:C:104:GLN:HE21	3:C:104:GLN:CA	1.99	0.71
4:H:39:ILE:H	4:H:39:ILE:CD1	2.04	0.71
3:C:29:ARG:NH2	4:D:35:GLU:HB2	2.05	0.71
3:C:102:ILE:H	3:C:102:ILE:HD12	1.54	0.71
5:J:198:DT:H1'	5:J:199:DC:H5'	1.73	0.70
5:I:62:DT:H2''	5:I:63:DG:C8	2.26	0.70
1:E:116:ARG:HD2	1:E:120:MET:HE1	1.73	0.70

Continued on next page...

Continued from previous page...

Atom-1	Atom-2	Interatomic distance (Å)	Clash overlap (Å)
3:C:83:LEU:O	3:C:87:ILE:HG12	1.91	0.70
1:A:63:ARG:HH11	5:I:60:DC:H5"	1.55	0.70
1:E:83:ARG:HH21	5:J:197:DA:H5'	1.55	0.70
4:H:39:ILE:HD12	4:H:39:ILE:N	2.06	0.70
3:G:26:PRO:HD3	4:H:40:TYR:CD1	2.27	0.70
5:J:234:DC:H2"	5:J:235:DC:C5	2.26	0.70
5:I:132:DC:H1'	5:I:133:DA:H5"	1.71	0.70
4:H:79:ARG:HH11	4:H:79:ARG:HG3	1.55	0.70
3:C:50:TYR:OH	4:D:111:VAL:HG13	1.92	0.70
5:J:247:DC:H1'	5:J:248:DA:N7	2.07	0.70
2:B:33:ALA:HA	2:B:36:ARG:NH1	2.07	0.70
5:J:215:DC:H2"	5:J:216:DT:H71	1.74	0.69
5:J:285:DA:H1'	5:J:286:DT:C5'	2.22	0.69
2:B:75:HIS:CD2	4:D:96:THR:HG21	2.27	0.69
2:B:78:ARG:HB2	2:B:78:ARG:NH1	2.07	0.69
3:C:117:PRO:O	3:C:118:LYS:HB2	1.92	0.69
2:F:92:ARG:HB3	2:F:92:ARG:NH1	2.07	0.69
5:J:282:DT:H2"	5:J:283:DG:C5'	2.22	0.69
5:J:282:DT:H2"	5:J:283:DG:H5"	1.74	0.69
1:E:116:ARG:CD	1:E:120:MET:HE1	2.21	0.69
3:G:87:ILE:HD12	3:G:97:LEU:HD12	1.74	0.69
5:I:31:DG:H1'	5:I:32:DT:H5"	1.75	0.69
3:G:40:SER:HB3	4:H:89:ILE:HG13	1.75	0.68
1:A:117:VAL:O	1:A:117:VAL:HG12	1.92	0.68
5:I:106:DT:H1'	5:I:107:DC:H5"	1.75	0.68
5:J:235:DC:H2"	5:J:236:DT:C5	2.28	0.68
5:J:290:DG:H2"	5:J:291:DA:OP2	1.93	0.68
3:G:50:TYR:O	3:G:54:VAL:HG23	1.93	0.68
3:G:70:ALA:HA	3:G:82:HIS:CD2	2.29	0.68
5:I:8:DT:H1'	5:I:9:DC:H5"	1.76	0.68
5:J:282:DT:H1'	5:J:283:DG:H5"	1.74	0.68
5:I:45:DT:OP1	5:I:45:DT:H4'	1.92	0.68
5:I:105:DT:H1'	5:I:106:DT:H5'	1.76	0.68
1:E:46:VAL:HG22	1:E:49:ARG:HH21	1.58	0.67
5:J:225:DC:H2"	5:J:226:DT:H71	1.76	0.67
5:J:238:DT:C2'	5:J:239:DT:H5'	2.21	0.67
3:G:117:PRO:O	3:G:118:LYS:HB2	1.94	0.67
5:J:262:DC:H2"	5:J:263:DT:C5'	2.24	0.67
2:B:68:ASP:HB3	2:B:89:ALA:HB1	1.76	0.67
5:I:52:DT:H1'	5:I:53:DC:C5'	2.24	0.67
5:J:235:DC:H2"	5:J:236:DT:C7	2.25	0.67

Continued on next page...

Continued from previous page...

Atom-1	Atom-2	Interatomic distance (Å)	Clash overlap (Å)
5:J:276:DT:H1'	5:J:277:DG:C5	2.29	0.67
5:J:164:DG:H2''	5:J:165:DA:H5''	1.75	0.67
5:J:282:DT:C2'	5:J:283:DG:H5''	2.24	0.67
5:J:259:DA:H2''	5:J:260:DC:H5'	1.76	0.67
5:I:43:DA:H2''	5:I:44:DC:C5'	2.24	0.67
5:J:197:DA:H2''	5:J:198:DT:OP2	1.95	0.67
5:I:10:DC:H1'	5:I:11:DA:C8	2.29	0.66
5:J:285:DA:C1'	5:J:286:DT:H5''	2.23	0.66
5:J:259:DA:H2''	5:J:260:DC:H5''	1.76	0.66
5:J:230:DC:H2''	5:J:231:DA:C8	2.30	0.66
4:D:37:TYR:CE2	4:D:67:ASN:ND2	2.58	0.66
3:C:67:GLY:HA3	4:D:49:HIS:CE1	2.31	0.66
5:J:236:DT:H2''	5:J:237:DT:C7	2.24	0.66
3:G:40:SER:CB	4:H:89:ILE:HG13	2.25	0.66
5:J:206:DC:H2''	5:J:207:DA:H8	1.55	0.66
1:E:37:LYS:HD3	1:E:39:HIS:HB2	1.77	0.66
1:A:130:ILE:HG21	1:E:130:ILE:HB	1.78	0.66
1:E:104:PHE:CD1	2:F:38:ALA:HA	2.30	0.66
3:C:41:GLU:OE2	3:C:41:GLU:HA	1.96	0.66
5:J:219:DA:H1'	5:J:220:DT:H5''	1.77	0.66
3:C:42:ARG:CG	4:D:88:THR:HB	2.19	0.65
5:I:103:DG:H2''	5:I:104:DT:H5''	1.77	0.65
5:J:186:DG:H1'	5:J:187:DA:N7	2.11	0.65
3:C:42:ARG:HG3	4:D:88:THR:CB	2.18	0.65
5:J:229:DA:H1'	5:J:230:DC:C5'	2.25	0.65
2:F:29:ILE:HG22	2:F:29:ILE:O	1.95	0.65
5:I:91:DT:C2'	5:I:92:DT:H5'	2.26	0.65
2:F:31:LYS:HG3	2:F:51:TYR:CE1	2.31	0.65
5:J:259:DA:C2'	5:J:260:DC:H5''	2.26	0.65
1:E:120:MET:HA	2:F:50:ILE:HD11	1.78	0.65
4:H:87:SER:OG	5:J:185:DG:H3'	1.97	0.65
5:J:225:DC:H2''	5:J:226:DT:C7	2.26	0.65
5:J:236:DT:H2''	5:J:237:DT:OP2	1.97	0.65
5:I:2:DT:C2'	5:I:3:DC:H5''	2.23	0.65
5:J:182:DT:H2'	5:J:183:DT:H71	1.78	0.65
5:I:142:DT:O4	5:J:150:DA:N6	2.30	0.65
5:J:184:DT:H2''	5:J:185:DG:N7	2.12	0.65
3:C:103:ALA:O	3:C:104:GLN:HB2	1.95	0.64
2:F:64:ASN:HA	2:F:67:ARG:HH12	1.62	0.64
5:I:12:DC:H2''	5:I:13:DC:H5'	1.79	0.64
5:J:159:DC:H1'	5:J:160:DT:H5'	1.78	0.64

Continued on next page...

Continued from previous page...

Atom-1	Atom-2	Interatomic distance (Å)	Clash overlap (Å)
1:A:64:LYS:HB2	1:A:64:LYS:NZ	2.12	0.64
5:J:236:DT:C2'	5:J:237:DT:H72	2.25	0.64
5:J:214:DG:H1'	5:J:215:DC:H5'	1.79	0.64
4:D:71:GLU:HA	4:D:71:GLU:OE2	1.97	0.64
5:I:36:DT:H2''	5:I:37:DT:C5'	2.19	0.64
5:J:153:DA:C1'	5:J:154:DT:H5''	2.27	0.64
3:G:23:LEU:HD21	4:H:117:ALA:HB2	1.79	0.64
2:F:30:THR:HB	2:F:32:PRO:CD	2.25	0.64
3:C:37:GLY:O	3:C:38:ASN:HB2	1.98	0.64
4:H:84:ASN:O	4:H:86:ARG:N	2.30	0.64
2:B:99:GLY:HA3	4:H:61:ILE:HD13	1.78	0.64
3:G:26:PRO:HD3	4:H:40:TYR:CE1	2.33	0.64
5:I:109:DA:H2''	5:I:110:DA:OP2	1.98	0.64
5:I:50:DC:C2'	5:I:51:DA:H5'	2.14	0.64
5:I:126:DA:H2''	5:I:127:DA:OP2	1.97	0.64
3:G:77:ARG:HH21	5:I:130:DT:H4'	1.61	0.64
2:B:92:ARG:CB	2:B:92:ARG:HH11	2.11	0.64
2:F:64:ASN:HB3	2:F:93:GLN:HE22	1.63	0.64
5:I:77:DA:H2''	5:I:78:DG:H5'	1.80	0.63
5:I:47:DC:H2''	5:I:48:DT:O4'	1.99	0.63
1:E:61:LEU:HD12	2:F:37:LEU:HA	1.80	0.63
4:H:96:THR:HG23	4:H:97:ALA:N	2.13	0.63
1:A:51:ILE:HD11	2:B:43:VAL:O	1.98	0.63
5:J:149:DC:H2''	5:J:150:DA:C5'	2.28	0.63
4:D:37:TYR:H	4:D:63:ASN:ND2	1.97	0.63
3:G:90:ASP:OD2	3:G:93:LEU:HG	1.98	0.63
5:J:276:DT:H1'	5:J:277:DG:N7	2.14	0.63
1:E:65:LEU:HB3	1:E:66:PRO:HD3	1.81	0.63
5:J:279:DA:H2''	5:J:280:DG:H5'	1.81	0.62
3:G:79:ILE:HD11	3:G:81:ARG:HB3	1.81	0.62
5:I:124:DA:H2''	5:I:125:DG:OP2	1.98	0.62
5:I:59:DG:H2''	5:I:60:DC:OP2	2.00	0.62
5:I:63:DG:H2''	5:I:64:DT:OP2	1.98	0.62
5:I:101:DC:C2'	5:I:102:DA:H5'	2.16	0.62
3:C:79:ILE:HG12	3:C:82:HIS:CE1	2.34	0.62
5:J:260:DC:H2''	5:J:261:DA:H8	1.64	0.62
5:J:154:DT:H2''	5:J:155:DC:O5'	1.99	0.62
3:G:66:ALA:O	3:G:69:ALA:HB3	1.99	0.62
5:J:153:DA:C2'	5:J:154:DT:H5''	2.30	0.62
5:I:15:DG:N2	5:J:279:DA:H2	1.97	0.62
3:C:63:LEU:HD22	4:D:45:LEU:HD13	1.80	0.62

Continued on next page...

Continued from previous page...

Atom-1	Atom-2	Interatomic distance (Å)	Clash overlap (Å)
1:A:96:CYS:SG	2:B:62:LEU:HG	2.40	0.61
3:G:67:GLY:HA3	4:H:49:HIS:CE1	2.35	0.61
5:I:36:DT:C3'	5:I:37:DT:H5''	2.29	0.61
5:I:43:DA:C2'	5:I:44:DC:H5''	2.29	0.61
5:I:77:DA:H1'	5:I:78:DG:H5'	1.82	0.61
2:B:50:ILE:HG22	2:B:54:THR:OG1	2.01	0.61
3:G:73:ASN:O	3:G:74:LYS:HB2	2.01	0.61
5:I:28:DA:H1'	5:I:29:DA:C8	2.35	0.61
5:I:9:DC:H2''	5:I:10:DC:H5'	1.83	0.61
5:J:281:DG:H2''	5:J:282:DT:OP2	2.00	0.61
1:A:47:ALA:HA	2:B:39:ARG:HE	1.65	0.61
5:I:77:DA:H1'	5:I:78:DG:C5'	2.31	0.61
1:E:51:ILE:O	1:E:55:GLN:HG3	2.01	0.61
5:I:137:DG:H2''	5:I:138:DG:OP2	2.00	0.61
1:A:58:THR:O	3:G:104:GLN:NE2	2.33	0.61
4:D:84:ASN:N	4:D:84:ASN:HD22	1.99	0.61
1:A:60:LEU:HD12	1:A:93:GLN:NE2	2.15	0.60
1:E:59:GLU:O	1:E:61:LEU:HD23	2.00	0.60
1:E:85:GLN:HG3	2:F:82:THR:HA	1.82	0.60
1:E:116:ARG:HD2	1:E:120:MET:CE	2.30	0.60
2:F:64:ASN:HD22	2:F:64:ASN:N	1.99	0.60
5:I:64:DT:H2''	5:I:65:DT:C5'	2.31	0.60
1:A:118:THR:HG23	2:B:45:ARG:HB3	1.83	0.60
1:A:43:PRO:HG3	5:I:68:DG:H5'	1.81	0.60
5:I:53:DC:H1'	5:I:54:DA:C5'	2.30	0.60
1:E:117:VAL:HG12	1:E:117:VAL:O	2.02	0.60
5:I:4:DA:C2	5:J:290:DG:N2	2.70	0.60
3:G:29:ARG:HG3	3:G:32:ARG:HH21	1.66	0.60
5:I:15:DG:N2	5:J:279:DA:C2	2.70	0.60
5:I:47:DC:N4	5:J:245:DA:C6	2.70	0.60
5:J:153:DA:H2''	5:J:154:DT:H5''	1.84	0.60
5:I:132:DC:H1'	5:I:133:DA:C5'	2.31	0.60
5:J:153:DA:H2''	5:J:154:DT:C5'	2.31	0.60
1:E:49:ARG:HD2	5:I:7:DA:O3'	2.02	0.59
5:I:87:DG:H1'	5:I:88:DC:C5	2.36	0.59
3:C:81:ARG:HD2	3:C:85:LEU:CD1	2.31	0.59
1:A:94:GLU:HA	1:A:94:GLU:OE2	2.01	0.59
5:J:170:DA:C2'	5:J:171:DC:H5''	2.33	0.59
2:B:31:LYS:HE3	2:B:51:TYR:CZ	2.37	0.59
1:E:107:THR:O	1:E:110:CYS:HB2	2.02	0.59
5:I:52:DT:H1'	5:I:53:DC:H5''	1.85	0.59

Continued on next page...

Continued from previous page...

Atom-1	Atom-2	Interatomic distance (Å)	Clash overlap (Å)
3:C:47:ALA:HB3	3:C:48:PRO:HD3	1.84	0.59
5:J:275:DC:H2'	5:J:276:DT:C7	2.33	0.59
1:A:42:ARG:HB3	1:A:43:PRO:HD2	1.83	0.59
5:I:128:DT:H2''	5:I:129:DC:C5'	2.21	0.59
5:I:88:DC:H2''	5:I:89:DC:C6	2.38	0.59
5:J:179:DG:H1'	5:J:180:DT:C5'	2.33	0.59
3:G:51:LEU:HB2	4:H:94:ILE:HD12	1.85	0.58
5:J:237:DT:OP2	5:J:237:DT:H73	2.03	0.58
2:F:35:ARG:HG3	2:F:46:ILE:HD12	1.85	0.58
5:I:61:DA:H1'	5:I:62:DT:H5''	1.83	0.58
3:C:84:GLN:NE2	3:C:102:ILE:HD13	2.18	0.58
5:J:164:DG:C2'	5:J:165:DA:H5''	2.33	0.58
5:I:123:DT:H2''	5:I:124:DA:C8	2.38	0.58
5:I:118:DT:H2''	5:I:119:DT:C5'	2.33	0.58
5:J:163:DA:H2''	5:J:164:DG:C8	2.38	0.58
1:A:73:GLU:OE2	2:B:25:ASN:HB2	2.03	0.58
4:H:78:SER:O	4:H:81:ALA:HB3	2.04	0.58
3:G:62:ILE:HD13	3:G:93:LEU:HD13	1.85	0.58
4:H:84:ASN:C	4:H:86:ARG:H	2.05	0.58
5:I:17:DA:H2''	5:I:18:DG:OP2	2.02	0.58
1:E:84:PHE:CD1	2:F:81:VAL:HB	2.39	0.58
3:C:25:PHE:HE1	4:D:44:VAL:HG21	1.67	0.58
2:F:71:THR:HG21	4:H:100:LEU:HD21	1.86	0.58
5:J:242:DT:H2''	5:J:243:DG:H5'	1.86	0.58
5:I:122:DG:H2''	5:I:123:DT:OP2	2.03	0.58
1:A:120:MET:HA	2:B:50:ILE:HD11	1.84	0.58
5:J:246:DG:H1'	5:J:247:DC:H5''	1.84	0.57
5:J:148:DT:H2''	5:J:149:DC:H5'	1.87	0.57
2:F:35:ARG:HH11	2:F:35:ARG:HG2	1.69	0.57
1:A:74:ILE:HG22	1:A:78:PHE:HE2	1.69	0.57
1:A:134:ARG:NH1	1:A:134:ARG:HB3	2.19	0.57
5:I:46:DG:H2''	5:I:47:DC:H5''	1.85	0.57
1:E:60:LEU:HD22	1:E:97:GLU:CG	2.33	0.57
3:C:60:ALA:HB2	4:D:44:VAL:CG1	2.34	0.57
1:E:83:ARG:HB2	2:F:80:THR:HG23	1.85	0.57
5:J:288:DT:H1'	5:J:289:DT:H5''	1.85	0.57
5:I:118:DT:H2''	5:I:119:DT:H5''	1.85	0.57
1:A:119:ILE:O	1:A:119:ILE:HG13	2.05	0.57
5:I:22:DC:H1'	5:I:23:DT:H5''	1.87	0.57
5:J:199:DC:H2''	5:J:200:DA:C5'	2.35	0.57
5:I:130:DT:H2''	5:I:131:DG:H5''	1.86	0.57

Continued on next page...

Continued from previous page...

Atom-1	Atom-2	Interatomic distance (Å)	Clash overlap (Å)
5:I:136:DT:C2'	5:I:137:DG:C8	2.87	0.57
5:J:282:DT:C1'	5:J:283:DG:H5''	2.34	0.57
4:D:94:ILE:O	4:D:97:ALA:HB3	2.04	0.57
5:J:222:DC:C2	5:J:223:DA:N7	2.72	0.57
2:B:92:ARG:HB3	2:B:92:ARG:CZ	2.35	0.57
5:J:231:DA:H1'	5:J:232:DT:H5'	1.87	0.57
5:J:247:DC:H1'	5:J:248:DA:C5	2.40	0.57
5:I:5:DA:C1'	5:I:6:DT:H5''	2.35	0.57
2:B:61:PHE:C	2:B:61:PHE:CD2	2.78	0.57
1:E:83:ARG:NH2	5:J:197:DA:H5'	2.20	0.56
1:A:61:LEU:O	2:B:36:ARG:NH2	2.38	0.56
5:I:115:DA:H2''	5:I:116:DC:H5''	1.87	0.56
1:E:120:MET:CA	2:F:50:ILE:HD11	2.35	0.56
4:D:95:GLN:O	4:D:98:VAL:N	2.37	0.56
5:I:52:DT:H1'	5:I:53:DC:H5'	1.87	0.56
1:E:60:LEU:HD13	1:E:93:GLN:CG	2.33	0.56
3:C:36:LYS:O	3:C:36:LYS:HG3	2.05	0.56
5:I:43:DA:H1'	5:I:44:DC:H5''	1.87	0.56
5:J:257:DA:H2''	5:J:258:DT:OP2	2.05	0.56
5:I:132:DC:H2''	5:I:133:DA:C5'	2.25	0.56
5:J:170:DA:H2''	5:J:171:DC:H5''	1.87	0.56
5:J:237:DT:H2''	5:J:238:DT:H5'	1.88	0.56
5:I:7:DA:H2''	5:I:8:DT:OP2	2.06	0.56
3:C:24:GLN:HE21	3:C:24:GLN:CA	2.13	0.56
5:J:195:DC:H2''	5:J:196:DC:OP2	2.06	0.56
5:J:200:DA:H2''	5:J:201:DA:H5'	1.88	0.56
5:J:247:DC:H1'	5:J:248:DA:C8	2.41	0.56
2:B:98:TYR:CE2	3:G:100:VAL:HG11	2.40	0.56
5:I:90:DT:H1'	5:I:91:DT:H5''	1.88	0.56
1:E:43:PRO:CG	5:J:215:DC:H5''	2.35	0.56
3:C:84:GLN:HE21	3:C:84:GLN:HA	1.71	0.56
3:G:37:GLY:O	3:G:38:ASN:HB2	2.06	0.56
4:H:84:ASN:C	4:H:86:ARG:N	2.59	0.56
3:C:40:SER:HB3	4:D:89:ILE:HG13	1.88	0.56
1:E:61:LEU:HD12	2:F:37:LEU:N	2.22	0.55
2:F:84:MET:O	2:F:85:ASP:C	2.43	0.55
5:J:161:DG:H2''	5:J:162:DC:OP2	2.06	0.55
3:G:92:GLU:OE1	4:H:106:LEU:HB2	2.06	0.55
5:I:103:DG:C2'	5:I:104:DT:H5''	2.36	0.55
1:A:41:TYR:HB2	5:J:230:DC:OP1	2.06	0.55
5:J:192:DG:H2''	5:J:193:DC:H5'	1.88	0.55

Continued on next page...

Continued from previous page...

Atom-1	Atom-2	Interatomic distance (Å)	Clash overlap (Å)
5:J:275:DC:H2''	5:J:276:DT:H5'	1.88	0.55
3:C:115:LEU:HD22	1:E:117:VAL:HG13	1.88	0.55
1:A:116:ARG:CZ	1:A:120:MET:HE2	2.37	0.55
5:I:138:DG:H2''	5:I:139:DA:OP2	2.07	0.55
5:J:175:DA:C2'	5:J:176:DA:C8	2.85	0.55
4:H:70:PHE:CD2	4:H:70:PHE:C	2.80	0.55
5:J:287:DA:OP1	5:J:287:DA:H4'	2.06	0.55
2:F:31:LYS:N	2:F:32:PRO:CD	2.69	0.55
1:E:96:CYS:O	1:E:97:GLU:C	2.45	0.54
4:H:54:ILE:HG12	4:H:55:SER:N	2.22	0.54
5:J:268:DG:H2''	5:J:269:DT:OP2	2.06	0.54
5:I:66:DC:H1'	5:I:67:DA:C5	2.42	0.54
4:H:73:ILE:HD13	4:H:98:VAL:HG22	1.89	0.54
5:J:170:DA:C1'	5:J:171:DC:H5''	2.35	0.54
1:E:62:ILE:HD13	2:F:29:ILE:HG13	1.89	0.54
1:A:103:LEU:HD12	1:A:103:LEU:O	2.07	0.54
5:J:264:DT:H2'	5:J:265:DT:H72	1.89	0.54
1:E:61:LEU:HD12	2:F:37:LEU:CA	2.38	0.54
3:C:81:ARG:HD2	3:C:85:LEU:HD11	1.89	0.54
3:G:56:GLU:O	3:G:58:LEU:N	2.41	0.54
5:J:263:DT:H2''	5:J:264:DT:O5'	2.07	0.54
5:J:240:DG:H2''	5:J:241:DA:O5'	2.08	0.54
1:A:71:VAL:HG12	1:A:72:ARG:N	2.23	0.54
5:J:158:DC:C4	5:J:159:DC:N4	2.76	0.53
5:J:229:DA:H2''	5:J:230:DC:H5'	1.90	0.53
5:J:258:DT:H2''	5:J:259:DA:H8	1.72	0.53
4:H:96:THR:CG2	4:H:97:ALA:N	2.70	0.53
5:J:281:DG:H2''	5:J:282:DT:H5'	1.90	0.53
3:G:77:ARG:HH21	5:I:130:DT:C4'	2.22	0.53
5:I:121:DG:H2''	5:I:122:DG:OP2	2.09	0.53
3:C:81:ARG:HD2	3:C:85:LEU:HG	1.90	0.53
3:C:62:ILE:HD11	4:D:62:MET:CE	2.39	0.53
3:G:16:THR:OG1	3:G:19:SER:HB2	2.08	0.53
5:J:181:DA:H1'	5:J:182:DT:H5''	1.91	0.53
3:C:17:ARG:CD	4:D:121:TYR:OH	2.57	0.53
3:G:62:ILE:HD12	3:G:87:ILE:HD11	1.89	0.53
5:J:252:DT:OP2	5:J:252:DT:H2'	2.07	0.53
5:I:134:DG:C2'	5:I:135:DG:H5'	2.25	0.53
2:B:72:TYR:OH	2:B:92:ARG:HD2	2.09	0.53
1:A:46:VAL:HG12	1:A:50:GLU:HG3	1.90	0.53
5:I:116:DC:H2'	5:I:117:DT:H72	1.91	0.53

Continued on next page...

Continued from previous page...

Atom-1	Atom-2	Interatomic distance (Å)	Clash overlap (Å)
4:H:79:ARG:HG3	4:H:79:ARG:NH1	2.22	0.53
5:I:95:DA:H2"	5:I:96:DT:H5"	1.89	0.53
5:J:261:DA:H2"	5:J:262:DC:H5"	1.90	0.53
1:E:119:ILE:HD13	2:F:43:VAL:HG11	1.90	0.53
5:J:253:DC:H2"	5:J:254:DC:H5"	1.90	0.53
3:G:24:GLN:NE2	3:G:24:GLN:HA	2.24	0.53
5:I:64:DT:H1'	5:I:65:DT:H5"	1.91	0.53
2:B:49:LEU:O	2:B:50:ILE:C	2.45	0.53
5:J:186:DG:H4'	5:J:187:DA:OP1	2.09	0.53
4:D:94:ILE:O	4:D:98:VAL:HG23	2.09	0.53
1:A:107:THR:HG23	1:A:124:ILE:HA	1.91	0.53
5:I:5:DA:C2'	5:I:6:DT:H5"	2.39	0.52
1:A:65:LEU:HD23	1:A:69:ARG:HH22	1.72	0.52
5:I:95:DA:H2"	5:I:96:DT:C5'	2.39	0.52
3:G:73:ASN:O	3:G:74:LYS:CB	2.57	0.52
4:D:59:MET:O	4:D:62:MET:HB2	2.09	0.52
1:E:103:LEU:HD12	1:E:103:LEU:O	2.09	0.52
1:E:63:ARG:NH1	5:J:207:DA:H5"	2.25	0.52
1:A:61:LEU:HD13	2:B:36:ARG:HB3	1.91	0.52
5:J:190:DC:H2"	5:J:191:DT:C5'	2.36	0.52
2:F:92:ARG:HH11	2:F:92:ARG:HB3	1.75	0.52
5:I:88:DC:H2"	5:I:89:DC:H6	1.74	0.52
1:E:37:LYS:HB2	1:E:39:HIS:N	2.24	0.52
5:I:54:DA:H2"	5:I:55:DA:O5'	2.09	0.52
5:J:149:DC:H2"	5:J:150:DA:H5'	1.92	0.52
5:J:223:DA:H1'	5:J:224:DG:C8	2.45	0.52
5:I:95:DA:C2'	5:I:96:DT:H5"	2.40	0.52
5:I:27:DA:C6	5:I:28:DA:C6	2.97	0.52
4:H:70:PHE:HD2	4:H:70:PHE:C	2.13	0.52
1:A:49:ARG:HD2	5:J:155:DC:OP2	2.09	0.52
1:A:43:PRO:HG3	5:I:68:DG:C5'	2.39	0.52
1:A:78:PHE:CE1	2:B:67:ARG:HB2	2.45	0.52
5:I:94:DG:H2"	5:I:95:DA:OP2	2.10	0.52
5:I:128:DT:C2'	5:I:129:DC:H5'	2.24	0.52
5:J:228:DA:C2	5:J:229:DA:C2	2.98	0.52
4:H:76:GLU:O	4:H:80:LEU:HD13	2.10	0.52
5:I:12:DC:H2"	5:I:13:DC:C5'	2.40	0.52
5:J:163:DA:H2"	5:J:164:DG:N7	2.25	0.51
5:J:218:DA:H2"	5:J:219:DA:OP2	2.10	0.51
3:C:78:ILE:HG22	4:D:54:ILE:HG13	1.92	0.51
5:I:40:DG:H2"	5:I:41:DA:C8	2.45	0.51

Continued on next page...

Continued from previous page...

Atom-1	Atom-2	Interatomic distance (Å)	Clash overlap (Å)
1:E:119:ILE:CD1	2:F:43:VAL:HG11	2.40	0.51
5:I:115:DA:C2'	5:I:116:DC:H5''	2.40	0.51
5:J:152:DT:H2''	5:J:153:DA:O4'	2.10	0.51
5:J:210:DT:C6	5:J:211:DT:H73	2.46	0.51
3:C:81:ARG:CD	3:C:85:LEU:HG	2.41	0.51
1:A:126:LEU:HD22	1:E:113:HIS:CG	2.46	0.51
1:E:112:ILE:N	1:E:112:ILE:HD13	2.26	0.51
3:G:77:ARG:NH2	5:I:130:DT:H4'	2.26	0.51
3:C:73:ASN:O	3:C:73:ASN:ND2	2.44	0.51
5:I:129:DC:H2''	5:I:130:DT:C5	2.46	0.51
5:J:157:DA:H2''	5:J:158:DC:C6	2.46	0.51
5:J:232:DT:H2''	5:J:233:DG:C8	2.46	0.51
4:H:88:THR:CG2	5:J:186:DG:OP1	2.54	0.51
2:B:61:PHE:HD2	2:B:62:LEU:N	2.09	0.51
5:I:66:DC:O3'	5:I:67:DA:C8	2.64	0.51
5:J:259:DA:H1'	5:J:260:DC:H5''	1.93	0.51
5:J:268:DG:C2'	5:J:269:DT:H72	2.41	0.51
5:I:74:DT:C2'	5:I:75:DT:H5'	2.33	0.51
1:E:84:PHE:CE1	2:F:81:VAL:HB	2.46	0.51
5:J:269:DT:C4	5:J:270:DA:N6	2.79	0.51
2:F:82:THR:O	2:F:85:ASP:HB2	2.11	0.51
1:A:126:LEU:O	1:A:130:ILE:HG12	2.10	0.51
5:I:77:DA:C2'	5:I:78:DG:H5'	2.40	0.51
4:D:84:ASN:O	4:D:85:LYS:C	2.50	0.51
4:D:44:VAL:HG12	4:D:44:VAL:O	2.09	0.51
5:J:258:DT:H2''	5:J:259:DA:C8	2.45	0.50
5:I:133:DA:H2''	5:I:134:DG:H5''	1.93	0.50
2:B:61:PHE:C	2:B:61:PHE:HD2	2.14	0.50
2:B:64:ASN:N	2:B:64:ASN:HD22	2.08	0.50
3:C:77:ARG:HA	4:D:53:GLY:O	2.11	0.50
5:J:198:DT:H1'	5:J:199:DC:C5'	2.41	0.50
3:C:40:SER:CB	4:D:89:ILE:HG13	2.41	0.50
5:I:118:DT:C2'	5:I:119:DT:H5''	2.41	0.50
3:C:17:ARG:HH12	3:C:31:HIS:HD2	1.57	0.50
4:H:69:ILE:O	4:H:73:ILE:HG13	2.10	0.50
1:A:70:LEU:HD13	2:B:26:ILE:HA	1.94	0.50
1:A:60:LEU:CD2	1:A:60:LEU:N	2.64	0.50
5:I:122:DG:C8	5:I:123:DT:H73	2.47	0.50
5:I:114:DC:H2''	5:I:115:DA:C8	2.47	0.50
1:E:79:LYS:HB3	1:E:82:LEU:HD21	1.93	0.50
1:A:40:ARG:HG3	1:A:40:ARG:HH11	1.76	0.50

Continued on next page...

Continued from previous page...

Atom-1	Atom-2	Interatomic distance (Å)	Clash overlap (Å)
5:I:116:DC:H2'	5:I:117:DT:C7	2.42	0.50
5:J:193:DC:H2''	5:J:194:DT:C7	2.42	0.50
5:J:165:DA:C2	5:J:166:DT:N3	2.80	0.50
5:I:20:DT:C1'	5:I:21:DT:H5''	2.38	0.50
3:C:17:ARG:HH12	3:C:31:HIS:CD2	2.29	0.50
2:B:82:THR:HG23	2:B:85:ASP:CG	2.32	0.50
4:H:105:GLU:OE2	4:H:108:LYS:HE2	2.11	0.50
3:G:77:ARG:NH2	5:I:130:DT:C4'	2.75	0.50
3:C:80:PRO:O	3:C:81:ARG:C	2.50	0.50
5:J:211:DT:H2''	5:J:212:DC:H6	1.75	0.50
5:I:12:DC:H1'	5:I:13:DC:H5''	1.94	0.50
3:G:57:TYR:CD2	3:G:58:LEU:HD23	2.47	0.50
4:H:116:LYS:O	4:H:119:THR:N	2.45	0.50
1:A:105:GLU:O	1:A:109:LEU:HD13	2.11	0.50
1:E:43:PRO:HG2	5:J:215:DC:H5''	1.94	0.50
1:A:107:THR:HG21	1:A:124:ILE:HG13	1.92	0.49
1:E:95:ALA:O	1:E:98:ALA:HB3	2.12	0.49
1:E:134:ARG:CB	1:E:134:ARG:HH11	2.13	0.49
1:A:59:GLU:O	1:A:61:LEU:HD23	2.13	0.49
5:J:223:DA:H1'	5:J:224:DG:N7	2.27	0.49
4:H:56:SER:O	4:H:59:MET:HB3	2.13	0.49
5:J:183:DT:H1'	5:J:184:DT:H5''	1.93	0.49
5:I:40:DG:H2''	5:I:41:DA:H5'	1.95	0.49
5:I:143:DT:H2''	5:I:144:DG:OP2	2.13	0.49
5:I:134:DG:H2''	5:I:135:DG:C5'	2.25	0.49
2:F:59:LYS:O	2:F:63:GLU:HG3	2.13	0.49
5:I:34:DT:H2''	5:I:35:DA:C8	2.48	0.49
5:J:286:DT:H2''	5:J:287:DA:O5'	2.13	0.49
5:I:53:DC:C1'	5:I:54:DA:H5'	2.34	0.49
1:A:112:ILE:HD11	3:G:112:GLN:HG3	1.95	0.49
1:E:63:ARG:NH1	5:J:207:DA:C5'	2.76	0.49
4:H:116:LYS:O	4:H:117:ALA:C	2.52	0.49
1:A:52:ARG:HG3	3:G:111:ILE:HD11	1.94	0.49
3:G:104:GLN:NE2	3:G:104:GLN:HA	2.28	0.49
3:C:57:TYR:CD1	4:D:113:GLU:HG3	2.48	0.49
4:D:105:GLU:O	4:D:108:LYS:N	2.46	0.49
1:A:76:GLN:HA	1:A:76:GLN:NE2	2.28	0.48
3:G:77:ARG:NH2	5:I:130:DT:O4'	2.46	0.48
5:I:115:DA:H1'	5:I:116:DC:H5''	1.96	0.48
2:F:64:ASN:N	2:F:64:ASN:ND2	2.61	0.48
3:C:63:LEU:HD13	4:D:45:LEU:HA	1.94	0.48

Continued on next page...

Continued from previous page...

Atom-1	Atom-2	Interatomic distance (Å)	Clash overlap (Å)
1:E:99:TYR:CD2	2:F:61:PHE:CD1	3.02	0.48
5:J:198:DT:H2"	5:J:199:DC:OP2	2.12	0.48
3:G:79:ILE:HG13	3:G:80:PRO:N	2.23	0.48
3:G:50:TYR:OH	4:H:95:GLN:HG3	2.14	0.48
4:D:109:HIS:O	4:D:112:SER:HB3	2.13	0.48
5:I:141:DA:C2	5:J:153:DA:C2	3.01	0.48
5:J:149:DC:H1'	5:J:150:DA:H5"	1.95	0.48
5:I:86:DT:C4	5:I:87:DG:C6	3.01	0.48
1:E:57:SER:HB2	1:E:59:GLU:OE2	2.12	0.48
1:A:59:GLU:CD	1:A:59:GLU:H	2.17	0.48
4:D:39:ILE:HG22	4:D:40:TYR:N	2.28	0.48
5:J:217:DG:H1'	5:J:218:DA:H5'	1.95	0.48
1:A:116:ARG:CZ	1:A:120:MET:CE	2.92	0.48
5:I:53:DC:H2"	5:I:54:DA:OP2	2.13	0.48
5:I:118:DT:C6	5:I:118:DT:H5'	2.36	0.48
1:A:90:MET:HB2	2:B:100:PHE:HE2	1.79	0.48
4:D:54:ILE:HD11	4:D:58:ALA:HB1	1.96	0.48
5:J:203:DA:H2"	5:J:204:DG:OP2	2.14	0.48
1:E:83:ARG:NH2	5:J:197:DA:C5'	2.76	0.48
2:F:45:ARG:CZ	5:J:216:DT:H4'	2.44	0.48
1:E:83:ARG:HD2	5:I:100:DG:H5"	1.96	0.48
1:A:119:ILE:HD13	2:B:43:VAL:HG11	1.94	0.48
1:E:126:LEU:HD11	1:E:130:ILE:HD11	1.95	0.48
1:A:64:LYS:HB2	1:A:64:LYS:HZ3	1.76	0.48
5:I:64:DT:C6	5:I:65:DT:H72	2.49	0.48
2:F:82:THR:OG1	2:F:83:ALA:N	2.47	0.48
5:J:283:DG:C5	5:J:284:DG:C6	3.02	0.48
4:D:88:THR:HG23	5:I:39:DG:OP1	2.14	0.48
5:J:246:DG:H1'	5:J:247:DC:C5'	2.44	0.48
1:E:42:ARG:HB3	1:E:43:PRO:HD2	1.96	0.48
4:D:106:LEU:O	4:D:110:ALA:HB2	2.14	0.48
5:J:266:DT:H2"	5:J:267:DG:C8	2.49	0.47
2:B:39:ARG:HG2	2:B:39:ARG:NH1	2.24	0.47
2:F:33:ALA:HA	2:F:36:ARG:CZ	2.43	0.47
5:I:96:DT:H2"	5:I:97:DG:C8	2.49	0.47
4:D:90:THR:OG1	4:D:92:ARG:HB3	2.13	0.47
5:J:267:DG:C2'	5:J:268:DG:OP2	2.47	0.47
2:B:72:TYR:HE1	4:D:80:LEU:HD11	1.79	0.47
1:E:63:ARG:HD3	5:J:207:DA:OP1	2.14	0.47
2:F:32:PRO:HG2	2:F:33:ALA:H	1.79	0.47
1:E:97:GLU:O	1:E:101:VAL:HG23	2.14	0.47

Continued on next page...

Continued from previous page...

Atom-1	Atom-2	Interatomic distance (Å)	Clash overlap (Å)
4:H:80:LEU:CD2	4:H:96:THR:HG23	2.43	0.47
1:A:46:VAL:O	1:A:50:GLU:N	2.48	0.47
4:D:93:GLU:O	4:D:96:THR:HG22	2.13	0.47
2:B:68:ASP:HB3	2:B:89:ALA:CB	2.44	0.47
4:H:80:LEU:HD23	4:H:96:THR:CG2	2.45	0.47
1:E:61:LEU:N	1:E:61:LEU:HD23	2.30	0.47
4:D:71:GLU:CA	4:D:71:GLU:OE2	2.62	0.47
2:B:87:VAL:O	2:B:90:LEU:HB2	2.15	0.47
5:I:100:DG:H1'	5:I:101:DC:C5	2.50	0.47
5:I:47:DC:C3'	5:I:48:DT:H5''	2.44	0.47
5:J:247:DC:H2''	5:J:248:DA:N7	2.29	0.47
3:C:104:GLN:NE2	3:C:104:GLN:CA	2.59	0.47
5:J:232:DT:H2''	5:J:233:DG:H8	1.79	0.47
5:I:60:DC:H2''	5:I:61:DA:OP2	2.14	0.47
3:C:49:VAL:HG12	3:C:50:TYR:N	2.29	0.47
3:G:56:GLU:O	3:G:57:TYR:C	2.52	0.47
4:H:113:GLU:OE2	4:H:116:LYS:HE2	2.15	0.47
3:C:38:ASN:O	3:G:38:ASN:HB3	2.15	0.47
5:I:66:DC:H1'	5:I:67:DA:N7	2.30	0.47
3:G:20:ARG:O	4:H:120:LYS:HG2	2.14	0.47
5:J:149:DC:H2''	5:J:150:DA:H5''	1.94	0.47
1:A:125:GLN:O	1:A:126:LEU:C	2.51	0.47
5:J:241:DA:OP1	5:J:241:DA:H4'	2.15	0.47
5:J:175:DA:H2''	5:J:176:DA:H8	1.71	0.47
5:I:119:DT:H2''	5:I:120:DT:OP2	2.15	0.47
4:D:93:GLU:O	4:D:94:ILE:C	2.53	0.47
4:D:54:ILE:HG21	4:D:59:MET:HE2	1.97	0.47
5:J:247:DC:C1'	5:J:248:DA:N7	2.77	0.47
3:G:103:ALA:O	3:G:104:GLN:HB2	2.14	0.47
1:A:91:ALA:HB2	2:B:100:PHE:CD2	2.50	0.47
1:E:103:LEU:O	1:E:107:THR:OG1	2.28	0.47
5:I:42:DA:C2'	5:I:43:DA:H5'	2.29	0.46
5:J:193:DC:O2	5:J:194:DT:N3	2.48	0.46
5:J:265:DT:H2''	5:J:266:DT:O5'	2.15	0.46
5:J:158:DC:H2''	5:J:159:DC:C5'	2.43	0.46
4:D:86:ARG:NH2	5:I:40:DG:OP1	2.44	0.46
2:F:38:ALA:O	2:F:43:VAL:HG23	2.15	0.46
1:A:67:PHE:HZ	1:A:92:LEU:O	1.98	0.46
1:A:40:ARG:HG3	1:A:40:ARG:NH1	2.29	0.46
1:A:51:ILE:HG12	2:B:39:ARG:O	2.15	0.46
5:J:166:DT:H1'	5:J:167:DT:H5'	1.97	0.46

Continued on next page...

Continued from previous page...

Atom-1	Atom-2	Interatomic distance (Å)	Clash overlap (Å)
3:G:47:ALA:N	3:G:48:PRO:HD2	2.30	0.46
5:I:25:DC:H2''	5:I:26:DC:C6	2.50	0.46
4:D:118:VAL:O	4:D:122:THR:HG23	2.15	0.46
5:J:157:DA:H2''	5:J:158:DC:H5'	1.96	0.46
2:F:66:ILE:O	2:F:67:ARG:C	2.53	0.46
5:I:77:DA:H1'	5:I:78:DG:H5''	1.98	0.46
2:F:71:THR:CG2	4:H:100:LEU:HD21	2.45	0.46
3:G:92:GLU:OE2	4:H:104:GLY:HA3	2.15	0.46
3:C:35:ARG:HG3	3:C:43:VAL:HG21	1.98	0.46
5:I:145:DA:H2''	5:I:146:DT:H71	1.98	0.46
5:I:101:DC:C2'	5:I:102:DA:C5'	2.87	0.46
5:I:47:DC:N4	5:J:245:DA:N6	2.64	0.46
5:I:7:DA:C2	5:J:287:DA:C2	3.03	0.46
3:C:26:PRO:HD3	4:D:40:TYR:CD1	2.51	0.46
5:J:164:DG:H2''	5:J:165:DA:C5'	2.44	0.46
2:B:31:LYS:N	2:B:32:PRO:HD2	2.30	0.46
3:C:62:ILE:HG22	3:C:93:LEU:CD2	2.46	0.46
2:F:69:ALA:O	2:F:72:TYR:HB2	2.15	0.46
5:I:71:DG:C6	5:I:72:DA:N6	2.84	0.46
5:I:21:DT:H1'	5:I:22:DC:H5'	1.97	0.46
1:E:134:ARG:O	1:E:134:ARG:HG2	2.15	0.46
3:C:102:ILE:CD1	3:C:102:ILE:N	2.71	0.46
2:F:73:THR:OG1	2:F:81:VAL:HG22	2.15	0.46
5:I:93:DT:H2''	5:I:94:DG:OP2	2.16	0.46
1:A:120:MET:CA	2:B:50:ILE:HD11	2.46	0.46
4:H:54:ILE:CG1	4:H:55:SER:N	2.78	0.46
5:J:239:DT:H4'	5:J:240:DG:OP1	2.15	0.46
5:I:19:DA:C2'	5:I:20:DT:H5'	2.26	0.46
5:I:114:DC:C4	5:I:115:DA:N6	2.84	0.46
3:G:117:PRO:O	3:G:118:LYS:CB	2.62	0.46
1:A:116:ARG:NE	1:A:120:MET:HE1	2.31	0.46
3:G:63:LEU:O	3:G:64:GLU:C	2.54	0.46
2:B:73:THR:OG1	2:B:81:VAL:HG22	2.16	0.46
5:J:267:DG:H1'	5:J:268:DG:H5'	1.97	0.46
1:E:92:LEU:HD23	2:F:86:VAL:CG1	2.46	0.46
5:I:43:DA:C1'	5:I:44:DC:H5''	2.45	0.45
3:C:60:ALA:HB2	4:D:44:VAL:HG11	1.97	0.45
4:H:67:ASN:O	4:H:70:PHE:HB3	2.16	0.45
5:J:275:DC:H6	5:J:275:DC:H5'	1.81	0.45
1:A:85:GLN:HG3	2:B:82:THR:HA	1.98	0.45
2:B:84:MET:O	2:B:85:ASP:C	2.54	0.45

Continued on next page...

Continued from previous page...

Atom-1	Atom-2	Interatomic distance (Å)	Clash overlap (Å)
3:G:118:LYS:O	3:G:118:LYS:HD2	2.16	0.45
5:J:264:DT:H2'	5:J:265:DT:C7	2.46	0.45
5:J:251:DT:H2''	5:J:252:DT:C6	2.51	0.45
5:I:118:DT:H1'	5:I:119:DT:H5''	1.97	0.45
3:C:79:ILE:O	3:C:80:PRO:C	2.55	0.45
5:I:132:DC:N4	5:I:133:DA:C6	2.84	0.45
5:I:93:DT:H2''	5:I:94:DG:H5'	1.98	0.45
3:C:115:LEU:CD2	1:E:117:VAL:HG13	2.47	0.45
3:C:81:ARG:HD2	3:C:85:LEU:CG	2.46	0.45
2:B:50:ILE:CG2	2:B:54:THR:OG1	2.64	0.45
5:J:215:DC:H1'	5:J:216:DT:C5	2.52	0.45
5:J:183:DT:C2'	5:J:184:DT:C5'	2.91	0.45
3:G:40:SER:HB3	4:H:89:ILE:CG1	2.45	0.45
5:J:222:DC:C2	5:J:223:DA:C5	3.04	0.45
1:A:95:ALA:HB2	2:B:90:LEU:HD11	1.99	0.45
1:E:104:PHE:CE1	2:F:38:ALA:HB2	2.52	0.45
4:D:54:ILE:CG2	4:D:59:MET:HE2	2.47	0.45
5:I:55:DA:OP1	5:I:55:DA:H4'	2.17	0.45
5:I:83:DA:C2'	5:I:84:DC:H5'	2.29	0.45
5:J:164:DG:H8	5:J:164:DG:OP2	2.00	0.45
3:C:32:ARG:HD3	5:I:29:DA:OP2	2.17	0.45
4:D:105:GLU:CD	4:D:109:HIS:NE2	2.71	0.45
4:H:90:THR:OG1	4:H:92:ARG:HB3	2.16	0.45
5:J:156:DC:H2''	5:J:157:DA:C8	2.52	0.44
5:J:290:DG:H1'	5:J:291:DA:C8	2.51	0.44
5:I:51:DA:H2''	5:I:52:DT:OP2	2.18	0.44
1:E:63:ARG:CZ	5:J:207:DA:H5''	2.47	0.44
1:E:114:ALA:C	1:E:116:ARG:H	2.20	0.44
1:E:120:MET:HB3	1:E:121:PRO:CD	2.47	0.44
5:J:264:DT:C2'	5:J:265:DT:C5'	2.87	0.44
1:E:46:VAL:HB	5:I:82:DA:OP1	2.17	0.44
1:E:117:VAL:O	2:F:45:ARG:HB3	2.18	0.44
5:J:174:DA:C2'	5:J:175:DA:H5''	2.44	0.44
1:E:116:ARG:NH1	1:E:116:ARG:HB2	2.32	0.44
1:A:76:GLN:OE1	1:A:80:THR:HG22	2.16	0.44
5:J:242:DT:H2''	5:J:243:DG:C5'	2.47	0.44
4:H:80:LEU:HD23	4:H:96:THR:HG21	2.00	0.44
3:C:62:ILE:HG22	3:C:93:LEU:HD22	2.00	0.44
1:A:48:LEU:HD21	2:B:44:LYS:HD2	2.00	0.44
5:I:107:DC:H6	5:I:107:DC:H2'	1.66	0.44
4:H:46:LYS:HD3	4:H:46:LYS:HA	1.81	0.44

Continued on next page...

Continued from previous page...

Atom-1	Atom-2	Interatomic distance (Å)	Clash overlap (Å)
3:C:66:ALA:O	3:C:69:ALA:HB3	2.18	0.44
5:I:20:DT:C2'	5:I:21:DT:H5''	2.48	0.44
4:H:39:ILE:HG22	4:H:43:LYS:HE3	2.00	0.44
4:D:57:LYS:O	4:D:61:ILE:HG12	2.17	0.44
2:B:82:THR:OG1	2:B:83:ALA:N	2.50	0.44
4:H:95:GLN:O	4:H:98:VAL:N	2.51	0.44
3:C:37:GLY:O	3:C:38:ASN:CB	2.66	0.44
5:I:47:DC:H2''	5:I:48:DT:H5''	2.00	0.44
2:F:45:ARG:NE	5:J:216:DT:H4'	2.32	0.44
3:C:79:ILE:HB	3:C:80:PRO:HD2	1.99	0.44
3:G:68:ASN:N	3:G:68:ASN:HD22	2.14	0.44
5:I:55:DA:H2''	5:I:56:DA:O5'	2.18	0.44
5:I:19:DA:H2''	5:I:20:DT:C5'	2.27	0.44
1:E:43:PRO:HG3	5:J:215:DC:H5''	1.97	0.44
4:D:36:SER:OG	4:D:37:TYR:N	2.50	0.44
3:C:47:ALA:N	3:C:48:PRO:CD	2.80	0.44
5:J:165:DA:C2	5:J:166:DT:C2	3.06	0.44
3:C:25:PHE:HZ	3:C:59:THR:HG21	1.83	0.44
5:I:21:DT:H2''	5:I:22:DC:O5'	2.18	0.44
5:I:10:DC:H2''	5:I:11:DA:OP2	2.17	0.44
5:J:171:DC:H2''	5:J:172:DC:C5	2.53	0.44
5:I:75:DT:H6	5:I:75:DT:H2'	1.62	0.44
5:I:62:DT:C2'	5:I:63:DG:C8	2.97	0.44
3:G:68:ASN:O	3:G:72:ASP:OD2	2.35	0.44
1:E:83:ARG:NH2	5:J:197:DA:C4'	2.80	0.43
5:I:131:DG:C2'	5:I:132:DC:C5	2.99	0.43
5:J:286:DT:H2''	5:J:287:DA:C8	2.53	0.43
1:E:75:ALA:HB2	2:F:66:ILE:HG21	2.00	0.43
1:A:125:GLN:O	1:A:128:ARG:N	2.51	0.43
3:G:42:ARG:HD3	5:I:111:DA:H4'	1.99	0.43
5:I:73:DA:H1'	5:I:74:DT:H5''	2.00	0.43
1:E:37:LYS:HD3	1:E:39:HIS:CB	2.46	0.43
3:C:25:PHE:CE1	3:C:56:GLU:HA	2.54	0.43
4:D:44:VAL:CG1	4:D:44:VAL:O	2.66	0.43
1:E:98:ALA:O	1:E:99:TYR:C	2.56	0.43
3:C:101:THR:O	2:F:97:LEU:HD12	2.18	0.43
5:I:41:DA:H2''	5:I:42:DA:OP2	2.19	0.43
5:J:283:DG:H2''	5:J:284:DG:C8	2.53	0.43
5:J:277:DG:H2''	5:J:278:DC:C5'	2.48	0.43
3:C:64:GLU:HA	4:D:49:HIS:CE1	2.54	0.43
5:J:255:DA:H1'	5:J:256:DA:C8	2.52	0.43

Continued on next page...

Continued from previous page...

Atom-1	Atom-2	Interatomic distance (Å)	Clash overlap (Å)
3:G:32:ARG:HA	3:G:35:ARG:HD3	2.01	0.43
3:C:26:PRO:HD3	4:D:40:TYR:CG	2.54	0.43
1:E:92:LEU:HD23	2:F:86:VAL:HG13	2.01	0.43
2:F:78:ARG:HB2	2:F:78:ARG:NH1	2.33	0.43
5:I:52:DT:H2"	5:I:53:DC:H5'	2.00	0.43
5:J:249:DG:C2'	5:J:250:DT:H71	2.48	0.43
5:J:210:DT:H2"	5:J:211:DT:H71	2.00	0.43
3:C:103:ALA:O	3:C:104:GLN:CB	2.65	0.43
3:C:63:LEU:O	3:C:64:GLU:C	2.56	0.43
3:G:37:GLY:HA3	3:G:39:TYR:CE2	2.53	0.43
5:J:211:DT:C2'	5:J:212:DC:C6	3.02	0.43
1:E:43:PRO:HG3	5:J:215:DC:C5'	2.48	0.43
1:E:85:GLN:HA	5:J:196:DC:OP1	2.19	0.43
5:J:190:DC:H2'	5:J:191:DT:C6	2.54	0.43
3:C:50:TYR:HH	4:D:111:VAL:HG13	1.81	0.43
5:I:32:DT:H2"	5:I:33:DG:C8	2.54	0.43
2:F:95:ARG:O	2:F:96:THR:C	2.57	0.43
5:I:132:DC:C4	5:I:133:DA:C6	3.07	0.43
5:J:172:DC:H2"	5:J:173:DA:N7	2.33	0.43
3:G:81:ARG:CD	3:G:85:LEU:HD21	2.49	0.43
5:J:253:DC:H2"	5:J:254:DC:C5'	2.48	0.43
3:G:89:ASN:ND2	3:G:108:LEU:HD13	2.33	0.43
1:A:46:VAL:HB	5:J:229:DA:OP1	2.19	0.43
5:I:46:DG:N2	5:J:248:DA:C2	2.87	0.43
5:I:141:DA:H2"	5:I:142:DT:OP2	2.18	0.43
5:I:117:DT:C6	5:I:118:DT:H72	2.53	0.43
3:C:80:PRO:O	3:C:83:LEU:N	2.52	0.43
3:C:62:ILE:HD11	4:D:62:MET:SD	2.58	0.43
3:G:89:ASN:HD21	3:G:108:LEU:HD13	1.84	0.43
3:C:16:THR:O	3:C:19:SER:HB3	2.18	0.43
3:G:76:THR:O	4:H:52:THR:HG23	2.18	0.43
5:I:37:DT:H2"	5:I:38:DT:C6	2.53	0.42
3:G:70:ALA:HA	3:G:82:HIS:HD2	1.76	0.42
3:G:81:ARG:HD2	3:G:85:LEU:HD11	2.01	0.42
3:G:62:ILE:CD1	3:G:93:LEU:HD13	2.49	0.42
1:A:72:ARG:HH11	1:A:72:ARG:HG2	1.84	0.42
1:E:100:LEU:HD11	2:F:58:LEU:HB2	2.00	0.42
5:I:20:DT:H2"	5:I:21:DT:H5"	2.01	0.42
5:J:282:DT:H2"	5:J:283:DG:H5'	1.99	0.42
3:G:56:GLU:O	3:G:59:THR:N	2.52	0.42
4:H:37:TYR:HB2	4:H:63:ASN:ND2	2.33	0.42

Continued on next page...

Continued from previous page...

Atom-1	Atom-2	Interatomic distance (Å)	Clash overlap (Å)
1:E:72:ARG:O	1:E:76:GLN:N	2.51	0.42
5:J:280:DG:C1'	5:J:281:DG:H5''	2.44	0.42
1:A:90:MET:HB2	2:B:100:PHE:CE2	2.54	0.42
2:B:30:THR:HB	2:B:32:PRO:HD2	2.02	0.42
2:B:67:ARG:HB3	2:B:67:ARG:NH1	2.34	0.42
5:J:198:DT:C1'	5:J:199:DC:H5'	2.46	0.42
5:I:20:DT:H2''	5:I:21:DT:OP2	2.19	0.42
5:I:5:DA:H2'	5:I:5:DA:OP2	2.18	0.42
3:C:45:ALA:O	3:C:48:PRO:HD2	2.19	0.42
3:C:102:ILE:HG23	4:D:61:ILE:HG21	2.02	0.42
5:J:194:DT:H2''	5:J:195:DC:C6	2.55	0.42
3:C:67:GLY:O	3:C:70:ALA:N	2.48	0.42
1:E:65:LEU:HD23	1:E:69:ARG:HH21	1.84	0.42
1:E:107:THR:HG23	1:E:124:ILE:HA	2.01	0.42
1:A:92:LEU:HD11	2:B:66:ILE:HG13	2.01	0.42
1:A:107:THR:CG2	1:A:124:ILE:HG13	2.49	0.42
5:J:261:DA:C2'	5:J:262:DC:H5''	2.49	0.42
5:J:199:DC:H6	5:J:199:DC:H2'	1.60	0.42
5:I:47:DC:C2'	5:I:48:DT:H5''	2.49	0.42
1:E:73:GLU:O	1:E:76:GLN:HB3	2.20	0.42
4:D:54:ILE:CG1	4:D:58:ALA:HB3	2.49	0.42
1:E:83:ARG:HH21	5:J:197:DA:C5'	2.28	0.42
5:J:153:DA:N3	5:J:154:DT:O4'	2.52	0.42
1:A:40:ARG:NH1	5:J:230:DC:H4'	2.34	0.42
4:H:88:THR:O	4:H:88:THR:HG23	2.19	0.42
3:C:17:ARG:HD3	4:D:121:TYR:OH	2.20	0.42
3:C:81:ARG:O	3:C:82:HIS:C	2.57	0.42
4:D:73:ILE:HD13	4:D:98:VAL:HG22	2.01	0.42
1:A:92:LEU:HD23	2:B:86:VAL:CG1	2.49	0.42
4:H:107:ALA:O	4:H:110:ALA:HB3	2.20	0.42
5:J:237:DT:OP2	5:J:237:DT:C7	2.67	0.42
5:I:116:DC:H2''	5:I:117:DT:H6	1.84	0.42
5:J:273:DA:H1'	5:J:274:DT:H5''	2.01	0.42
3:G:67:GLY:O	3:G:68:ASN:C	2.57	0.42
2:B:66:ILE:HG22	2:B:67:ARG:N	2.35	0.42
5:I:50:DC:N4	5:I:51:DA:N6	2.68	0.42
4:H:116:LYS:O	4:H:118:VAL:N	2.53	0.42
2:B:61:PHE:CD2	2:B:62:LEU:N	2.87	0.42
1:A:39:HIS:CE1	5:I:143:DT:H4'	2.54	0.42
1:E:84:PHE:HE1	2:F:81:VAL:HG11	1.85	0.42
1:A:134:ARG:HH11	1:A:134:ARG:HB3	1.82	0.42

Continued on next page...

Continued from previous page...

Atom-1	Atom-2	Interatomic distance (Å)	Clash overlap (Å)
1:A:103:LEU:HA	1:A:131:ARG:NH2	2.34	0.42
3:G:89:ASN:HA	3:G:89:ASN:HD22	1.49	0.42
2:B:46:ILE:HG22	2:B:47:SER:O	2.20	0.42
3:C:88:ARG:O	3:C:108:LEU:HD11	2.19	0.42
5:J:192:DG:C2'	5:J:193:DC:H5'	2.50	0.42
3:C:80:PRO:O	3:C:83:LEU:HB2	2.20	0.42
2:B:70:VAL:O	2:B:71:THR:C	2.58	0.42
5:I:37:DT:H2''	5:I:38:DT:H71	2.02	0.42
5:J:274:DT:C1'	5:J:275:DC:H5''	2.44	0.42
5:I:31:DG:H2''	5:I:32:DT:C5'	2.50	0.42
5:I:27:DA:C6	5:I:28:DA:N6	2.88	0.42
2:B:88:TYR:CZ	4:D:83:TYR:CD1	3.08	0.42
1:E:83:ARG:CB	2:F:80:THR:HG23	2.50	0.41
5:I:5:DA:H2''	5:I:6:DT:H5''	2.02	0.41
5:J:273:DA:H2''	5:J:274:DT:C5'	2.50	0.41
2:F:92:ARG:HH11	2:F:92:ARG:CB	2.33	0.41
1:E:124:ILE:O	1:E:128:ARG:HG3	2.20	0.41
4:D:52:THR:HG22	4:D:53:GLY:N	2.34	0.41
5:J:264:DT:C2'	5:J:265:DT:H5'	2.21	0.41
5:I:49:DC:H2''	5:I:50:DC:OP2	2.19	0.41
5:J:185:DG:OP2	5:J:185:DG:H8	2.03	0.41
1:A:58:THR:HG21	3:G:81:ARG:HB2	2.01	0.41
5:J:211:DT:H6	5:J:211:DT:H5'	1.85	0.41
3:G:62:ILE:HD12	3:G:87:ILE:CD1	2.50	0.41
1:A:76:GLN:OE1	1:A:80:THR:HA	2.20	0.41
2:B:70:VAL:HG12	2:B:71:THR:N	2.34	0.41
3:C:24:GLN:NE2	3:C:24:GLN:CA	2.63	0.41
3:C:17:ARG:HD2	4:D:121:TYR:OH	2.21	0.41
4:D:110:ALA:O	4:D:111:VAL:C	2.57	0.41
3:C:67:GLY:O	3:C:68:ASN:C	2.58	0.41
1:A:78:PHE:CD1	2:B:67:ARG:HG3	2.55	0.41
5:J:259:DA:C1'	5:J:260:DC:H5''	2.51	0.41
5:J:281:DG:H1'	5:J:282:DT:C5'	2.50	0.41
3:G:26:PRO:HD3	4:H:40:TYR:CG	2.55	0.41
2:B:76:ALA:O	2:B:77:LYS:HB2	2.20	0.41
5:J:268:DG:H2'	5:J:269:DT:H72	2.01	0.41
3:G:104:GLN:CG	4:H:57:LYS:HE2	2.50	0.41
3:G:29:ARG:O	3:G:33:LEU:HG	2.21	0.41
2:B:35:ARG:HH12	2:B:39:ARG:NH2	2.18	0.41
5:I:77:DA:C1'	5:I:78:DG:H5'	2.50	0.41
2:F:35:ARG:CG	2:F:35:ARG:HH11	2.32	0.41

Continued on next page...

Continued from previous page...

Atom-1	Atom-2	Interatomic distance (Å)	Clash overlap (Å)
5:J:244:DG:H2''	5:J:245:DA:OP2	2.21	0.41
5:I:8:DT:H2''	5:I:9:DC:H5'	2.02	0.41
1:E:76:GLN:NE2	1:E:76:GLN:CA	2.65	0.41
5:J:276:DT:O3'	5:J:277:DG:C8	2.73	0.41
1:A:42:ARG:HG3	5:I:143:DT:OP1	2.19	0.41
4:H:99:ARG:HH11	4:H:99:ARG:HG2	1.84	0.41
4:D:65:PHE:HA	2:F:98:TYR:CZ	2.55	0.41
5:I:87:DG:H1'	5:I:88:DC:C6	2.56	0.41
5:J:183:DT:C2'	5:J:184:DT:H5''	2.51	0.41
5:J:191:DT:H1'	5:J:192:DG:N7	2.36	0.41
3:G:67:GLY:HA3	4:H:49:HIS:ND1	2.35	0.41
5:J:159:DC:H2''	5:J:160:DT:O5'	2.21	0.41
5:J:211:DT:H2''	5:J:212:DC:C6	2.55	0.41
5:I:82:DA:C2'	5:I:83:DA:H5''	2.51	0.41
5:I:1:DA:H2''	5:I:2:DT:O5'	2.20	0.41
2:F:45:ARG:HH11	2:F:45:ARG:HG3	1.86	0.41
5:I:75:DT:H2''	5:I:76:DC:OP2	2.20	0.41
1:A:57:SER:HB2	1:A:59:GLU:OE2	2.21	0.41
2:F:62:LEU:O	2:F:66:ILE:HG13	2.21	0.41
3:G:96:LEU:HG	3:G:97:LEU:HD23	2.03	0.41
3:G:57:TYR:CD1	4:H:113:GLU:HG3	2.56	0.41
1:A:67:PHE:O	1:A:70:LEU:N	2.54	0.41
4:H:54:ILE:HG12	4:H:55:SER:O	2.21	0.41
4:D:54:ILE:HD11	4:D:58:ALA:CB	2.51	0.41
5:J:192:DG:H1'	5:J:193:DC:H5'	2.02	0.41
5:J:223:DA:O3'	5:J:224:DG:H8	2.04	0.41
2:F:27:GLN:NE2	2:F:55:ARG:NH1	2.69	0.41
4:D:114:GLY:O	4:D:115:THR:C	2.59	0.41
5:I:82:DA:H2''	5:I:83:DA:H5''	2.03	0.40
1:E:60:LEU:HA	1:E:60:LEU:HD23	1.82	0.40
5:J:185:DG:C6	5:J:186:DG:N1	2.89	0.40
5:J:179:DG:H2''	5:J:180:DT:H5'	2.03	0.40
4:D:54:ILE:HG21	4:D:59:MET:CE	2.51	0.40
5:J:269:DT:H2''	5:J:270:DA:C8	2.56	0.40
5:I:5:DA:C5	5:I:6:DT:C4	3.09	0.40
5:I:121:DG:N2	5:J:173:DA:C2	2.90	0.40
5:I:116:DC:H2''	5:I:117:DT:C6	2.55	0.40
3:C:102:ILE:HG23	4:D:61:ILE:CG2	2.51	0.40
5:J:193:DC:H2''	5:J:194:DT:H71	2.01	0.40
5:J:275:DC:H2''	5:J:276:DT:C6	2.56	0.40
5:J:223:DA:O3'	5:J:224:DG:C8	2.74	0.40

Continued on next page...

Continued from previous page...

Atom-1	Atom-2	Interatomic distance (Å)	Clash overlap (Å)
5:I:145:DA:C2'	5:I:146:DT:H71	2.52	0.40
2:B:29:ILE:N	2:B:29:ILE:HD12	2.36	0.40
5:J:155:DC:H1'	5:J:156:DC:H5'	2.04	0.40
5:I:6:DT:H2''	5:I:7:DA:C8	2.57	0.40
5:I:83:DA:H2''	5:I:84:DC:C5'	2.29	0.40
3:G:35:ARG:HH21	3:G:36:LYS:HE2	1.85	0.40
1:E:92:LEU:HD21	2:F:86:VAL:CG2	2.45	0.40
2:B:99:GLY:O	2:B:100:PHE:CD1	2.73	0.40
1:A:67:PHE:O	1:A:70:LEU:HB3	2.22	0.40
5:I:93:DT:H1'	5:I:94:DG:C5'	2.52	0.40
5:I:127:DA:H2''	5:I:128:DT:O5'	2.22	0.40
1:E:87:SER:OG	2:F:83:ALA:HB2	2.21	0.40
5:J:273:DA:H2''	5:J:274:DT:H5''	2.04	0.40
3:G:87:ILE:HG22	3:G:88:ARG:HD3	2.03	0.40
3:C:106:GLY:HA3	1:E:58:THR:HG22	2.04	0.40
3:G:104:GLN:HG3	4:H:57:LYS:HE2	2.04	0.40
3:C:31:HIS:CG	3:C:48:PRO:HG2	2.54	0.40
3:C:41:GLU:CA	3:C:41:GLU:OE2	2.65	0.40

There are no symmetry-related clashes.

5.3 Torsion angles ⓘ

5.3.1 Protein backbone ⓘ

In the following table, the Percentiles column shows the percent Ramachandran outliers of the chain as a percentile score with respect to all X-ray entries followed by that with respect to entries of similar resolution.

The Analysed column shows the number of residues for which the backbone conformation was analysed, and the total number of residues.

Mol	Chain	Analysed	Favoured	Allowed	Outliers	Percentiles	
1	A	95/139 (68%)	77 (81%)	16 (17%)	2 (2%)	9	46
1	E	97/139 (70%)	78 (80%)	15 (16%)	4 (4%)	3	27
2	B	76/106 (72%)	56 (74%)	18 (24%)	2 (3%)	7	40
2	F	82/106 (77%)	61 (74%)	17 (21%)	4 (5%)	3	22
3	C	104/133 (78%)	83 (80%)	19 (18%)	2 (2%)	10	50
3	G	101/133 (76%)	88 (87%)	8 (8%)	5 (5%)	3	21

Continued on next page...

Continued from previous page...

Mol	Chain	Analysed	Favoured	Allowed	Outliers	Percentiles	
4	D	91/105 (87%)	72 (79%)	17 (19%)	2 (2%)	8	45
4	H	90/105 (86%)	65 (72%)	19 (21%)	6 (7%)	1	12
All	All	736/966 (76%)	580 (79%)	129 (18%)	27 (4%)	4	29

All (27) Ramachandran outliers are listed below:

Mol	Chain	Res	Type
3	G	57	TYR
4	H	85	LYS
4	H	116	LYS
2	B	50	ILE
3	C	88	ARG
1	E	134	ARG
2	F	20	LYS
3	G	56	GLU
3	G	74	LYS
3	G	88	ARG
4	H	81	ALA
4	H	104	GLY
2	B	61	PHE
1	E	77	ASP
2	F	30	THR
2	F	61	PHE
4	H	117	ALA
1	A	44	GLY
1	E	115	LYS
2	F	96	THR
4	H	95	GLN
1	E	99	TYR
3	G	87	ILE
4	D	104	GLY
3	C	80	PRO
4	D	111	VAL
1	A	71	VAL

5.3.2 Protein sidechains ⓘ

In the following table, the Percentiles column shows the percent sidechain outliers of the chain as a percentile score with respect to all X-ray entries followed by that with respect to entries of similar resolution.

The Analysed column shows the number of residues for which the sidechain conformation was analysed, and the total number of residues.

Mol	Chain	Analysed	Rotameric	Outliers	Percentiles	
1	A	85/113 (75%)	77 (91%)	8 (9%)	11	41
1	E	86/113 (76%)	85 (99%)	1 (1%)	78	93
2	B	63/81 (78%)	55 (87%)	8 (13%)	5	25
2	F	69/81 (85%)	68 (99%)	1 (1%)	74	92
3	C	84/102 (82%)	77 (92%)	7 (8%)	14	49
3	G	82/102 (80%)	76 (93%)	6 (7%)	17	57
4	D	79/89 (89%)	66 (84%)	13 (16%)	3	13
4	H	78/89 (88%)	70 (90%)	8 (10%)	9	36
All	All	626/770 (81%)	574 (92%)	52 (8%)	14	49

All (52) residues with a non-rotameric sidechain are listed below:

Mol	Chain	Res	Type
1	A	60	LEU
1	A	64	LYS
1	A	65	LEU
1	A	107	THR
1	A	124	ILE
1	A	125	GLN
1	A	129	ARG
1	A	134	ARG
2	B	26	ILE
2	B	27	GLN
2	B	53	GLU
2	B	61	PHE
2	B	68	ASP
2	B	78	ARG
2	B	82	THR
2	B	90	LEU
3	C	65	LEU
3	C	73	ASN
3	C	80	PRO
3	C	84	GLN
3	C	87	ILE
3	C	101	THR
3	C	118	LYS
4	D	34	LYS

Continued on next page...

Continued from previous page...

Mol	Chain	Res	Type
4	D	36	SER
4	D	39	ILE
4	D	47	GLN
4	D	55	SER
4	D	71	GLU
4	D	84	ASN
4	D	86	ARG
4	D	88	THR
4	D	91	SER
4	D	101	LEU
4	D	105	GLU
4	D	118	VAL
1	E	104	PHE
2	F	82	THR
3	G	29	ARG
3	G	73	ASN
3	G	84	GLN
3	G	89	ASN
3	G	95	LYS
3	G	107	VAL
4	H	33	ARG
4	H	34	LYS
4	H	55	SER
4	H	70	PHE
4	H	71	GLU
4	H	86	ARG
4	H	94	ILE
4	H	101	LEU

Some sidechains can be flipped to improve hydrogen bonding and reduce clashes. All (38) such sidechains are listed below:

Mol	Chain	Res	Type
1	A	55	GLN
1	A	68	GLN
1	A	85	GLN
1	A	93	GLN
1	A	125	GLN
2	B	27	GLN
2	B	64	ASN
2	B	75	HIS
3	C	24	GLN
3	C	31	HIS

Continued on next page...

Continued from previous page...

Mol	Chain	Res	Type
3	C	38	ASN
3	C	68	ASN
3	C	73	ASN
3	C	84	GLN
3	C	89	ASN
3	C	104	GLN
4	D	47	GLN
4	D	49	HIS
4	D	63	ASN
4	D	67	ASN
4	D	84	ASN
1	E	39	HIS
1	E	76	GLN
1	E	85	GLN
1	E	93	GLN
1	E	125	GLN
2	F	27	GLN
2	F	64	ASN
2	F	75	HIS
2	F	93	GLN
3	G	24	GLN
3	G	38	ASN
3	G	68	ASN
3	G	84	GLN
3	G	89	ASN
3	G	112	GLN
4	H	47	GLN
4	H	63	ASN

5.3.3 RNA ⓘ

There are no RNA molecules in this entry.

5.4 Non-standard residues in protein, DNA, RNA chains ⓘ

There are no non-standard protein/DNA/RNA residues in this entry.

5.5 Carbohydrates ⓘ

There are no carbohydrates in this entry.

5.6 Ligand geometry

Of 1 ligands modelled in this entry, 1 is monoatomic - leaving 0 for Mogul analysis.

There are no bond length outliers.

There are no bond angle outliers.

There are no chirality outliers.

There are no torsion outliers.

There are no ring outliers.

No monomer is involved in short contacts.

5.7 Other polymers

There are no such residues in this entry.

5.8 Polymer linkage issues

There are no chain breaks in this entry.

6 Fit of model and data ⓘ

6.1 Protein, DNA and RNA chains ⓘ

In the following table, the column labelled ‘#RSRZ> 2’ contains the number (and percentage) of RSRZ outliers, followed by percent RSRZ outliers for the chain as percentile scores relative to all X-ray entries and entries of similar resolution. The OWAB column contains the minimum, median, 95th percentile and maximum values of the occupancy-weighted average B-factor per residue. The column labelled ‘Q< 0.9’ lists the number of (and percentage) of residues with an average occupancy less than 0.9.

Mol	Chain	Analysed	<RSRZ>	#RSRZ>2	OWAB(Å ²)	Q<0.9
1	A	97/139 (69%)	0.10	0 100 100	74, 94, 121, 143	0
1	E	99/139 (71%)	0.28	3 (3%) 54 39	57, 80, 117, 128	0
2	B	78/106 (73%)	0.08	0 100 100	71, 89, 116, 130	0
2	F	84/106 (79%)	0.28	1 (1%) 81 69	60, 81, 94, 129	0
3	C	106/133 (79%)	0.08	1 (0%) 85 78	54, 84, 112, 117	0
3	G	103/133 (77%)	0.06	0 100 100	60, 98, 117, 127	0
4	D	93/105 (88%)	0.06	0 100 100	68, 86, 112, 130	0
4	H	92/105 (87%)	0.29	1 (1%) 82 72	69, 99, 120, 138	0
5	I	146/146 (100%)	0.49	9 (6%) 24 13	86, 155, 198, 202	0
5	J	146/146 (100%)	0.39	6 (4%) 41 27	95, 157, 197, 202	0
All	All	1044/1258 (82%)	0.23	21 (2%) 68 54	54, 96, 180, 202	0

All (21) RSRZ outliers are listed below:

Mol	Chain	Res	Type	RSRZ
5	I	146	DT	13.9
1	E	37	LYS	5.1
5	J	147	DA	4.2
5	I	44	DC	3.5
2	F	102	GLY	3.5
5	J	148	DT	3.1
4	H	124	ALA	2.9
5	I	23	DT	2.9
1	E	39	HIS	2.6
3	C	14	ALA	2.6
5	I	14	DT	2.4
5	I	55	DA	2.3
5	J	161	DG	2.3

Continued on next page...

Continued from previous page...

Mol	Chain	Res	Type	RSRZ
5	I	25	DC	2.2
5	I	13	DC	2.2
5	J	160	DT	2.1
1	E	45	THR	2.1
5	J	271	DG	2.1
5	J	159	DC	2.1
5	I	139	DA	2.1
5	I	11	DA	2.0

6.2 Non-standard residues in protein, DNA, RNA chains [i](#)

There are no non-standard protein/DNA/RNA residues in this entry.

6.3 Carbohydrates [i](#)

There are no carbohydrates in this entry.

6.4 Ligands [i](#)

In the following table, the Atoms column lists the number of modelled atoms in the group and the number defined in the chemical component dictionary. LLDF column lists the quality of electron density of the group with respect to its neighbouring residues in protein, DNA or RNA chains. The B-factors column lists the minimum, median, 95th percentile and maximum values of B factors of atoms in the group. The column labelled 'Q< 0.9' lists the number of atoms with occupancy less than 0.9.

Mol	Type	Chain	Res	Atoms	RSCC	RSR	LLDF	B-factors(\AA^2)	Q<0.9
6	MN	E	1001	1/1	0.97	0.27	1.75	76,76,76,76	0

6.5 Other polymers [i](#)

There are no such residues in this entry.