



Full wwPDB X-ray Structure Validation Report ⓘ

Feb 19, 2016 – 08:17 PM GMT

PDB ID : 4WSC
Title : Crystal structure of a GroELK105A mutant
Authors : Lorimer, G.H.; Ye, X.; Fei, X.; Yang, D.; Corsepius, N.; LaRonde, N.A.
Deposited on : 2014-10-26
Resolution : 3.04 Å(reported)

This is a Full wwPDB X-ray Structure Validation Report for a publicly released PDB entry.
We welcome your comments at validation@mail.wwpdb.org
A user guide is available at
<http://wwpdb.org/validation/2016/XrayValidationReportHelp>
with specific help available everywhere you see the ⓘ symbol.

The following versions of software and data (see [references ⓘ](#)) were used in the production of this report:

MolProbity : 4.02b-467
Mogul : unknown
Xtriage (Phenix) : 1.9-1692
EDS : rb-20026982
Percentile statistics : 20151230.v01 (using entries in the PDB archive December 30th 2015)
Refmac : 5.8.0135
CCP4 : 6.5.0
Ideal geometry (proteins) : Engh & Huber (2001)
Ideal geometry (DNA, RNA) : Parkinson et al. (1996)
Validation Pipeline (wwPDB-VP) : rb-20026982

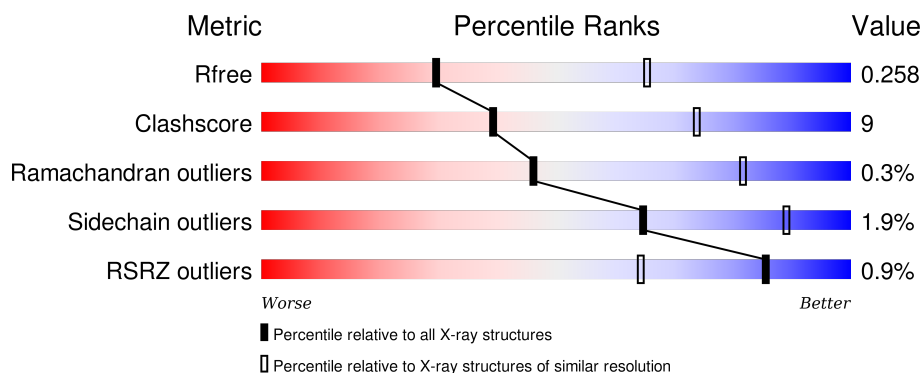
1 Overall quality at a glance

The following experimental techniques were used to determine the structure:

X-RAY DIFFRACTION

The reported resolution of this entry is 3.04 Å.

Percentile scores (ranging between 0-100) for global validation metrics of the entry are shown in the following graphic. The table shows the number of entries on which the scores are based.



Metric	Whole archive (#Entries)	Similar resolution (#Entries, resolution range(Å))
R_{free}	91344	1995 (3.08-3.00)
Clashscore	102246	2351 (3.08-3.00)
Ramachandran outliers	100387	2272 (3.08-3.00)
Sidechain outliers	100360	2275 (3.08-3.00)
RSRZ outliers	91569	2013 (3.08-3.00)

The table below summarises the geometric issues observed across the polymeric chains and their fit to the electron density. The red, orange, yellow and green segments on the lower bar indicate the fraction of residues that contain outliers for ≥ 3 , 2, 1 and 0 types of geometric quality criteria. A grey segment represents the fraction of residues that are not modelled. The numeric value for each fraction is indicated below the corresponding segment, with a dot representing fractions $\leq 5\%$. The upper red bar (where present) indicates the fraction of residues that have poor fit to the electron density. The numeric value is given above the bar.

Mol	Chain	Length	Quality of chain
1	A	548	<div> <div>3%</div> <div>74%</div> <div>20%</div> <div>• •</div> </div>
1	B	548	<div> <div>77%</div> <div>17%</div> <div>• •</div> </div>
1	C	548	<div> <div>77%</div> <div>18%</div> <div>• •</div> </div>
1	D	548	<div> <div>77%</div> <div>17%</div> <div>• •</div> </div>
1	E	548	<div> <div>%</div> <div>74%</div> <div>20%</div> <div>• •</div> </div>

Continued on next page...

Continued from previous page...

Mol	Chain	Length	Quality of chain
1	F	548	<div><div></div><div>72%</div><div>22%</div><div></div><div>• •</div></div>
1	G	548	<div><div></div><div>74%</div><div>21%</div><div></div><div>• •</div></div>
1	H	548	<div><div></div><div>73%</div><div>21%</div><div></div><div>• •</div></div>
1	I	548	<div><div></div><div>74%</div><div>20%</div><div></div><div>• •</div></div>
1	J	548	<div><div></div><div>73%</div><div>22%</div><div></div><div>• •</div></div>
1	K	548	<div><div></div><div>76%</div><div>19%</div><div></div><div>• •</div></div>
1	L	548	<div><div>7%</div><div></div><div>76%</div><div>18%</div><div></div><div>• •</div></div>
1	M	548	<div><div></div><div>73%</div><div>22%</div><div></div><div>• •</div></div>
1	N	548	<div><div></div><div>74%</div><div>20%</div><div></div><div>• •</div></div>

2 Entry composition

There is only 1 type of molecule in this entry. The entry contains 53914 atoms, of which 0 are hydrogens and 0 are deuteriums.

In the tables below, the ZeroOcc column contains the number of atoms modelled with zero occupancy, the AltConf column contains the number of residues with at least one atom in alternate conformation and the Trace column contains the number of residues modelled with at most 2 atoms.

- Molecule 1 is a protein called 60 kDa chaperonin.

Mol	Chain	Residues	Atoms					ZeroOcc	AltConf	Trace
1	A	524	Total	C	N	O	S	0	0	0
			3851	2394	664	773	20			
1	B	524	Total	C	N	O	S	0	0	0
			3851	2394	664	773	20			
1	C	524	Total	C	N	O	S	0	0	0
			3851	2394	664	773	20			
1	D	524	Total	C	N	O	S	0	0	0
			3851	2394	664	773	20			
1	E	524	Total	C	N	O	S	0	0	0
			3851	2394	664	773	20			
1	F	524	Total	C	N	O	S	0	0	0
			3851	2394	664	773	20			
1	G	524	Total	C	N	O	S	0	0	0
			3851	2394	664	773	20			
1	H	524	Total	C	N	O	S	0	0	0
			3851	2394	664	773	20			
1	I	524	Total	C	N	O	S	0	0	0
			3851	2394	664	773	20			
1	J	524	Total	C	N	O	S	0	0	0
			3851	2394	664	773	20			
1	K	524	Total	C	N	O	S	0	0	0
			3851	2394	664	773	20			
1	L	524	Total	C	N	O	S	0	0	0
			3851	2394	664	773	20			
1	M	524	Total	C	N	O	S	0	0	0
			3851	2394	664	773	20			
1	N	524	Total	C	N	O	S	0	0	0
			3851	2394	664	773	20			

There are 14 discrepancies between the modelled and reference sequences:

Chain	Residue	Modelled	Actual	Comment	Reference
A	105	ALA	LYS	engineered mutation	UNP P0A6F5

Continued on next page...

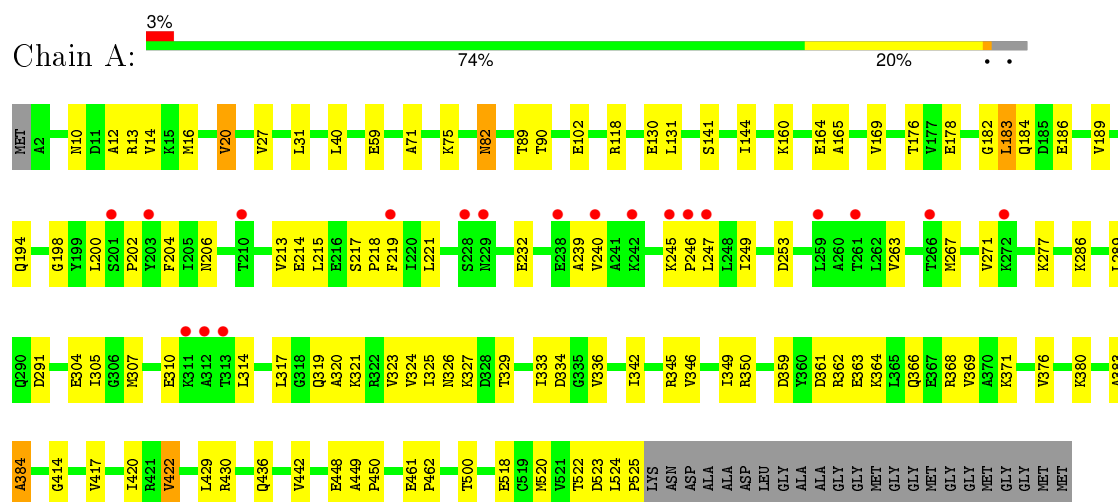
Continued from previous page...

Chain	Residue	Modelled	Actual	Comment	Reference
B	105	ALA	LYS	engineered mutation	UNP P0A6F5
C	105	ALA	LYS	engineered mutation	UNP P0A6F5
D	105	ALA	LYS	engineered mutation	UNP P0A6F5
E	105	ALA	LYS	engineered mutation	UNP P0A6F5
F	105	ALA	LYS	engineered mutation	UNP P0A6F5
G	105	ALA	LYS	engineered mutation	UNP P0A6F5
H	105	ALA	LYS	engineered mutation	UNP P0A6F5
I	105	ALA	LYS	engineered mutation	UNP P0A6F5
J	105	ALA	LYS	engineered mutation	UNP P0A6F5
K	105	ALA	LYS	engineered mutation	UNP P0A6F5
L	105	ALA	LYS	engineered mutation	UNP P0A6F5
M	105	ALA	LYS	engineered mutation	UNP P0A6F5
N	105	ALA	LYS	engineered mutation	UNP P0A6F5

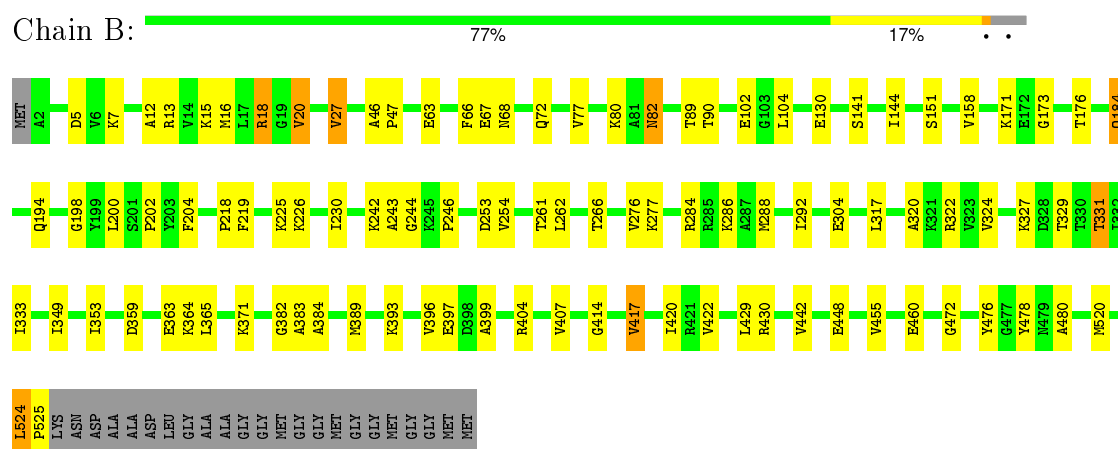
3 Residue-property plots

These plots are drawn for all protein, RNA and DNA chains in the entry. The first graphic for a chain summarises the proportions of errors displayed in the second graphic. The second graphic shows the sequence view annotated by issues in geometry and electron density. Residues are color-coded according to the number of geometric quality criteria for which they contain at least one outlier: green = 0, yellow = 1, orange = 2 and red = 3 or more. A red dot above a residue indicates a poor fit to the electron density ($RSRZ > 2$). Stretches of 2 or more consecutive residues without any outlier are shown as a green connector. Residues present in the sample, but not in the model, are shown in grey.

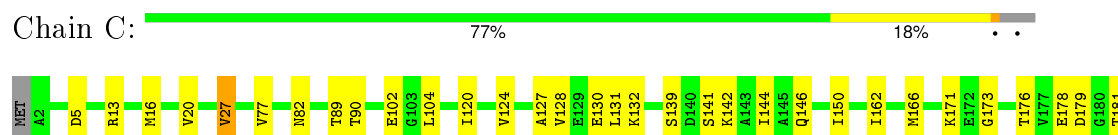
- Molecule 1: 60 kDa chaperonin

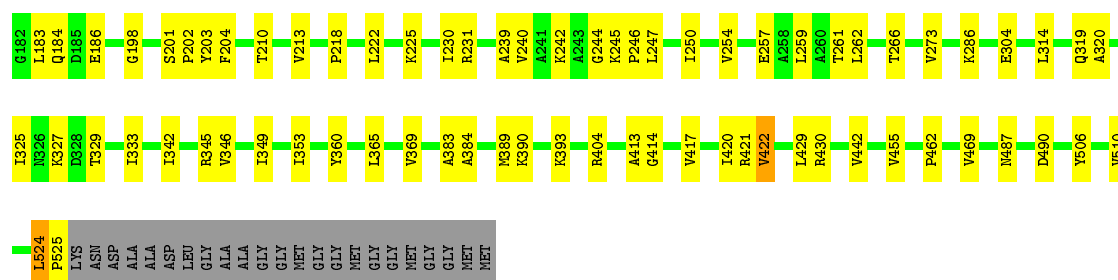


- Molecule 1: 60 kDa chaperonin



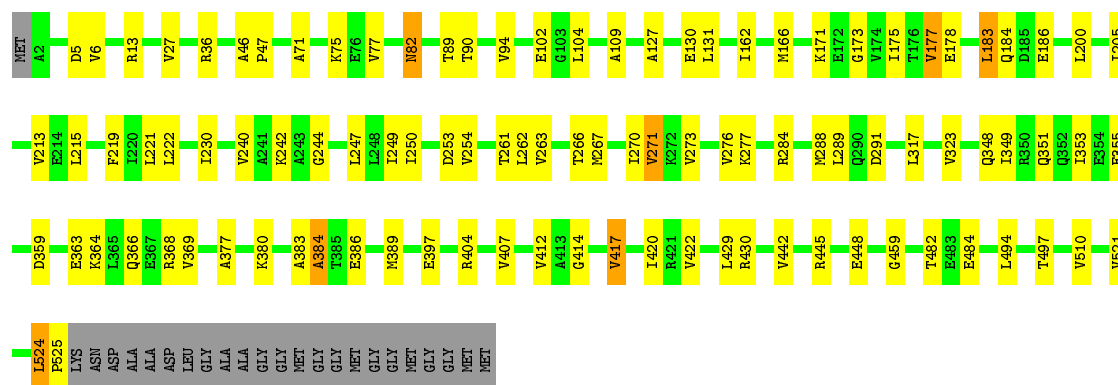
- Molecule 1: 60 kDa chaperonin





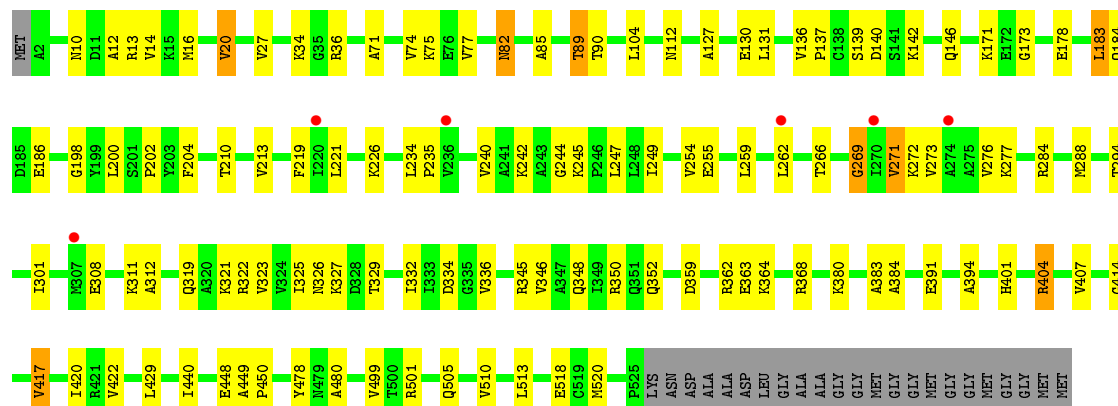
- Molecule 1: 60 kDa chaperonin

Chain D: 77% 17%



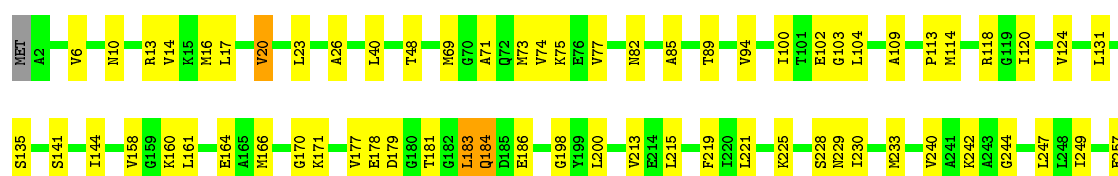
- Molecule 1: 60 kDa chaperonin

Chain E: 74% 20%

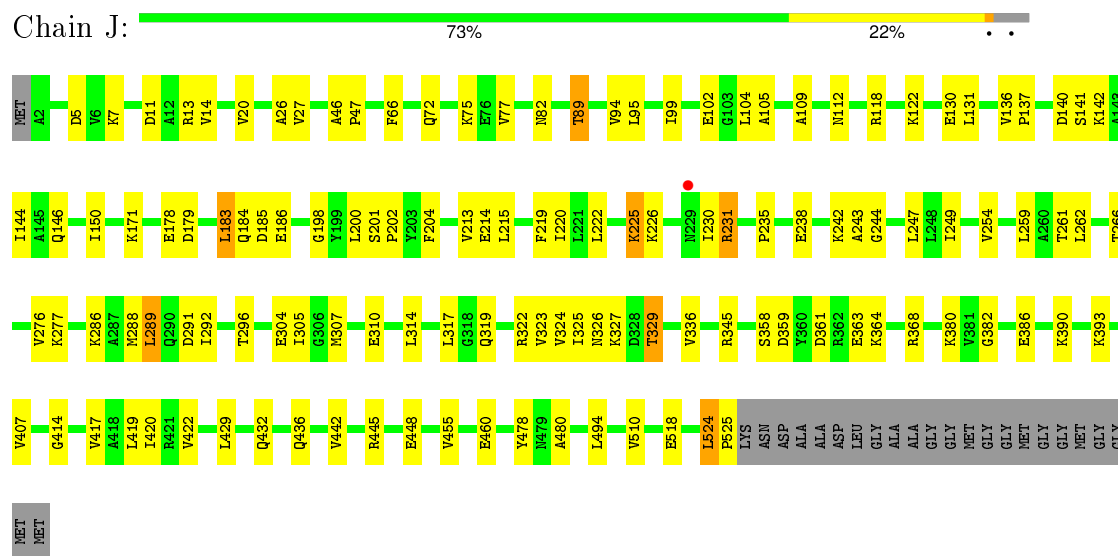


- Molecule 1: 60 kDa chaperonin

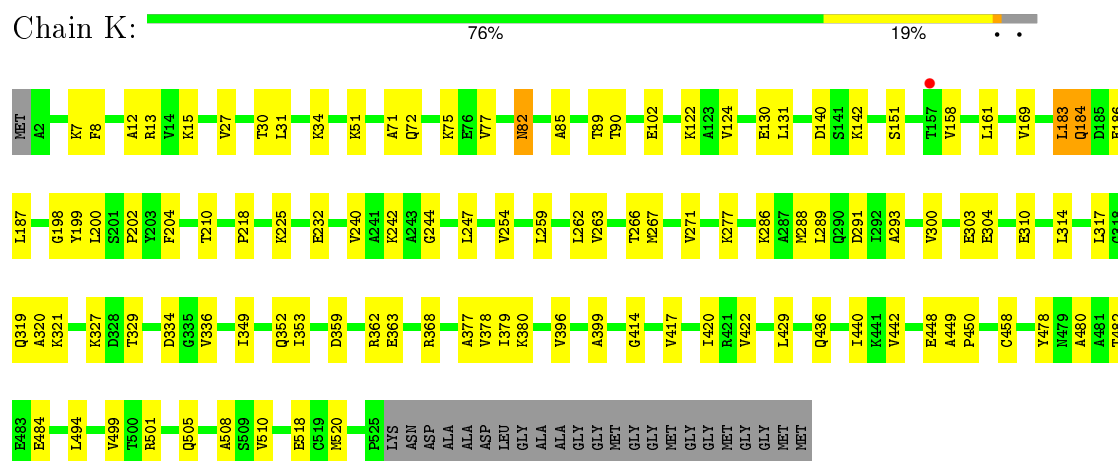
Chain F: 72% 22%



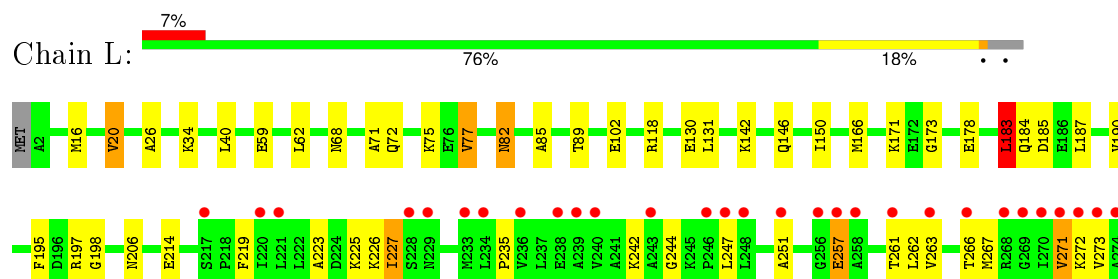
- Molecule 1: 60 kDa chaperonin

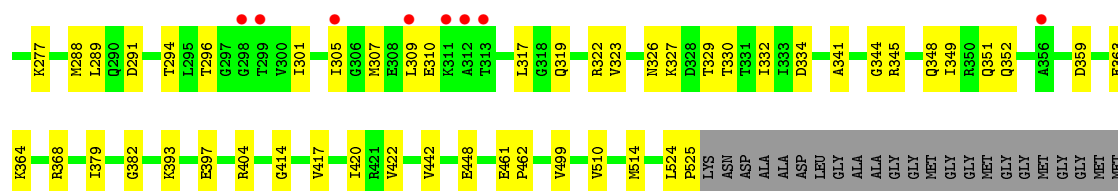


- Molecule 1: 60 kDa chaperonin



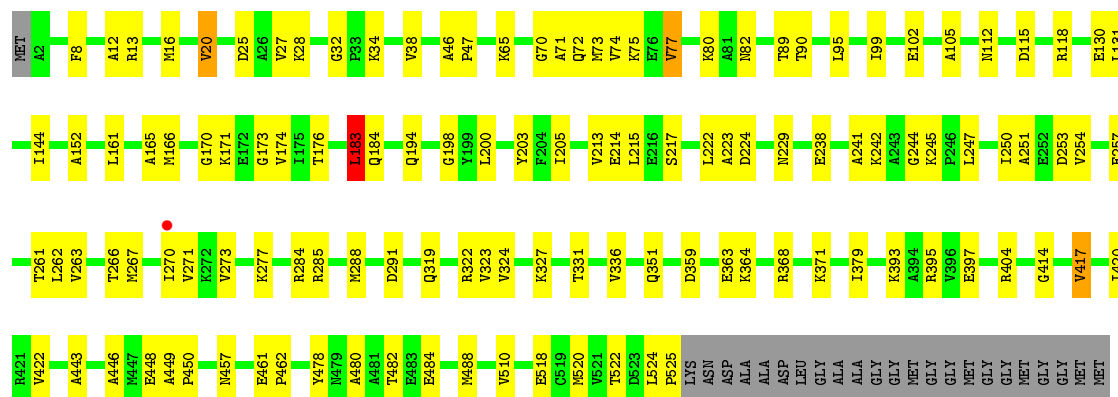
- Molecule 1: 60 kDa chaperonin





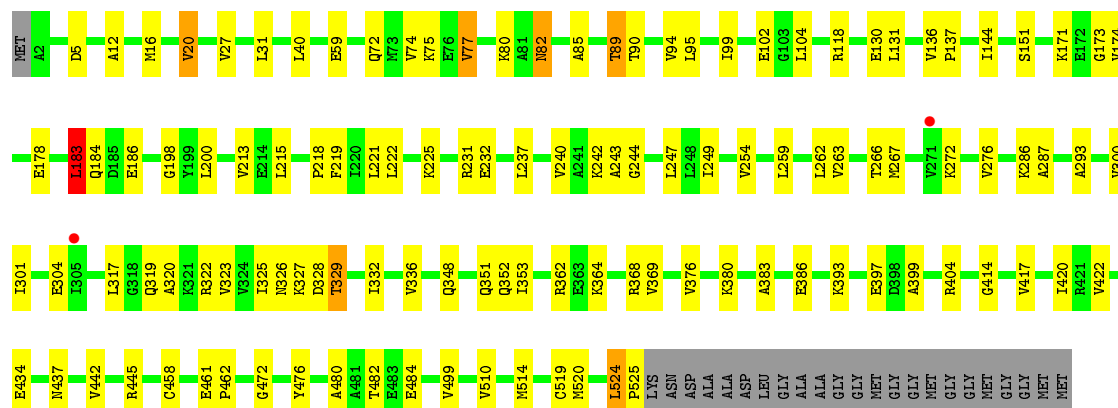
- Molecule 1: 60 kDa chaperonin

Chain M: 73% 22%



- Molecule 1: 60 kDa chaperonin

Chain N: 74% 20%



4 Data and refinement statistics

Property	Value	Source
Space group	P 1 21 1	Depositor
Cell constants a, b, c, α , β , γ	135.64Å 259.39Å 143.31Å 90.00° 105.12° 90.00°	Depositor
Resolution (Å)	80.52 – 3.04 84.15 – 3.04	Depositor EDS
% Data completeness (in resolution range)	98.4 (80.52-3.04) 96.2 (84.15-3.04)	Depositor EDS
R_{merge}	0.19	Depositor
R_{sym}	(Not available)	Depositor
$\langle I/\sigma(I) \rangle$ ¹	2.46 (at 3.01Å)	Xtriage
Refinement program	PHENIX (phenix.refine: 1.8.4_1496)	Depositor
R, R_{free}	0.190 , 0.256 0.192 , 0.258	Depositor DCC
R_{free} test set	1954 reflections (1.11%)	DCC
Wilson B-factor (Å ²)	37.5	Xtriage
Anisotropy	0.891	Xtriage
Bulk solvent k_{sol} (e/Å ³), B_{sol} (Å ²)	0.31 , 47.5	EDS
Estimated twinning fraction	No twinning to report.	Xtriage
L-test for twinning ²	$\langle L \rangle = 0.40$, $\langle L^2 \rangle = 0.22$	Xtriage
Outliers	0 of 180128 reflections	Xtriage
F_o, F_c correlation	0.91	EDS
Total number of atoms	53914	wwPDB-VP
Average B, all atoms (Å ²)	51.0	wwPDB-VP

Xtriage's analysis on translational NCS is as follows: *The largest off-origin peak in the Patterson function is 3.62% of the height of the origin peak. No significant pseudotranslation is detected.*

¹Intensities estimated from amplitudes.

²Theoretical values of $\langle |L| \rangle$, $\langle L^2 \rangle$ for acentric reflections are 0.5, 0.375 respectively for untwinned datasets, and 0.333, 0.2 for perfectly twinned datasets.

5 Model quality

5.1 Standard geometry

The Z score for a bond length (or angle) is the number of standard deviations the observed value is removed from the expected value. A bond length (or angle) with $|Z| > 5$ is considered an outlier worth inspection. RMSZ is the root-mean-square of all Z scores of the bond lengths (or angles).

Mol	Chain	Bond lengths		Bond angles	
		RMSZ	# Z >5	RMSZ	# Z >5
1	A	0.50	0/3879	0.73	2/5239 (0.0%)
1	B	0.52	0/3879	0.71	0/5239
1	C	0.53	0/3879	0.75	0/5239
1	D	0.51	0/3879	0.72	0/5239
1	E	0.46	0/3879	0.69	1/5239 (0.0%)
1	F	0.52	0/3879	0.73	0/5239
1	G	0.48	0/3879	0.71	0/5239
1	H	0.45	0/3879	0.67	1/5239 (0.0%)
1	I	0.49	0/3879	0.70	1/5239 (0.0%)
1	J	0.48	0/3879	0.71	0/5239
1	K	0.47	0/3879	0.67	0/5239
1	L	0.45	0/3879	0.67	1/5239 (0.0%)
1	M	0.47	0/3879	0.68	1/5239 (0.0%)
1	N	0.47	0/3879	0.67	1/5239 (0.0%)
All	All	0.49	0/54306	0.70	8/73346 (0.0%)

Chiral center outliers are detected by calculating the chiral volume of a chiral center and verifying if the center is modelled as a planar moiety or with the opposite hand. A planarity outlier is detected by checking planarity of atoms in a peptide group, atoms in a mainchain group or atoms of a sidechain that are expected to be planar.

Mol	Chain	#Chirality outliers	#Planarity outliers
1	E	0	1

There are no bond length outliers.

All (8) bond angle outliers are listed below:

Mol	Chain	Res	Type	Atoms	Z	Observed(°)	Ideal(°)
1	N	183	LEU	CA-CB-CG	5.81	128.65	115.30
1	L	183	LEU	CA-CB-CG	5.78	128.59	115.30
1	M	183	LEU	CA-CB-CG	5.46	127.85	115.30
1	H	183	LEU	CA-CB-CG	5.30	127.50	115.30

Continued on next page...

Continued from previous page...

Mol	Chain	Res	Type	Atoms	Z	Observed(°)	Ideal(°)
1	A	182	GLY	N-CA-C	5.29	126.32	113.10
1	E	269	GLY	N-CA-C	5.23	126.18	113.10
1	I	134	LEU	CA-CB-CG	5.09	127.00	115.30
1	A	184	GLN	N-CA-C	-5.04	97.39	111.00

There are no chirality outliers.

All (1) planarity outliers are listed below:

Mol	Chain	Res	Type	Group
1	E	183	LEU	Peptide

5.2 Too-close contacts

In the following table, the Non-H and H(model) columns list the number of non-hydrogen atoms and hydrogen atoms in the chain respectively. The H(added) column lists the number of hydrogen atoms added and optimized by MolProbity. The Clashes column lists the number of clashes within the asymmetric unit, whereas Symm-Clashes lists symmetry related clashes.

Mol	Chain	Non-H	H(model)	H(added)	Clashes	Symm-Clashes
1	A	3851	0	3968	69	0
1	B	3851	0	3968	60	0
1	C	3851	0	3968	66	0
1	D	3851	0	3968	65	0
1	E	3851	0	3968	77	0
1	F	3851	0	3968	79	0
1	G	3851	0	3968	66	0
1	H	3851	0	3968	77	0
1	I	3851	0	3968	72	0
1	J	3851	0	3968	83	0
1	K	3851	0	3968	64	0
1	L	3851	0	3968	66	0
1	M	3851	0	3968	81	0
1	N	3851	0	3968	76	0
All	All	53914	0	55552	970	0

The all-atom clashscore is defined as the number of clashes found per 1000 atoms (including hydrogen atoms). The all-atom clashscore for this structure is 9.

All (970) close contacts within the same asymmetric unit are listed below, sorted by their clash magnitude.

Atom-1	Atom-2	Interatomic distance (Å)	Clash overlap (Å)
1:L:34:LYS:HE2	1:M:118:ARG:HH22	1.31	0.95
1:M:173:GLY:O	1:M:404:ARG:NH2	2.07	0.87
1:H:200:LEU:HD21	1:H:277:LYS:HG3	1.56	0.85
1:A:183:LEU:HG	1:A:384:ALA:HB2	1.60	0.83
1:N:524:LEU:HD12	1:N:525:PRO:HD2	1.61	0.82
1:K:183:LEU:HD22	1:K:184:GLN:H	1.42	0.82
1:E:200:LEU:HD21	1:E:277:LYS:HG3	1.59	0.82
1:N:225:LYS:NZ	1:N:232:GLU:OE1	2.12	0.81
1:E:186:GLU:HB2	1:E:380:LYS:HB2	1.62	0.80
1:F:269:GLY:HA2	1:F:272:LYS:HE3	1.64	0.79
1:I:524:LEU:HD12	1:I:525:PRO:HD2	1.64	0.78
1:H:173:GLY:O	1:H:404:ARG:NH2	2.17	0.78
1:C:130:GLU:HB3	1:C:422:VAL:HG22	1.66	0.78
1:F:351:GLN:HA	1:F:354:GLU:HG2	1.65	0.78
1:M:241:ALA:HB1	1:N:231:ARG:HH12	1.50	0.77
1:H:13:ARG:HD2	1:H:104:LEU:HD22	1.66	0.77
1:I:34:LYS:HE2	1:J:118:ARG:HH22	1.48	0.76
1:M:241:ALA:HB1	1:N:231:ARG:NH1	2.01	0.75
1:G:171:LYS:HB3	1:G:407:VAL:HG11	1.67	0.75
1:G:179:ASP:HA	1:G:389:MET:HE1	1.70	0.74
1:I:77:VAL:HG21	1:I:510:VAL:HB	1.70	0.73
1:L:85:ALA:HB1	1:L:499:VAL:HG12	1.68	0.73
1:A:239:ALA:HB1	1:A:314:LEU:HG	1.71	0.73
1:M:34:LYS:HE2	1:N:118:ARG:HH22	1.54	0.73
1:M:200:LEU:HD21	1:M:277:LYS:HG3	1.68	0.73
1:G:319:GLN:HB3	1:G:336:VAL:HG21	1.71	0.72
1:I:183:LEU:HD22	1:I:184:GLN:H	1.54	0.72
1:I:82:ASN:HB2	1:I:89:THR:OG1	1.89	0.72
1:J:171:LYS:HB3	1:J:407:VAL:HG11	1.73	0.71
1:J:524:LEU:HD12	1:J:525:PRO:HD2	1.73	0.70
1:G:186:GLU:HB2	1:G:380:LYS:HB2	1.74	0.69
1:B:173:GLY:O	1:B:404:ARG:NH2	2.25	0.69
1:B:286:LYS:NZ	1:B:304:GLU:OE2	2.25	0.69
1:H:185:ASP:OD1	1:H:382:GLY:N	2.25	0.69
1:E:13:ARG:NH2	1:E:518:GLU:OE2	2.26	0.69
1:B:200:LEU:HD21	1:B:277:LYS:HG3	1.74	0.69
1:C:82:ASN:HB2	1:C:89:THR:OG1	1.93	0.68
1:M:417:VAL:HA	1:M:420:ILE:HG22	1.75	0.68
1:I:305:ILE:HD12	1:I:307:MET:HE2	1.76	0.68
1:M:247:LEU:HB3	1:M:273:VAL:HG22	1.74	0.68
1:J:82:ASN:HB2	1:J:89:THR:OG1	1.93	0.68
1:I:131:LEU:HD13	1:I:422:VAL:HG21	1.75	0.68

Continued on next page...

Continued from previous page...

Atom-1	Atom-2	Interatomic distance (Å)	Clash overlap (Å)
1:J:77:VAL:HG21	1:J:510:VAL:HB	1.76	0.67
1:G:131:LEU:HD13	1:G:422:VAL:HG21	1.76	0.67
1:F:186:GLU:HB2	1:F:380:LYS:HB2	1.75	0.67
1:D:173:GLY:O	1:D:404:ARG:NH2	2.26	0.67
1:F:158:VAL:HG13	1:F:396:VAL:HG22	1.75	0.67
1:M:77:VAL:HG21	1:M:510:VAL:HB	1.76	0.67
1:B:198:GLY:HA3	1:B:327:LYS:O	1.94	0.67
1:G:82:ASN:HB2	1:G:89:THR:OG1	1.95	0.67
1:C:5:ASP:HB2	1:C:524:LEU:HD13	1.75	0.67
1:L:393:LYS:NZ	1:L:397:GLU:OE1	2.28	0.67
1:C:139:SER:O	1:C:171:LYS:NZ	2.26	0.66
1:F:200:LEU:HD21	1:F:277:LYS:HG3	1.78	0.66
1:I:13:ARG:NH1	1:I:518:GLU:OE2	2.29	0.66
1:C:27:VAL:HG13	1:C:90:THR:HG23	1.77	0.66
1:K:349:ILE:HA	1:K:352:GLN:HG3	1.76	0.66
1:F:131:LEU:HD13	1:F:422:VAL:HG21	1.78	0.65
1:K:293:ALA:HB2	1:K:300:VAL:HG23	1.79	0.65
1:F:183:LEU:HB2	1:F:384:ALA:HB2	1.79	0.65
1:N:5:ASP:HB2	1:N:524:LEU:HD13	1.79	0.65
1:E:171:LYS:HB3	1:E:407:VAL:HG11	1.80	0.64
1:I:414:GLY:O	1:I:417:VAL:HG13	1.97	0.64
1:N:72:GLN:HE22	1:N:75:LYS:HE2	1.62	0.64
1:K:77:VAL:HG21	1:K:510:VAL:HB	1.79	0.64
1:N:198:GLY:HA3	1:N:327:LYS:O	1.96	0.64
1:A:326:ASN:HB2	1:A:329:THR:H	1.63	0.64
1:F:13:ARG:HD2	1:F:104:LEU:HD22	1.80	0.64
1:H:197:ARG:NH2	1:N:386:GLU:OE1	2.31	0.64
1:M:25:ASP:HA	1:M:28:LYS:HE2	1.80	0.64
1:J:183:LEU:HD22	1:J:184:GLN:H	1.63	0.64
1:C:524:LEU:HD12	1:C:525:PRO:HD2	1.80	0.64
1:L:524:LEU:HD12	1:L:525:PRO:HD2	1.80	0.63
1:H:82:ASN:HB2	1:H:89:THR:OG1	1.98	0.63
1:B:524:LEU:HD12	1:B:525:PRO:HD2	1.79	0.63
1:E:173:GLY:O	1:E:404:ARG:NH2	2.27	0.63
1:B:262:LEU:O	1:B:266:THR:HG23	1.97	0.63
1:K:183:LEU:HD22	1:K:184:GLN:N	2.13	0.63
1:J:286:LYS:NZ	1:J:304:GLU:OE2	2.32	0.63
1:L:173:GLY:O	1:L:404:ARG:NH2	2.31	0.63
1:M:262:LEU:O	1:M:266:THR:HG23	1.99	0.63
1:A:13:ARG:NH2	1:A:518:GLU:OE2	2.32	0.63
1:A:198:GLY:HA3	1:A:327:LYS:O	1.98	0.63

Continued on next page...

Continued from previous page...

Atom-1	Atom-2	Interatomic distance (Å)	Clash overlap (Å)
1:J:102:GLU:OE1	1:J:445:ARG:NH1	2.31	0.62
1:C:128:VAL:HG12	1:C:132:LYS:HE3	1.79	0.62
1:B:82:ASN:HB2	1:B:89:THR:OG1	1.99	0.62
1:F:359:ASP:O	1:F:363:GLU:HG3	1.99	0.62
1:K:186:GLU:HB2	1:K:380:LYS:HB2	1.81	0.62
1:M:13:ARG:NH1	1:M:518:GLU:OE2	2.32	0.62
1:I:5:ASP:HB2	1:I:524:LEU:HD13	1.80	0.62
1:F:473:ASP:OD1	1:F:474:GLY:N	2.32	0.62
1:E:308:GLU:HB2	1:E:311:LYS:HG3	1.81	0.62
1:N:130:GLU:HB3	1:N:422:VAL:HG22	1.81	0.62
1:A:183:LEU:HB2	1:A:384:ALA:N	2.14	0.62
1:E:198:GLY:HA3	1:E:327:LYS:O	1.98	0.62
1:G:359:ASP:O	1:G:363:GLU:HG3	2.00	0.62
1:B:27:VAL:HG13	1:B:90:THR:HG23	1.82	0.62
1:E:247:LEU:HB3	1:E:273:VAL:HG22	1.82	0.61
1:M:393:LYS:NZ	1:M:397:GLU:OE1	2.33	0.61
1:G:326:ASN:HB2	1:G:329:THR:H	1.65	0.61
1:D:420:ILE:HG13	1:D:448:GLU:HG2	1.81	0.61
1:N:77:VAL:HG21	1:N:510:VAL:HB	1.82	0.61
1:E:82:ASN:HB2	1:E:89:THR:OG1	1.99	0.61
1:A:291:ASP:OD2	1:A:368:ARG:HD2	1.99	0.61
1:I:247:LEU:HB3	1:I:273:VAL:HG22	1.82	0.61
1:I:262:LEU:O	1:I:266:THR:HG23	2.00	0.61
1:K:420:ILE:HG13	1:K:448:GLU:HG2	1.83	0.61
1:F:262:LEU:O	1:F:266:THR:HG23	2.01	0.61
1:N:102:GLU:HB3	1:N:442:VAL:HG22	1.83	0.61
1:E:284:ARG:HH11	1:E:364:LYS:HG3	1.64	0.61
1:L:130:GLU:HB3	1:L:422:VAL:HG22	1.82	0.61
1:E:420:ILE:HG13	1:E:448:GLU:HG2	1.83	0.60
1:M:176:THR:HG21	1:M:322:ARG:HH12	1.66	0.60
1:G:7:LYS:HE3	1:G:15:LYS:HE3	1.83	0.60
1:A:16:MET:O	1:A:20:VAL:HG13	2.01	0.60
1:L:131:LEU:HD13	1:L:422:VAL:HG21	1.84	0.60
1:N:326:ASN:HB2	1:N:329:THR:H	1.66	0.60
1:D:263:VAL:O	1:D:267:MET:HB2	2.01	0.60
1:K:291:ASP:OD2	1:K:368:ARG:HD2	2.02	0.60
1:B:171:LYS:HB3	1:B:407:VAL:HG11	1.83	0.60
1:L:344:GLY:O	1:L:348:GLN:HG3	2.02	0.60
1:E:254:VAL:HG12	1:E:259:LEU:HB2	1.84	0.59
1:H:359:ASP:O	1:H:363:GLU:HG2	2.03	0.59
1:B:218:PRO:HB3	1:B:246:PRO:HG2	1.85	0.59

Continued on next page...

Continued from previous page...

Atom-1	Atom-2	Interatomic distance (Å)	Clash overlap (Å)
1:K:183:LEU:O	1:K:184:GLN:HB2	2.01	0.59
1:B:414:GLY:O	1:B:417:VAL:HG13	2.01	0.59
1:G:414:GLY:O	1:G:417:VAL:HG13	2.03	0.59
1:I:183:LEU:HD22	1:I:184:GLN:N	2.18	0.59
1:L:62:LEU:N	1:L:68:ASN:OD1	2.22	0.59
1:A:359:ASP:O	1:A:363:GLU:HG3	2.03	0.59
1:E:13:ARG:HD3	1:E:104:LEU:HD22	1.85	0.59
1:I:420:ILE:HG13	1:I:448:GLU:HG2	1.83	0.59
1:L:198:GLY:HA3	1:L:327:LYS:O	2.02	0.59
1:D:177:VAL:HG21	1:D:397:GLU:HG3	1.84	0.59
1:H:459:GLY:HA3	1:I:112:ASN:ND2	2.18	0.59
1:H:198:GLY:HA3	1:H:327:LYS:O	2.03	0.59
1:E:284:ARG:HD3	1:E:364:LYS:HE2	1.83	0.58
1:J:72:GLN:HE22	1:J:75:LYS:HE2	1.68	0.58
1:G:200:LEU:HD21	1:G:277:LYS:HG3	1.85	0.58
1:D:222:LEU:HD23	1:D:250:ILE:HB	1.84	0.58
1:J:200:LEU:HD21	1:J:277:LYS:HG3	1.84	0.58
1:F:181:THR:OG1	1:F:186:GLU:OE1	2.21	0.58
1:A:417:VAL:HA	1:A:420:ILE:HG22	1.85	0.58
1:D:82:ASN:HB2	1:D:89:THR:OG1	2.03	0.58
1:B:284:ARG:NH1	1:B:364:LYS:HD2	2.18	0.58
1:A:40:LEU:HD13	1:A:59:GLU:HG3	1.86	0.58
1:G:215:LEU:HB2	1:G:323:VAL:HG22	1.85	0.58
1:M:82:ASN:HB2	1:M:89:THR:OG1	2.04	0.58
1:E:226:LYS:HD3	1:E:255:GLU:OE2	2.04	0.58
1:J:219:PHE:HB3	1:J:317:LEU:HD23	1.86	0.58
1:C:198:GLY:HA3	1:C:327:LYS:O	2.03	0.58
1:C:349:ILE:O	1:C:353:ILE:HG13	2.04	0.58
1:J:72:GLN:NE2	1:J:75:LYS:HE2	2.19	0.58
1:L:257:GLU:O	1:L:261:THR:OG1	2.18	0.58
1:H:144:ILE:HD13	1:H:166:MET:SD	2.44	0.58
1:M:524:LEU:HD12	1:M:525:PRO:HD2	1.86	0.58
1:K:140:ASP:OD2	1:K:142:LYS:HB3	2.04	0.58
1:H:482:THR:O	1:H:484:GLU:HG2	2.04	0.57
1:H:130:GLU:HB3	1:H:422:VAL:HG22	1.86	0.57
1:L:82:ASN:HB2	1:L:89:THR:OG1	2.03	0.57
1:H:77:VAL:HG21	1:H:510:VAL:HB	1.86	0.57
1:I:198:GLY:HA3	1:I:327:LYS:O	2.05	0.57
1:H:183:LEU:HD22	1:H:184:GLN:H	1.69	0.57
1:E:213:VAL:HB	1:E:325:ILE:HB	1.86	0.57
1:F:242:LYS:C	1:F:244:GLY:H	2.07	0.57

Continued on next page...

Continued from previous page...

Atom-1	Atom-2	Interatomic distance (Å)	Clash overlap (Å)
1:A:240:VAL:HG21	1:A:247:LEU:HD22	1.86	0.57
1:G:221:LEU:HD23	1:G:249:ILE:HD12	1.87	0.57
1:B:359:ASP:O	1:B:363:GLU:HG3	2.04	0.57
1:L:183:LEU:HD22	1:L:184:GLN:H	1.70	0.57
1:J:122:LYS:HG2	1:J:429:LEU:HD21	1.87	0.57
1:M:482:THR:O	1:M:484:GLU:HG2	2.05	0.57
1:G:270:ILE:HG22	1:G:271:VAL:HG23	1.87	0.57
1:K:82:ASN:HB2	1:K:89:THR:OG1	2.05	0.57
1:H:201:SER:OG	1:H:202:PRO:O	2.23	0.57
1:N:414:GLY:O	1:N:417:VAL:HG13	2.05	0.57
1:D:221:LEU:HB3	1:D:249:ILE:HD13	1.87	0.57
1:J:386:GLU:O	1:J:390:LYS:HG2	2.04	0.56
1:A:118:ARG:HE	1:A:436:GLN:NE2	2.03	0.56
1:A:305:ILE:HD12	1:A:307:MET:HE2	1.87	0.56
1:E:27:VAL:HG12	1:E:90:THR:HG23	1.86	0.56
1:L:183:LEU:O	1:L:184:GLN:HB2	2.05	0.56
1:A:10:ASN:O	1:A:14:VAL:HG13	2.05	0.56
1:H:247:LEU:HB3	1:H:273:VAL:HG22	1.86	0.56
1:G:194:GLN:O	1:G:371:LYS:HE3	2.05	0.56
1:I:173:GLY:O	1:I:404:ARG:NH2	2.38	0.56
1:H:420:ILE:HG13	1:H:448:GLU:HG2	1.88	0.56
1:B:420:ILE:HG13	1:B:448:GLU:HG2	1.86	0.56
1:I:16:MET:O	1:I:20:VAL:HG13	2.05	0.56
1:D:102:GLU:OE1	1:D:445:ARG:NH1	2.39	0.56
1:A:215:LEU:HB2	1:A:323:VAL:HG22	1.88	0.56
1:K:501:ARG:NH1	1:K:505:GLN:OE1	2.39	0.56
1:K:72:GLN:HE22	1:K:75:LYS:HE2	1.69	0.56
1:H:246:PRO:HB3	1:H:272:LYS:HG3	1.87	0.56
1:K:199:TYR:CZ	1:K:327:LYS:HA	2.41	0.56
1:M:198:GLY:HA3	1:M:327:LYS:O	2.05	0.55
1:L:262:LEU:O	1:L:266:THR:HG23	2.06	0.55
1:N:72:GLN:NE2	1:N:75:LYS:HE2	2.21	0.55
1:K:262:LEU:O	1:K:266:THR:HG23	2.05	0.55
1:J:201:SER:OG	1:J:202:PRO:O	2.23	0.55
1:D:127:ALA:O	1:D:131:LEU:HB2	2.06	0.55
1:N:31:LEU:HD13	1:N:90:THR:HG21	1.87	0.55
1:L:77:VAL:HG21	1:L:510:VAL:HB	1.86	0.55
1:F:82:ASN:HB2	1:F:89:THR:OG1	2.06	0.55
1:D:270:ILE:HG22	1:D:271:VAL:HG23	1.88	0.55
1:I:183:LEU:O	1:I:184:GLN:HB2	2.07	0.55
1:K:158:VAL:HG13	1:K:396:VAL:HG22	1.88	0.55

Continued on next page...

Continued from previous page...

Atom-1	Atom-2	Interatomic distance (Å)	Clash overlap (Å)
1:C:141:SER:HA	1:C:144:ILE:HD12	1.88	0.55
1:N:262:LEU:O	1:N:266:THR:HG23	2.07	0.55
1:F:420:ILE:HG13	1:F:448:GLU:HG2	1.89	0.55
1:L:71:ALA:O	1:L:75:LYS:HB2	2.05	0.55
1:I:68:ASN:O	1:I:72:GLN:HG2	2.06	0.55
1:C:77:VAL:HG21	1:C:510:VAL:HB	1.87	0.55
1:L:272:LYS:NZ	1:M:229:ASN:OD1	2.38	0.55
1:N:319:GLN:HB3	1:N:336:VAL:HG21	1.89	0.55
1:K:13:ARG:NH1	1:K:518:GLU:OE2	2.39	0.55
1:J:198:GLY:HA3	1:J:327:LYS:O	2.06	0.55
1:B:242:LYS:C	1:B:244:GLY:H	2.10	0.55
1:F:257:GLU:O	1:F:261:THR:OG1	2.20	0.55
1:F:266:THR:CG2	1:F:273:VAL:H	2.20	0.55
1:H:414:GLY:O	1:H:417:VAL:HG13	2.07	0.55
1:F:414:GLY:O	1:F:417:VAL:HG13	2.07	0.55
1:H:102:GLU:HB3	1:H:442:VAL:HG22	1.88	0.54
1:K:478:TYR:CE2	1:K:480:ALA:HA	2.42	0.54
1:G:13:ARG:HD2	1:G:104:LEU:HD22	1.89	0.54
1:K:131:LEU:HD13	1:K:422:VAL:HG21	1.88	0.54
1:A:183:LEU:HB2	1:A:384:ALA:H	1.73	0.54
1:G:198:GLY:HA3	1:G:327:LYS:O	2.07	0.54
1:F:349:ILE:O	1:F:353:ILE:HG13	2.07	0.54
1:K:254:VAL:HG12	1:K:259:LEU:HB2	1.89	0.54
1:E:323:VAL:HG22	1:E:332:ILE:HG12	1.88	0.54
1:D:186:GLU:HB2	1:D:380:LYS:HB2	1.88	0.54
1:B:130:GLU:HB3	1:B:422:VAL:HG22	1.89	0.54
1:G:420:ILE:HG13	1:G:448:GLU:HG2	1.89	0.54
1:L:359:ASP:O	1:L:363:GLU:HG2	2.08	0.54
1:I:71:ALA:O	1:I:75:LYS:HB2	2.07	0.54
1:L:195:PHE:CE2	1:L:330:THR:HB	2.43	0.54
1:H:158:VAL:HG13	1:H:396:VAL:HG22	1.89	0.54
1:K:7:LYS:HE3	1:K:15:LYS:HE3	1.90	0.54
1:C:254:VAL:HG12	1:C:259:LEU:HB2	1.90	0.54
1:A:429:LEU:O	1:A:430:ARG:NH1	2.36	0.54
1:E:326:ASN:HB2	1:E:329:THR:H	1.73	0.54
1:N:82:ASN:HB2	1:N:89:THR:OG1	2.08	0.54
1:N:254:VAL:HG12	1:N:259:LEU:HB2	1.89	0.54
1:K:319:GLN:HB3	1:K:336:VAL:HG21	1.90	0.54
1:A:141:SER:HA	1:A:144:ILE:HB	1.90	0.53
1:D:524:LEU:HD12	1:D:525:PRO:HD2	1.89	0.53
1:M:73:MET:O	1:M:77:VAL:HG13	2.09	0.53

Continued on next page...

Continued from previous page...

Atom-1	Atom-2	Interatomic distance (Å)	Clash overlap (Å)
1:C:27:VAL:CG1	1:C:90:THR:HG23	2.38	0.53
1:F:102:GLU:HB3	1:F:442:VAL:HG22	1.90	0.53
1:B:176:THR:HG21	1:B:322:ARG:HH12	1.74	0.53
1:D:171:LYS:HB3	1:D:407:VAL:HG11	1.90	0.53
1:L:349:ILE:HA	1:L:352:GLN:HG3	1.89	0.53
1:K:359:ASP:O	1:K:363:GLU:HG2	2.08	0.53
1:N:393:LYS:NZ	1:N:397:GLU:OE1	2.42	0.53
1:N:353:ILE:HG23	1:N:362:ARG:HG3	1.90	0.53
1:L:301:ILE:HD12	1:L:309:LEU:HD23	1.90	0.53
1:B:158:VAL:HG13	1:B:396:VAL:HG22	1.89	0.53
1:G:242:LYS:C	1:G:244:GLY:H	2.11	0.53
1:F:258:ALA:O	1:F:262:LEU:HG	2.09	0.53
1:A:130:GLU:HB3	1:A:422:VAL:HG22	1.90	0.53
1:H:226:LYS:HD3	1:H:255:GLU:OE2	2.09	0.53
1:D:242:LYS:C	1:D:244:GLY:H	2.11	0.53
1:J:219:PHE:O	1:J:247:LEU:HD12	2.09	0.53
1:F:326:ASN:HB2	1:F:329:THR:H	1.73	0.53
1:M:222:LEU:HD23	1:M:250:ILE:HB	1.91	0.52
1:C:239:ALA:HB1	1:C:314:LEU:HG	1.91	0.52
1:G:16:MET:O	1:G:20:VAL:HG13	2.09	0.52
1:J:215:LEU:HB2	1:J:323:VAL:HG22	1.91	0.52
1:L:235:PRO:HG3	1:L:310:GLU:HA	1.90	0.52
1:E:414:GLY:O	1:E:417:VAL:HG13	2.08	0.52
1:D:183:LEU:HB2	1:D:384:ALA:HB2	1.91	0.52
1:J:13:ARG:HD3	1:J:104:LEU:HD22	1.91	0.52
1:I:326:ASN:HB2	1:I:329:THR:H	1.74	0.52
1:L:417:VAL:HA	1:L:420:ILE:HG22	1.91	0.52
1:D:6:VAL:HG22	1:D:521:VAL:HG22	1.90	0.52
1:N:186:GLU:HB2	1:N:380:LYS:HB2	1.91	0.52
1:K:34:LYS:HE2	1:L:118:ARG:HH22	1.74	0.52
1:H:72:GLN:HE22	1:H:75:LYS:HE2	1.74	0.52
1:M:257:GLU:O	1:M:261:THR:OG1	2.27	0.52
1:L:40:LEU:HD13	1:L:59:GLU:HG3	1.92	0.52
1:E:130:GLU:HB3	1:E:422:VAL:HG22	1.91	0.52
1:L:345:ARG:O	1:L:348:GLN:HB2	2.09	0.52
1:A:414:GLY:O	1:A:417:VAL:HG13	2.10	0.52
1:A:194:GLN:O	1:A:371:LYS:HE3	2.09	0.52
1:N:173:GLY:O	1:N:404:ARG:NH2	2.43	0.52
1:M:359:ASP:O	1:M:363:GLU:HG2	2.10	0.52
1:D:215:LEU:HB2	1:D:323:VAL:HG22	1.91	0.52
1:I:36:ARG:HG3	1:J:518:GLU:HG3	1.92	0.52

Continued on next page...

Continued from previous page...

Atom-1	Atom-2	Interatomic distance (Å)	Clash overlap (Å)
1:M:65:LYS:HE3	1:M:522:THR:OG1	2.10	0.52
1:J:200:LEU:HG	1:J:276:VAL:HA	1.91	0.52
1:A:219:PHE:HB3	1:A:317:LEU:HD23	1.92	0.52
1:D:291:ASP:OD2	1:D:368:ARG:HD2	2.10	0.52
1:M:131:LEU:HD13	1:M:422:VAL:HG21	1.92	0.52
1:F:198:GLY:HA3	1:F:327:LYS:O	2.09	0.52
1:C:240:VAL:HG11	1:C:247:LEU:HB2	1.91	0.52
1:E:271:VAL:O	1:E:273:VAL:HG23	2.09	0.51
1:L:16:MET:HB3	1:L:514:MET:CE	2.40	0.51
1:F:305:ILE:HD12	1:F:307:MET:HE1	1.92	0.51
1:E:16:MET:O	1:E:20:VAL:HG13	2.10	0.51
1:L:414:GLY:O	1:L:417:VAL:HG13	2.11	0.51
1:A:219:PHE:O	1:A:247:LEU:HA	2.10	0.51
1:K:314:LEU:HD23	1:K:317:LEU:HD22	1.92	0.51
1:G:522:THR:OG1	1:G:523:ASP:N	2.44	0.51
1:B:194:GLN:O	1:B:371:LYS:HE3	2.10	0.51
1:M:16:MET:O	1:M:20:VAL:HG13	2.11	0.51
1:H:131:LEU:HD13	1:H:422:VAL:HG21	1.91	0.51
1:B:176:THR:HG21	1:B:333:ILE:HD13	1.92	0.51
1:A:27:VAL:CG1	1:A:90:THR:HG23	2.40	0.51
1:A:71:ALA:O	1:A:75:LYS:HB2	2.11	0.51
1:C:242:LYS:C	1:C:244:GLY:H	2.14	0.51
1:F:17:LEU:HD13	1:F:100:ILE:HG22	1.92	0.51
1:J:183:LEU:HD22	1:J:184:GLN:N	2.26	0.51
1:K:130:GLU:HB3	1:K:422:VAL:HG22	1.93	0.51
1:N:151:SER:HB2	1:N:399:ALA:HA	1.91	0.51
1:F:215:LEU:HB2	1:F:323:VAL:HG22	1.93	0.51
1:I:160:LYS:O	1:I:164:GLU:HG3	2.11	0.51
1:B:5:ASP:HB2	1:B:524:LEU:HD13	1.92	0.51
1:I:202:PRO:C	1:I:204:PHE:H	2.14	0.51
1:N:247:LEU:HD21	1:N:249:ILE:HD11	1.92	0.51
1:D:178:GLU:HG3	1:D:380:LYS:HG2	1.93	0.51
1:J:359:ASP:O	1:J:363:GLU:HG2	2.11	0.51
1:E:221:LEU:HD23	1:E:249:ILE:HD12	1.92	0.51
1:N:242:LYS:C	1:N:244:GLY:H	2.15	0.51
1:A:218:PRO:O	1:A:319:GLN:HG3	2.11	0.51
1:D:219:PHE:HB3	1:D:317:LEU:HD23	1.92	0.51
1:K:242:LYS:C	1:K:244:GLY:H	2.13	0.51
1:F:135:SER:HA	1:F:412:VAL:HG12	1.93	0.51
1:M:71:ALA:O	1:M:75:LYS:HB2	2.11	0.51
1:M:420:ILE:HG13	1:M:448:GLU:HG2	1.93	0.50

Continued on next page...

Continued from previous page...

Atom-1	Atom-2	Interatomic distance (Å)	Clash overlap (Å)
1:G:151:SER:HB2	1:G:399:ALA:HA	1.92	0.50
1:L:263:VAL:O	1:L:267:MET:HB2	2.11	0.50
1:G:160:LYS:O	1:G:164:GLU:HG3	2.10	0.50
1:J:131:LEU:HD13	1:J:422:VAL:HG21	1.92	0.50
1:F:225:LYS:HD3	1:F:309:LEU:HD11	1.93	0.50
1:D:383:ALA:HB3	1:D:389:MET:HB2	1.93	0.50
1:L:219:PHE:HB3	1:L:317:LEU:HD23	1.93	0.50
1:G:319:GLN:HB3	1:G:336:VAL:CG2	2.39	0.50
1:M:130:GLU:HB3	1:M:422:VAL:HG22	1.94	0.50
1:F:109:ALA:HB2	1:H:109:ALA:HB2	1.91	0.50
1:M:291:ASP:OD2	1:M:368:ARG:HD2	2.10	0.50
1:L:183:LEU:HD22	1:L:184:GLN:N	2.26	0.50
1:G:5:ASP:HB2	1:G:524:LEU:HD23	1.92	0.50
1:C:262:LEU:O	1:C:266:THR:HG23	2.12	0.50
1:J:296:THR:HB	1:J:319:GLN:H	1.76	0.50
1:G:34:LYS:HD2	1:G:458:CYS:HA	1.94	0.50
1:K:225:LYS:HE2	1:K:303:GLU:HG3	1.93	0.50
1:H:455:VAL:HG13	1:H:460:GLU:HB2	1.91	0.50
1:N:85:ALA:HB1	1:N:499:VAL:HG12	1.93	0.50
1:F:230:ILE:HG22	1:F:257:GLU:OE2	2.12	0.50
1:H:74:VAL:HA	1:H:510:VAL:HG21	1.93	0.50
1:M:253:ASP:OD1	1:M:254:VAL:N	2.44	0.50
1:A:213:VAL:O	1:A:324:VAL:HA	2.11	0.50
1:I:449:ALA:HB3	1:I:450:PRO:HD3	1.93	0.50
1:I:417:VAL:HA	1:I:420:ILE:HG22	1.93	0.50
1:H:6:VAL:HG22	1:H:521:VAL:HG22	1.94	0.50
1:F:141:SER:HA	1:F:144:ILE:HB	1.93	0.50
1:F:71:ALA:O	1:F:75:LYS:HB2	2.12	0.50
1:D:162:ILE:O	1:D:166:MET:HG3	2.11	0.50
1:A:321:LYS:HB2	1:A:334:ASP:HB3	1.94	0.50
1:F:161:LEU:HD22	1:F:379:ILE:HG23	1.94	0.50
1:K:414:GLY:N	1:K:494:LEU:HA	2.26	0.50
1:E:359:ASP:OD1	1:E:362:ARG:NH1	2.45	0.50
1:I:219:PHE:CE2	1:I:245:LYS:HB2	2.47	0.50
1:E:348:GLN:O	1:E:352:GLN:HG3	2.11	0.49
1:D:71:ALA:O	1:D:75:LYS:HB2	2.12	0.49
1:E:36:ARG:NH1	1:F:113:PRO:HG2	2.27	0.49
1:C:102:GLU:HB2	1:C:442:VAL:HG13	1.93	0.49
1:I:102:GLU:HB3	1:I:442:VAL:HG22	1.94	0.49
1:N:222:LEU:HD13	1:N:293:ALA:HA	1.95	0.49
1:C:222:LEU:HD23	1:C:250:ILE:HB	1.94	0.49

Continued on next page...

Continued from previous page...

Atom-1	Atom-2	Interatomic distance (Å)	Clash overlap (Å)
1:F:266:THR:HG22	1:F:273:VAL:H	1.76	0.49
1:J:102:GLU:HB3	1:J:442:VAL:HG22	1.95	0.49
1:I:266:THR:HG21	1:I:273:VAL:O	2.13	0.49
1:H:326:ASN:HB2	1:H:329:THR:H	1.78	0.49
1:G:242:LYS:O	1:G:244:GLY:N	2.45	0.49
1:K:200:LEU:HD21	1:K:277:LYS:HG3	1.94	0.49
1:J:254:VAL:HG12	1:J:259:LEU:HB2	1.94	0.49
1:D:459:GLY:HA3	1:E:112:ASN:ND2	2.27	0.49
1:C:201:SER:OG	1:C:202:PRO:O	2.27	0.49
1:J:140:ASP:OD1	1:J:140:ASP:N	2.46	0.49
1:D:414:GLY:H	1:D:494:LEU:HA	1.78	0.49
1:E:27:VAL:CG1	1:E:90:THR:HG23	2.42	0.49
1:A:218:PRO:HB3	1:A:246:PRO:HG2	1.95	0.49
1:K:263:VAL:O	1:K:267:MET:HB2	2.12	0.49
1:J:7:LYS:HE2	1:J:66:PHE:CE2	2.48	0.49
1:B:383:ALA:O	1:B:384:ALA:HB3	2.12	0.49
1:M:414:GLY:O	1:M:417:VAL:HG13	2.13	0.49
1:B:63:GLU:HB2	1:C:524:LEU:HD21	1.94	0.49
1:K:198:GLY:HA3	1:K:327:LYS:O	2.12	0.49
1:K:414:GLY:H	1:K:494:LEU:HA	1.78	0.49
1:D:130:GLU:HB3	1:D:422:VAL:HG22	1.95	0.49
1:I:353:ILE:HG23	1:I:362:ARG:HG3	1.95	0.49
1:C:16:MET:O	1:C:20:VAL:HG13	2.11	0.49
1:D:414:GLY:O	1:D:417:VAL:HG13	2.13	0.49
1:F:266:THR:HG21	1:F:273:VAL:O	2.13	0.49
1:A:286:LYS:NZ	1:A:304:GLU:OE2	2.29	0.49
1:A:346:VAL:O	1:A:350:ARG:HB2	2.13	0.49
1:D:366:GLN:HA	1:D:369:VAL:HG22	1.94	0.49
1:E:142:LYS:HE2	1:E:146:GLN:OE1	2.12	0.48
1:E:321:LYS:HB2	1:E:334:ASP:HB3	1.95	0.48
1:F:103:GLY:HA3	1:F:515:ILE:HD11	1.95	0.48
1:J:144:ILE:HD11	1:J:171:LYS:HE2	1.93	0.48
1:E:266:THR:HG21	1:E:273:VAL:O	2.13	0.48
1:K:34:LYS:HG3	1:K:458:CYS:HA	1.94	0.48
1:D:284:ARG:O	1:D:288:MET:HG3	2.13	0.48
1:K:12:ALA:HB1	1:K:520:MET:HG3	1.95	0.48
1:B:478:TYR:CE2	1:B:480:ALA:HA	2.48	0.48
1:K:414:GLY:O	1:K:417:VAL:HG13	2.13	0.48
1:A:449:ALA:HB3	1:A:450:PRO:HD3	1.94	0.48
1:H:16:MET:O	1:H:20:VAL:HG13	2.13	0.48
1:E:501:ARG:NH1	1:E:505:GLN:OE1	2.46	0.48

Continued on next page...

Continued from previous page...

Atom-1	Atom-2	Interatomic distance (Å)	Clash overlap (Å)
1:J:345:ARG:HH21	1:J:368:ARG:HH12	1.61	0.48
1:K:359:ASP:OD1	1:K:362:ARG:NH1	2.46	0.48
1:G:232:GLU:OE1	1:G:309:LEU:HD12	2.13	0.48
1:D:13:ARG:HD2	1:D:104:LEU:HD22	1.94	0.48
1:G:266:THR:CG2	1:G:273:VAL:H	2.26	0.48
1:H:103:GLY:HA3	1:H:515:ILE:HD11	1.95	0.48
1:J:185:ASP:OD1	1:J:382:GLY:N	2.41	0.48
1:K:30:THR:HB	1:K:51:LYS:O	2.14	0.48
1:B:151:SER:HB2	1:B:399:ALA:HA	1.95	0.48
1:H:284:ARG:O	1:H:288:MET:HG3	2.12	0.48
1:K:482:THR:O	1:K:484:GLU:HG2	2.13	0.48
1:N:183:LEU:HD22	1:N:184:GLN:N	2.29	0.48
1:I:162:ILE:O	1:I:166:MET:HG3	2.13	0.48
1:I:178:GLU:HG2	1:I:322:ARG:NH1	2.28	0.48
1:L:34:LYS:HE2	1:M:118:ARG:NH2	2.14	0.48
1:D:5:ASP:HB2	1:D:524:LEU:CD1	2.43	0.48
1:M:183:LEU:HD22	1:M:184:GLN:N	2.28	0.48
1:M:217:SER:O	1:M:245:LYS:HD3	2.13	0.48
1:C:124:VAL:O	1:C:128:VAL:HG23	2.13	0.48
1:F:263:VAL:O	1:F:267:MET:HB2	2.14	0.48
1:H:230:ILE:HD12	1:H:261:THR:HB	1.96	0.48
1:E:247:LEU:O	1:E:273:VAL:HG13	2.13	0.48
1:A:213:VAL:HB	1:A:325:ILE:HB	1.94	0.48
1:I:239:ALA:HB1	1:I:314:LEU:HG	1.96	0.48
1:I:242:LYS:C	1:I:244:GLY:H	2.17	0.48
1:J:238:GLU:O	1:J:242:LYS:HD3	2.14	0.48
1:N:40:LEU:HD13	1:N:59:GLU:HG3	1.96	0.48
1:G:68:ASN:O	1:G:72:GLN:HG2	2.13	0.48
1:J:95:LEU:O	1:J:99:ILE:HG13	2.13	0.47
1:G:102:GLU:HB3	1:G:442:VAL:HG22	1.96	0.47
1:N:131:LEU:HD13	1:N:422:VAL:HG21	1.96	0.47
1:H:149:THR:HG22	1:H:154:SER:HA	1.96	0.47
1:N:348:GLN:O	1:N:352:GLN:HG3	2.14	0.47
1:D:253:ASP:OD1	1:D:254:VAL:N	2.47	0.47
1:N:16:MET:O	1:N:20:VAL:HG13	2.14	0.47
1:M:70:GLY:HA2	1:M:73:MET:HE2	1.94	0.47
1:F:359:ASP:OD1	1:F:362:ARG:NH1	2.47	0.47
1:H:71:ALA:O	1:H:75:LYS:HB2	2.15	0.47
1:M:284:ARG:O	1:M:288:MET:HG3	2.15	0.47
1:I:242:LYS:HA	1:J:231:ARG:HH11	1.78	0.47
1:M:27:VAL:HG12	1:M:90:THR:HG23	1.96	0.47

Continued on next page...

Continued from previous page...

Atom-1	Atom-2	Interatomic distance (Å)	Clash overlap (Å)
1:E:34:LYS:HB3	1:F:114:MET:HG3	1.96	0.47
1:B:68:ASN:O	1:B:72:GLN:HG2	2.15	0.47
1:C:178:GLU:HA	1:C:393:LYS:HE2	1.96	0.47
1:D:351:GLN:O	1:D:355:GLU:HG3	2.15	0.47
1:F:23:LEU:HD23	1:F:74:VAL:HG22	1.95	0.47
1:G:482:THR:O	1:G:484:GLU:HG2	2.13	0.47
1:N:183:LEU:O	1:N:184:GLN:HB2	2.15	0.47
1:J:478:TYR:CE2	1:J:480:ALA:HA	2.49	0.47
1:C:286:LYS:NZ	1:C:304:GLU:OE2	2.31	0.47
1:M:20:VAL:HB	1:M:74:VAL:HG11	1.96	0.47
1:J:262:LEU:O	1:J:266:THR:HG23	2.14	0.47
1:G:364:LYS:HD3	1:G:364:LYS:HA	1.70	0.47
1:A:232:GLU:HA	1:A:310:GLU:CD	2.34	0.47
1:G:177:VAL:HG21	1:G:397:GLU:HG3	1.96	0.47
1:F:171:LYS:HB3	1:F:407:VAL:HG11	1.95	0.47
1:D:414:GLY:N	1:D:494:LEU:HA	2.30	0.47
1:F:225:LYS:HD3	1:F:309:LEU:CD1	2.45	0.47
1:I:284:ARG:O	1:I:288:MET:HG3	2.15	0.47
1:G:349:ILE:O	1:G:353:ILE:HG13	2.14	0.47
1:B:13:ARG:HD2	1:B:104:LEU:HD22	1.97	0.47
1:C:342:ILE:O	1:C:346:VAL:HG23	2.15	0.47
1:I:201:SER:OG	1:I:202:PRO:O	2.26	0.47
1:E:321:LYS:HD2	1:E:334:ASP:OD2	2.14	0.47
1:B:141:SER:HA	1:B:144:ILE:HB	1.97	0.47
1:G:366:GLN:HA	1:G:369:VAL:HG22	1.97	0.47
1:E:200:LEU:HG	1:E:276:VAL:HA	1.96	0.47
1:J:319:GLN:HB3	1:J:336:VAL:HG21	1.98	0.47
1:L:291:ASP:OD2	1:L:368:ARG:HD2	2.15	0.47
1:H:229:ASN:HD21	1:N:272:LYS:NZ	2.13	0.47
1:G:472:GLY:HA3	1:G:476:TYR:CD2	2.50	0.47
1:H:281:PHE:HZ	1:N:383:ALA:O	1.98	0.47
1:E:139:SER:O	1:E:171:LYS:NZ	2.44	0.46
1:I:57:ALA:O	1:I:75:LYS:HD2	2.16	0.46
1:F:240:VAL:HG11	1:F:247:LEU:HB2	1.97	0.46
1:N:213:VAL:HB	1:N:325:ILE:HB	1.97	0.46
1:C:218:PRO:HD2	1:C:320:ALA:O	2.15	0.46
1:C:413:ALA:HB1	1:C:417:VAL:HG22	1.97	0.46
1:H:287:ALA:HB1	1:H:368:ARG:NH1	2.30	0.46
1:C:345:ARG:O	1:C:349:ILE:HG13	2.15	0.46
1:H:270:ILE:HG13	1:H:271:VAL:HG23	1.97	0.46
1:L:142:LYS:O	1:L:146:GLN:HG3	2.16	0.46

Continued on next page...

Continued from previous page...

Atom-1	Atom-2	Interatomic distance (Å)	Clash overlap (Å)
1:L:225:LYS:HZ1	1:L:227:ILE:HG12	1.80	0.46
1:E:131:LEU:HD13	1:E:422:VAL:HG21	1.96	0.46
1:C:413:ALA:CB	1:C:417:VAL:HG22	2.45	0.46
1:D:77:VAL:HG21	1:D:510:VAL:HB	1.97	0.46
1:F:85:ALA:HB1	1:F:499:VAL:HG12	1.97	0.46
1:I:384:ALA:HB3	1:I:388:GLU:OE1	2.15	0.46
1:J:183:LEU:O	1:J:184:GLN:HB2	2.15	0.46
1:F:10:ASN:O	1:F:14:VAL:HG13	2.15	0.46
1:I:205:ILE:HA	1:I:213:VAL:HG22	1.97	0.46
1:M:203:TYR:H	1:M:205:ILE:HD12	1.79	0.46
1:N:417:VAL:O	1:N:420:ILE:HG22	2.16	0.46
1:J:179:ASP:OD1	1:J:393:LYS:HE3	2.16	0.46
1:C:142:LYS:O	1:C:146:GLN:HG3	2.15	0.46
1:J:414:GLY:N	1:J:494:LEU:HA	2.31	0.46
1:N:482:THR:O	1:N:484:GLU:HG2	2.16	0.46
1:J:5:ASP:HB2	1:J:524:LEU:HD13	1.97	0.46
1:H:102:GLU:OE1	1:H:445:ARG:NH1	2.48	0.46
1:J:213:VAL:HB	1:J:325:ILE:HB	1.97	0.46
1:C:77:VAL:HG12	1:C:506:TYR:HB3	1.97	0.46
1:M:72:GLN:HE22	1:M:75:LYS:HE2	1.81	0.46
1:C:266:THR:HG21	1:C:273:VAL:O	2.15	0.46
1:M:166:MET:O	1:M:170:GLY:N	2.47	0.46
1:J:225:LYS:HD3	1:J:226:LYS:O	2.16	0.46
1:M:161:LEU:HD22	1:M:379:ILE:HG23	1.97	0.46
1:B:455:VAL:HG13	1:B:460:GLU:HB2	1.97	0.46
1:M:224:ASP:OD1	1:M:285:ARG:NH1	2.46	0.46
1:B:200:LEU:HG	1:B:276:VAL:HA	1.98	0.46
1:A:218:PRO:HD2	1:A:320:ALA:O	2.16	0.46
1:G:433:ASN:ND2	1:G:436:GLN:HG3	2.31	0.46
1:A:102:GLU:HB3	1:A:442:VAL:HG22	1.98	0.46
1:D:364:LYS:HD3	1:D:364:LYS:HA	1.69	0.46
1:N:364:LYS:HD3	1:N:364:LYS:HA	1.73	0.46
1:K:288:MET:O	1:K:291:ASP:HB2	2.15	0.46
1:M:183:LEU:HD22	1:M:184:GLN:H	1.81	0.46
1:I:200:LEU:HG	1:I:276:VAL:HA	1.98	0.46
1:B:429:LEU:O	1:B:430:ARG:NH1	2.46	0.46
1:K:122:LYS:HE2	1:K:429:LEU:HD11	1.97	0.46
1:B:349:ILE:O	1:B:353:ILE:HG13	2.16	0.46
1:D:221:LEU:HD23	1:D:249:ILE:HD12	1.97	0.46
1:J:7:LYS:HG3	1:J:66:PHE:CZ	2.51	0.46
1:H:288:MET:O	1:H:291:ASP:HB2	2.16	0.46

Continued on next page...

Continued from previous page...

Atom-1	Atom-2	Interatomic distance (Å)	Clash overlap (Å)
1:N:200:LEU:HG	1:N:276:VAL:HA	1.98	0.46
1:A:178:GLU:HG3	1:A:380:LYS:HG2	1.98	0.46
1:C:383:ALA:O	1:C:384:ALA:HB3	2.16	0.46
1:L:178:GLU:HG2	1:L:322:ARG:NH1	2.31	0.45
1:K:124:VAL:HG21	1:K:508:ALA:CB	2.46	0.45
1:E:345:ARG:HH21	1:E:368:ARG:HH12	1.64	0.45
1:B:288:MET:O	1:B:292:ILE:HG13	2.16	0.45
1:F:230:ILE:HB	1:F:258:ALA:HA	1.98	0.45
1:B:218:PRO:HD2	1:B:320:ALA:O	2.17	0.45
1:I:213:VAL:HB	1:I:325:ILE:HB	1.98	0.45
1:H:349:ILE:HA	1:H:352:GLN:HG3	1.98	0.45
1:M:152:ALA:O	1:M:395:ARG:HD2	2.17	0.45
1:E:242:LYS:C	1:E:244:GLY:H	2.19	0.45
1:J:186:GLU:HB2	1:J:380:LYS:HB2	1.97	0.45
1:J:314:LEU:HD23	1:J:317:LEU:HD22	1.97	0.45
1:H:247:LEU:HD21	1:H:249:ILE:HD11	1.98	0.45
1:M:183:LEU:O	1:M:184:GLN:HB2	2.16	0.45
1:D:359:ASP:O	1:D:363:GLU:HG3	2.17	0.45
1:K:286:LYS:NZ	1:K:304:GLU:OE2	2.49	0.45
1:H:409:GLU:CD	1:H:501:ARG:HH21	2.20	0.45
1:N:31:LEU:HD12	1:N:31:LEU:HA	1.72	0.45
1:E:178:GLU:OE2	1:E:322:ARG:HD3	2.15	0.45
1:A:319:GLN:O	1:A:336:VAL:HG23	2.17	0.45
1:F:233:MET:CE	1:F:309:LEU:HD13	2.46	0.45
1:F:118:ARG:HD2	1:F:436:GLN:NE2	2.32	0.45
1:D:27:VAL:HG12	1:D:90:THR:HG23	1.98	0.45
1:C:421:ARG:NH2	1:C:469:VAL:O	2.43	0.45
1:E:183:LEU:HB2	1:E:384:ALA:HB2	1.98	0.45
1:E:85:ALA:HB1	1:E:499:VAL:HG12	1.98	0.45
1:D:240:VAL:HG11	1:D:247:LEU:HB2	1.98	0.45
1:D:429:LEU:O	1:D:430:ARG:NH1	2.45	0.45
1:L:223:ALA:O	1:L:251:ALA:HA	2.17	0.45
1:C:383:ALA:CB	1:C:389:MET:HB2	2.47	0.45
1:H:225:LYS:HE2	1:H:303:GLU:OE2	2.16	0.45
1:H:151:SER:HB2	1:H:399:ALA:HA	1.97	0.45
1:C:245:LYS:NZ	1:C:319:GLN:OE1	2.46	0.45
1:A:82:ASN:HB2	1:A:89:THR:OG1	2.16	0.45
1:F:414:GLY:N	1:F:494:LEU:HA	2.31	0.45
1:L:223:ALA:HB2	1:L:309:LEU:HD21	1.98	0.45
1:G:190:VAL:HB	1:G:334:ASP:OD1	2.17	0.45
1:G:441:LYS:O	1:G:445:ARG:HB2	2.17	0.45

Continued on next page...

Continued from previous page...

Atom-1	Atom-2	Interatomic distance (Å)	Clash overlap (Å)
1:I:310:GLU:OE1	1:I:310:GLU:N	2.47	0.45
1:H:77:VAL:CG2	1:H:510:VAL:HB	2.47	0.45
1:H:183:LEU:HD22	1:H:184:GLN:N	2.32	0.45
1:A:217:SER:HA	1:A:320:ALA:O	2.17	0.45
1:B:384:ALA:HA	1:C:360:TYR:OH	2.17	0.45
1:N:221:LEU:HD11	1:N:301:ILE:HD12	1.98	0.45
1:M:319:GLN:HB3	1:M:336:VAL:HG21	1.98	0.45
1:N:12:ALA:HB1	1:N:520:MET:HG3	1.98	0.45
1:C:179:ASP:OD2	1:C:390:LYS:NZ	2.47	0.45
1:B:200:LEU:HD23	1:B:200:LEU:HA	1.83	0.45
1:M:77:VAL:O	1:M:80:LYS:HB2	2.17	0.45
1:B:176:THR:CG2	1:B:322:ARG:HH12	2.29	0.45
1:M:242:LYS:C	1:M:244:GLY:H	2.20	0.45
1:G:77:VAL:HG21	1:G:510:VAL:HB	1.98	0.45
1:F:179:ASP:OD1	1:F:393:LYS:HE3	2.17	0.45
1:E:240:VAL:HG21	1:E:247:LEU:HD22	1.98	0.45
1:E:284:ARG:O	1:E:288:MET:HG3	2.17	0.45
1:J:220:ILE:HD12	1:J:296:THR:HG21	1.99	0.45
1:I:200:LEU:HD21	1:I:277:LYS:HG3	1.99	0.45
1:B:102:GLU:HB3	1:B:442:VAL:HG22	1.99	0.45
1:G:291:ASP:OD2	1:G:368:ARG:HD2	2.17	0.45
1:C:176:THR:HG21	1:C:333:ILE:HD13	1.98	0.45
1:F:230:ILE:HD12	1:F:261:THR:HB	1.99	0.44
1:H:213:VAL:HB	1:H:325:ILE:HB	1.99	0.44
1:L:364:LYS:HA	1:L:364:LYS:HD3	1.67	0.44
1:C:127:ALA:O	1:C:131:LEU:HB2	2.16	0.44
1:B:417:VAL:HA	1:B:420:ILE:HG22	1.97	0.44
1:B:383:ALA:HB3	1:B:389:MET:HB2	1.99	0.44
1:N:183:LEU:HD22	1:N:184:GLN:H	1.82	0.44
1:J:414:GLY:O	1:J:417:VAL:HG13	2.17	0.44
1:E:383:ALA:O	1:E:384:ALA:HB3	2.18	0.44
1:E:269:GLY:O	1:F:229:ASN:ND2	2.51	0.44
1:M:12:ALA:HB1	1:M:520:MET:HG3	1.99	0.44
1:G:269:GLY:HA2	1:G:272:LYS:HE3	2.00	0.44
1:K:151:SER:HB2	1:K:399:ALA:HA	1.99	0.44
1:E:136:VAL:HA	1:E:137:PRO:HD3	1.88	0.44
1:F:69:MET:O	1:F:73:MET:HG3	2.17	0.44
1:G:202:PRO:C	1:G:204:PHE:H	2.21	0.44
1:N:218:PRO:HD2	1:N:320:ALA:O	2.17	0.44
1:B:242:LYS:HG3	1:C:231:ARG:CZ	2.47	0.44
1:G:77:VAL:HG11	1:G:510:VAL:HB	1.99	0.44

Continued on next page...

Continued from previous page...

Atom-1	Atom-2	Interatomic distance (Å)	Clash overlap (Å)
1:B:230:ILE:HD12	1:B:261:THR:HB	1.99	0.44
1:F:213:VAL:HB	1:F:325:ILE:HB	1.99	0.44
1:B:16:MET:O	1:B:20:VAL:HG13	2.16	0.44
1:K:218:PRO:HD2	1:K:320:ALA:O	2.18	0.44
1:A:31:LEU:HD12	1:A:31:LEU:HA	1.65	0.44
1:I:77:VAL:O	1:I:80:LYS:HB2	2.18	0.44
1:C:120:ILE:O	1:C:124:VAL:HG23	2.18	0.44
1:D:200:LEU:HG	1:D:276:VAL:HA	1.99	0.44
1:H:30:THR:HB	1:H:51:LYS:O	2.18	0.44
1:A:200:LEU:HD23	1:A:200:LEU:HA	1.78	0.44
1:J:77:VAL:CG2	1:J:510:VAL:HB	2.46	0.44
1:A:359:ASP:OD1	1:A:362:ARG:NH1	2.51	0.44
1:H:72:GLN:NE2	1:H:75:LYS:HE2	2.33	0.44
1:H:223:ALA:O	1:H:251:ALA:HA	2.18	0.44
1:K:85:ALA:HB1	1:K:499:VAL:HG12	2.00	0.44
1:E:10:ASN:O	1:E:14:VAL:HG13	2.17	0.44
1:M:364:LYS:HA	1:M:364:LYS:HD3	1.70	0.44
1:G:389:MET:HG3	1:G:390:LYS:N	2.33	0.44
1:J:247:LEU:HD21	1:J:249:ILE:HD11	1.99	0.44
1:L:266:THR:CG2	1:L:273:VAL:H	2.30	0.44
1:H:427:ALA:O	1:H:441:LYS:NZ	2.50	0.44
1:D:183:LEU:HG	1:D:384:ALA:HB2	2.00	0.44
1:E:140:ASP:OD2	1:E:142:LYS:HB3	2.18	0.44
1:N:219:PHE:HB3	1:N:317:LEU:HD23	1.98	0.44
1:A:160:LYS:O	1:A:164:GLU:HG3	2.18	0.44
1:L:461:GLU:HA	1:L:462:PRO:HD3	1.68	0.44
1:M:194:GLN:O	1:M:371:LYS:HE3	2.18	0.44
1:C:455:VAL:HG11	1:C:462:PRO:HA	2.00	0.44
1:D:417:VAL:O	1:D:420:ILE:HG22	2.18	0.44
1:A:420:ILE:HG13	1:A:448:GLU:HG2	1.99	0.44
1:A:263:VAL:O	1:A:267:MET:HB2	2.18	0.44
1:B:393:LYS:NZ	1:B:397:GLU:OE1	2.51	0.44
1:I:10:ASN:O	1:I:14:VAL:HG13	2.18	0.44
1:L:296:THR:HB	1:L:319:GLN:H	1.83	0.44
1:A:131:LEU:HD23	1:A:131:LEU:HA	1.83	0.44
1:H:419:LEU:HA	1:H:419:LEU:HD23	1.87	0.44
1:A:342:ILE:O	1:A:346:VAL:HG23	2.18	0.44
1:A:221:LEU:HD23	1:A:249:ILE:HD12	1.99	0.44
1:L:326:ASN:HB2	1:L:329:THR:H	1.83	0.44
1:M:449:ALA:HB3	1:M:450:PRO:HD3	1.99	0.44
1:N:434:GLU:O	1:N:437:ASN:HB2	2.17	0.44

Continued on next page...

Continued from previous page...

Atom-1	Atom-2	Interatomic distance (Å)	Clash overlap (Å)
1:N:144:ILE:HD11	1:N:171:LYS:HE2	2.00	0.44
1:K:161:LEU:HD22	1:K:379:ILE:HG23	1.99	0.44
1:N:102:GLU:OE1	1:N:445:ARG:NH1	2.50	0.44
1:L:266:THR:HG21	1:L:273:VAL:H	1.83	0.44
1:L:247:LEU:HB3	1:L:273:VAL:HG22	2.00	0.44
1:D:171:LYS:HD3	1:D:407:VAL:HG13	2.00	0.44
1:M:27:VAL:CG1	1:M:90:THR:HG23	2.48	0.44
1:C:146:GLN:O	1:C:150:ILE:HG13	2.18	0.44
1:M:95:LEU:O	1:M:99:ILE:HG13	2.17	0.44
1:F:364:LYS:O	1:F:367:GLU:HB2	2.18	0.44
1:G:263:VAL:O	1:G:267:MET:HB2	2.18	0.44
1:H:169:VAL:HG11	1:H:377:ALA:HB2	1.99	0.44
1:H:7:LYS:HE3	1:H:15:LYS:HE3	1.99	0.44
1:J:102:GLU:O	1:J:105:ALA:HB3	2.17	0.43
1:D:102:GLU:HB3	1:D:442:VAL:HG22	1.99	0.43
1:M:213:VAL:O	1:M:324:VAL:HA	2.18	0.43
1:J:288:MET:O	1:J:291:ASP:HB2	2.18	0.43
1:I:27:VAL:HG13	1:I:90:THR:HG23	2.00	0.43
1:F:77:VAL:HG21	1:F:510:VAL:HB	2.00	0.43
1:L:305:ILE:HD12	1:L:307:MET:HE2	2.00	0.43
1:D:36:ARG:HG3	1:E:518:GLU:HG3	2.00	0.43
1:G:417:VAL:HA	1:G:420:ILE:HG22	2.00	0.43
1:J:122:LYS:HE2	1:J:429:LEU:HD11	2.00	0.43
1:K:72:GLN:NE2	1:K:75:LYS:HE2	2.33	0.43
1:L:16:MET:O	1:L:20:VAL:HG13	2.18	0.43
1:M:174:VAL:HG21	1:M:194:GLN:HB3	1.98	0.43
1:G:219:PHE:O	1:G:247:LEU:HD12	2.18	0.43
1:E:71:ALA:O	1:E:75:LYS:HB2	2.18	0.43
1:E:301:ILE:HD13	1:E:312:ALA:HB2	2.00	0.43
1:F:219:PHE:HB3	1:F:317:LEU:HD23	1.99	0.43
1:M:266:THR:HG21	1:M:273:VAL:O	2.18	0.43
1:E:359:ASP:O	1:E:363:GLU:HG3	2.18	0.43
1:M:215:LEU:HB2	1:M:323:VAL:HG22	2.00	0.43
1:M:144:ILE:HD11	1:M:171:LYS:HE2	2.00	0.43
1:I:230:ILE:HD12	1:I:261:THR:HB	1.99	0.43
1:I:195:PHE:CE2	1:I:330:THR:HB	2.53	0.43
1:I:31:LEU:HD23	1:I:453:GLN:HB3	2.01	0.43
1:D:230:ILE:HD12	1:D:261:THR:HB	2.01	0.43
1:D:417:VAL:HA	1:D:420:ILE:HG22	2.01	0.43
1:C:183:LEU:HD12	1:C:383:ALA:O	2.18	0.43
1:G:218:PRO:HD2	1:G:320:ALA:O	2.19	0.43

Continued on next page...

Continued from previous page...

Atom-1	Atom-2	Interatomic distance (Å)	Clash overlap (Å)
1:H:85:ALA:HB1	1:H:499:VAL:HG12	1.99	0.43
1:K:169:VAL:HG13	1:K:377:ALA:HB2	2.01	0.43
1:J:358:SER:HB3	1:J:361:ASP:CG	2.38	0.43
1:N:174:VAL:HB	1:N:376:VAL:HG22	2.00	0.43
1:H:202:PRO:C	1:H:204:PHE:H	2.22	0.43
1:J:178:GLU:HG2	1:J:322:ARG:NH1	2.34	0.43
1:E:346:VAL:O	1:E:350:ARG:HB2	2.19	0.43
1:B:472:GLY:HA3	1:B:476:TYR:CD2	2.53	0.43
1:N:77:VAL:O	1:N:80:LYS:HB2	2.18	0.43
1:B:349:ILE:HG23	1:B:365:LEU:HD22	1.99	0.43
1:E:478:TYR:CE2	1:E:480:ALA:HA	2.54	0.43
1:I:7:LYS:NZ	1:I:11:ASP:OD1	2.41	0.43
1:M:72:GLN:NE2	1:M:75:LYS:HE2	2.33	0.43
1:L:288:MET:O	1:L:291:ASP:HB2	2.18	0.43
1:C:183:LEU:HB2	1:C:384:ALA:HB2	2.01	0.43
1:K:102:GLU:HB3	1:K:442:VAL:HG22	2.01	0.43
1:N:237:LEU:HA	1:N:237:LEU:HD23	1.84	0.43
1:D:200:LEU:HD21	1:D:277:LYS:HG3	2.01	0.43
1:B:219:PHE:HB3	1:B:317:LEU:HD23	2.01	0.43
1:G:339:GLU:O	1:G:343:GLN:HB2	2.19	0.43
1:L:197:ARG:HD2	1:L:277:LYS:HB2	2.01	0.43
1:L:185:ASP:OD1	1:L:382:GLY:N	2.47	0.43
1:A:345:ARG:O	1:A:349:ILE:HG13	2.19	0.43
1:F:6:VAL:HG22	1:F:521:VAL:HG13	1.99	0.43
1:K:349:ILE:O	1:K:352:GLN:HB2	2.19	0.43
1:E:417:VAL:HA	1:E:420:ILE:HG22	2.01	0.43
1:K:140:ASP:OD1	1:K:140:ASP:N	2.52	0.43
1:F:215:LEU:HB2	1:F:323:VAL:CG2	2.49	0.43
1:C:417:VAL:HA	1:C:420:ILE:HG22	2.00	0.43
1:B:225:LYS:HG2	1:B:226:LYS:O	2.19	0.43
1:A:176:THR:HG21	1:A:333:ILE:HD13	2.00	0.43
1:B:7:LYS:HE3	1:B:15:LYS:HE3	2.01	0.43
1:H:365:LEU:O	1:H:369:VAL:HG22	2.19	0.43
1:F:120:ILE:O	1:F:124:VAL:HG23	2.18	0.43
1:M:176:THR:CG2	1:M:322:ARG:HH12	2.28	0.43
1:L:68:ASN:O	1:L:72:GLN:HG2	2.18	0.43
1:J:215:LEU:O	1:J:322:ARG:HA	2.19	0.43
1:N:458:CYS:SG	1:N:480:ALA:HB1	2.59	0.43
1:M:112:ASN:HB3	1:M:115:ASP:HB2	2.00	0.43
1:I:459:GLY:HA3	1:J:112:ASN:ND2	2.34	0.43
1:I:476:TYR:HA	1:I:486:GLY:O	2.19	0.43

Continued on next page...

Continued from previous page...

Atom-1	Atom-2	Interatomic distance (Å)	Clash overlap (Å)
1:F:178:GLU:HG3	1:F:380:LYS:HG2	2.00	0.42
1:K:458:CYS:SG	1:K:480:ALA:HB1	2.59	0.42
1:L:16:MET:HB3	1:L:514:MET:HE1	2.01	0.42
1:D:349:ILE:O	1:D:353:ILE:HG13	2.18	0.42
1:N:20:VAL:HB	1:N:74:VAL:HG11	2.00	0.42
1:M:165:ALA:HB2	1:M:379:ILE:HD11	2.01	0.42
1:A:524:LEU:HD23	1:A:525:PRO:HD2	2.01	0.42
1:L:206:ASN:ND2	1:L:214:GLU:O	2.48	0.42
1:H:461:GLU:HA	1:H:462:PRO:HD3	1.83	0.42
1:B:18:ARG:HD2	1:B:67:GLU:OE2	2.19	0.42
1:J:202:PRO:C	1:J:204:PHE:H	2.22	0.42
1:C:13:ARG:HD2	1:C:104:LEU:HD22	2.00	0.42
1:M:263:VAL:O	1:M:267:MET:HB2	2.18	0.42
1:M:478:TYR:CE2	1:M:480:ALA:HA	2.53	0.42
1:J:420:ILE:HG13	1:J:448:GLU:HG2	2.01	0.42
1:N:286:LYS:NZ	1:N:304:GLU:OE2	2.52	0.42
1:B:46:ALA:HA	1:B:47:PRO:HD3	1.88	0.42
1:N:104:LEU:HD23	1:N:104:LEU:HA	1.79	0.42
1:C:131:LEU:HD13	1:C:422:VAL:HG21	2.00	0.42
1:L:271:VAL:O	1:L:273:VAL:HG23	2.19	0.42
1:F:16:MET:O	1:F:20:VAL:HG13	2.20	0.42
1:M:32:GLY:H	1:M:457:ASN:HD22	1.67	0.42
1:J:364:LYS:HA	1:J:364:LYS:HD3	1.81	0.42
1:G:372:LEU:HD12	1:G:372:LEU:HA	1.87	0.42
1:I:478:TYR:CE2	1:I:480:ALA:HA	2.54	0.42
1:A:219:PHE:CE2	1:A:245:LYS:HD2	2.54	0.42
1:I:326:ASN:HB2	1:I:329:THR:N	2.35	0.42
1:G:348:GLN:O	1:G:352:GLN:HG3	2.19	0.42
1:A:366:GLN:HA	1:A:369:VAL:HG22	2.02	0.42
1:A:253:ASP:CG	1:A:277:LYS:HE2	2.40	0.42
1:F:221:LEU:HD11	1:F:301:ILE:HD12	2.00	0.42
1:M:488:MET:HB3	1:M:488:MET:HE2	1.92	0.42
1:J:288:MET:O	1:J:292:ILE:HG13	2.20	0.42
1:G:295:LEU:HD22	1:G:342:ILE:HD13	2.01	0.42
1:L:187:LEU:HD13	1:L:379:ILE:HG12	2.01	0.42
1:J:136:VAL:HA	1:J:137:PRO:HD3	1.92	0.42
1:L:26:ALA:HA	1:M:8:PHE:HE1	1.84	0.42
1:L:190:VAL:HB	1:L:334:ASP:OD1	2.20	0.42
1:I:127:ALA:O	1:I:131:LEU:HB2	2.19	0.42
1:H:363:GLU:O	1:H:366:GLN:HB2	2.20	0.42
1:B:364:LYS:HA	1:B:364:LYS:HD3	1.79	0.42

Continued on next page...

Continued from previous page...

Atom-1	Atom-2	Interatomic distance (Å)	Clash overlap (Å)
1:E:429:LEU:HG	1:E:440:ILE:HD13	2.02	0.42
1:J:305:ILE:HD12	1:J:307:MET:HE2	2.01	0.42
1:K:202:PRO:C	1:K:204:PHE:H	2.23	0.42
1:G:461:GLU:HA	1:G:462:PRO:HD3	1.88	0.42
1:M:102:GLU:O	1:M:105:ALA:HB3	2.19	0.42
1:C:225:LYS:HB2	1:C:225:LYS:HE3	1.86	0.42
1:M:266:THR:HG22	1:M:271:VAL:O	2.19	0.42
1:D:271:VAL:O	1:D:273:VAL:HG23	2.20	0.42
1:B:7:LYS:HE2	1:B:66:PHE:CE2	2.54	0.42
1:E:449:ALA:HB3	1:E:450:PRO:HD3	2.01	0.42
1:K:449:ALA:HB3	1:K:450:PRO:HD3	2.01	0.42
1:F:160:LYS:O	1:F:164:GLU:HG3	2.19	0.42
1:D:482:THR:O	1:D:484:GLU:HG2	2.20	0.42
1:K:321:LYS:HD2	1:K:334:ASP:OD2	2.20	0.42
1:E:404:ARG:HG2	1:E:404:ARG:HH11	1.85	0.42
1:H:141:SER:HA	1:H:144:ILE:HB	2.01	0.42
1:H:266:THR:HG21	1:H:273:VAL:O	2.20	0.42
1:D:348:GLN:O	1:D:351:GLN:HB3	2.20	0.42
1:L:146:GLN:O	1:L:150:ILE:HG13	2.20	0.42
1:D:27:VAL:CG1	1:D:90:THR:HG23	2.49	0.42
1:F:166:MET:O	1:F:170:GLY:N	2.52	0.42
1:J:26:ALA:HA	1:K:8:PHE:HE1	1.84	0.42
1:H:242:LYS:C	1:H:244:GLY:H	2.23	0.42
1:L:294:THR:HG23	1:L:341:ALA:HB1	2.02	0.42
1:I:146:GLN:O	1:I:150:ILE:HG13	2.20	0.42
1:I:221:LEU:HD23	1:I:249:ILE:HD12	2.02	0.42
1:I:479:ASN:ND2	1:I:493:ILE:HD11	2.34	0.42
1:E:266:THR:CG2	1:E:273:VAL:H	2.33	0.42
1:M:214:GLU:CD	1:M:322:ARG:HH21	2.23	0.42
1:K:71:ALA:O	1:K:75:LYS:HB2	2.20	0.42
1:L:420:ILE:HG13	1:L:448:GLU:HG2	2.01	0.42
1:N:16:MET:HB3	1:N:514:MET:CE	2.49	0.42
1:I:27:VAL:CG1	1:I:90:THR:HG23	2.50	0.42
1:K:187:LEU:HA	1:K:378:VAL:O	2.19	0.42
1:B:77:VAL:O	1:B:80:LYS:HB2	2.20	0.42
1:J:222:LEU:HD22	1:J:289:LEU:HD23	2.02	0.42
1:N:263:VAL:O	1:N:267:MET:HB2	2.20	0.42
1:E:74:VAL:HA	1:E:510:VAL:HG21	2.01	0.42
1:B:184:GLN:H	1:B:382:GLY:HA3	1.84	0.42
1:G:130:GLU:HB3	1:G:422:VAL:HG22	2.02	0.42
1:E:266:THR:HB	1:E:272:LYS:HA	2.02	0.42

Continued on next page...

Continued from previous page...

Atom-1	Atom-2	Interatomic distance (Å)	Clash overlap (Å)
1:H:441:LYS:O	1:H:445:ARG:HB2	2.19	0.42
1:D:524:LEU:HD12	1:D:524:LEU:HA	1.73	0.42
1:N:222:LEU:CD1	1:N:293:ALA:HA	2.50	0.42
1:C:202:PRO:O	1:C:203:TYR:HB2	2.20	0.42
1:C:487:ASN:HB3	1:C:490:ASP:HB2	2.01	0.42
1:N:215:LEU:HB2	1:N:323:VAL:HG22	2.01	0.42
1:D:412:VAL:HG13	1:D:497:THR:OG1	2.19	0.42
1:C:230:ILE:HD12	1:C:261:THR:HB	2.02	0.42
1:M:38:VAL:HG22	1:N:519:CYS:HB3	2.02	0.42
1:H:451:LEU:HD21	1:H:465:VAL:HG12	2.02	0.42
1:E:247:LEU:HD21	1:E:249:ILE:HD11	2.00	0.41
1:N:218:PRO:O	1:N:319:GLN:HG3	2.20	0.41
1:E:127:ALA:O	1:E:131:LEU:HB2	2.20	0.41
1:H:175:ILE:HB	1:H:400:LEU:HD21	2.02	0.41
1:G:205:ILE:HA	1:G:213:VAL:HG22	2.02	0.41
1:J:235:PRO:HG3	1:J:310:GLU:HA	2.01	0.41
1:E:219:PHE:CE2	1:E:245:LYS:HD2	2.55	0.41
1:G:383:ALA:O	1:G:384:ALA:HB3	2.20	0.41
1:A:202:PRO:C	1:A:204:PHE:H	2.24	0.41
1:M:238:GLU:O	1:M:241:ALA:HB3	2.20	0.41
1:F:242:LYS:C	1:F:244:GLY:N	2.73	0.41
1:H:271:VAL:O	1:H:273:VAL:HG23	2.21	0.41
1:N:240:VAL:HG11	1:N:247:LEU:HB2	2.03	0.41
1:E:77:VAL:HG21	1:E:510:VAL:HB	2.03	0.41
1:D:46:ALA:HA	1:D:47:PRO:HD3	1.86	0.41
1:H:21:ASN:HA	1:H:97:GLN:HE21	1.86	0.41
1:F:26:ALA:HA	1:G:8:PHE:HE1	1.84	0.41
1:A:165:ALA:O	1:A:169:VAL:HG22	2.20	0.41
1:K:232:GLU:HA	1:K:310:GLU:HG3	2.02	0.41
1:L:242:LYS:C	1:L:244:GLY:H	2.22	0.41
1:A:186:GLU:HB2	1:A:380:LYS:HB2	2.01	0.41
1:F:221:LEU:HB3	1:F:249:ILE:HD13	2.02	0.41
1:I:461:GLU:HA	1:I:462:PRO:HD3	1.74	0.41
1:D:175:ILE:HG12	1:D:377:ALA:HB3	2.02	0.41
1:C:213:VAL:HB	1:C:325:ILE:HB	2.01	0.41
1:J:146:GLN:O	1:J:150:ILE:HG13	2.20	0.41
1:C:162:ILE:O	1:C:166:MET:HG3	2.20	0.41
1:J:141:SER:HA	1:J:144:ILE:HB	2.01	0.41
1:D:288:MET:O	1:D:291:ASP:HB2	2.20	0.41
1:D:353:ILE:HD13	1:D:366:GLN:HG3	2.02	0.41
1:G:266:THR:HG21	1:G:273:VAL:O	2.20	0.41

Continued on next page...

Continued from previous page...

Atom-1	Atom-2	Interatomic distance (Å)	Clash overlap (Å)
1:J:242:LYS:C	1:J:244:GLY:H	2.23	0.41
1:A:102:GLU:HB2	1:A:442:VAL:HG13	2.02	0.41
1:H:346:VAL:O	1:H:350:ARG:HB2	2.20	0.41
1:L:102:GLU:HB2	1:L:442:VAL:HG13	2.03	0.41
1:H:263:VAL:O	1:H:267:MET:HB2	2.21	0.41
1:M:46:ALA:HA	1:M:47:PRO:HD3	1.89	0.41
1:I:253:ASP:OD1	1:I:254:VAL:N	2.53	0.41
1:N:287:ALA:HB1	1:N:368:ARG:CZ	2.50	0.41
1:J:11:ASP:O	1:J:14:VAL:HG22	2.20	0.41
1:A:206:ASN:OD1	1:A:214:GLU:N	2.51	0.41
1:A:361:ASP:OD1	1:A:361:ASP:N	2.51	0.41
1:B:202:PRO:C	1:B:204:PHE:H	2.23	0.41
1:B:383:ALA:CB	1:B:389:MET:HB2	2.50	0.41
1:J:142:LYS:O	1:J:146:GLN:HG3	2.21	0.41
1:A:522:THR:OG1	1:A:523:ASP:N	2.53	0.41
1:F:349:ILE:CG2	1:F:369:VAL:HG13	2.49	0.41
1:N:293:ALA:HB2	1:N:300:VAL:HG23	2.01	0.41
1:J:46:ALA:HA	1:J:47:PRO:HD3	1.88	0.41
1:E:12:ALA:HB1	1:E:520:MET:HG3	2.02	0.41
1:M:223:ALA:O	1:M:251:ALA:HA	2.20	0.41
1:E:262:LEU:O	1:E:266:THR:HG23	2.21	0.41
1:I:266:THR:CG2	1:I:273:VAL:H	2.34	0.41
1:N:323:VAL:HG12	1:N:332:ILE:HG12	2.03	0.41
1:I:496:PRO:HB2	1:I:499:VAL:HG13	2.02	0.41
1:F:288:MET:O	1:F:291:ASP:HB2	2.21	0.41
1:E:202:PRO:C	1:E:204:PHE:H	2.24	0.41
1:I:152:ALA:HB2	1:I:158:VAL:HG11	2.02	0.41
1:N:472:GLY:HA3	1:N:476:TYR:CD2	2.55	0.41
1:A:364:LYS:HD3	1:A:364:LYS:HA	1.77	0.41
1:I:364:LYS:HA	1:I:364:LYS:HD3	1.68	0.41
1:N:319:GLN:HB3	1:N:336:VAL:CG2	2.51	0.41
1:D:383:ALA:O	1:D:384:ALA:HB3	2.21	0.41
1:J:130:GLU:HB3	1:J:422:VAL:HG22	2.03	0.41
1:M:288:MET:HG2	1:M:368:ARG:HD3	2.03	0.41
1:C:257:GLU:O	1:C:261:THR:OG1	2.27	0.41
1:E:391:GLU:O	1:E:394:ALA:HB3	2.21	0.41
1:G:136:VAL:HA	1:G:137:PRO:HD3	1.91	0.41
1:A:383:ALA:O	1:A:384:ALA:HB3	2.21	0.41
1:M:34:LYS:HE2	1:N:118:ARG:NH2	2.29	0.41
1:C:429:LEU:O	1:C:430:ARG:NH1	2.51	0.41
1:J:432:GLN:HB2	1:J:436:GLN:NE2	2.36	0.41

Continued on next page...

Continued from previous page...

Atom-1	Atom-2	Interatomic distance (Å)	Clash overlap (Å)
1:H:178:GLU:HB2	1:H:380:LYS:HG2	2.02	0.41
1:K:31:LEU:HD13	1:K:90:THR:HG21	2.03	0.41
1:D:205:ILE:HA	1:D:213:VAL:HG22	2.03	0.41
1:B:12:ALA:HB1	1:B:520:MET:SD	2.60	0.41
1:G:85:ALA:HB1	1:G:499:VAL:HG12	2.03	0.41
1:C:365:LEU:O	1:C:369:VAL:HG22	2.21	0.41
1:F:383:ALA:HB2	1:F:389:MET:HA	2.03	0.41
1:H:103:GLY:HA3	1:H:515:ILE:CD1	2.52	0.41
1:C:218:PRO:HB3	1:C:246:PRO:HG2	2.02	0.41
1:C:383:ALA:HB3	1:C:389:MET:HB2	2.02	0.41
1:G:201:SER:OG	1:G:202:PRO:O	2.27	0.41
1:L:166:MET:CE	1:L:171:LYS:HA	2.51	0.41
1:G:146:GLN:O	1:G:150:ILE:HG13	2.21	0.41
1:D:109:ALA:HB2	1:J:109:ALA:HB2	2.01	0.41
1:B:324:VAL:O	1:B:331:THR:HG23	2.21	0.41
1:A:12:ALA:HB1	1:A:520:MET:HG3	2.02	0.41
1:A:461:GLU:HA	1:A:462:PRO:HD3	1.81	0.41
1:K:240:VAL:HG11	1:K:247:LEU:HB2	2.03	0.41
1:F:228:SER:O	1:F:257:GLU:HB3	2.21	0.40
1:K:353:ILE:HG23	1:K:362:ARG:HG3	2.03	0.40
1:A:27:VAL:HG12	1:A:90:THR:HG23	2.02	0.40
1:C:319:GLN:HB2	1:C:319:GLN:HE21	1.65	0.40
1:I:233:MET:HE1	1:I:249:ILE:HD12	2.03	0.40
1:N:136:VAL:HA	1:N:137:PRO:HD3	1.89	0.40
1:F:482:THR:O	1:F:484:GLU:HG2	2.20	0.40
1:N:461:GLU:HA	1:N:462:PRO:HD3	1.82	0.40
1:H:514:MET:HB3	1:H:514:MET:HE2	1.86	0.40
1:J:419:LEU:HD23	1:J:419:LEU:HA	1.93	0.40
1:L:323:VAL:HG12	1:L:332:ILE:HA	2.04	0.40
1:C:414:GLY:O	1:C:417:VAL:HG13	2.21	0.40
1:I:472:GLY:HA3	1:I:476:TYR:CD2	2.56	0.40
1:J:455:VAL:HG13	1:J:460:GLU:HB2	2.03	0.40
1:I:147:VAL:O	1:I:151:SER:OG	2.30	0.40
1:M:461:GLU:HA	1:M:462:PRO:HD3	1.76	0.40
1:A:189:VAL:HA	1:A:376:VAL:O	2.21	0.40
1:E:234:LEU:N	1:E:235:PRO:HD2	2.36	0.40
1:I:419:LEU:HD23	1:I:419:LEU:HA	1.75	0.40
1:E:513:LEU:HA	1:E:513:LEU:HD23	1.90	0.40
1:F:509:SER:O	1:F:513:LEU:HG	2.22	0.40
1:F:383:ALA:O	1:F:384:ALA:HB3	2.21	0.40
1:E:171:LYS:O	1:E:404:ARG:NH1	2.54	0.40

Continued on next page...

Continued from previous page...

Atom-1	Atom-2	Interatomic distance (Å)	Clash overlap (Å)
1:J:102:GLU:HB2	1:J:442:VAL:HG13	2.02	0.40
1:H:240:VAL:HG21	1:H:247:LEU:HD22	2.04	0.40
1:N:27:VAL:HG12	1:N:90:THR:HG23	2.03	0.40
1:H:414:GLY:H	1:H:494:LEU:HA	1.86	0.40
1:E:269:GLY:HA3	1:F:229:ASN:HD21	1.86	0.40
1:H:136:VAL:HA	1:H:137:PRO:HD3	1.95	0.40
1:C:173:GLY:O	1:C:404:ARG:NH2	2.54	0.40
1:M:443:ALA:O	1:M:446:ALA:HB3	2.21	0.40
1:E:319:GLN:HB3	1:E:336:VAL:HG21	2.04	0.40
1:C:181:THR:OG1	1:C:186:GLU:OE1	2.27	0.40
1:F:183:LEU:HD22	1:F:184:GLN:N	2.37	0.40
1:D:262:LEU:O	1:D:266:THR:HG23	2.22	0.40
1:N:95:LEU:O	1:N:99:ILE:HG13	2.22	0.40
1:J:214:GLU:HG3	1:J:324:VAL:HG22	2.04	0.40
1:B:253:ASP:OD1	1:B:254:VAL:N	2.51	0.40
1:J:326:ASN:HB2	1:J:329:THR:HB	2.03	0.40
1:K:436:GLN:O	1:K:440:ILE:HG13	2.21	0.40
1:C:202:PRO:C	1:C:204:PHE:H	2.25	0.40
1:G:262:LEU:O	1:G:266:THR:HG23	2.21	0.40
1:J:231:ARG:HH21	1:J:231:ARG:HD2	1.78	0.40
1:L:225:LYS:HG2	1:L:226:LYS:N	2.37	0.40
1:G:441:LYS:HA	1:G:441:LYS:HD3	1.95	0.40
1:I:482:THR:O	1:I:484:GLU:HG2	2.21	0.40
1:F:40:LEU:HB2	1:F:48:THR:HB	2.04	0.40
1:N:178:GLU:HG2	1:N:322:ARG:NH1	2.37	0.40
1:J:230:ILE:HD12	1:J:261:THR:HB	2.04	0.40

There are no symmetry-related clashes.

5.3 Torsion angles

5.3.1 Protein backbone

In the following table, the Percentiles column shows the percent Ramachandran outliers of the chain as a percentile score with respect to all X-ray entries followed by that with respect to entries of similar resolution.

The Analysed column shows the number of residues for which the backbone conformation was analysed, and the total number of residues.

Mol	Chain	Analysed	Favoured	Allowed	Outliers	Percentiles	
1	A	522/548 (95%)	509 (98%)	11 (2%)	2 (0%)	39	78
1	B	522/548 (95%)	508 (97%)	12 (2%)	2 (0%)	39	78
1	C	522/548 (95%)	507 (97%)	14 (3%)	1 (0%)	52	87
1	D	522/548 (95%)	507 (97%)	11 (2%)	4 (1%)	24	64
1	E	522/548 (95%)	509 (98%)	11 (2%)	2 (0%)	39	78
1	F	522/548 (95%)	507 (97%)	13 (2%)	2 (0%)	39	78
1	G	522/548 (95%)	512 (98%)	7 (1%)	3 (1%)	30	70
1	H	522/548 (95%)	511 (98%)	10 (2%)	1 (0%)	52	87
1	I	522/548 (95%)	511 (98%)	10 (2%)	1 (0%)	52	87
1	J	522/548 (95%)	511 (98%)	10 (2%)	1 (0%)	52	87
1	K	522/548 (95%)	513 (98%)	8 (2%)	1 (0%)	52	87
1	L	522/548 (95%)	511 (98%)	10 (2%)	1 (0%)	52	87
1	M	522/548 (95%)	511 (98%)	11 (2%)	0	100	100
1	N	522/548 (95%)	510 (98%)	11 (2%)	1 (0%)	52	87
All	All	7308/7672 (95%)	7137 (98%)	149 (2%)	22 (0%)	46	82

All (22) Ramachandran outliers are listed below:

Mol	Chain	Res	Type
1	C	184	GLN
1	B	184	GLN
1	D	184	GLN
1	F	184	GLN
1	G	243	ALA
1	B	243	ALA
1	E	184	GLN
1	G	184	GLN
1	D	386	GLU
1	I	243	ALA
1	J	243	ALA
1	K	184	GLN
1	N	243	ALA
1	A	384	ALA
1	D	384	ALA
1	A	271	VAL
1	L	271	VAL
1	F	271	VAL
1	G	271	VAL

Continued on next page...

Continued from previous page...

Mol	Chain	Res	Type
1	D	271	VAL
1	E	271	VAL
1	H	271	VAL

5.3.2 Protein sidechains ⓘ

In the following table, the Percentiles column shows the percent sidechain outliers of the chain as a percentile score with respect to all X-ray entries followed by that with respect to entries of similar resolution.

The Analysed column shows the number of residues for which the sidechain conformation was analysed, and the total number of residues.

Mol	Chain	Analysed	Rotameric	Outliers	Percentiles	
1	A	403/414 (97%)	397 (98%)	6 (2%)	72	91
1	B	403/414 (97%)	395 (98%)	8 (2%)	63	88
1	C	403/414 (97%)	398 (99%)	5 (1%)	78	93
1	D	403/414 (97%)	396 (98%)	7 (2%)	68	90
1	E	403/414 (97%)	395 (98%)	8 (2%)	63	88
1	F	403/414 (97%)	394 (98%)	9 (2%)	60	87
1	G	403/414 (97%)	396 (98%)	7 (2%)	68	90
1	H	403/414 (97%)	398 (99%)	5 (1%)	78	93
1	I	403/414 (97%)	396 (98%)	7 (2%)	68	90
1	J	403/414 (97%)	393 (98%)	10 (2%)	55	85
1	K	403/414 (97%)	396 (98%)	7 (2%)	68	90
1	L	403/414 (97%)	395 (98%)	8 (2%)	63	88
1	M	403/414 (97%)	396 (98%)	7 (2%)	68	90
1	N	403/414 (97%)	392 (97%)	11 (3%)	52	84
All	All	5642/5796 (97%)	5537 (98%)	105 (2%)	65	89

All (105) residues with a non-rotameric sidechain are listed below:

Mol	Chain	Res	Type
1	A	20	VAL
1	A	82	ASN
1	A	183	LEU
1	A	289	LEU

Continued on next page...

Continued from previous page...

Mol	Chain	Res	Type
1	A	422	VAL
1	A	500	THR
1	B	18	ARG
1	B	20	VAL
1	B	27	VAL
1	B	82	ASN
1	B	329	THR
1	B	331	THR
1	B	417	VAL
1	B	524	LEU
1	C	27	VAL
1	C	210	THR
1	C	329	THR
1	C	422	VAL
1	C	524	LEU
1	D	82	ASN
1	D	94	VAL
1	D	177	VAL
1	D	183	LEU
1	D	289	LEU
1	D	417	VAL
1	D	524	LEU
1	E	20	VAL
1	E	82	ASN
1	E	89	THR
1	E	210	THR
1	E	294	THR
1	E	401	HIS
1	E	404	ARG
1	E	417	VAL
1	F	20	VAL
1	F	94	VAL
1	F	177	VAL
1	F	183	LEU
1	F	289	LEU
1	F	328	ASP
1	F	329	THR
1	F	369	VAL
1	F	422	VAL
1	G	82	ASN
1	G	177	VAL
1	G	183	LEU

Continued on next page...

Continued from previous page...

Mol	Chain	Res	Type
1	G	210	THR
1	G	329	THR
1	G	331	THR
1	G	389	MET
1	H	20	VAL
1	H	74	VAL
1	H	82	ASN
1	H	183	LEU
1	H	272	LYS
1	I	20	VAL
1	I	74	VAL
1	I	89	THR
1	I	183	LEU
1	I	329	THR
1	I	331	THR
1	I	524	LEU
1	J	20	VAL
1	J	27	VAL
1	J	89	THR
1	J	94	VAL
1	J	183	LEU
1	J	225	LYS
1	J	231	ARG
1	J	289	LEU
1	J	329	THR
1	J	524	LEU
1	K	27	VAL
1	K	82	ASN
1	K	183	LEU
1	K	210	THR
1	K	271	VAL
1	K	289	LEU
1	K	329	THR
1	L	20	VAL
1	L	77	VAL
1	L	82	ASN
1	L	183	LEU
1	L	227	ILE
1	L	257	GLU
1	L	289	LEU
1	L	351	GLN
1	M	20	VAL

Continued on next page...

Continued from previous page...

Mol	Chain	Res	Type
1	M	77	VAL
1	M	183	LEU
1	M	270	ILE
1	M	331	THR
1	M	351	GLN
1	M	417	VAL
1	N	20	VAL
1	N	77	VAL
1	N	82	ASN
1	N	89	THR
1	N	94	VAL
1	N	183	LEU
1	N	328	ASP
1	N	329	THR
1	N	351	GLN
1	N	369	VAL
1	N	524	LEU

Some sidechains can be flipped to improve hydrogen bonding and reduce clashes. All (4) such sidechains are listed below:

Mol	Chain	Res	Type
1	B	436	GLN
1	C	194	GLN
1	F	229	ASN
1	H	229	ASN

5.3.3 RNA ⓘ

There are no RNA molecules in this entry.

5.4 Non-standard residues in protein, DNA, RNA chains ⓘ

There are no non-standard protein/DNA/RNA residues in this entry.

5.5 Carbohydrates ⓘ

There are no carbohydrates in this entry.

5.6 Ligand geometry

There are no ligands in this entry.

5.7 Other polymers

There are no such residues in this entry.

5.8 Polymer linkage issues

There are no chain breaks in this entry.

6 Fit of model and data ⓘ

6.1 Protein, DNA and RNA chains ⓘ

In the following table, the column labelled ‘#RSRZ > 2’ contains the number (and percentage) of RSRZ outliers, followed by percent RSRZ outliers for the chain as percentile scores relative to all X-ray entries and entries of similar resolution. The OWAB column contains the minimum, median, 95th percentile and maximum values of the occupancy-weighted average B-factor per residue. The column labelled ‘Q < 0.9’ lists the number of (and percentage) of residues with an average occupancy less than 0.9.

Mol	Chain	Analysed	<RSRZ>	#RSRZ > 2	OWAB(Å ²)	Q < 0.9
1	A	524/548 (95%)	-0.08	19 (3%) 46 20	13, 42, 126, 158	0
1	B	524/548 (95%)	-0.44	0 100 100	14, 36, 75, 112	0
1	C	524/548 (95%)	-0.46	0 100 100	12, 32, 65, 93	0
1	D	524/548 (95%)	-0.37	0 100 100	11, 44, 93, 130	0
1	E	524/548 (95%)	-0.19	6 (1%) 82 58	18, 54, 125, 155	0
1	F	524/548 (95%)	-0.33	0 100 100	15, 40, 94, 137	0
1	G	524/548 (95%)	-0.33	0 100 100	19, 47, 86, 111	0
1	H	524/548 (95%)	-0.24	1 (0%) 95 87	18, 53, 105, 144	0
1	I	524/548 (95%)	-0.24	1 (0%) 95 87	14, 42, 83, 108	0
1	J	524/548 (95%)	-0.38	1 (0%) 95 87	18, 45, 77, 101	0
1	K	524/548 (95%)	-0.27	1 (0%) 95 87	18, 46, 86, 111	0
1	L	524/548 (95%)	0.08	37 (7%) 19 6	17, 57, 153, 189	0
1	M	524/548 (95%)	-0.37	1 (0%) 95 87	18, 49, 99, 120	0
1	N	524/548 (95%)	-0.10	2 (0%) 93 80	17, 55, 106, 140	0
All	All	7336/7672 (95%)	-0.27	69 (0%) 85 64	11, 44, 104, 189	0

All (69) RSRZ outliers are listed below:

Mol	Chain	Res	Type	RSRZ
1	L	240	VAL	7.3
1	L	271	VAL	7.2
1	L	299	THR	6.5
1	L	228	SER	5.5
1	A	313	THR	4.6
1	L	233	MET	4.6
1	A	272	LYS	4.6
1	A	247	LEU	4.3

Continued on next page...

Continued from previous page...

Mol	Chain	Res	Type	RSRZ
1	L	273	VAL	4.3
1	L	312	ALA	4.2
1	A	246	PRO	4.1
1	A	238	GLU	4.1
1	A	261	THR	4.0
1	L	261	THR	3.8
1	L	274	ALA	3.7
1	L	247	LEU	3.6
1	L	239	ALA	3.6
1	A	259	LEU	3.6
1	L	313	THR	3.6
1	L	238	GLU	3.5
1	L	246	PRO	3.3
1	N	305	ILE	3.3
1	N	271	VAL	3.2
1	L	234	LEU	3.2
1	A	203	TYR	3.2
1	A	311	LYS	3.1
1	L	257	GLU	3.1
1	L	251	ALA	2.9
1	L	268	ARG	2.9
1	E	236	VAL	2.8
1	L	229	ASN	2.8
1	K	157	THR	2.7
1	A	229	ASN	2.7
1	E	307	MET	2.7
1	E	274	ALA	2.7
1	L	243	ALA	2.7
1	A	240	VAL	2.6
1	L	258	ALA	2.6
1	A	312	ALA	2.6
1	L	298	GLY	2.6
1	L	236	VAL	2.5
1	E	262	LEU	2.5
1	L	220	ILE	2.5
1	L	305	ILE	2.4
1	J	229	ASN	2.4
1	L	270	ILE	2.4
1	A	201	SER	2.4
1	I	271	VAL	2.3
1	A	245	LYS	2.3
1	L	266	THR	2.3

Continued on next page...

Continued from previous page...

Mol	Chain	Res	Type	RSRZ
1	L	269	GLY	2.3
1	E	220	ILE	2.3
1	L	248	LEU	2.2
1	L	311	LYS	2.2
1	H	266	THR	2.2
1	L	356	ALA	2.2
1	L	309	LEU	2.2
1	A	228	SER	2.2
1	L	263	VAL	2.2
1	M	270	ILE	2.1
1	L	221	LEU	2.1
1	E	270	ILE	2.1
1	L	256	GLY	2.1
1	A	210	THR	2.1
1	L	217	SER	2.1
1	A	242	LYS	2.1
1	A	266	THR	2.0
1	L	272	LYS	2.0
1	A	219	PHE	2.0

6.2 Non-standard residues in protein, DNA, RNA chains [i](#)

There are no non-standard protein/DNA/RNA residues in this entry.

6.3 Carbohydrates [i](#)

There are no carbohydrates in this entry.

6.4 Ligands [i](#)

There are no ligands in this entry.

6.5 Other polymers [i](#)

There are no such residues in this entry.