



wwPDB X-ray Structure Validation Summary Report ⓘ

Feb 20, 2016 – 12:08 AM GMT

PDB ID : 4WSD
Title : Complex of 70S ribosome with tRNA-Phe and mRNA with C-A mismatch in the second position in the A-site and with antibiotic paromomycin.
Authors : Rozov, A.; Demeshkina, N.; Yusupov, M.; Yusupova, G.
Deposited on : 2014-10-27
Resolution : 2.95 Å(reported)

This is a wwPDB X-ray Structure Validation Summary Report for a publicly released PDB entry.
We welcome your comments at validation@mail.wwpdb.org
A user guide is available at
<http://wwpdb.org/validation/2016/XrayValidationReportHelp>
with specific help available everywhere you see the ⓘ symbol.

The following versions of software and data (see [references ⓘ](#)) were used in the production of this report:

MolProbity : 4.02b-467
Mogul : 1.7.1 (RC1), CSD as537be (2016)
Xtriage (Phenix) : 1.9-1692
EDS : rb-20026982
Percentile statistics : 20151230.v01 (using entries in the PDB archive December 30th 2015)
Refmac : 5.8.0135
CCP4 : 6.5.0
Ideal geometry (proteins) : Engh & Huber (2001)
Ideal geometry (DNA, RNA) : Parkinson et al. (1996)
Validation Pipeline (wwPDB-VP) : rb-20026982

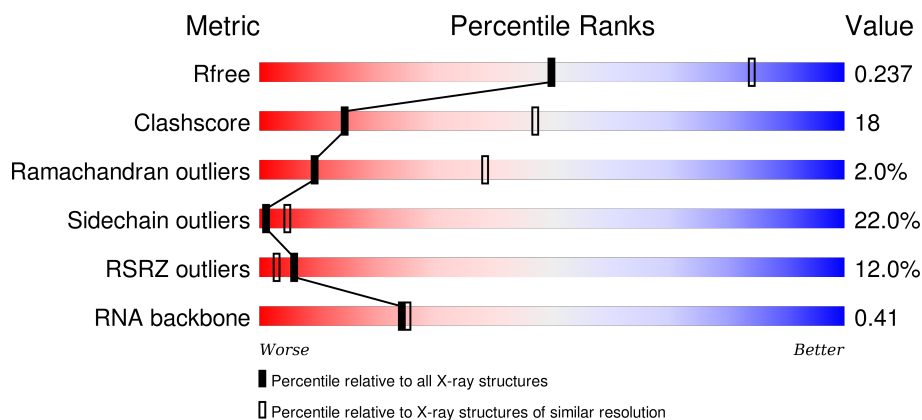
1 Overall quality at a glance i

The following experimental techniques were used to determine the structure:

X-RAY DIFFRACTION

The reported resolution of this entry is 2.95 Å.

Percentile scores (ranging between 0-100) for global validation metrics of the entry are shown in the following graphic. The table shows the number of entries on which the scores are based.



Metric	Whole archive (#Entries)	Similar resolution (#Entries, resolution range(Å))
R_{free}	91344	2184 (3.00-2.92)
Clashscore	102246	2552 (3.00-2.92)
Ramachandran outliers	100387	2468 (3.00-2.92)
Sidechain outliers	100360	2471 (3.00-2.92)
RSRZ outliers	91569	2201 (3.00-2.92)
RNA backbone	2183	1010 (3.36-2.56)

The table below summarises the geometric issues observed across the polymeric chains and their fit to the electron density. The red, orange, yellow and green segments on the lower bar indicate the fraction of residues that contain outliers for ≥ 3 , 2, 1 and 0 types of geometric quality criteria. A grey segment represents the fraction of residues that are not modelled. The numeric value for each fraction is indicated below the corresponding segment, with a dot representing fractions $\leq 5\%$. The upper red bar (where present) indicates the fraction of residues that have poor fit to the electron density. The numeric value is given above the bar.

Mol	Chain	Length	Quality of chain
1	13	1522	<div> <div>8%</div> <div>30% 44% 20% 5%</div> </div>
1	1G	1522	<div> <div>4%</div> <div>31% 45% 19%</div> </div>
2	12	256	<div> <div>8%</div> <div>38% 40% 13% 7%</div> </div>
2	1E	256	<div> <div>7%</div> <div>39% 44% 9% 7%</div> </div>

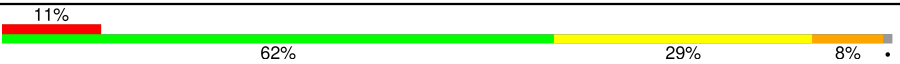

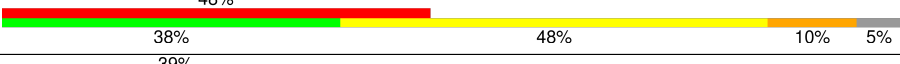
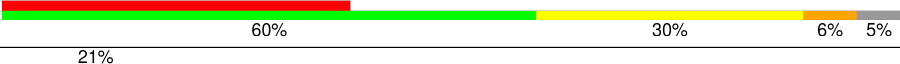
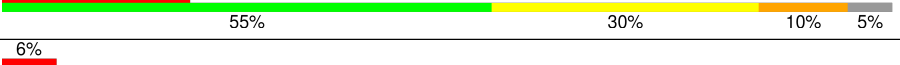



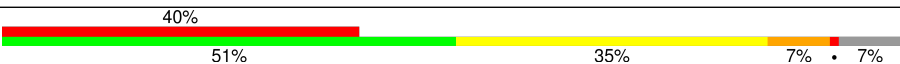



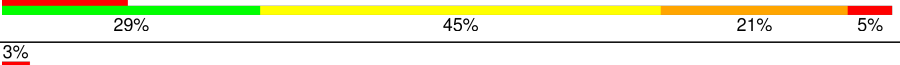




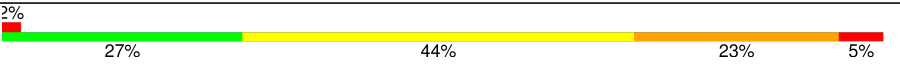

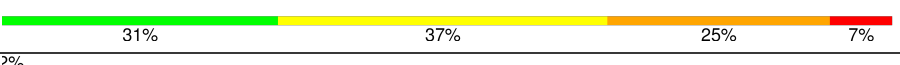
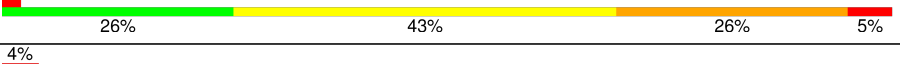




Continued on next page...

Continued from previous page...

Mol	Chain	Length	Quality of chain
3	22	239	
3	2E	239	
4	32	209	
4	3E	209	
5	42	162	
5	4E	162	
6	52	101	
6	5E	101	
7	62	156	
7	6E	156	
8	72	138	
8	7E	138	
9	82	128	
9	8E	128	
10	1A	105	
10	1I	105	
11	2A	129	
11	2I	129	
12	3A	132	
12	3I	132	
13	4A	126	
13	4I	126	
14	5A	61	
14	5I	61	
15	6A	89	

Continued on next page...

Continued from previous page...

Mol	Chain	Length	Quality of chain
15	6I	89	
16	7A	88	
16	7I	88	
17	8A	105	
17	8I	105	
18	9A	88	
18	9I	88	
19	AA	93	
19	AI	93	
20	BA	106	
20	BI	106	
21	1B	27	
21	1F	27	
22	1K	76	
23	2K	77	
23	2L	77	
24	3K	76	
25	4K	30	
25	4L	30	
26	14	2917	
26	1H	2917	
27	16	122	
27	1J	122	
28	11	276	
28	19	276	

Continued on next page...

Continued from previous page...

Mol	Chain	Length	Quality of chain
29	21	206	
29	29	206	
30	31	210	
30	39	210	
31	41	182	
31	49	182	
32	51	180	
32	59	180	
33	61	148	
33	69	148	
34	15	140	
34	58	140	
35	25	122	
35	68	122	
36	35	150	
36	78	150	
37	45	141	
37	88	141	
38	55	118	
38	98	118	
39	65	112	
39	A8	112	
40	75	146	
40	B8	146	
41	85	118	

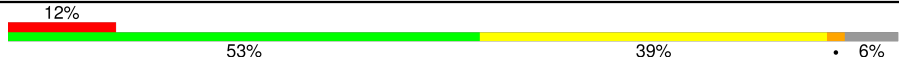
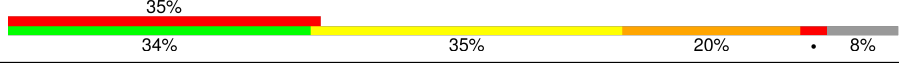
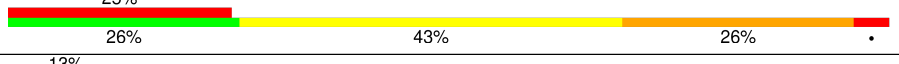
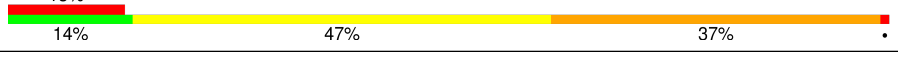
Continued on next page...

Continued from previous page...

Mol	Chain	Length	Quality of chain
41	C8	118	
42	95	101	
42	D8	101	
43	A5	113	
43	E8	113	
44	B5	96	
44	F8	96	
45	C5	110	
45	G8	110	
46	D5	206	
46	H8	206	
47	E5	85	
47	I8	85	
48	F5	98	
48	J8	98	
49	G5	72	
49	K8	72	
50	H5	60	
50	L8	60	
51	I5	71	
51	M8	71	
52	J5	60	
52	N8	60	
53	K5	54	
53	O8	54	

Continued on next page...

Continued from previous page...

Mol	Chain	Length	Quality of chain
54	L5	49	
54	P8	49	
55	M5	65	
55	Q8	65	
56	1L	76	
57	3L	76	

The following table lists non-polymeric compounds, carbohydrate monomers and non-standard residues in protein, DNA, RNA chains that are outliers for geometric or electron-density-fit criteria:

Mol	Type	Chain	Res	Chirality	Geometry	Clashes	Electron density
58	MG	13	1603	-	-	-	X
58	MG	13	1607	-	-	-	X
58	MG	13	1620	-	-	-	X
58	MG	13	1622	-	-	-	X
58	MG	13	1624	-	-	-	X
58	MG	13	1627	-	-	-	X
58	MG	13	1651	-	-	-	X
58	MG	13	1656	-	-	-	X
58	MG	13	1671	-	-	-	X
58	MG	13	1689	-	-	-	X
58	MG	13	1691	-	-	-	X
58	MG	13	1706	-	-	-	X
58	MG	14	3019	-	-	-	X
58	MG	14	3033	-	-	-	X
58	MG	14	3049	-	-	-	X
58	MG	14	3073	-	-	-	X
58	MG	14	3117	-	-	-	X
58	MG	14	3140	-	-	-	X
58	MG	14	3161	-	-	-	X
58	MG	14	3165	-	-	-	X
58	MG	14	3193	-	-	-	X
58	MG	14	3199	-	-	-	X
58	MG	14	3220	-	-	-	X
58	MG	14	3221	-	-	-	X
58	MG	14	3228	-	-	-	X
58	MG	14	3230	-	-	-	X
58	MG	14	3232	-	-	-	X

Continued on next page...

Continued from previous page...

Mol	Type	Chain	Res	Chirality	Geometry	Clashes	Electron density
58	MG	14	3239	-	-	-	X
58	MG	16	202	-	-	-	X
58	MG	16	205	-	-	-	X
58	MG	16	206	-	-	-	X
58	MG	1G	1646	-	-	-	X
58	MG	1G	1653	-	-	-	X
58	MG	1G	1662	-	-	-	X
58	MG	1H	3003	-	-	-	X
58	MG	1H	3005	-	-	-	X
58	MG	1H	3029	-	-	-	X
58	MG	1H	3045	-	-	-	X
58	MG	1H	3048	-	-	-	X
58	MG	1H	3054	-	-	-	X
58	MG	1H	3076	-	-	-	X
58	MG	1H	3083	-	-	-	X
58	MG	1H	3084	-	-	-	X
58	MG	1H	3089	-	-	-	X
58	MG	1H	3092	-	-	-	X
58	MG	1H	3100	-	-	-	X
58	MG	1H	3111	-	-	-	X
58	MG	1H	3120	-	-	-	X
58	MG	1H	3123	-	-	-	X
58	MG	1H	3134	-	-	-	X
58	MG	1H	3146	-	-	-	X
58	MG	1H	3159	-	-	-	X
58	MG	1H	3164	-	-	-	X
58	MG	1H	3165	-	-	-	X
58	MG	1H	3173	-	-	-	X
58	MG	1H	3176	-	-	-	X
58	MG	1H	3179	-	-	-	X
58	MG	1H	3180	-	-	-	X
58	MG	1H	3211	-	-	-	X
58	MG	1H	3238	-	-	-	X
58	MG	1H	3263	-	-	-	X
58	MG	1H	3268	-	-	-	X
58	MG	1H	3279	-	-	-	X
58	MG	1H	3325	-	-	-	X
58	MG	1H	3328	-	-	-	X
58	MG	1H	3345	-	-	-	X
58	MG	2K	103	-	-	-	X
58	MG	41	202	-	-	-	X
58	MG	L8	101	-	-	-	X

Continued on next page...

Continued from previous page...

Mol	Type	Chain	Res	Chirality	Geometry	Clashes	Electron density
59	PAR	13	1749	-	-	-	X
60	ZN	3E	303	-	-	-	X

2 Entry composition

There are 61 unique types of molecules in this entry. The entry contains 300252 atoms, of which 0 are hydrogens and 0 are deuteriums.

In the tables below, the ZeroOcc column contains the number of atoms modelled with zero occupancy, the AltConf column contains the number of residues with at least one atom in alternate conformation and the Trace column contains the number of residues modelled with at most 2 atoms.

- Molecule 1 is a RNA chain called 16S ribosomal RNA.

Mol	Chain	Residues	Atoms					ZeroOcc	AltConf	Trace
1	13	1498	Total	C	N	O	P	0	0	0
			32207	14334	5973	10402	1498			
1	1G	1498	Total	C	N	O	P	0	0	0
			32204	14334	5973	10400	1497			

- Molecule 2 is a protein called 30S ribosomal protein S2.

Mol	Chain	Residues	Atoms					ZeroOcc	AltConf	Trace
2	1E	237	Total	C	N	O	S	0	0	0
			1924	1228	344	347	5			
2	12	237	Total	C	N	O	S	0	0	0
			1924	1228	344	347	5			

- Molecule 3 is a protein called 30S ribosomal protein S3.

Mol	Chain	Residues	Atoms					ZeroOcc	AltConf	Trace
3	2E	205	Total	C	N	O	S	0	0	0
			1605	1011	313	280	1			
3	22	206	Total	C	N	O	S	0	0	0
			1612	1016	314	281	1			

- Molecule 4 is a protein called 30S ribosomal protein S4.

Mol	Chain	Residues	Atoms					ZeroOcc	AltConf	Trace
4	3E	208	Total	C	N	O	S	0	0	0
			1702	1066	339	290	7			
4	32	208	Total	C	N	O	S	0	0	0
			1702	1066	339	290	7			

- Molecule 5 is a protein called 30S ribosomal protein S5.

Mol	Chain	Residues	Atoms					ZeroOcc	AltConf	Trace
5	4E	151	Total	C	N	O	S	0	0	0
			1155	729	218	204	4			
5	42	151	Total	C	N	O	S	0	0	0
			1155	729	218	204	4			

- Molecule 6 is a protein called 30S ribosomal protein S6.

Mol	Chain	Residues	Atoms					ZeroOcc	AltConf	Trace
6	5E	101	Total	C	N	O	S	0	0	0
			842	531	155	153	3			
6	52	101	Total	C	N	O	S	0	0	0
			842	531	155	153	3			

- Molecule 7 is a protein called 30S ribosomal protein S7.

Mol	Chain	Residues	Atoms					ZeroOcc	AltConf	Trace
7	6E	155	Total	C	N	O	S	0	0	0
			1256	781	252	217	6			
7	62	152	Total	C	N	O	S	0	0	0
			1243	774	249	214	6			

- Molecule 8 is a protein called 30S ribosomal protein S8.

Mol	Chain	Residues	Atoms					ZeroOcc	AltConf	Trace
8	7E	138	Total	C	N	O	S	0	0	0
			1115	705	215	192	3			
8	72	138	Total	C	N	O	S	0	0	0
			1115	705	215	192	3			

- Molecule 9 is a protein called 30S ribosomal protein S9.

Mol	Chain	Residues	Atoms				ZeroOcc	AltConf	Trace
9	8E	127	Total	C	N	O	0	0	0
			1009	639	197	173			
9	82	124	Total	C	N	O	0	0	0
			983	624	190	169			

- Molecule 10 is a protein called 30S ribosomal protein S10.

Mol	Chain	Residues	Atoms					ZeroOcc	AltConf	Trace
10	1I	99	Total	C	N	O	S	0	0	0
			801	504	157	139	1			

Continued on next page...

Continued from previous page...

Mol	Chain	Residues	Atoms					ZeroOcc	AltConf	Trace
10	1A	99	Total	C	N	O	S	0	0	0
			801	504	157	139	1			

- Molecule 11 is a protein called 30S ribosomal protein S11.

Mol	Chain	Residues	Atoms					ZeroOcc	AltConf	Trace
11	2I	116	Total	C	N	O	S	0	0	0
			864	537	164	160	3			
11	2A	116	Total	C	N	O	S	0	0	0
			864	537	164	160	3			

- Molecule 12 is a protein called 30S ribosomal protein S12.

Mol	Chain	Residues	Atoms					ZeroOcc	AltConf	Trace
12	3I	125	Total	C	N	O	S	0	0	0
			975	614	196	164	1			
12	3A	125	Total	C	N	O	S	0	0	0
			975	614	196	164	1			

- Molecule 13 is a protein called 30S ribosomal protein S13.

Mol	Chain	Residues	Atoms					ZeroOcc	AltConf	Trace
13	4I	118	Total	C	N	O	S	0	0	0
			938	580	193	163	2			
13	4A	117	Total	C	N	O	S	0	0	0
			933	577	192	162	2			

There are 2 discrepancies between the modelled and reference sequences:

Chain	Residue	Modelled	Actual	Comment	Reference
4I	119	ALA	GLY	conflict	UNP P80377
4A	119	ALA	GLY	conflict	UNP P80377

- Molecule 14 is a protein called 30S ribosomal protein S14 type Z.

Mol	Chain	Residues	Atoms					ZeroOcc	AltConf	Trace
14	5I	60	Total	C	N	O	S	0	0	0
			491	312	104	71	4			
14	5A	58	Total	C	N	O	S	0	0	0
			475	303	99	69	4			

- Molecule 15 is a protein called 30S ribosomal protein S15.

Mol	Chain	Residues	Atoms					ZeroOcc	AltConf	Trace
15	6I	88	Total	C	N	O	S	0	0	0
			733	459	147	125	2			
15	6A	88	Total	C	N	O	S	0	0	0
			733	459	147	125	2			

- Molecule 16 is a protein called 30S ribosomal protein S16.

Mol	Chain	Residues	Atoms					ZeroOcc	AltConf	Trace
16	7I	84	Total	C	N	O	S	0	0	0
			705	446	140	118	1			
16	7A	84	Total	C	N	O	S	0	0	0
			705	446	140	118	1			

- Molecule 17 is a protein called 30S ribosomal protein S17.

Mol	Chain	Residues	Atoms					ZeroOcc	AltConf	Trace
17	8I	100	Total	C	N	O	S	0	0	0
			834	534	155	143	2			
17	8A	100	Total	C	N	O	S	0	0	0
			834	534	155	143	2			

- Molecule 18 is a protein called 30S ribosomal protein S18.

Mol	Chain	Residues	Atoms				ZeroOcc	AltConf	Trace
18	9I	72	Total	C	N	O	0	0	0
			590	376	117	97			
18	9A	72	Total	C	N	O	0	0	0
			590	376	117	97			

- Molecule 19 is a protein called 30S ribosomal protein S19.

Mol	Chain	Residues	Atoms					ZeroOcc	AltConf	Trace
19	AI	81	Total	C	N	O	S	0	0	0
			647	413	119	113	2			
19	AA	78	Total	C	N	O	S	0	0	0
			624	398	115	109	2			

- Molecule 20 is a protein called 30S ribosomal protein S20.

Mol	Chain	Residues	Atoms					ZeroOcc	AltConf	Trace
20	BI	99	Total	C	N	O	S	0	0	0
			762	470	162	128	2			

Continued on next page...

Continued from previous page...

Mol	Chain	Residues	Atoms					ZeroOcc	AltConf	Trace
20	BA	99	Total	C	N	O	S	0	0	0
			762	470	162	128	2			

- Molecule 21 is a protein called 30S ribosomal protein Thx.

Mol	Chain	Residues	Atoms				ZeroOcc	AltConf	Trace
21	1F	25	Total	C	N	O	0	0	0
			217	134	52	31			
21	1B	25	Total	C	N	O	0	0	0
			217	134	52	31			

- Molecule 22 is a RNA chain called tRNA-Phe.

Mol	Chain	Residues	Atoms						ZeroOcc	AltConf	Trace
22	1K	76	Total	C	N	O	P	S	0	0	0
			1627	730	290	530	75	2			

- Molecule 23 is a RNA chain called tRNA-fMet.

Mol	Chain	Residues	Atoms						ZeroOcc	AltConf	Trace
23	2K	77	Total	C	N	O	P	S	0	0	0
			1646	735	298	535	77	1			
23	2L	77	Total	C	N	O	P	S	0	0	0
			1646	735	298	535	77	1			

- Molecule 24 is a RNA chain called tRNA-Phe.

Mol	Chain	Residues	Atoms						ZeroOcc	AltConf	Trace
24	3K	75	Total	C	N	O	P	S	0	0	0
			1603	719	285	524	74	1			

- Molecule 25 is a RNA chain called mRNA.

Mol	Chain	Residues	Atoms					ZeroOcc	AltConf	Trace
25	4K	13	Total	C	N	O	P	0	0	0
			279	126	55	85	13			
25	4L	11	Total	C	N	O	P	0	0	0
			235	106	45	73	11			

- Molecule 26 is a RNA chain called 23S ribosomal RNA.

Mol	Chain	Residues	Atoms					ZeroOcc	AltConf	Trace
26	1H	2912	Total	C	N	O	P	0	0	0
			62707	27911	11722	20163	2911			
26	14	2909	Total	C	N	O	P	0	0	0
			62647	27884	11716	20139	2908			

- Molecule 27 is a RNA chain called 5S ribosomal RNA.

Mol	Chain	Residues	Atoms					ZeroOcc	AltConf	Trace
27	16	122	Total	C	N	O	P	0	0	0
			2617	1166	486	844	121			
27	1J	122	Total	C	N	O	P	0	0	0
			2617	1166	486	844	121			

- Molecule 28 is a protein called 50S ribosomal protein L2.

Mol	Chain	Residues	Atoms					ZeroOcc	AltConf	Trace
28	11	272	Total	C	N	O	S	0	0	0
			2115	1335	420	357	3			
28	19	273	Total	C	N	O	S	0	0	0
			2120	1338	421	358	3			

- Molecule 29 is a protein called 50S ribosomal protein L3.

Mol	Chain	Residues	Atoms					ZeroOcc	AltConf	Trace
29	21	205	Total	C	N	O	S	0	0	0
			1568	991	300	271	6			
29	29	205	Total	C	N	O	S	0	0	0
			1568	991	300	271	6			

- Molecule 30 is a protein called 50S ribosomal protein L4.

Mol	Chain	Residues	Atoms					ZeroOcc	AltConf	Trace
30	31	202	Total	C	N	O	S	0	0	0
			1585	1011	297	275	2			
30	39	208	Total	C	N	O	S	0	0	0
			1627	1037	304	283	3			

- Molecule 31 is a protein called 50S ribosomal protein L5.

Mol	Chain	Residues	Atoms					ZeroOcc	AltConf	Trace
31	41	181	Total	C	N	O	S	0	0	0
			1473	942	268	259	4			

Continued on next page...

Continued from previous page...

Mol	Chain	Residues	Atoms					ZeroOcc	AltConf	Trace
31	49	181	Total	C	N	O	S	0	0	0
			1473	942	268	259	4			

- Molecule 32 is a protein called 50S ribosomal protein L6.

Mol	Chain	Residues	Atoms					ZeroOcc	AltConf	Trace
32	51	174	Total	C	N	O	S	0	0	0
			1336	848	251	236	1			
32	59	170	Total	C	N	O	S	0	0	0
			1307	829	245	232	1			

- Molecule 33 is a protein called 50S ribosomal protein L9.

Mol	Chain	Residues	Atoms					ZeroOcc	AltConf	Trace
33	61	146	Total	C	N	O	S	0	0	0
			1136	726	201	208	1			
33	69	146	Total	C	N	O	S	0	0	0
			1136	726	201	208	1			

- Molecule 34 is a protein called 50S ribosomal protein L13.

Mol	Chain	Residues	Atoms					ZeroOcc	AltConf	Trace
34	58	138	Total	C	N	O	S	0	0	0
			1104	712	206	182	4			
34	15	138	Total	C	N	O	S	0	0	0
			1104	712	206	182	4			

- Molecule 35 is a protein called 50S ribosomal protein L14.

Mol	Chain	Residues	Atoms					ZeroOcc	AltConf	Trace
35	68	122	Total	C	N	O	S	0	0	0
			932	588	171	169	4			
35	25	122	Total	C	N	O	S	0	0	0
			932	588	171	169	4			

- Molecule 36 is a protein called 50S ribosomal protein L15.

Mol	Chain	Residues	Atoms					ZeroOcc	AltConf	Trace
36	78	150	Total	C	N	O	S	0	0	0
			1144	712	232	197	3			
36	35	150	Total	C	N	O	S	0	0	0
			1144	712	232	197	3			

- Molecule 37 is a protein called 50S ribosomal protein L16.

Mol	Chain	Residues	Atoms					ZeroOcc	AltConf	Trace
37	88	138	Total	C	N	O	S	0	0	0
			1086	693	208	179	6			
37	45	141	Total	C	N	O	S	0	0	0
			1121	715	212	187	7			

- Molecule 38 is a protein called 50S ribosomal protein L17.

Mol	Chain	Residues	Atoms					ZeroOcc	AltConf	Trace
38	98	118	Total	C	N	O	S	0	0	0
			967	604	203	159	1			
38	55	117	Total	C	N	O		0	0	0
			959	599	202	158				

- Molecule 39 is a protein called 50S ribosomal protein L18.

Mol	Chain	Residues	Atoms				ZeroOcc	AltConf	Trace
39	A8	111	Total	C	N	O	0	0	0
			881	556	176	149			
39	65	111	Total	C	N	O	0	0	0
			881	556	176	149			

- Molecule 40 is a protein called 50S ribosomal protein L19.

Mol	Chain	Residues	Atoms					ZeroOcc	AltConf	Trace
40	B8	137	Total	C	N	O	S	0	0	0
			1141	710	234	196	1			
40	75	137	Total	C	N	O	S	0	0	0
			1141	710	234	196	1			

- Molecule 41 is a protein called 50S ribosomal protein L20.

Mol	Chain	Residues	Atoms					ZeroOcc	AltConf	Trace
41	C8	117	Total	C	N	O	S	0	0	0
			963	610	202	150	1			
41	85	117	Total	C	N	O	S	0	0	0
			963	610	202	150	1			

- Molecule 42 is a protein called 50S ribosomal protein L21.

Mol	Chain	Residues	Atoms					ZeroOcc	AltConf	Trace
42	D8	101	Total	C	N	O	S	0	0	0
			778	501	142	134	1			
42	95	101	Total	C	N	O	S	0	0	0
			778	501	142	134	1			

- Molecule 43 is a protein called 50S ribosomal protein L22.

Mol	Chain	Residues	Atoms					ZeroOcc	AltConf	Trace
43	E8	113	Total	C	N	O	S	0	0	0
			899	566	177	154	2			
43	A5	113	Total	C	N	O	S	0	0	0
			899	566	177	154	2			

- Molecule 44 is a protein called 50S ribosomal protein L23.

Mol	Chain	Residues	Atoms					ZeroOcc	AltConf	Trace
44	F8	94	Total	C	N	O	S	0	0	0
			742	482	134	125	1			
44	B5	94	Total	C	N	O		0	0	0
			735	477	133	125				

- Molecule 45 is a protein called 50S ribosomal protein L24.

Mol	Chain	Residues	Atoms					ZeroOcc	AltConf	Trace
45	G8	104	Total	C	N	O	S	0	0	0
			791	510	149	127	5			
45	C5	104	Total	C	N	O	S	0	0	0
			794	510	152	127	5			

- Molecule 46 is a protein called 50S ribosomal protein L25.

Mol	Chain	Residues	Atoms					ZeroOcc	AltConf	Trace
46	H8	175	Total	C	N	O	S	0	0	0
			1397	892	251	251	3			
46	D5	179	Total	C	N	O	S	0	0	0
			1428	911	255	259	3			

- Molecule 47 is a protein called 50S ribosomal protein L27.

Mol	Chain	Residues	Atoms					ZeroOcc	AltConf	Trace
47	I8	80	Total	C	N	O	S	0	0	0
			626	388	132	105	1			

Continued on next page...

Continued from previous page...

Mol	Chain	Residues	Atoms					ZeroOcc	AltConf	Trace
47	E5	77	Total	C	N	O	S	0	0	0
			612	379	129	103	1			

There are 4 discrepancies between the modelled and reference sequences:

Chain	Residue	Modelled	Actual	Comment	Reference
I8	6	ALA	GLY	conflict	UNP P60493
I8	8	ALA	GLY	conflict	UNP P60493
E5	6	ALA	GLY	conflict	UNP P60493
E5	8	ALA	GLY	conflict	UNP P60493

- Molecule 48 is a protein called 50S ribosomal protein L28.

Mol	Chain	Residues	Atoms					ZeroOcc	AltConf	Trace
48	J8	97	Total	C	N	O	S	0	0	0
			762	481	150	130	1			
48	F5	94	Total	C	N	O	S	0	0	0
			737	463	146	127	1			

- Molecule 49 is a protein called 50S ribosomal protein L29.

Mol	Chain	Residues	Atoms					ZeroOcc	AltConf	Trace
49	K8	67	Total	C	N	O	S	0	0	0
			563	349	114	99	1			
49	G5	67	Total	C	N	O	S	0	0	0
			563	349	114	99	1			

- Molecule 50 is a protein called 50S ribosomal protein L30.

Mol	Chain	Residues	Atoms				ZeroOcc	AltConf	Trace
50	L8	57	Total	C	N	O	0	0	0
			452	288	88	76			
50	H5	59	Total	C	N	O	0	0	0
			468	298	90	80			

- Molecule 51 is a protein called 50S ribosomal protein L31.

Mol	Chain	Residues	Atoms					ZeroOcc	AltConf	Trace
51	M8	66	Total	C	N	O	S	0	0	0
			533	335	96	97	5			
51	I5	60	Total	C	N	O	S	0	0	0
			481	305	84	87	5			

- Molecule 52 is a protein called 50S ribosomal protein L32.

Mol	Chain	Residues	Atoms					ZeroOcc	AltConf	Trace
52	N8	58	Total	C	N	O	S	0	0	0
			453	285	89	74	5			
52	J5	59	Total	C	N	O	S	0	0	0
			458	288	90	75	5			

- Molecule 53 is a protein called 50S ribosomal protein L33.

Mol	Chain	Residues	Atoms					ZeroOcc	AltConf	Trace
53	O8	45	Total	C	N	O	S	0	0	0
			389	241	79	65	4			
53	K5	45	Total	C	N	O	S	0	0	0
			389	241	79	65	4			

- Molecule 54 is a protein called 50S ribosomal protein L34.

Mol	Chain	Residues	Atoms					ZeroOcc	AltConf	Trace
54	P8	45	Total	C	N	O	S	0	0	0
			391	240	97	52	2			
54	L5	46	Total	C	N	O	S	0	0	0
			398	245	98	53	2			

- Molecule 55 is a protein called 50S ribosomal protein L35.

Mol	Chain	Residues	Atoms					ZeroOcc	AltConf	Trace
55	Q8	60	Total	C	N	O	S	0	0	0
			480	306	98	74	2			
55	M5	60	Total	C	N	O	S	0	0	0
			477	303	98	74	2			

- Molecule 56 is a RNA chain called tRNA-Phe.

Mol	Chain	Residues	Atoms						ZeroOcc	AltConf	Trace
56	1L	76	Total	C	N	O	P	S	0	0	0
			1627	730	290	531	75	1			

- Molecule 57 is a RNA chain called tRNA-Phe.

Mol	Chain	Residues	Atoms						ZeroOcc	AltConf	Trace
57	3L	76	Total	C	N	O	P	S	0	0	0
			1624	725	290	532	76	1			

- Molecule 58 is MAGNESIUM ION (three-letter code: MG) (formula: Mg).

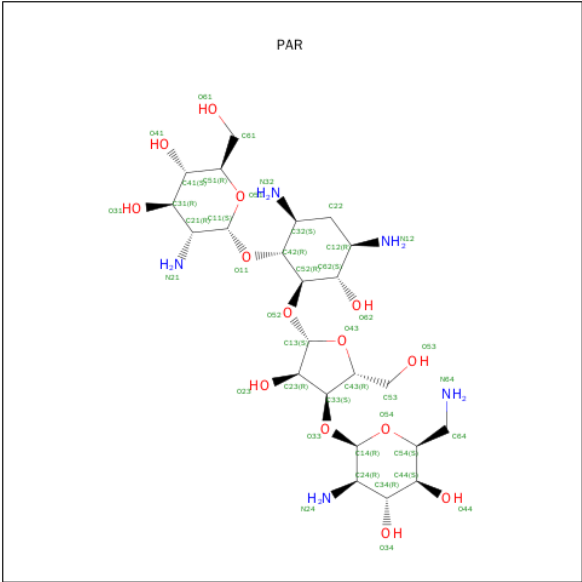
Mol	Chain	Residues	Atoms		ZeroOcc	AltConf
58	98	2	Total 2	Mg 2	0	0
58	P8	1	Total 1	Mg 1	0	0
58	J5	1	Total 1	Mg 1	0	0
58	C5	1	Total 1	Mg 1	0	0
58	2I	1	Total 1	Mg 1	0	0
58	13	148	Total 148	Mg 148	0	0
58	1J	5	Total 5	Mg 5	0	0
58	5I	2	Total 2	Mg 2	0	0
58	16	13	Total 13	Mg 13	0	0
58	25	1	Total 1	Mg 1	0	0
58	3K	1	Total 1	Mg 1	0	0
58	21	2	Total 2	Mg 2	0	0
58	2K	5	Total 5	Mg 5	0	0
58	L8	1	Total 1	Mg 1	0	0
58	I8	1	Total 1	Mg 1	0	0
58	2A	2	Total 2	Mg 2	0	0
58	5E	1	Total 1	Mg 1	0	0
58	29	4	Total 4	Mg 4	0	0
58	7A	1	Total 1	Mg 1	0	0
58	41	2	Total 2	Mg 2	0	0
58	78	1	Total 1	Mg 1	0	0

Continued on next page...

Continued from previous page...

Mol	Chain	Residues	Atoms		ZeroOcc	AltConf
58	1G	96	Total 96	Mg 96	0	0
58	11	4	Total 4	Mg 4	0	0
58	1H	520	Total 520	Mg 520	0	0
58	88	2	Total 2	Mg 2	0	0
58	49	1	Total 1	Mg 1	0	0
58	14	407	Total 407	Mg 407	0	0
58	3E	2	Total 2	Mg 2	0	0
58	55	1	Total 1	Mg 1	0	0
58	3L	2	Total 2	Mg 2	0	0
58	4K	1	Total 1	Mg 1	0	0
58	1K	2	Total 2	Mg 2	0	0
58	G8	1	Total 1	Mg 1	0	0
58	2L	3	Total 3	Mg 3	0	0

- Molecule 59 is PAROMOMYCIN (three-letter code: PAR) (formula: C₂₃H₄₅N₅O₁₄).



Mol	Chain	Residues	Atoms				ZeroOcc	AltConf
59	13	1	Total	C	N	O	0	0
			42	23	5	14		
59	1G	1	Total	C	N	O	0	0
			42	23	5	14		

- Molecule 60 is ZINC ION (three-letter code: ZN) (formula: Zn).

Mol	Chain	Residues	Atoms		ZeroOcc	AltConf
60	32	1	Total	Zn	0	0
			1	1		
60	3E	1	Total	Zn	0	0
			1	1		
60	5I	1	Total	Zn	0	0
			1	1		
60	5A	1	Total	Zn	0	0
			1	1		
60	G8	1	Total	Zn	0	0
			1	1		
60	C5	1	Total	Zn	0	0
			1	1		

- Molecule 61 is water.

Mol	Chain	Residues	Atoms		ZeroOcc	AltConf
61	13	197	Total	O	0	0
			197	197		

Continued on next page...

Continued from previous page...

Mol	Chain	Residues	Atoms		ZeroOcc	AltConf
61	3E	3	Total 3	O 3	0	0
61	8E	2	Total 2	O 2	0	0
61	1I	2	Total 2	O 2	0	0
61	3I	1	Total 1	O 1	0	0
61	5I	2	Total 2	O 2	0	0
61	6I	1	Total 1	O 1	0	0
61	7I	1	Total 1	O 1	0	0
61	1K	5	Total 5	O 5	0	0
61	2K	6	Total 6	O 6	0	0
61	3K	1	Total 1	O 1	0	0
61	4K	2	Total 2	O 2	0	0
61	1H	999	Total 999	O 999	0	0
61	16	21	Total 21	O 21	0	0
61	11	13	Total 13	O 13	0	0
61	21	4	Total 4	O 4	0	0
61	31	4	Total 4	O 4	0	0
61	58	2	Total 2	O 2	0	0
61	78	5	Total 5	O 5	0	0
61	B8	1	Total 1	O 1	0	0
61	C8	3	Total 3	O 3	0	0
61	D8	1	Total 1	O 1	0	0

Continued on next page...

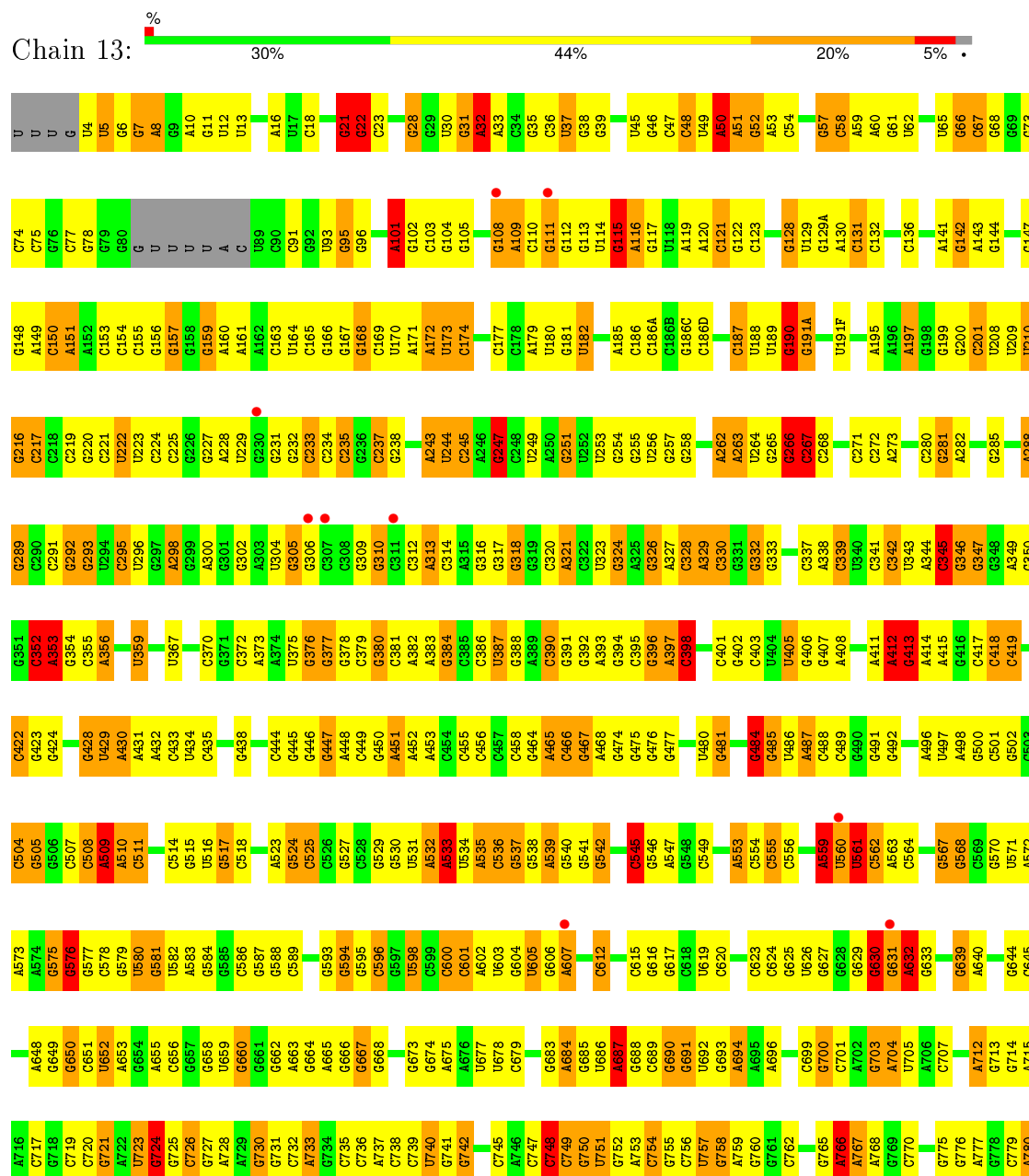
Continued from previous page...

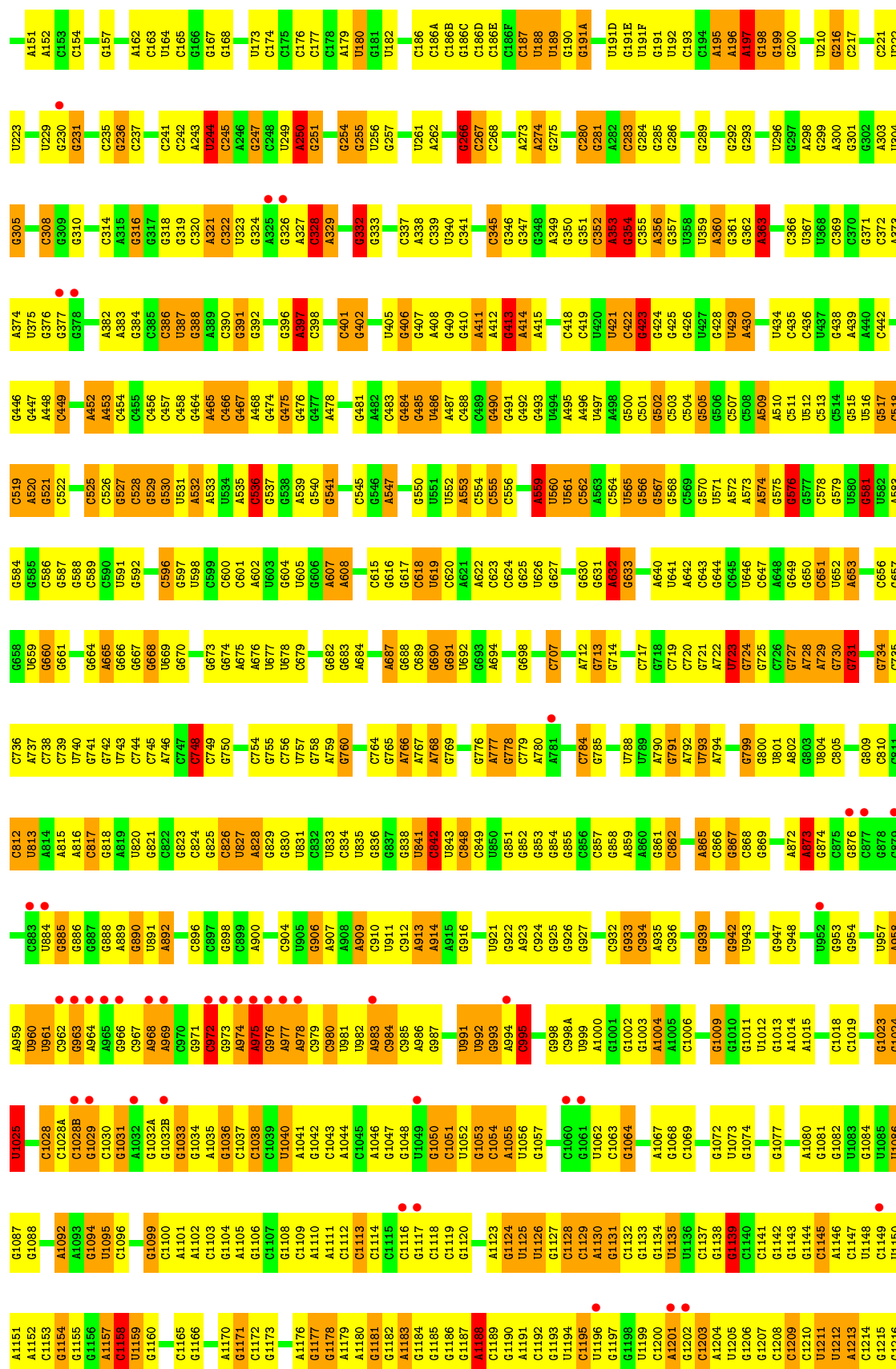
Mol	Chain	Residues	Atoms		ZeroOcc	AltConf
61	G8	4	Total 4	O 4	0	0
61	I8	7	Total 7	O 7	0	0
61	L8	1	Total 1	O 1	0	0
61	P8	1	Total 1	O 1	0	0
61	Q8	2	Total 2	O 2	0	0
61	1G	82	Total 82	O 82	0	0
61	7A	1	Total 1	O 1	0	0
61	BA	1	Total 1	O 1	0	0
61	3L	6	Total 6	O 6	0	0
61	14	598	Total 598	O 598	0	0
61	19	13	Total 13	O 13	0	0
61	39	7	Total 7	O 7	0	0
61	35	1	Total 1	O 1	0	0
61	85	1	Total 1	O 1	0	0
61	A5	1	Total 1	O 1	0	0
61	G5	1	Total 1	O 1	0	0
61	L5	1	Total 1	O 1	0	0

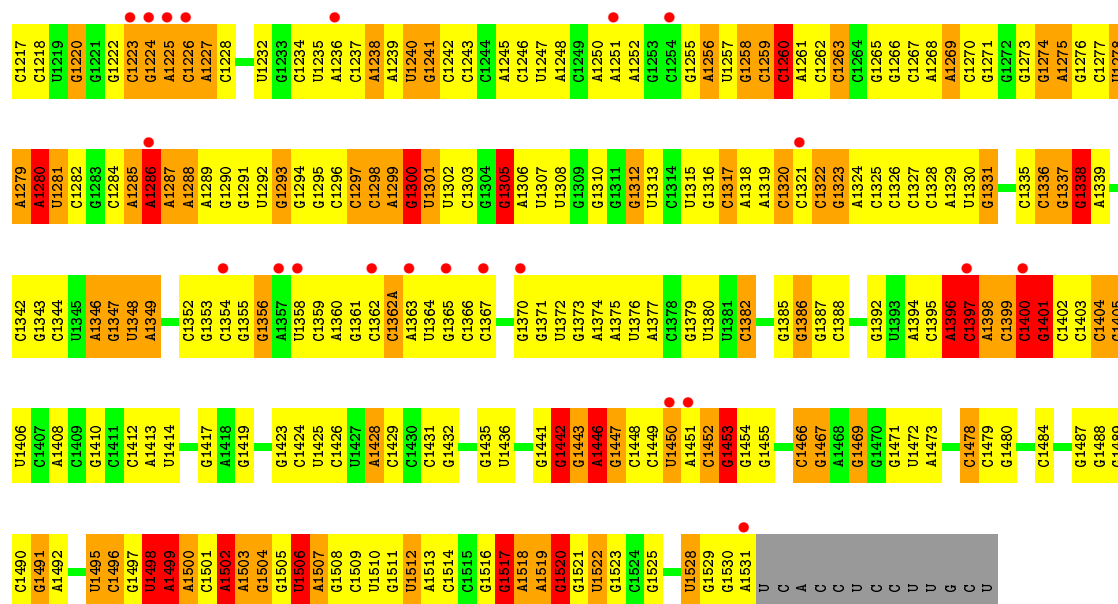
3 Residue-property plots

These plots are drawn for all protein, RNA and DNA chains in the entry. The first graphic for a chain summarises the proportions of errors displayed in the second graphic. The second graphic shows the sequence view annotated by issues in geometry and electron density. Residues are color-coded according to the number of geometric quality criteria for which they contain at least one outlier: green = 0, yellow = 1, orange = 2 and red = 3 or more. A red dot above a residue indicates a poor fit to the electron density ($\text{RSRZ} > 2$). Stretches of 2 or more consecutive residues without any outlier are shown as a green connector. Residues present in the sample, but not in the model, are shown in grey.

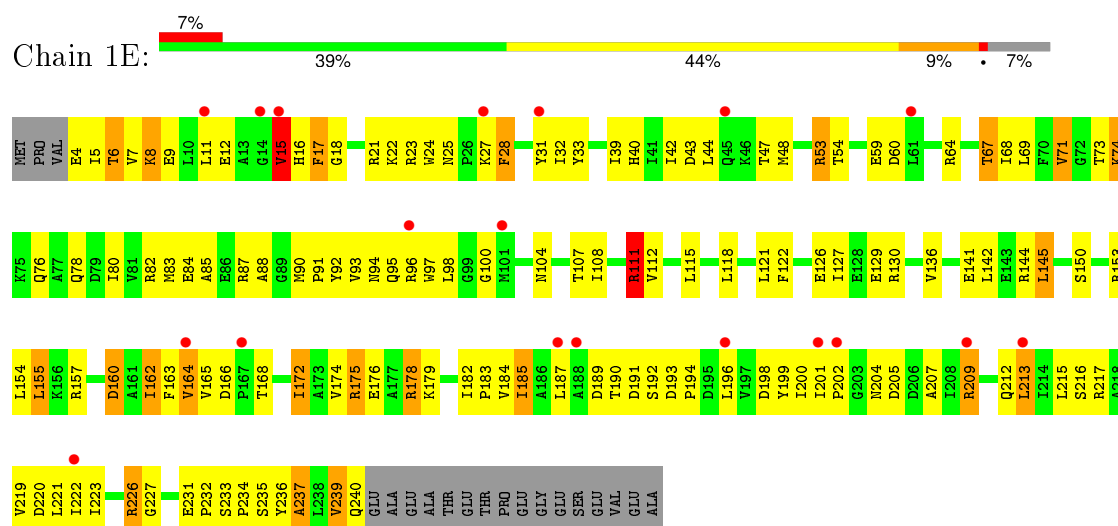
- Molecule 1: 16S ribosomal RNA



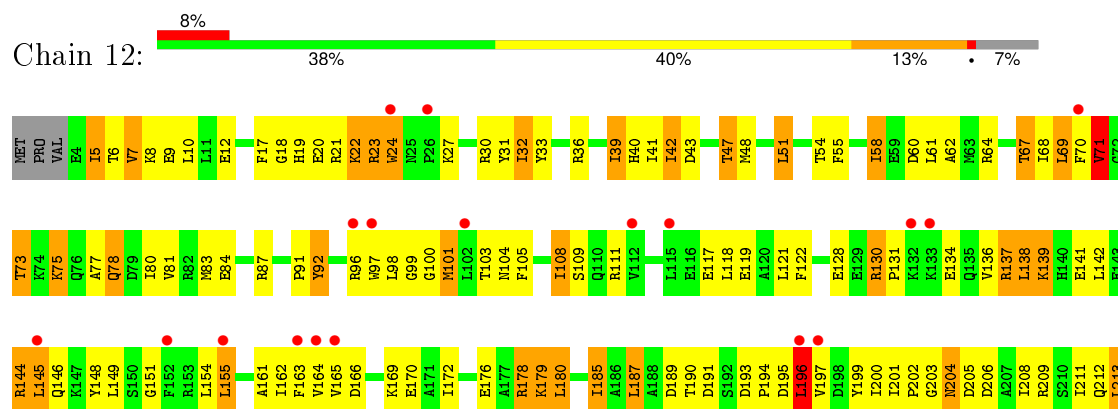


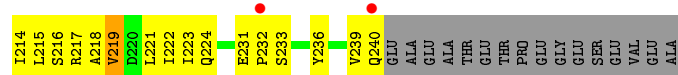


• Molecule 2: 30S ribosomal protein S2

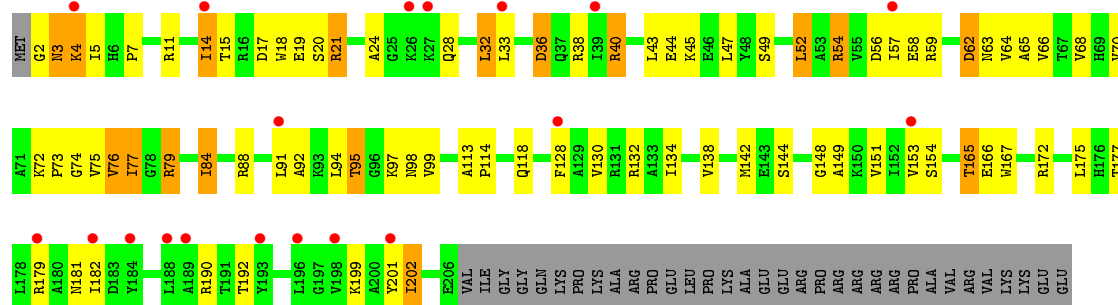


• Molecule 2: 30S ribosomal protein S2

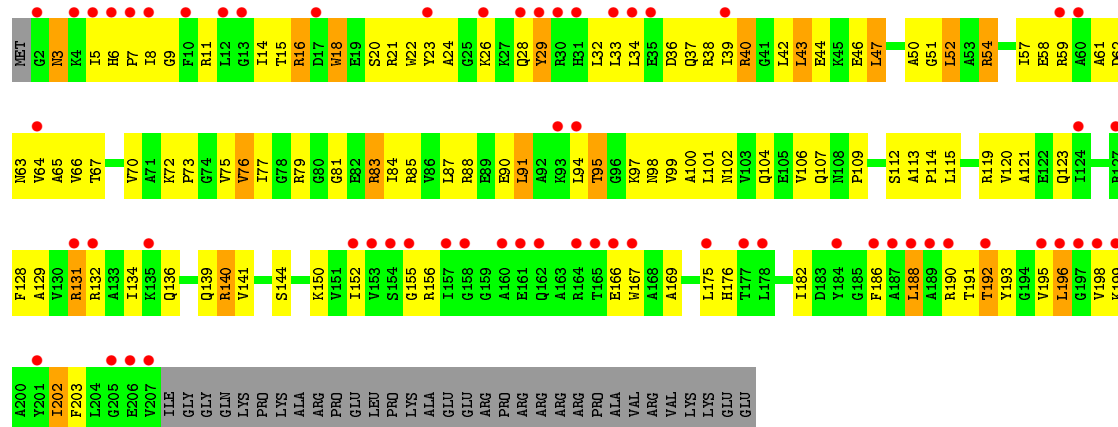




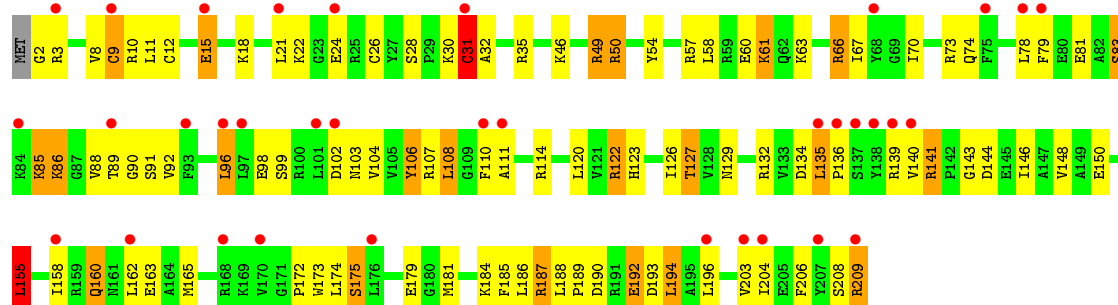
• Molecule 3: 30S ribosomal protein S3



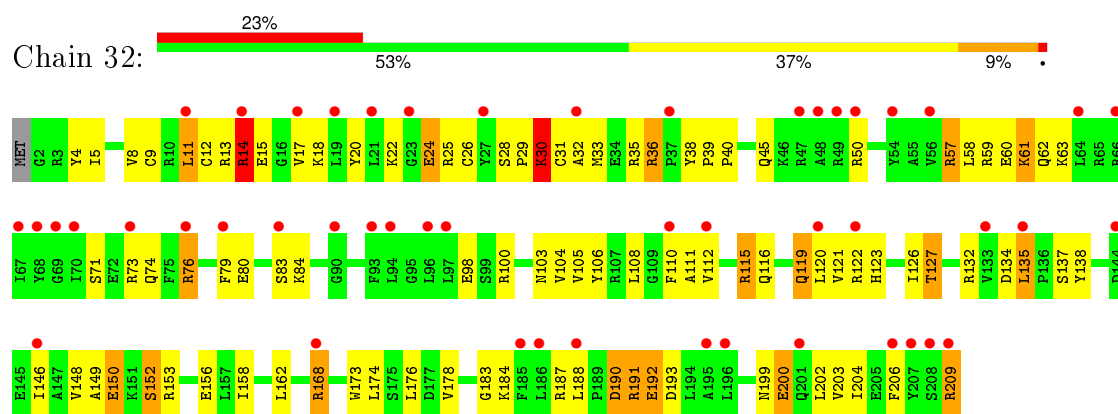
• Molecule 3: 30S ribosomal protein S3



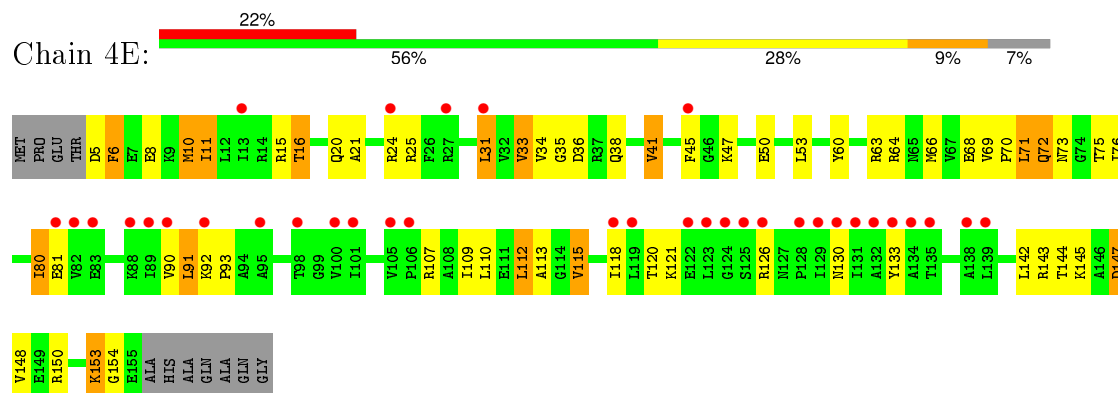
• Molecule 4: 30S ribosomal protein S4



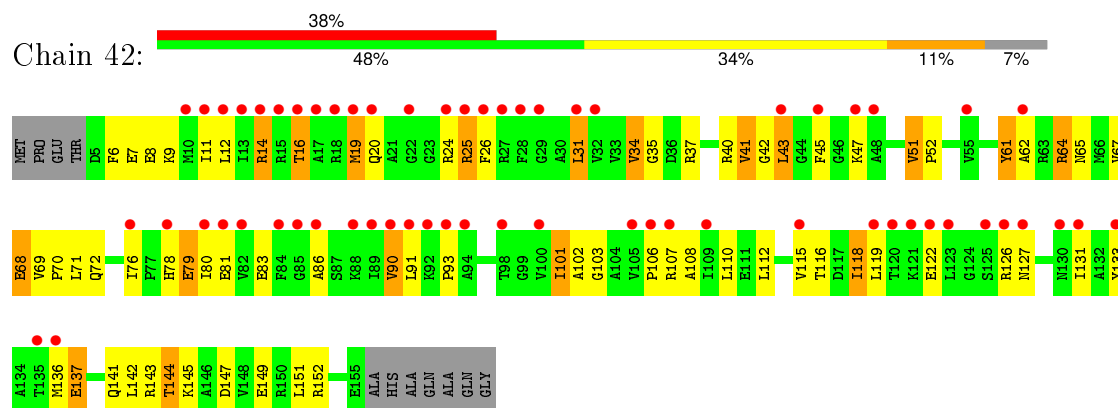
• Molecule 4: 30S ribosomal protein S4



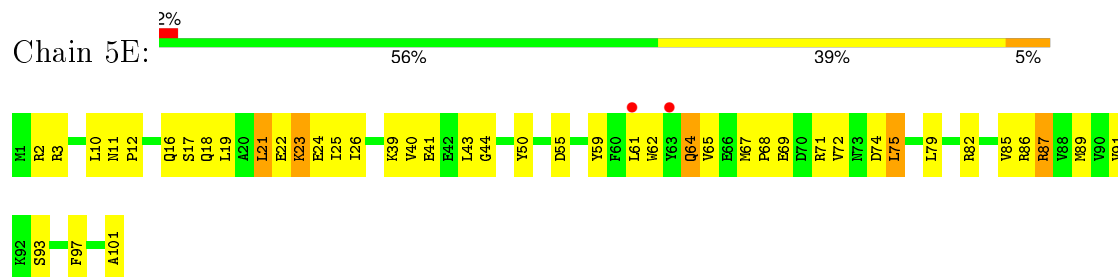
- Molecule 5: 30S ribosomal protein S5




- Molecule 5: 30S ribosomal protein S5



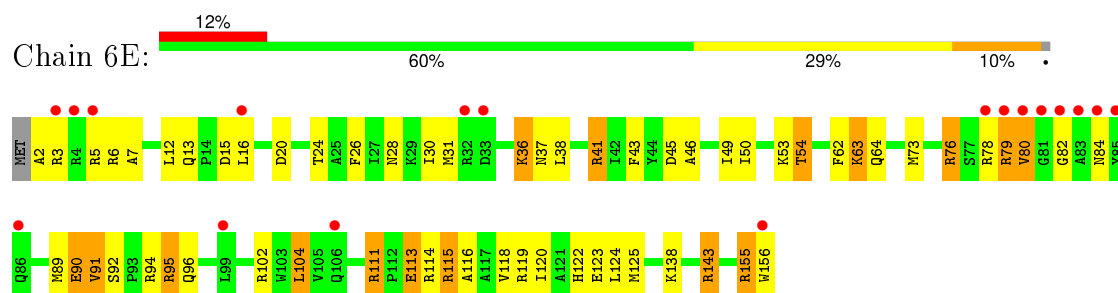
- Molecule 6: 30S ribosomal protein S6



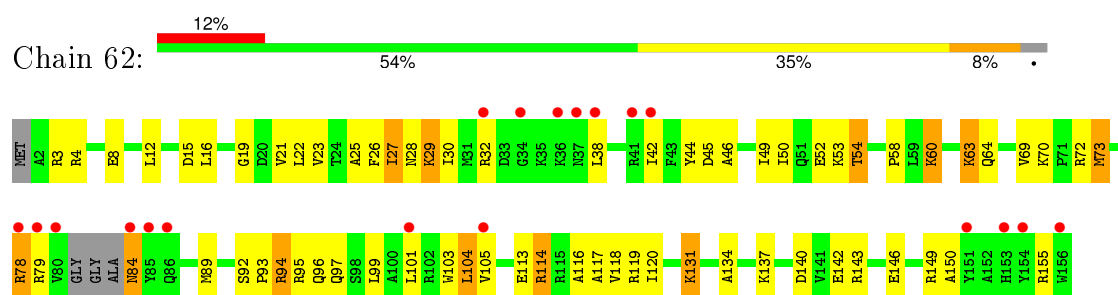
- Molecule 6: 30S ribosomal protein S6



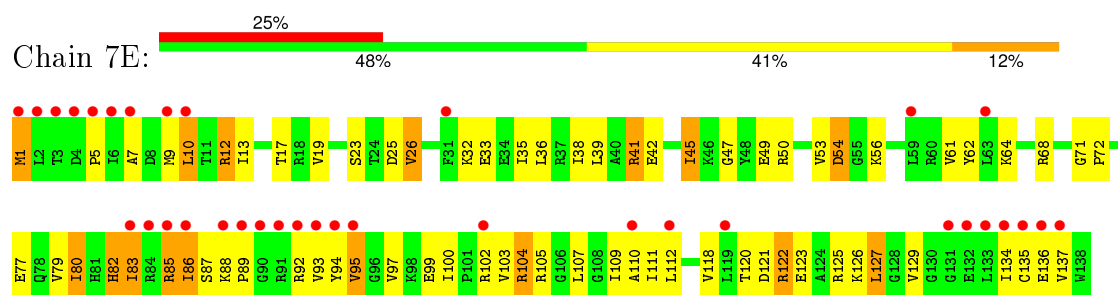
• Molecule 7: 30S ribosomal protein S7



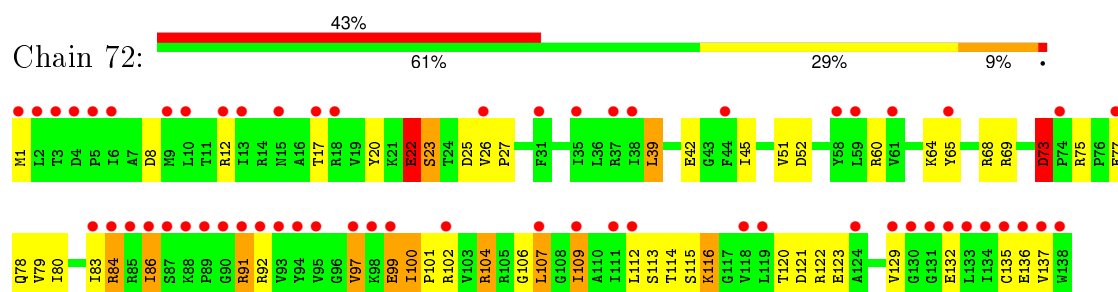
• Molecule 7: 30S ribosomal protein S7



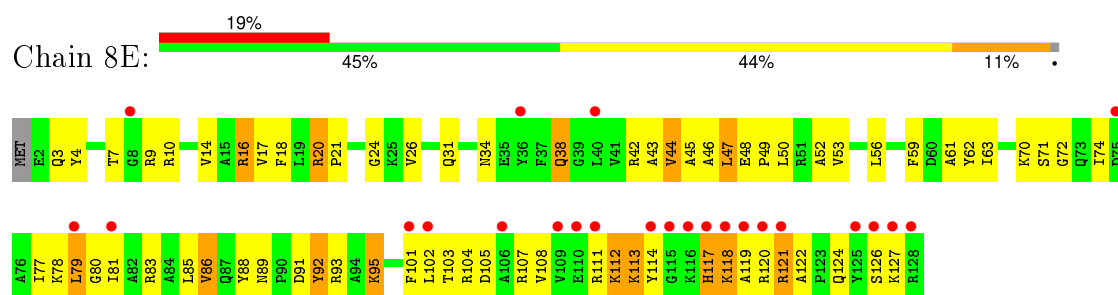
• Molecule 8: 30S ribosomal protein S8



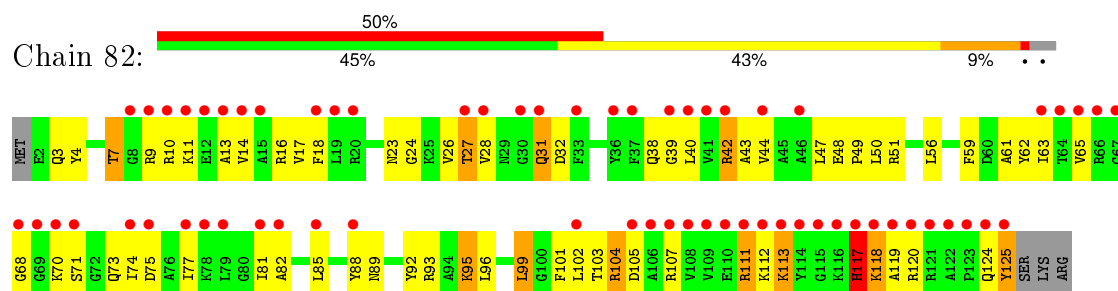
• Molecule 8: 30S ribosomal protein S8



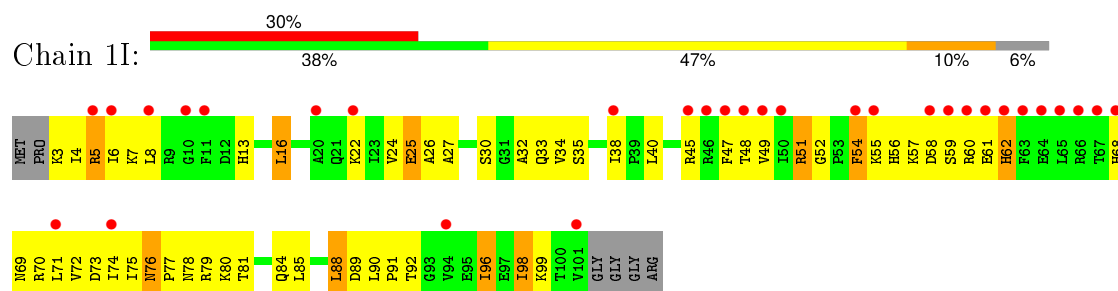
• Molecule 9: 30S ribosomal protein S9



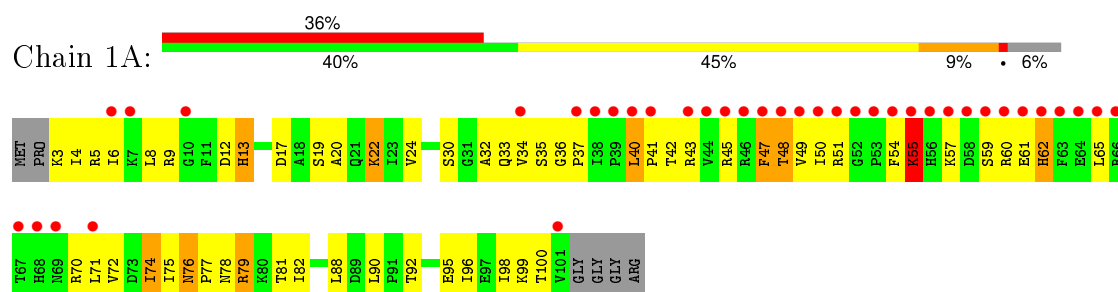
• Molecule 9: 30S ribosomal protein S9



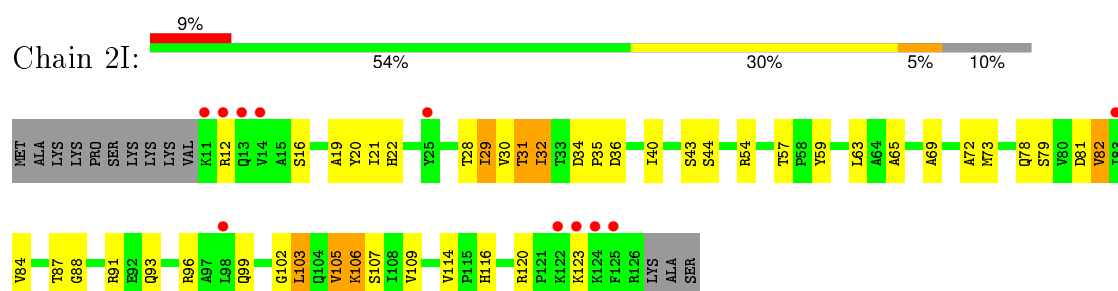
• Molecule 10: 30S ribosomal protein S10



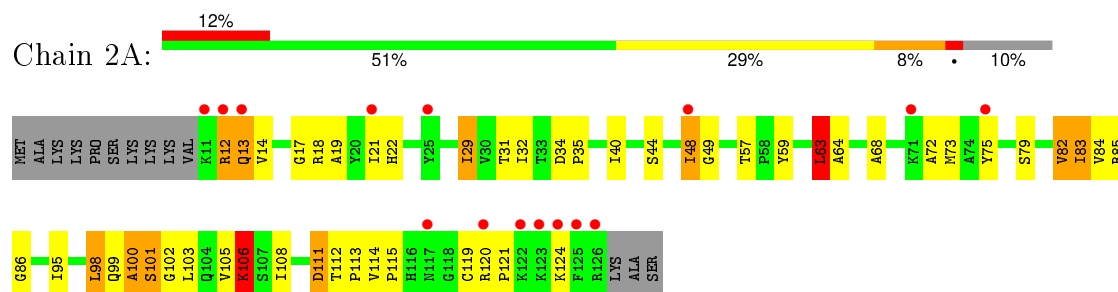
• Molecule 10: 30S ribosomal protein S10



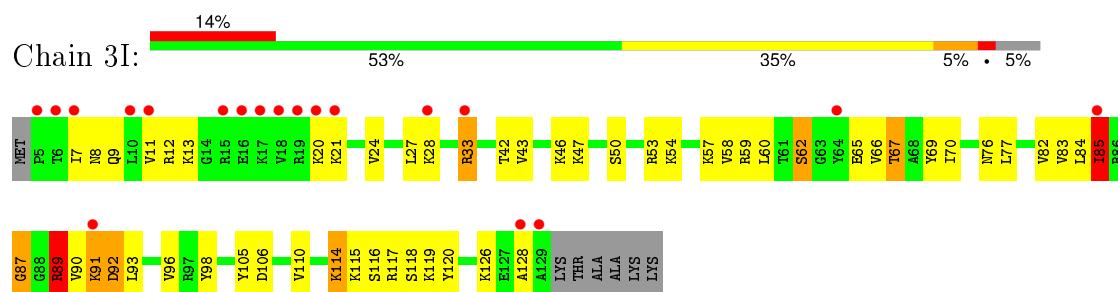
• Molecule 11: 30S ribosomal protein S11



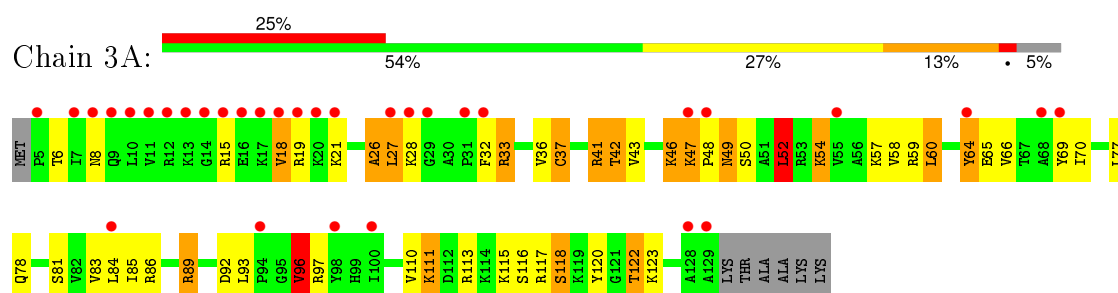
- Molecule 11: 30S ribosomal protein S11



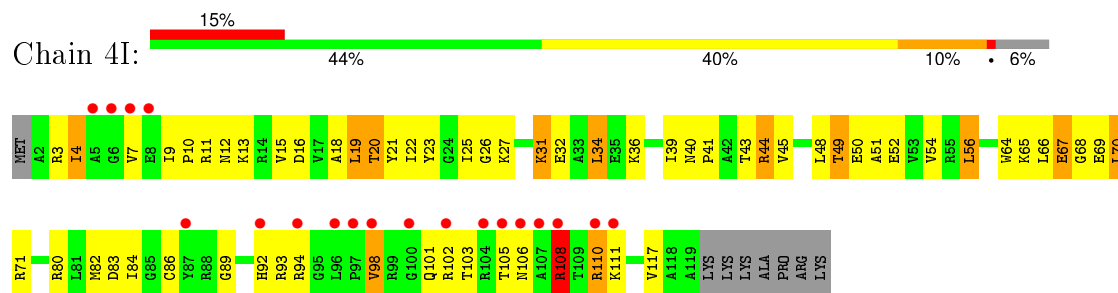
- Molecule 12: 30S ribosomal protein S12



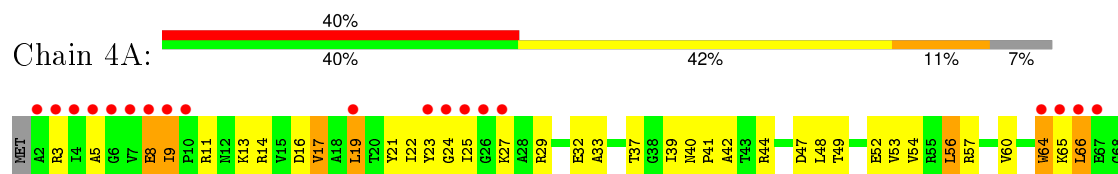
- Molecule 12: 30S ribosomal protein S12

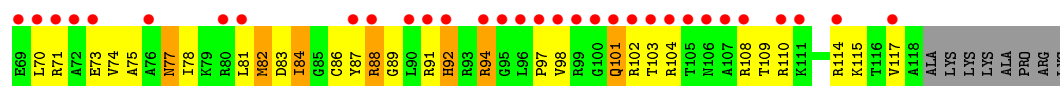


- Molecule 13: 30S ribosomal protein S13

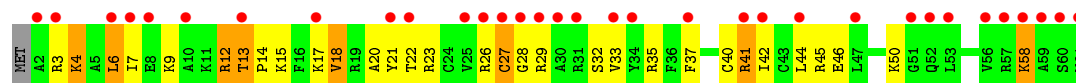


- Molecule 13: 30S ribosomal protein S13

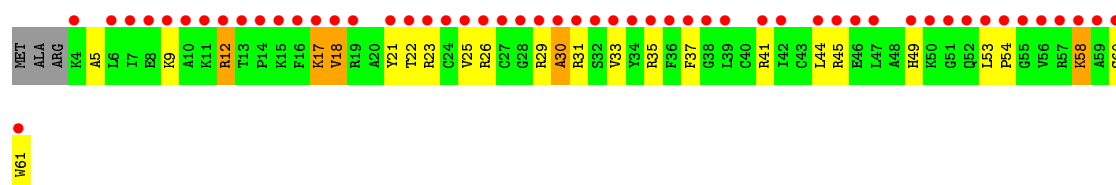




- Molecule 14: 30S ribosomal protein S14 type Z



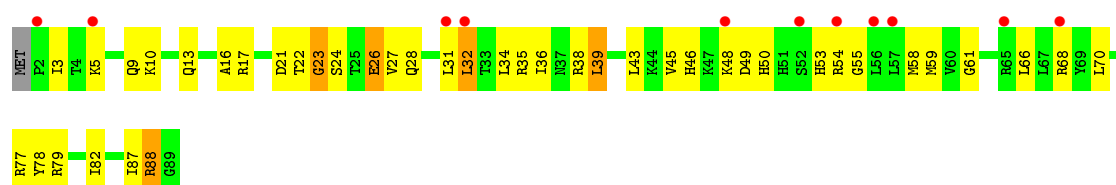
- Molecule 14: 30S ribosomal protein S14 type Z



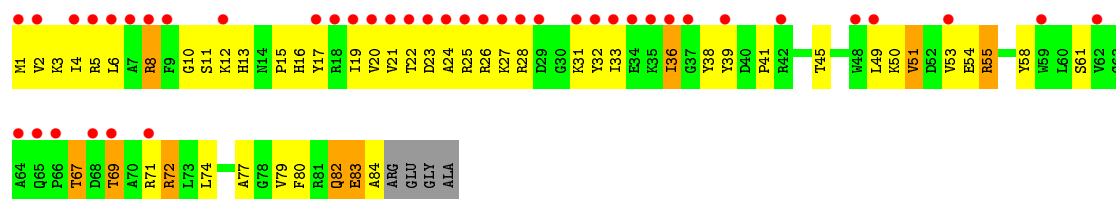
- Molecule 15: 30S ribosomal protein S15



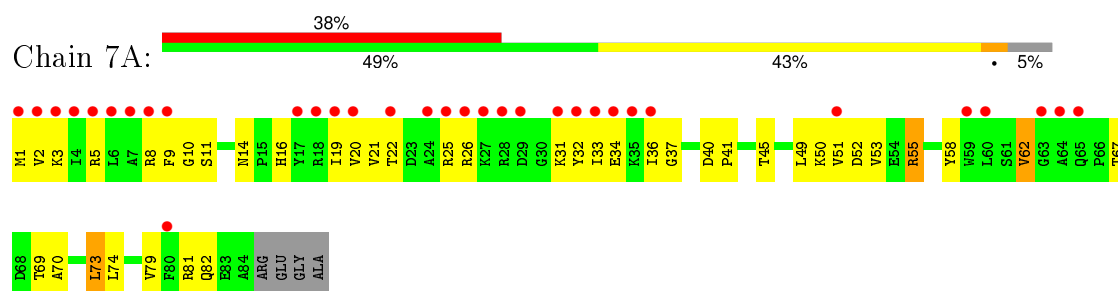
- Molecule 15: 30S ribosomal protein S15



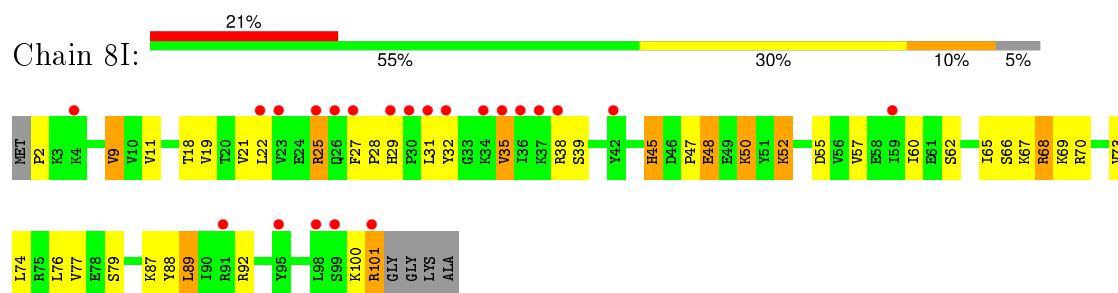
- Molecule 16: 30S ribosomal protein S16



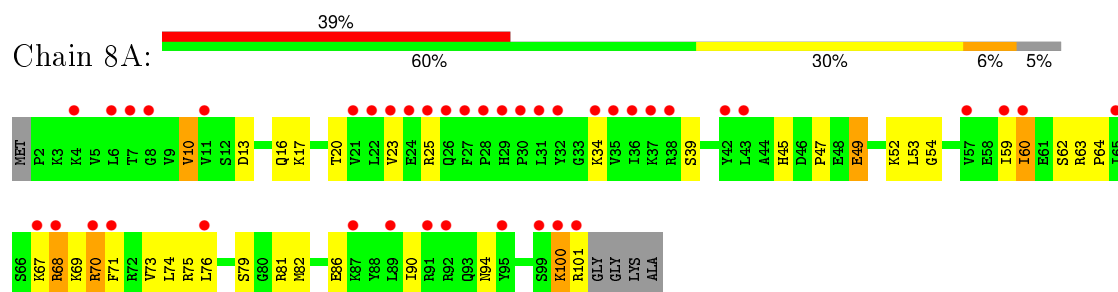
- Molecule 16: 30S ribosomal protein S16



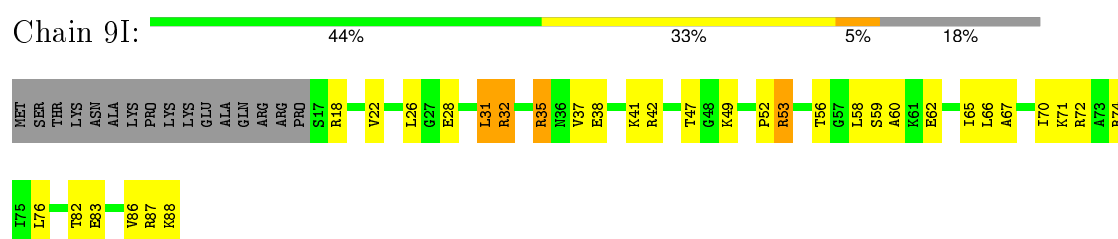
- Molecule 17: 30S ribosomal protein S17



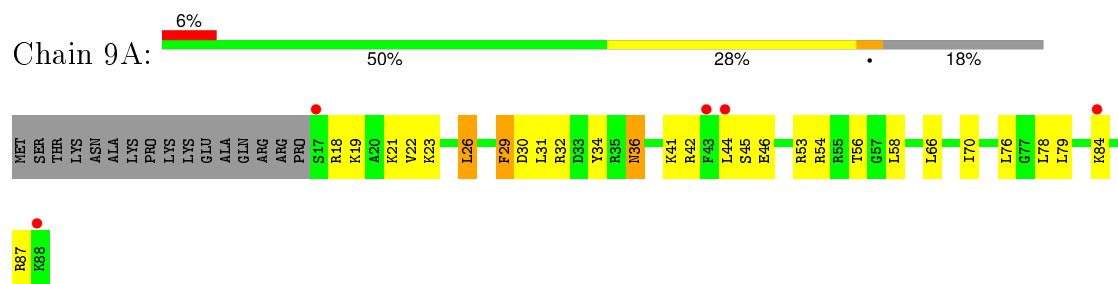
- Molecule 17: 30S ribosomal protein S17



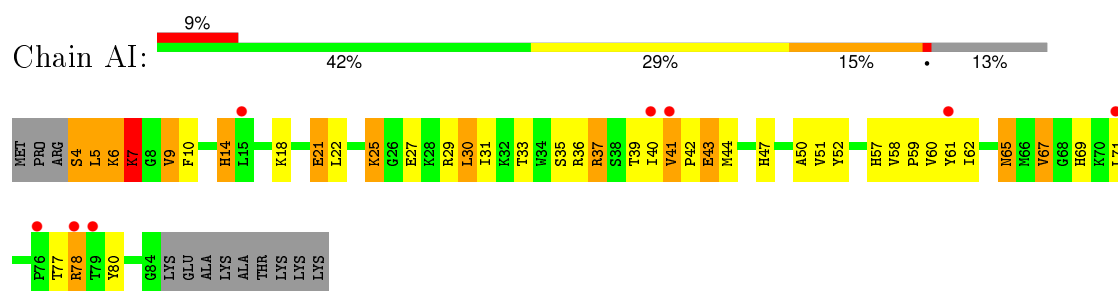
- Molecule 18: 30S ribosomal protein S18



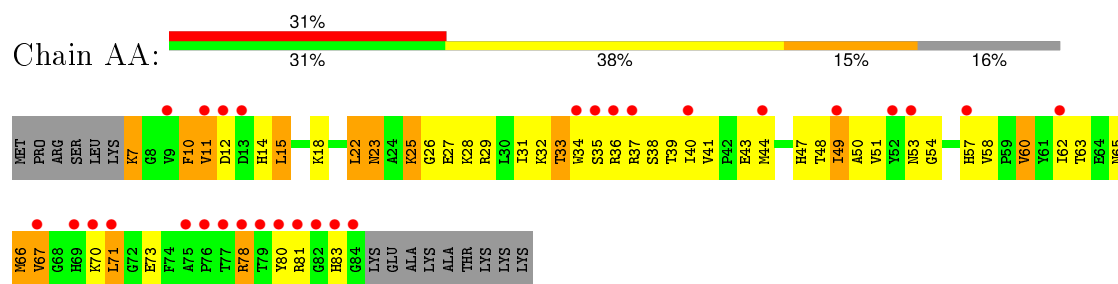
- Molecule 18: 30S ribosomal protein S18



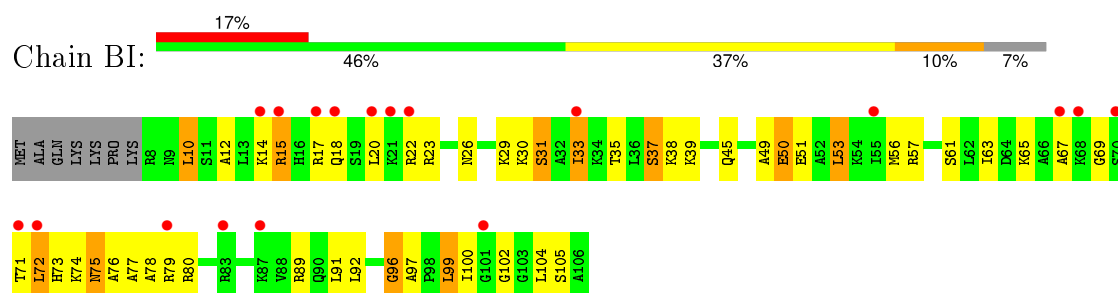
- Molecule 19: 30S ribosomal protein S19



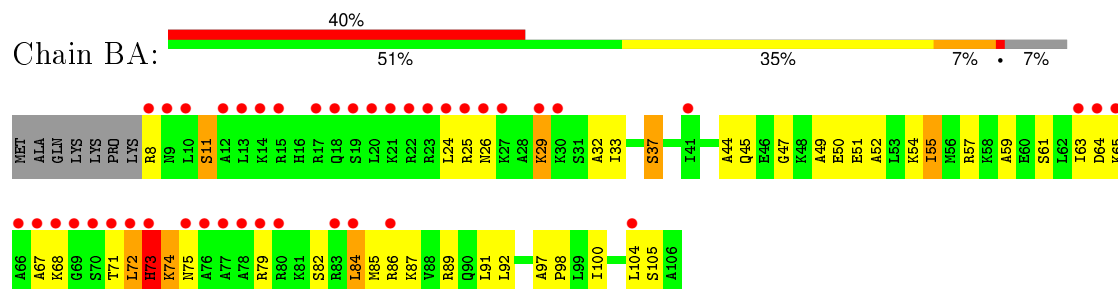
• Molecule 19: 30S ribosomal protein S19



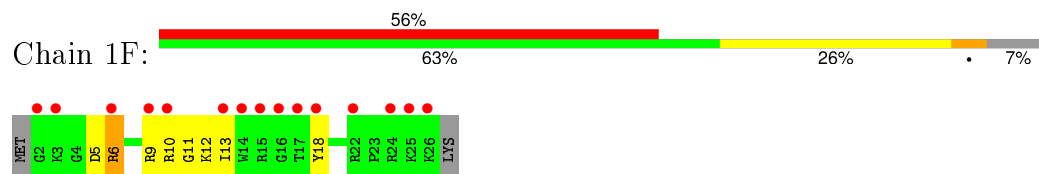
• Molecule 20: 30S ribosomal protein S20



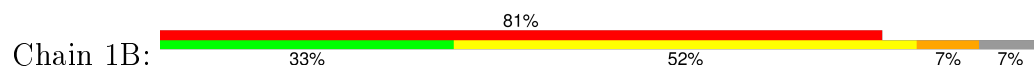
• Molecule 20: 30S ribosomal protein S20

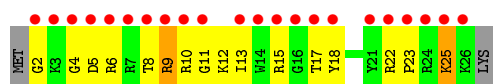


• Molecule 21: 30S ribosomal protein Thx

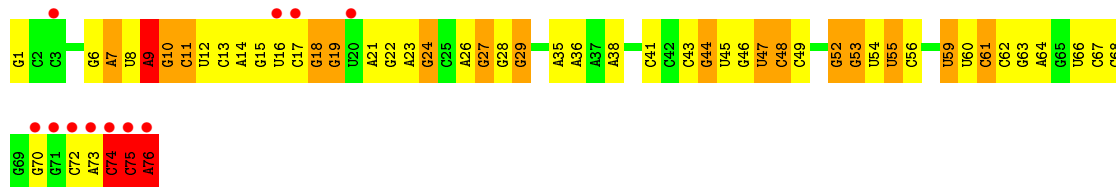


• Molecule 21: 30S ribosomal protein Thx

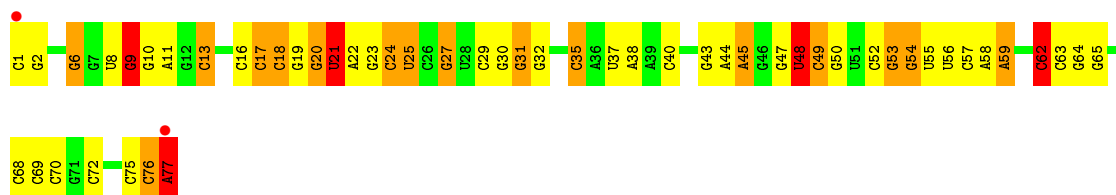





• Molecule 22: tRNA-Phe



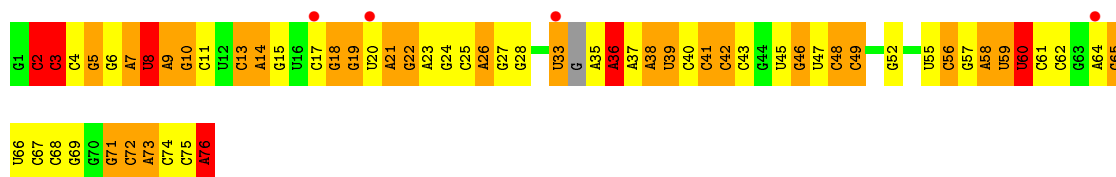
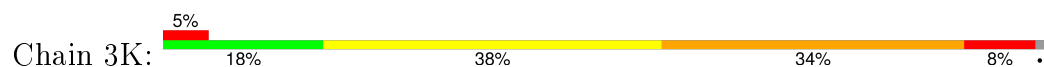
• Molecule 23: tRNA-fMet



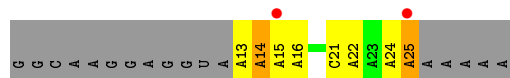
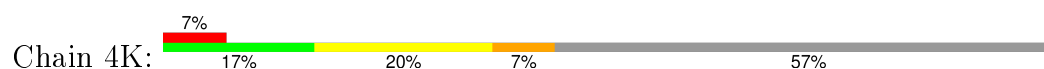
• Molecule 23: tRNA-fMet



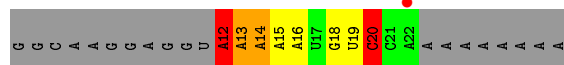
• Molecule 24: tRNA-Phe



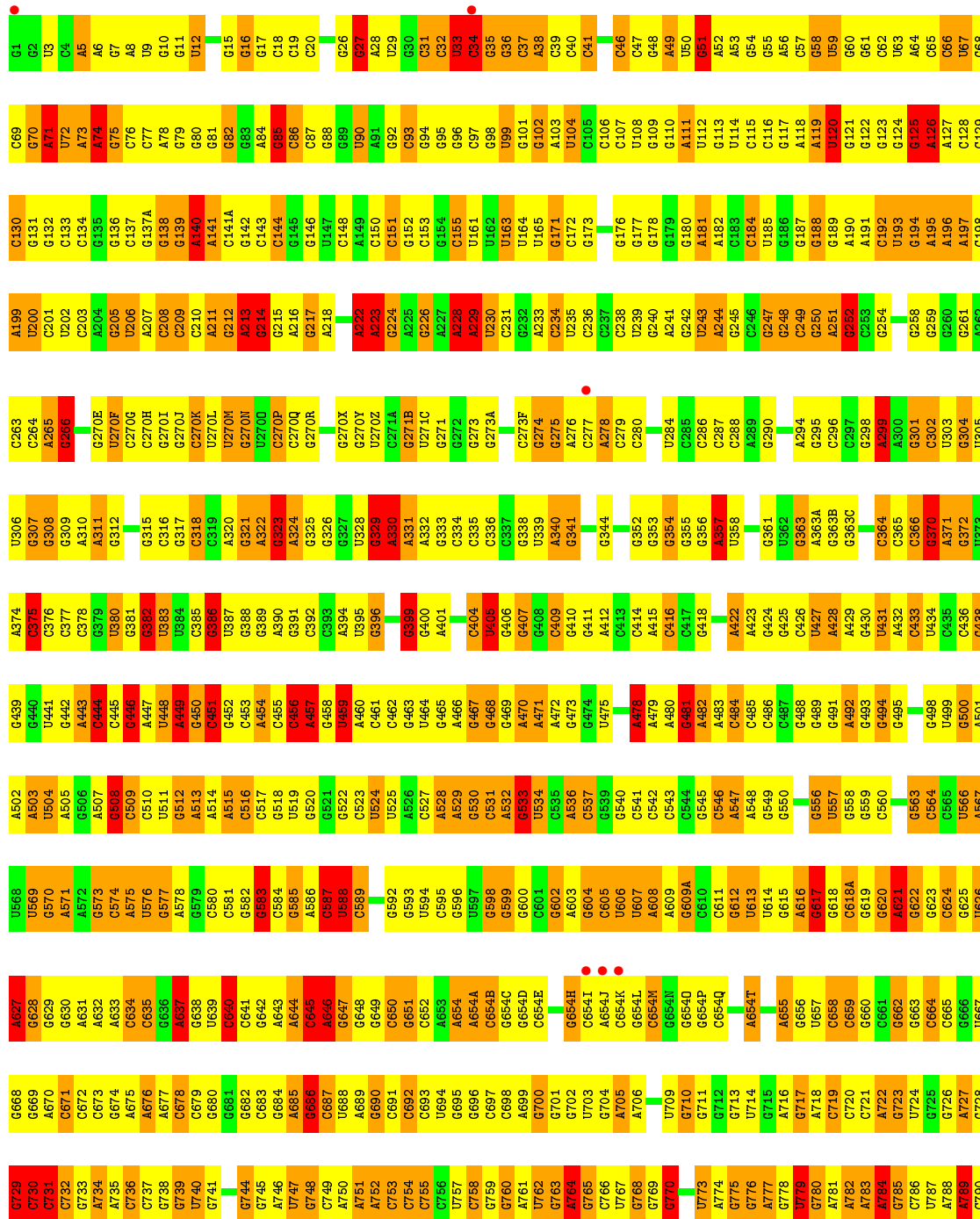
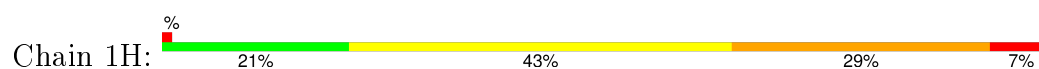
• Molecule 25: mRNA



- Molecule 25: mRNA

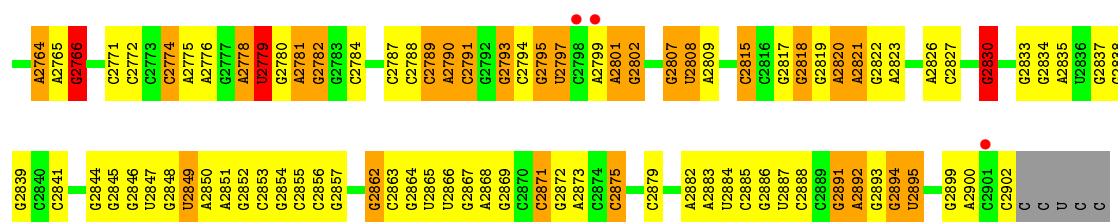


- Molecule 26: 23S ribosomal RNA

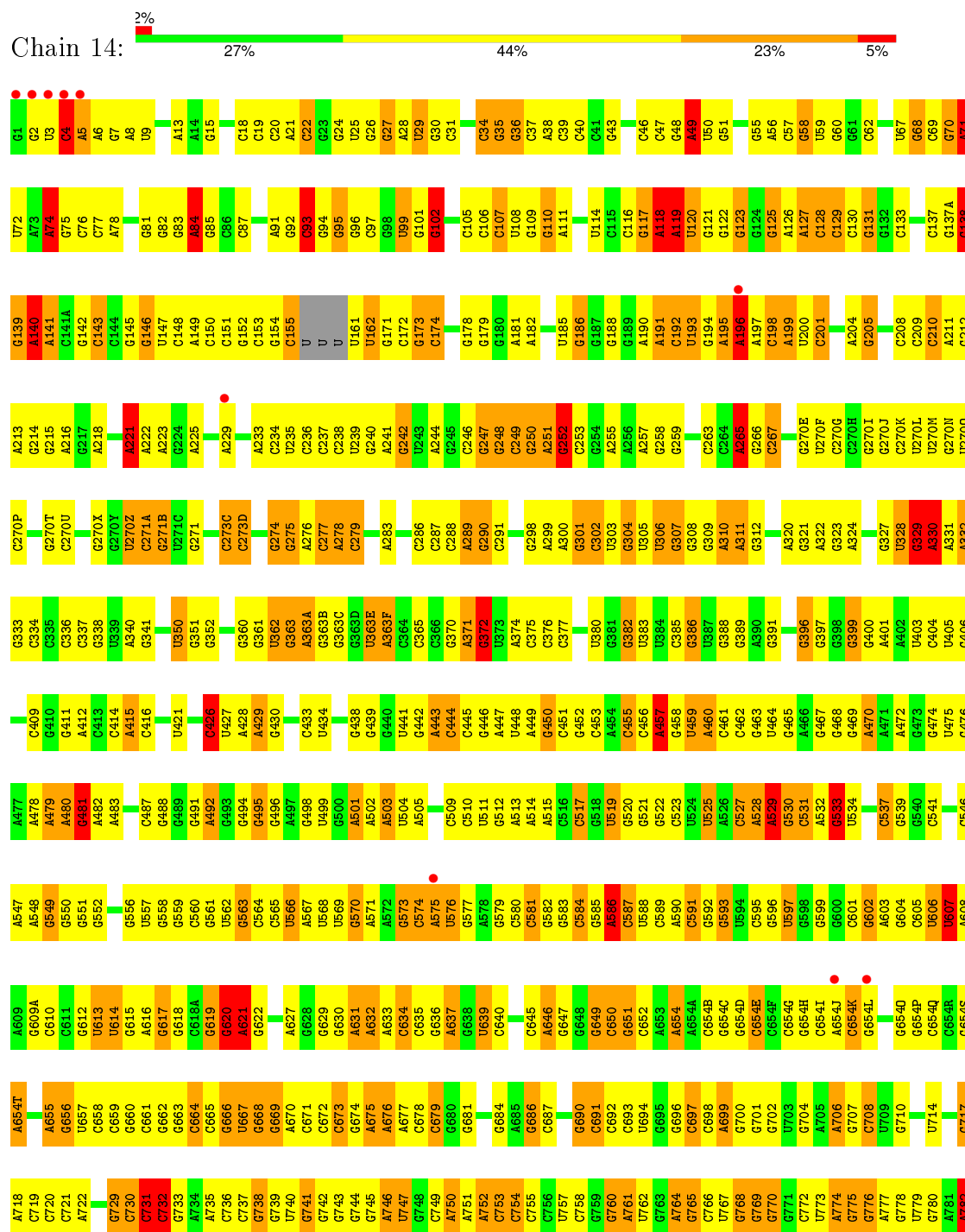


A1668	A1669	A1608	A1545A	U1482	U1420	A1360	C1297	G1230	G1170	C1102	G1039	G977	G916	U851	C791
C1546	C1547	C1610	C1546	G1463	G1421	G1361	C1298	G1231	G1171	A1103	G1042	G978	A917	C852	C792
C1548	C1549	C1611	C1548	G1484	G1422	C1362	G1299		G1173	C1104	G1043	G979	A918	C853	C793
U1671	U1672	C1543	C1543	G1485	G1423	C1363	U1300	A1237	A1174	C1043	C1043		G919	C854	C794
C1549	C1550	C1612	C1549	A1486	G1424	G1364	A1301	G1238	U1175	G1106	G1044	C982	G920	C855	C795
C1550	C1551	C1613	C1550	C1487	G1425	G1365	A1302	G1239	U1176	G1107	A1045	A983	G921	C856	C796
C1614		C1614	C1551	C1488	G1426	A1366	G1303	U1240	A1177	U1108	A1046	A984	U922	C857	C797
C1675		C1675		C1489		A1367		U1241	C1178	U1109	G1047	C985	C923	C858	C798
A1616	A1617	A1616	A1554	A1490	A1427	G1368	C1306	A1242	C1179	G1110	G1048	C986	C924	C859	C799
A1617	A1677	C1555	C1490		G1428	G1369	A1307	A1243	G1180	A1049	A926	U860	C924	C860	A800
A1618	A1618	C1430	C1556	C1493	G1429	G1370	A1308	G1244	C1181	A1050	A926	A861	C924	C861	A801
G1619	U1679	U1494	C1493	A1495	U1431	G1371	G1309	G1245	G1182	G1122	G928	G862	G928	C862	A802
G1620	A1495	A1495	A1495	A1495	U1432	U1372	G1310	G1246	G1183	A930	G929	A863	G929	C863	U803
U1621	G1558	A1496	G1311	A1496	U1433	A1373	G1311	A1247	G1184	A1054	U864	C991	U930	C864	A804
G1622	G1560	C1498	U1497	U1497	A1434	G1374	U1312	U1248	C1185	C1055	C932	C992	G932	C865	C805
G1623	G1561	C1498	C1498	C1498	A1435	C1375	U1313	U1249	G1186	G1056	G933	C993	G933	C866	C806
C1624	A1562	C1499	C1499	C1499	G1436	C1376	C1314	G1250	G1187	A1057	C994	C994	G934	C867	U807
C1625	G1563	G1500	C1497	C1497	G1437	G1377	C1315	G1251	U1188	G1126	C995	C995	G935	C868	U808
G1626	C1564	C1501	U1438	C1501	U1438	A1378	U1316	G1252	A1189	G1059	A986	A986	C936	C869	U809
	G1565	C1502	A1439	C1502	A1439	A1379	A1317	A1253	G1190	U1060	U937	C997	C937	C870	U810
U1629	A1566		G1440		G1440	A1380	C1318	A1254	G1191	U1061	U938	C998	C938	C871	U811
G1630	A1567	A1507	G1441	A1507	G1441	G1381		U1255	G1192	G1062	U939	C999	C939	C872	C812
C1630A	G1568	A1508	G1442	A1508	G1442	G1382	G1382	G1256	G1193	G1063	G940	U1000	G940	C874	C813
U1692	A1569	C1509	G1443	A1509	G1443	C1383		C1257	A1194	A1132		A1001	A941	C878	C814
A1632	A1570	A1510	G1444	A1510	G1444	C1384	G1324	C1258	G1195	U1133	U942	A1002	G942	C879	C815
G1633	A1571	A1511	A1444A	A1511	A1444A	G1385	G1325	G1259	C1196	C1135	U943	G1003	U943	C880	C816
A1634	A1572	G1512	C1445	C1512	C1445	C1386	U1326	G1260	G1197	G1136	G944	C1004	G944	C881	C817
G1635	A1573	C1513	C1446	C1513	C1446	C1387	C1327	C1261	U1198	G1137	A945	C1005	A945	C882	C818
C1636	C1574	U1514	G1447	U1514	G1447	G1388	G1328	U1262	U1199	G1138	A946	C1006	G946	C883	A819
A1637	C1575	C1515	G1448	C1515	G1448	G1389	U1329	U1263	C1200	G1139	G947	C1007	G947	C884	A820
C1638	U1576	U1516	A1449	U1516	A1449	U1390	C1330	G1264	G1201	C1140	G948	C1008	G948	C885	A821
U1638	G1577	C1517	G1449A	C1517	G1449A	U1391	A1331	A1265	C1202	A1073	C949	C1009	C949	C886	U822
A1640	U1578	C1518		C1518		A1392	G1332	G1266	G1203	U1142	G950	C1010	G950	C887	G823
A1641	A1579	U1520	A1453	U1520	A1453	A1393	C1333	U1267	A1204	C1075	C951	G1011	C951	C888	A824
G1642	A1580	C1521	G1454	C1521	G1454	U1394	G1334	U1268	U1205	A1143	G952	G1012	G952	C889	C825
G1643	G1581	G1522	G1455	G1522	G1455	A1395	U1335	A1269	G1206	A1077	G954	U1014	G954	C890	U827
C1644	C1582	U1523	G1456	U1523	G1456	U1396	A1336	C1270	C1207	U1078	C955	U1015	C955	C892	U828
G1645		U1523	A1457	U1523	A1457	U1397	G1337	G1271	C1208	C1079	C956	G1016	C956	C893	U829
C1646	A1586	G1524	C1458	G1524	C1458	C1398	G1338	U1272	G1209	A1080	G957		G957	C894	A830
G1647	A1587	C1525	G1459	C1525	G1459	C1399	G1339	U1273	A1210	U1081	U958	U1019	U958	C895	A831
C1648	C1588	G1526	A1460	G1526	A1460	G1400	U1340	A1274	G1212	U1082	A959	A1020	A959	A896	A832
G1649	C1589	G1527	G1461	G1527	G1461	G1401	U1341	A1275	G1213	A1083	A960	A1021	A960	C897	U833
U1727	U1590	A1528		A1528		C1402	A1342		A1214	A1084	C961	G1022	C961	C898	C834
G1651	G1591	A1529	C1464	A1529	C1464	C1403	G1343	A1278	G1215	A1085	C962	G1023	C962	C899	A835
A1652	C1592	G1530	G1465	G1530	G1465	C1404	G1344	G1279	G1216	A1086	U963	U1023	U963	C900	A836
G1653	G1593	C1531	G1466	C1531	G1466	U1405	G1345	G1280	A1155	G1087	A900	G1024	A900	A901	C837
A1654	G1594	C1532	C1467	C1532	C1467	U1406	G1346	G1281	C1217	A1088	C964	U1025	C964	C901	C838
A1655	G1595	C1533	C1468	C1533	C1468	C1407	G1347	U1282	G1218	G1089	C965	U1026	C965	C902	U839
C1656	A1596	G1534	A1469	G1534	A1469	C1408	G1348	G1283	G1219	U1090	G966	U1027	G966	C903	
G1657	U1597	U1535	G1470	U1535	G1470	C1409	A1349	A1284	A1220	G1091	C967	A1028	C967	C904	C840
C1658	C1598	A1536	A1471	A1536	A1471	G1410	C1350	G1285	C1221	C1092	G968	A1029	G968	G906	A841
U1659	C1599	C1537	A1472	C1537	A1472	C1411	C1351	A1286	C1222	C1093	U969	G1030	U969	U907	G842
G1660	C1600	U1538	G1473	U1538	G1473	A1412	U1352	A1287	C1223	U1094	C970	G1031	C970	C908	G843
G1661	G1601	G1539	C1474	G1539	C1474	G1413	A1353		G1224	A1095	C971	A1032	C971	A909	C844
C1662	U1602	G1540	G1475	G1540	G1475	G1414	A1354	U1291	G1225	A1096	G972	U1033	G972	A910	A845
A1603	A1603	U1541	C1476	U1541	C1476	U1415	G1355	U1292	G1226	U1097	A973	G1034	A973	A911	C846
C1604	C1604	G1542	A1477	G1542	A1477	G1416	G1356	C1293	A1227	A1098	C974	U1035	C974	C912	U847
A1665	C1605	A1543	A1478	A1543	A1478	C1417	U1357	U1294	G1228	G1099	C975	G1036	C975	U913	G848
G1666	G1606	C1544	G1479	C1544	G1479	C1418	U1358	U1299	G1229	G1100	C976	G1037	C976	C914	A849
G1667		A1545	G1480	A1545	G1480	A1419	A1359	G1296	G1229A	G1169	U1101	C1038	C976	C915	C850

U2698	C2496	U2563	C2496	G2365	A2305	U2242	C2161	C2084	C2021	C1961	U1998	U1820	A1759
C2699	A2497	A2564	A2497	A2366	C2306	U2243	G2162	C2085	U2022	C1962	G1899	A1821	A1760
C2700	C2498	A2565	C2498	G2367	G2307	U2244	C2163	U2086	G2023	G1963	A1900	G1822	C1761
C2701	C2499	A2566	A2499	G2368	G2308	U2245	C2164	U2089	G2024	G1964	A1901	G1823	G1762
U2702	U2500	G2567	U2500	A2369	C2309	U2246	G2165	U2096	C2025	G1965	G1902	A1825	G1763
C2703	C2501	C2568	C2501	G2370	A2310	A2247	G2166	U2096	C2026	A1966	G1903	G1826	G1764
C2704	G2502	G2569	G2502	G2371	A2311	U2248	U2167	U2096	G2027	G1967	G1904	C1827	C1765
A2705	A2503	U2572	A2503	G2372	C2312	U2249	G2168	U2099	U2028	G1968	C1905	U1766	U1766
C2706	U2504	C2573	U2504	G2373	C2313	G2250	G2169	U2099	G2029	A1969	G1906	G1828	G1770
C2707	G2505	C2574	A2499	G2374	C2314	G2251	A2170	U2099	A2030	A1970	G1907	C1830	G1771
C2708	U2506	G2575	C2440	G2375	A2315	G2252	A2171	C2107	A2031	A1971	G1908	G1831	G1772
C2709	C2507	C2576	C2441	G2376	C2316	G2253	U2172	C2108	G2032	A1972	U2098	G1832	G1773
C2710	G2508	G2577	C2442	A2377	C2317	G2254	A2173	U2109	A2033	G1973	U2098	U1833	G1774
A2711	G2509	A2577	C2443	A2378	G2318	G2255	C2174	G2110	U2034	C1974	A1913	U1834	G1775
U2712	G2510	G2578	G2444	G2379	G2319	G2256	C2175	C2111	G2035	G1975	G1914	G1835	U1776
U2713	U2511	C2579	G2445	G2380	A2320	G2257	A2176	G2112	U2036	U1976	U1915	G1836	G1777
U2714	G2512	U2580	G2446	G2381	G2321	G2258	C2177	U2113	G2037	A1977	A1916	C1837	U1778
G2715	G2513	G2581	G2447	G2382	A2322	G2259	C2177	A2114	U2047	U1978	U1917	U1837	U1779
C2716	U2514	G2582	A2448	G2383	G2323	G2260	G2181	U2115	A2042	C1979	A1918	C1838	U1778
C2717	C2515	G2583	U2449	G2384	C2324	G2261	G2182	G2116	C2043	G1980	A1919	U1839	U1779
U2718	U2516	U2584	U2450	G2385	G2325	U2262	C2185	A2117	C2044	A1981	C1920	G1842	A1780
U2719	C2517	C2585	A2451	G2386	C2326	G2263	C2185	U2118	C2045	C1982	U1923	G1843	C1781
G2720	A2518	C2586	C2452	G2387	A2327	G2264	C2185	A2119	G2046	C1983	U1924	C1844	C1782
C2721	U2519	A2587	G2453	A2388	G2328	G2265	G2190	U2123	U2048	G1984	C1924	G1845	A1783
C2722	C2520	G2588	G2454	A2389	A2329	A2266	G2191	G2129	G2049	G1985	C1925	G1846	A1784
C2723	C2521	A2589	C2455	U2390	G2330	G2267	G2192	U2130	G2050	A1986	U1926	U1847	A1785
G2724	G2525	A2590	U2457	G2391	G2331	A2268	G2193	G2124	A2051	G1987	A1927	A1847	A1786
C2725	U2526	U2591	G2458	A2392	U2332	G2269	G2193	G2125	A1948	C1988	A1928	A1848	A1787
U2726	C2528	C2592	A2459	G2393	A2333	G2270	A2198	A2126	G2052	G1989	G1929	G1849	C1788
C2727	U2529	U2593	U2460	G2394	G2334	G2271	A2199	G2127	G2053	C1990	G1930	G1850	A1789
U2728	G2530	C2594	C2461	G2395	A2335	U2272	C2205	C2128	A2054	U1991	U1931	U1851	C1790
C2729	A2531	G2595	C2462	G2396	A2336	A2273	C2209	C2129	G2055	G1992	A1932	C1852	A1791
U2730	U2532	U2596	C2463	G2400	G2337	A2274	G2210	U2130	G2056	U1993	G1933	A1853	G1792
C2731	A2533	C2597	G2464	U2401	G2338	G2275	G2211	G2132	A2057	C1994	G1934	G1858	C1793
A2732	C2538	G2599	G2465	C2402	G2340	G2276	A2212	U2132	A2058	U1995	A1936	A1859	U1794
A2733	U2539	C2600	C2466	G2403	C2341	G2277	A2213	G2133	A2060	C1996	A1937	G1860	C1795
C2734	C2540	A2600	G2467	G2404	C2342	U2280	G2215	A2134	G2061	G1997	U1938	G1861	U1796
C2735	U2541	C2601	G2468	G2405	G2343	C2281	G2216	A2135	A2062	C1999	U1939	G1862	C1797
G2736	A2542	A2602	A2469	U2406	U2344	G2282	G2217	C2137	G2063	G2000	U1940	G1863	U1798
C2737	U2543	G2603	G2470	G2407	G2345	C2283	G2218	C2138	C2064	A2001	C1942	U1870	G1799
C2738	G2544	C2604	C2471	U2408	A2346	G2284	G2219	C2139	G2065	G2002	U1943	A1871	G1800
A2739	U2545	G2605	G2472	G2409	G2347	C2285	G2224	U2144	C2066	G2003	U1944	A1872	G1801
C2740	U2546	C2606	A2473	U2410	U2348	A2287	G2225	G2145	G2067	G2004	U1945	G1873	A1802
C2741	G2549	G2607	G2481	G2415	G2349	A2288	G2227	C2146	U2068	A2005	U1946	C1874	A1803
C2742	U2550	C2608	G2482	C2416	C2350	U2291	G2228	G2147	G2069	C2006	U1947	U1805	C1804
C2743	C2551	U2610	G2483	C2417	A2351	G2292	G2229	G2148	G2070	C2007	C1948	C1806	U1806
U2744	U2552	G2611	A2484	G2418	G2352	C2293	G2230	G2149	G2071	G2008	G1949	G1883	G1807
C2745	A2553	U2612	G2485	U2419	C2354	C2294	G2231	U2150	G2072	G2009	G1950	A1884	U1808
C2746	G2554	U2613	G2486	C2420	G2355	C2295	G2232	G2151	G2073	G2010	U1951	A1885	A1809
C2747	U2555	U2614	G2487	G2421	C2356	U2296	U2233	G2152	U2074	U2011	U1952	C1886	A1810
C2748	C2556	C2615	A2488	A2422	U2357	C2297	G2234	G2153	U2075	G2012	A1953	G1887	G1811
C2749	U2557	G2616	G2489	U2423	G2358	A2298	G2235	G2154	U2076	A2013	G1954	A1888	A1812
C2750	C2558	C2617	G2490	C2424	C2359	G2299	G2236	A2155	A2077	A2014	G1955	A1889	G1813
C2751	U2559	U2618	U2491	A2425	A2360	G2300	G2237	G2156	G2078	G2015	U1956	A1890	G1814
C2752	G2560	C2619	U2492	A2426	A2361	C2301	G2238	G2157	G2080	U2016	C1957	A1891	A1815
C2753	A2561	U2620	U2493	G2427	G2362	C2302	G2239	G2158	C2081	U2017	C1958	C1892	G1816
C2754	U2562	G2621	G2494	C2428	C2363	G2303	G2240	G2159	A2082	A2019	G1959	C1893	G1817
C2755	C2563	C2622	G2495	G2429	G2364	G2304	A2241	G2160	G2083	A2020	A1960	G1897	A1819



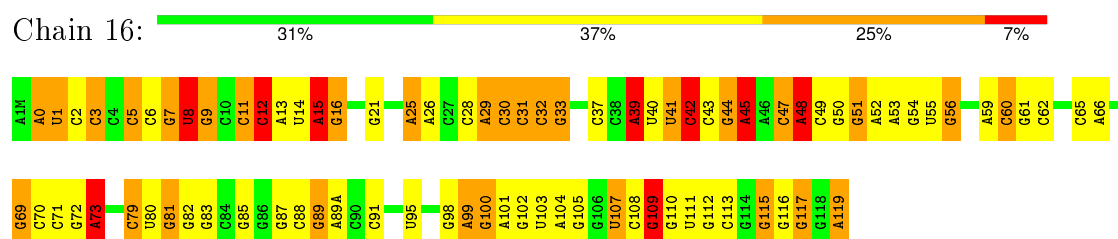
● Molecule 26: 23S ribosomal RNA



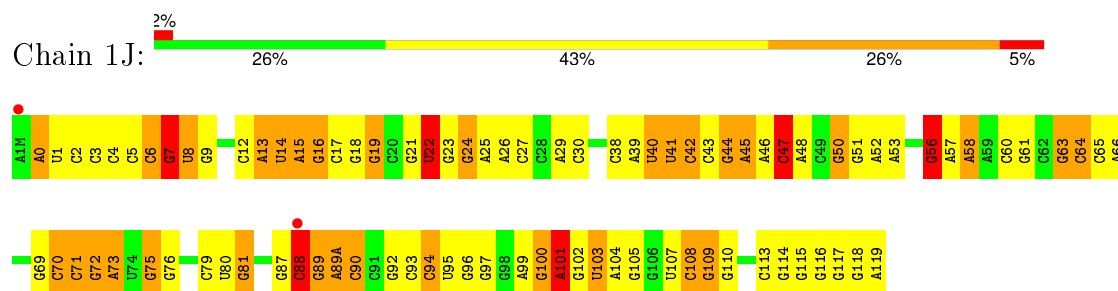
U1716	G1643	C1577	A1510	G1442	C1376	U1313	G1248	G1169	A1098	U1035	G974	A911	C846	A783
G1717	C1644	U1578	A1511	G1443	G1377	C1314	U1249	G1170	A1103	G1036	C974A	C912	U847	A784
G1718	G1645	G1581	G1512	G1444	A1378	C1315	G1250	G1171	G1109	G1037	G975	U913	G848	G785
G1725	G1646	G1582	C1515	G1445	A1379	C1316	C1251	G1172	G1110	C1038	G976	C914	A849	G786
G1726	G1647	G1583	U1516	G1446A	G1380	A1317	G1252	U1173	U1105	G1039	G977	G915	C850	U787
U1727	C1648	C1584	U1517	G1445	G1381	G1318	G1253	U1174	G1110	G1040	G978	G916	U851	G788
G1728	G1649	C1585	G1518	G1449	G1382	C1319	A1254	G1175	G1111	C1041	G979	A917	G852	A789
A1729	A1651	A1586	C1519	G1449A	C1383	C1320	U1255	G1176	G1112	G1042	A980	A918	G853	C790
U1730	A1652	A1587	G1519	G1449A	A1384	A1321	U1256	A1177	G1113	C1043	A981	G919	G854	C791
G1731	G1653	C1588	U1520	C1450	G1385	A1322	C1257	C1178	U1113	G1044	G982	G920	G855	G792
G1732	A1654	C1589	G1521	C1451	G1386	U1323	C1258	G1181	G1114	A1045	A983	G921	C856	A793
C1734	A1655	G1593	U1522	A1453	C1387	G1324	G1259	C1181	G1115	G1046	A984	U922	C857	G794
C1742	C1656	G1593	G1523	U1454	G1388	G1325	G1260	G1184	G1116	G1047	C985	C923	U858	G795
G1743	C1657	G1594	G1524	G1455	G1389	U1326	C1261	C1185	G1117	A1048	C986	C924	G859	C796
C1750	C1658	G1595	G1525	G1455	U1390	C1327	G1266	G1186	C1121	C1049	G987	C925	G860	C797
C1751	U1659	A1596	G1526	C1458	U1391	G1328	U1267	G1187	G1122	A1050	A988	A926	U860	G798
G1752	A1661	A1597	A1528	G1459	A1392	U1329	A1268	U1188	G1051	G1052	G989	G928	A861	G799
C1753	C1662	C1598	G1530	A1460	A1393	C1330	A1269	A1189	G1052	C1053	A990	G929	A862	A800
G1753	A1663	C1599	C1531	G1461	U1394	A1331	C1270	G1190	G1125	C1053	C991	U930	G864	G801
C1754	C1664	C1600	C1532	C1462	A1395	G1332	C1271	G1191	G1128	A1054	G992	G931	C865	A802
A1755	A1665	G1601	C1533	C1463	U1396	C1333	G1272	G1192	A1129	G1055	G993	G932	A866	C867
G1756	C1666	U1602	C1534	C1464	C1397	G1334	A1273	A1194	U1130	G1057	C994	A933	U868	G934
C1757	C1605	U1605	G1535	G1467	C1399	A1335	G1274	G1195	G1131	U1058	A996	G997	G869	G808
G1758	G1606	G1606	A1536	G1470	G1400	G1337	A1275	C1196	A1132	G1059	G997	G998	A870	G809
A1759	C1607	C1607	C1537	G1471	C1401	G1338	A1276	G1201	U1133	U1060	C998	G938	G873	U810
G1760	A1608	A1598	G1538	A1471	C1402	U1339	G1277	C1202	C1135	U1061	U999	G939	G874	G812
C1761	C1609	C1599	C1540	A1472	C1403	U1340	A1278	G1209	G1136	G1062	A1000	G940	G875	C911
G1762	G1610	A1611	G1542	C1473	C1404	U1341	G1279	G1203	G1137	G1063	A1001	A941	G876	U813
G1763	C1611	G1543	G1544	C1474	A1342	G1343	G1280	A1204	U1138	C1064	G1002	G942	A878	C814
G1764	G1612	A1544	C1545	G1475	C1405	U1344	G1281	U1205	G1139	U1065	G1003	U943	G879	C815
C1769	G1613	C1544	C1546	C1476	C1408	G1345	U1282	C1208	C1140	U1066	G1004	G944	G880	C816
G1770	A1614	A1545	A1546	A1477	C1409	C1346	G1283	G1209	U1141	A1067	C1005	A945	G881	G817
C1771	C1615	C1547	C1548	G1478	A1412	G1347	A1284	G1210	U1142	G1068	C1006	G946	G882	G818
G1772	G1616	G1549	C1549	A1482	G1413	G1348	A1286	G1211	A142A	A1069	A1009	G947	G883	A819
A1773	A1618	C1549	C1549	G1483	G1414	A1349	A1287	G1212	A1143	A1070	A1010	G949	C884	A820
C1774	G1619	G1554	G1554	G1484	U1415	A1349	A1287	A1213	G1144	G1071	G1011	G950	C885	A821
U1775	G1620	G1555	G1556	G1485	G1416	G1350	U1288	C1216	C1145	C1072	G1012	G951	C886	U822
G1776	G1621	C1557	C1557	G1486	C1417	C1351	U1291	G1216	C1146	A1073	C1013	G952	A887	G823
U1777	G1622	G1558	G1558	G1487	G1418	G1355	U1292	A1220	A1148	U1077	U1014	A953	C888	A824
U1778	G1623	G1559	C1559	G1488	A1419	U1357	G1293	G1225	G1149	U1078	G1015	G954	C889	U827
A1779	G1624	G1560	G1560	A1490	U1420	U1357	U1294	G1224	G1150	C1079	G1016	C955	G892	U828
C1781	G1626	G1561	G1561	G1491	G1421	G1358	C1295	C1226	G1151	U1082	G1017	G956	C893	A829
G1782	G1627	G1562	G1562	G1492	G1422	A1359	G1296	G1225	C1152	U1083	C1018	A957	C894	G830
A1783	U1629	A1562	G1563	C1493	G1423	G1360	C1297	A1227	G1153	U1084	U1019	U958	U895	G831
A1784	C1694	G1563	G1564	A1494	G1425	C1363	C1298	G1227	G1154	A1084	A1020	A959	A896	G832
A1785	A1631	C1564	A1495	G1495	G1426	G1364	C1299	G1230	A1155	A1085	A1021	A960	C897	U833
A1786	G1632	C1565	A1496	A1496	A1427	A1365	A1301	G1087	G1157	A1086	G1022	G961	C898	C834
A1787	G1633	A1566	A1566	C1496	C1428	A1366	A1302	C1233	C1158	G1088	U1023	G962	A899	A835
C1788	A1634	A1567	G1567	C1499	G1429	A1367	G1304	U1234	U1159	G1089	G1025	U963	A900	G836
A1789	G1635	G1568	G1568	G1500	C1430	G1368	C1304	U1234	G1160	U1090	U1026	G966	A901	C837
G1790	C1636	A1569	A1569	A1700	U1431	G1369	C1305	G1238	C1161	U1091	A1027	C967	C902	C838
A1791	A1701	A1637	G1570	G1504	C1432	C1370	C1306	G1239	G1162	G1092	A1028	G968	C903	U839
G1792	C1638	A1571	C1571	C1505	U1433	A1371	A1307	U1240	G1093	G1093	A1029	U969	C904	C940
G1793	U1639	A1572	A1572	C1506	A1434	U1372	A1308	A1241	U1165	U1094	G1030	U905	U905	A841
C1794	A1641	C1573	G1573	A1507	G1435	A1373	G1309	A1241	C1166	A1095	U1033	G906	U907	G842
G1795	G1642	C1574	C1574	A1508	G1436	G1374	G1310	G1244	U1167	A1096	G972	C944	G843	C944
U1796				C1509	C1437	C1375			G1168	U1097	A973			G845

G2731	G2732	G2733	G2734	G2735	G2668	G2599	G2535	A2469	G2407	C2342	G2280	G2210	A2135	U2068	A2005	C1941	G1860	C1797
G2736	G2737	G2738	G2739	G2740	A2670	A2600	G2536	G2470	U2408	C2343	C2281	G2211	C2136	G2069	C2006	C1942	G1861	U1798
G2741	G2742	G2743	G2744	G2745	A2671	C2601	G2537	C2471	G2409	C2344	C2282	G2212	C2137	G2070	C2007	C1943	G1862	U1799
G2746	G2747	G2748	G2749	G2750	A2672	A2602	G2538	G2472	G2410	G2345	C2283	U2213	A2071	A2072	C2008	U1944	G1863	G1800
G2751	G2752	G2753	G2754	G2755	G2673	G2603	G2539	U2473	G2411	A2346	C2284	G2214	C2140	G2071	G2009	G1945	G1801	G1801
G2756	G2757	G2758	G2759	G2760	A2674	U2604	G2540	C2474	A2412	C2347	C2285	G2215	G2141	C2073	G2010	U1946	A1802	A1802
G2761	G2762	G2763	G2764	G2765	A2675	U2605	A2541	G2475	G2413	C2350	A2286	G2216	G2142	C2074	G2011	U1947	A1803	A1803
G2766	G2767	G2768	G2769	G2770	A2676	C2606	G2542	A2476	G2414	G2351	A2287	G2217	C2143	U2075	G2012	C1948	G1878	G1804
G2771	G2772	G2773	G2774	G2775	A2677	G2607	G2543	A2477	G2415	G2352	A2288	G2218	U2144	G2076	G2013	C1949	G1879	U1905
G2776	G2777	G2778	G2779	G2780	A2678	G2608	G2544	A2478	G2416	A2353	G2289	C2226	U2145	G2077	A2014	G1950	G1806	G1806
G2781	G2782	G2783	G2784	G2785	A2679	G2609	G2545	A2479	G2417	G2353	G2290	A2227	C2146	A2078	A2015	U1951	G1807	G1807
G2786	G2787	G2788	G2789	G2790	A2680	G2610	U2546	G2481	G2418	G2354	U2291	G2228	G2147	G2080	U2016	A1852	A1855	U1808
G2791	G2792	G2793	G2794	G2795	A2681	U2611	C2551	G2482	U2419	G2355	C2292	G2229	G2148	A1953	U2017	C1886	A1856	U1809
G2796	G2797	G2798	G2799	G2800	A2682	G2612	G2552	G2483	G2420	C2356	C2293	G2230	U2149	A2082	G2018	G1954	G1883	G1810
G2801	G2802	G2803	G2804	G2805	A2683	U2613	G2553	G2484	G2421	U2357	C2294	G2231	U2150	G2083	A2019	U1955	G1885	G1811
G2806	G2807	G2808	G2809	G2810	A2684	G2614	G2554	G2485	A2422	G2358	C2295	U2232	G2151	A2084	U2020	U1956	A1812	A1812
G2811	G2812	G2813	G2814	G2815	A2685	U2615	U2554	G2486	U2423	G2359	U2296	U2233	G2152	A1889	A1890	A1891	A1813	A1813
G2816	G2817	G2818	G2819	G2820	A2686	C2616	U2555	G2487	C2424	A2360	C2297	G2234	G2153	G2087	G2023	C1958	G1814	G1814
G2821	G2822	G2823	G2824	G2825	A2687	C2617	G2556	G2488	A2425	A2361	A2298	G2235	G2154	U2092	G2024	C1959	A1815	A1815
G2826	G2827	G2828	G2829	G2830	A2688	C2618	U2557	G2489	A2426	G2362	G2299	G2236	G2155	U2093	G2025	C1960	G1816	G1816
G2831	G2832	G2833	G2834	G2835	A2689	C2619	G2558	G2490	G2427	C2363	G2237	G2237	G2156	G2093	G2026	C1961	G1817	G1817
G2836	G2837	G2838	G2839	G2840	A2690	C2620	U2559	G2491	G2428	C2364	G2302	G2238	G2157	G2094	G2027	C1962	C1894	U1818
G2841	G2842	G2843	G2844	G2845	A2691	C2621	G2560	G2492	G2429	C2365	G2303	G2239	A2158	G2095	U2028	U1963	A1819	A1819
G2846	G2847	G2848	G2849	G2850	A2692	A2621	G2561	G2493	G2430	G2366	G2304	C2240	G2159	G2096	G2029	G1864	G1897	U1820
G2851	G2852	G2853	G2854	G2855	A2693	U2621	U2562	G2494	U2431	G2367	A2305	G2241	G2160	U2096	A2030	C1965	A1897	A1821
G2856	G2857	G2858	G2859	G2860	A2694	C2622	G2563	G2495	U2432	G2367	C2306	U2244	C2161	U2099	G2031	A1966	U1898	G1822
G2861	G2862	G2863	G2864	G2865	A2695	U2623	U2564	G2496	A2433	G2371	G2307	U2245	C2162	G2100	G2032	C1967	G1900	G1823
G2866	G2867	G2868	G2869	G2870	A2696	G2624	G2565	G2497	A2434	G2372	G2308	G2246	C2163	G2101	G2033	G1968	A1901	G1824
G2871	G2872	G2873	G2874	G2875	A2697	C2625	G2566	G2498	A2435	G2373	A2309	U2247	G2164	U2102	U2034	A1969	A1925	A1925
G2876	G2877	G2878	G2879	G2880	A2698	A2629	U2567	U2500	G2436	C2374	A2310	C2248	G2165	C2103	G2035	C1902	G1903	G1826
G2881	G2882	G2883	G2884	G2885	A2699	C2630	G2568	G2499	U2437	G2375	A2311	G2249	G2166	G2104	G2036	A1970	G1904	G1827
G2886	G2887	G2888	G2889	G2890	A2700	G2631	G2569	U2501	U2438	A2376	C2312	G2250	G2167	C2105	G2037	C1905	G1927	G1928
G2891	G2892	G2893	G2894	G2895	A2701	C2632	U2570	U2502	U2439	A2377	C2313	G2251	A2169	G2106	G2038	G1906	A1829	A1829
G2896	G2897	G2898	G2899	G2900	A2702	C2633	G2571	U2503	U2440	A2378	C2314	G2252	C2171	G2107	G2039	C1974	C1830	C1830
G2901	G2902	G2903	G2904	G2905	A2703	U2636	G2572	U2504	C2441	G2379	G2315	G2253	A2171	C2108	U2041	G1831	G1831	G1831
G2906	G2907	G2908	G2909	G2910	A2704	C2635	G2573	U2505	C2442	C2380	C2316	C2254	U2172	A1913	A2042	A1977	G1832	G1832
G2911	G2912	G2913	G2914	G2915	A2705	G2637	G2574	G2507	C2443	C2381	C2317	G2255	C2173	A1914	A2043	A1978	U1833	U1833
G2916	G2917	G2918	G2919	G2920	A2706	C2638	G2575	G2508	C2444	C2382	G2318	G2256	C2174	A1915	A2044	C1979	G1834	G1834
G2921	G2922	G2923	G2924	G2925	A2707	A2640	G2576	G2509	G2445	G2383	G2319	G2257	C2175	G1980	G2045	A1916	U1917	U1917
G2926	G2927	G2928	G2929	G2930	A2708	C2639	G2577	G2510	G2446	G2384	A2320	G2258	A2114	G1981	U2046	G1836	C1836	C1836
G2931	G2932	G2933	G2934	G2935	A2709	U2641	G2578	U2511	G2447	G2385	G2321	G2259	G2115	C1937	U2047	C1837	C1837	C1837
G2936	G2937	G2938	G2939	G2940	A2710	C2642	G2579	U2512	G2448	C2386	C2316	C2260	G2116	G1984	G2048	G1838	G1838	G1838
G2941	G2942	G2943	G2944	G2945	A2711	U2642	G2580	G2520	A2449	C2387	C2317	C2261	G2117	A1985	G2049	U1923	G1839	G1839
G2946	G2947	G2948	G2949	G2950	A2712	C2643	G2581	G2521	U2450	C2388	C2318	U2262	C2184	G1986	G2050	C1922	G1840	G1840
G2951	G2952	G2953	G2954	G2955	A2713	U2644	G2582	G2522	A2451	C2389	G2319	C2263	C2185	G1987	G2051	C1925	U1941	U1941
G2956	G2957	G2958	G2959	G2960	A2714	C2644	G2583	G2523	G2452	U2390	A2327	G2264	G2187	C1988	G2052	U1926	G1942	G1942
G2961	G2962	G2963	G2964	G2965	A2715	U2645	G2584	G2524	C2453	G2391	A2328	G2265	C2188	G1989	A2054	A1927	C1943	C1943
G2966	G2967	G2968	G2969	G2970	A2716	C2645	G2585	G2525	G2447	A2392	G2329	A2267	U2189	C1990	G2055	A1928	G1843	G1843
G2971	G2972	G2973	G2974	G2975	A2717	U2646	G2586	G2526	A2448	C2389	C2330	A2268	G2190	G1990	G2056	G1929	A1847	A1847
G2976	G2977	G2978	G2979	G2980	A2718	C2646	G2587	G2527	U2457	A2393	G2331	A2269	C2191	U1993	A2057	C1993	G1848	G1848
G2981	G2982	G2983	G2984	G2985	A2719	U2647	G2588	G2528	G2458	C2394	U2332	G2270	G2192	U1994	G2058	U1931	G1949	G1949
G2986	G2987	G2988	G2989	G2990	A2720	C2647	G2589	G2529	A2459	G2395	U2333	G2271	G2193	U1995	A2059	A1932	G1950	G1950
G2991	G2992	G2993	G2994	G2995	A2721	U2648	G2590	G2530	U2460	A2396	G2334	U2272	G2194	C1996	G2060	G1933	G1933	G1933
G2996	G2997	G2998	G2999	G3000	A2722	C2648	G2591	G2531	G2461	G2396	A2335	G2273	U2195	G1997	G2061	G1934	U1851	U1851
G3001	G3002	G3003	G3004	G3005	A2723	U2649	G2592	G2532	U2462	G2400	A2336	A2274	C2196	C1998	G2062	G1935	G1854	A1854
G3006	G3007	G3008	G3009	G3010	A2724	C2649	G2593	G2533	C2463	U2401	A2337	C2275	C2197	G1999	C2063	G1936	G1855	G1855
G3011	G3012	G3013	G3014	G3015	A2725	U2650	G2594	G2534	G2464	C2402	G2337	C2276	C2207	G2000	G2064	G1937	G1856	G1856
G3016	G3017	G3018	G3019	G3020	A2726	C2650	G2595	G2535	C2465	C2403	G2338	G2277	G2208	G2001	C2065	A1938	G1857	G1857
G3021	G3022	G3023	G3024	G3025	A2727	U2651	G2596	G2536	G2466	C2404	G2339	G2278	U2209	G2002	C2066	G1858	G1858	G1858
G3026	G3027	G3028	G3029	G3030	A2728	C2651	G2597	G2537	C2467	U2405	G2340	A2279	C2210	G2003	C2067	U1939	G1859	G1859
G3031	G3032	G3033	G3034	G3035	A2729	U2652	G2598	G2538	U2468	G2406	A2341	G2280	C2211	G2004	C2068	U1940	G1860	G1860
G3036	G3037	G3038	G3039	G3040	A2730	C2652	G2599	G2539	G2469	G2407	A2342	G2281	C2212	G2005	C2069	G1941	G1861	G1861
G3041	G3042	G3043	G3044	G3045	A2731	U2653	G2600	G2540	G2470	G2408	A2343	A2282	C2213	G2006	G2070	G1942	G1862	G1862
G3046	G3047	G3048	G3049	G3050	A2732	C2653	G2601	G2541	U2471	C2409	A2344	G2283	C2214	G2007	G2071	G1943	G1863	G1863
G3051	G3052	G3053	G3054	G3055	A2733	U2654	G2602	G2542	G2471	G2410	A2345	G2284	C2215	G2008	G2072	G1944	G1864	G1864
G3056	G3057	G3058	G3059	G3060	A2734	C2654	G2603	G2543	U2472	C2411	A2346	G2285	C2216	G2009	U1945	G1945	G1865	G1865
G3061	G3062	G3063	G3064	G3065	A2735	U2655	G2604	G2544	G2472	G2412	A2347	A2286	C2217	G2010	U1946	G1946	G1866	G1866
G3066	G3067	G3068	G3069	G3070	A2736	C2655	G2605	G2545	G2473	G2413	A2348	G2287	C2218	G2011	C1947	G1878	G1867	G1867
G3071	G3072	G3073	G3074	G3075	A2737	U2656	G2606	G2546	G2474	G2414	A2349	G2288	C2219	G2012	C1948	G1879	G1868	G1868
G3076	G3077	G3078	G3079	G3080	A2738	C2656	G2607	G2547	G2475	G2415	A2350	G2289	C2220	G2013	G1949	G1880	G1869	G1869

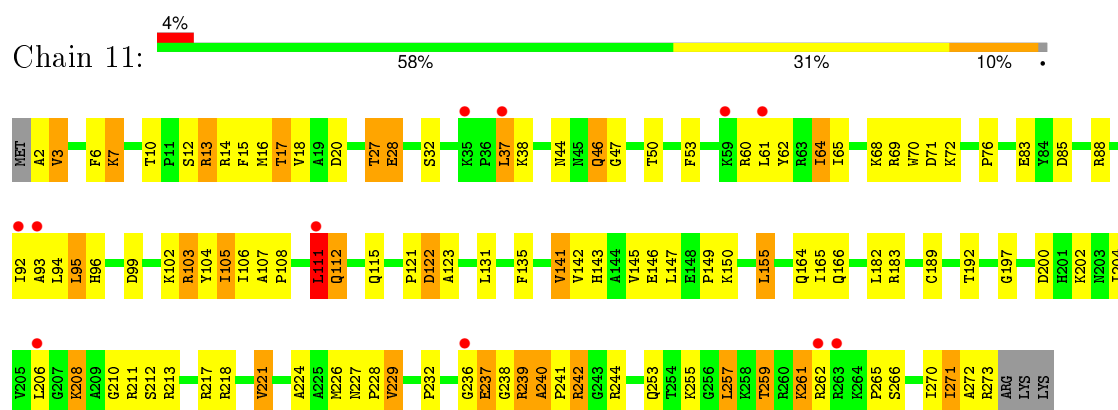
- Molecule 27: 5S ribosomal RNA



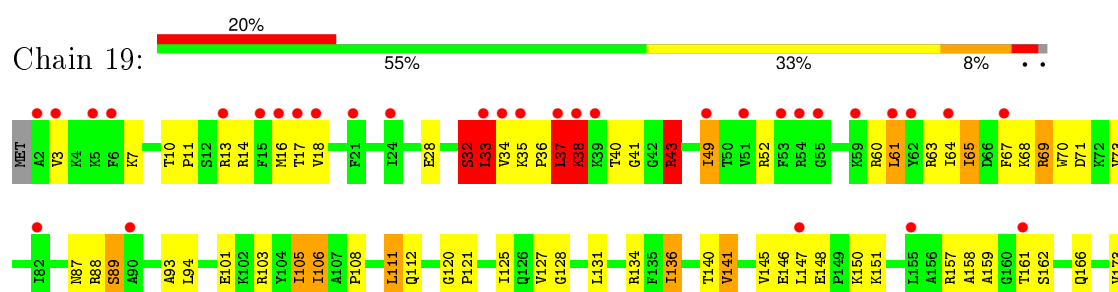
- Molecule 27: 5S ribosomal RNA

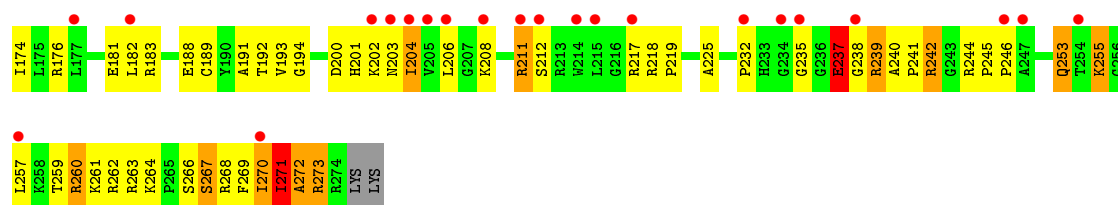


- Molecule 28: 50S ribosomal protein L2

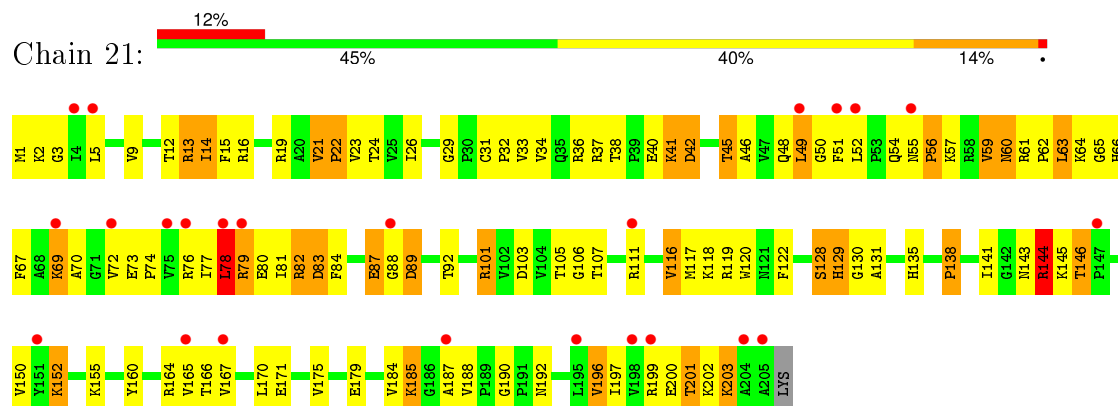


- Molecule 28: 50S ribosomal protein L2

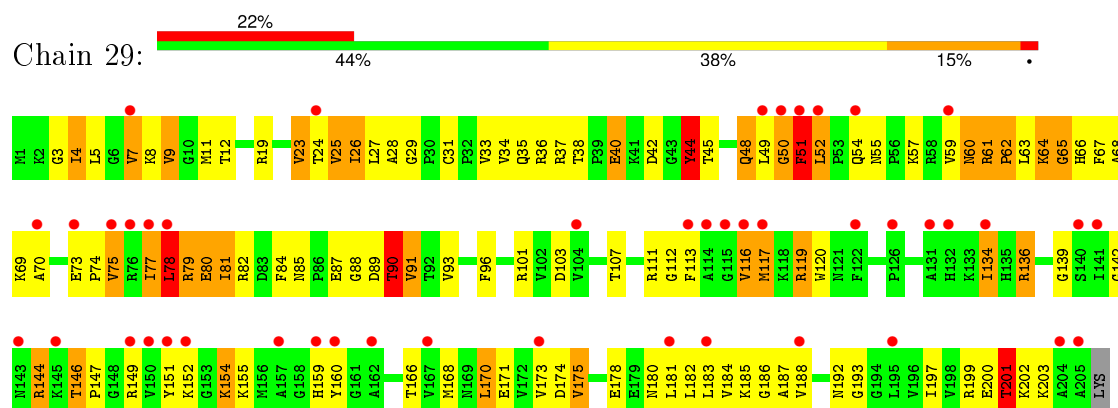




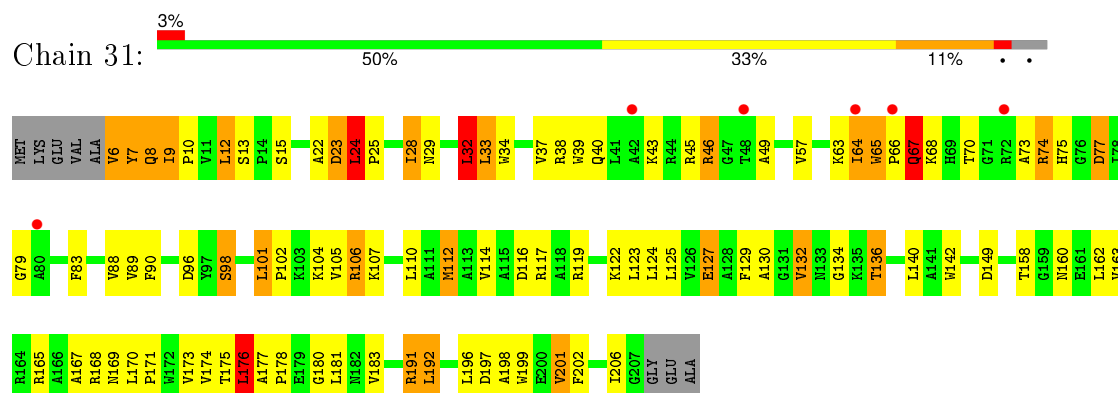
• Molecule 29: 50S ribosomal protein L3



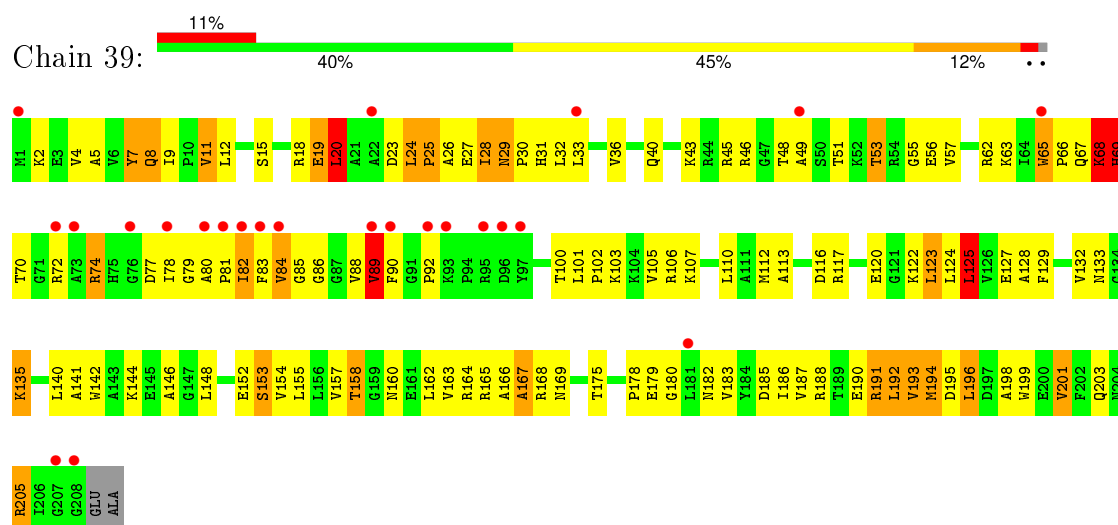
• Molecule 30: 50S ribosomal protein L4



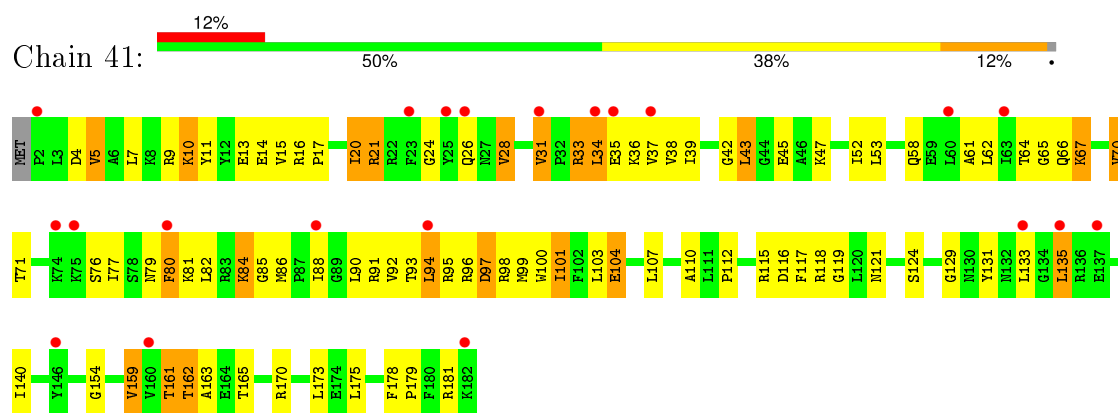
• Molecule 30: 50S ribosomal protein L4



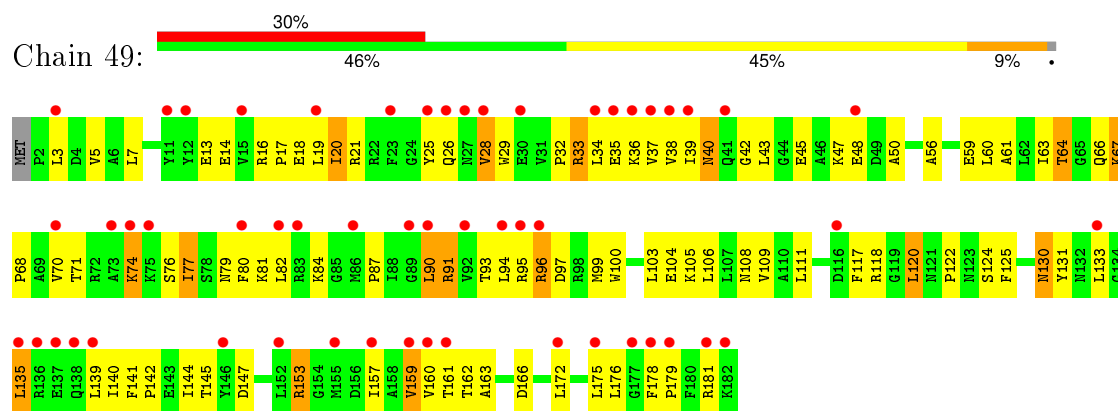
• Molecule 30: 50S ribosomal protein L4



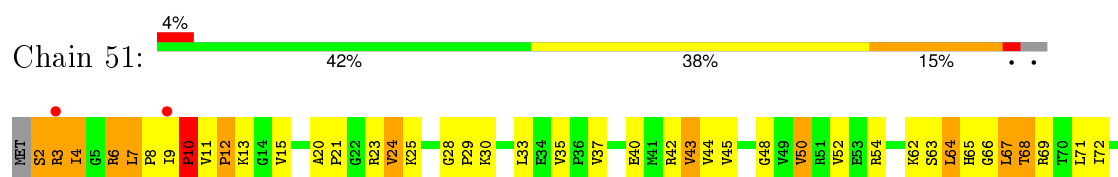
- Molecule 31: 50S ribosomal protein L5

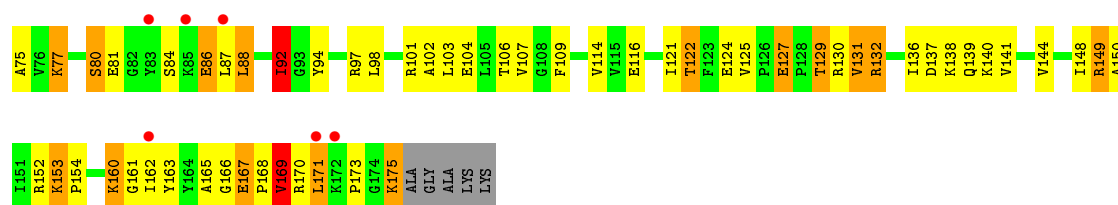


- Molecule 31: 50S ribosomal protein L5

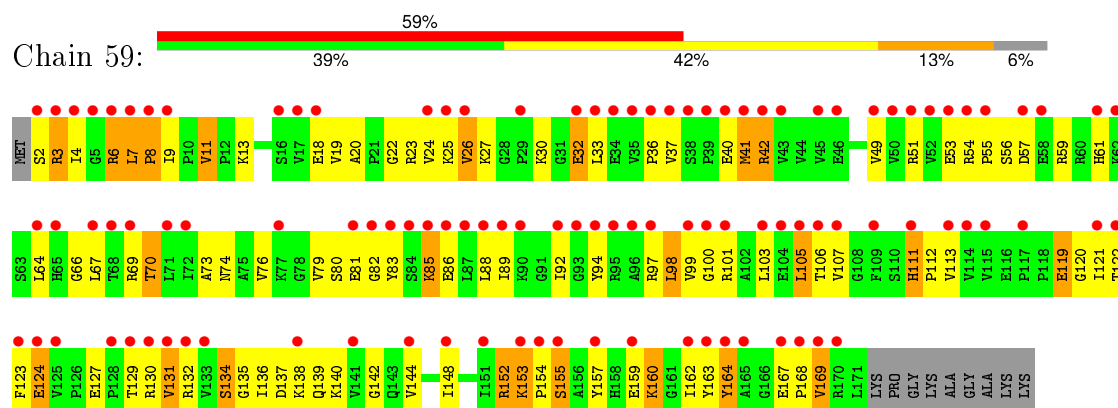


- Molecule 32: 50S ribosomal protein L6

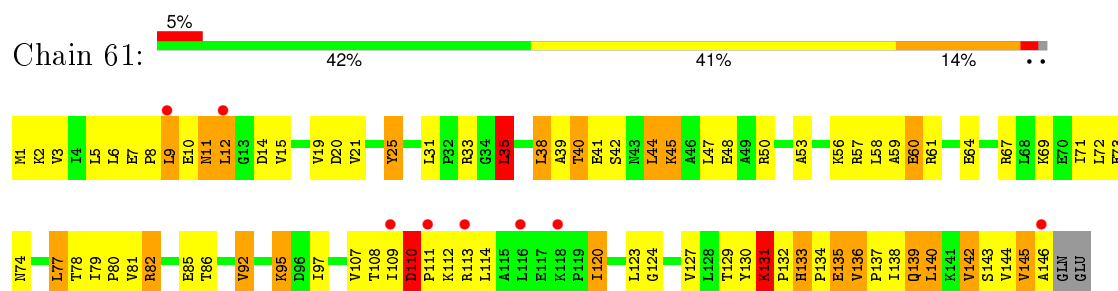




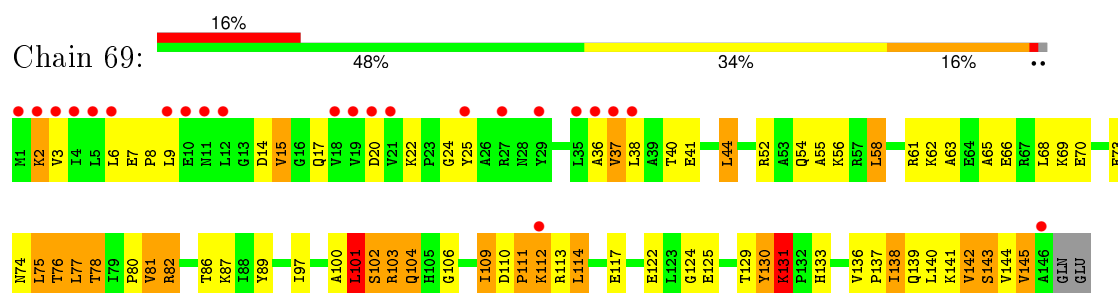
• Molecule 32: 50S ribosomal protein L6



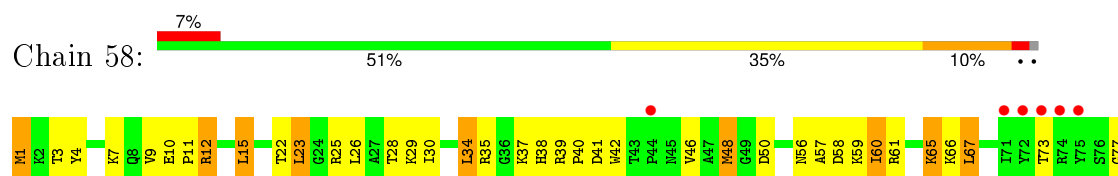
• Molecule 33: 50S ribosomal protein L9

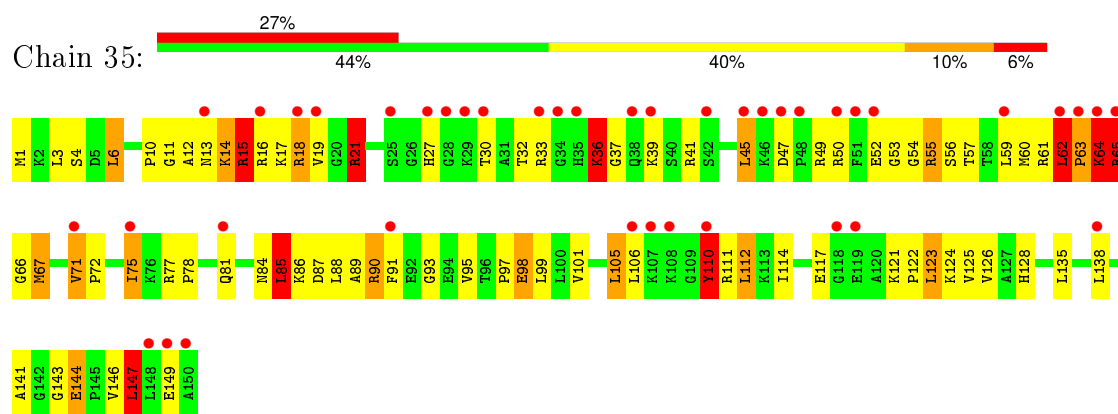


• Molecule 33: 50S ribosomal protein L9

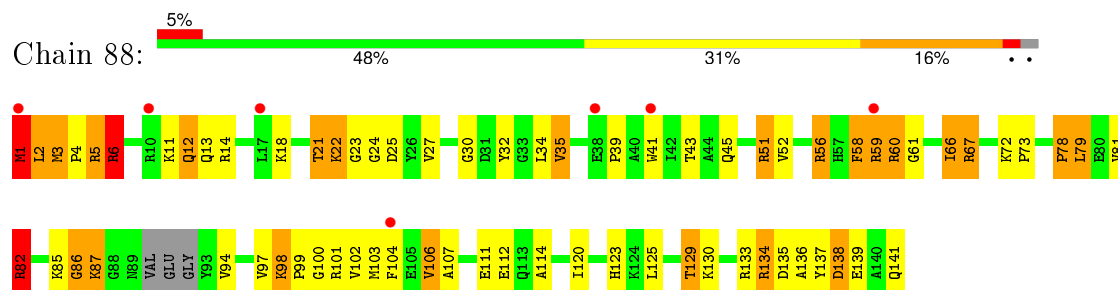


• Molecule 34: 50S ribosomal protein L13

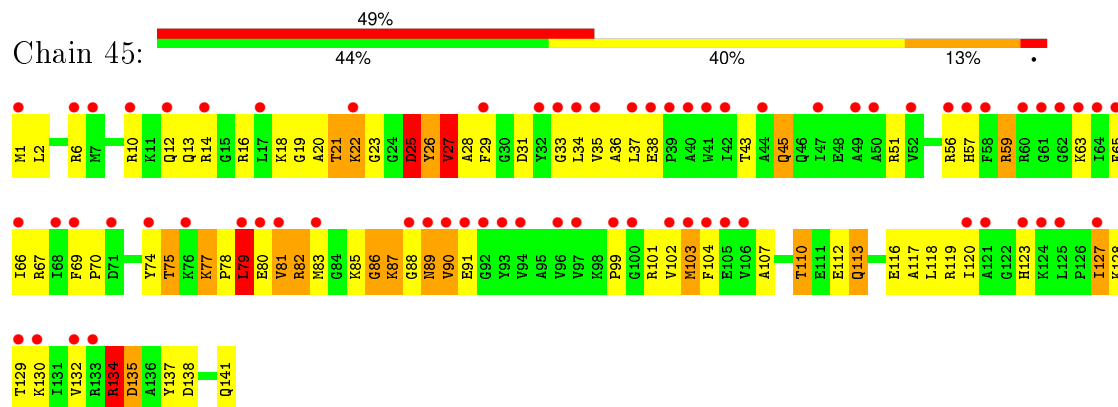




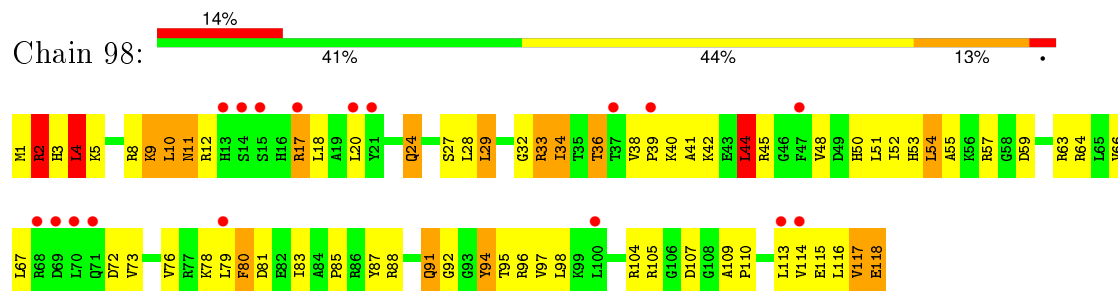
• Molecule 37: 50S ribosomal protein L16



• Molecule 37: 50S ribosomal protein L16

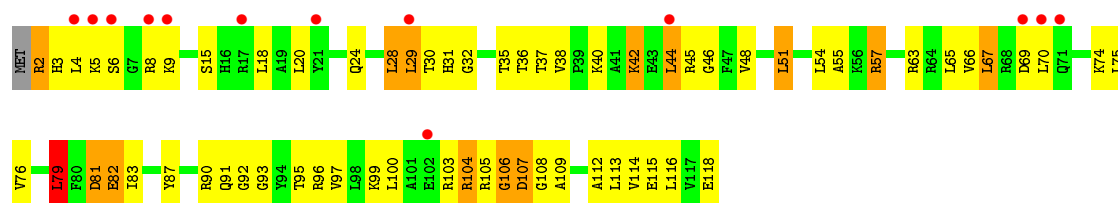


• Molecule 38: 50S ribosomal protein L17

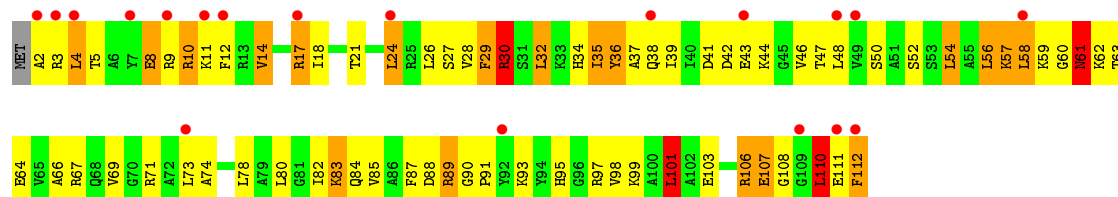


• Molecule 38: 50S ribosomal protein L17

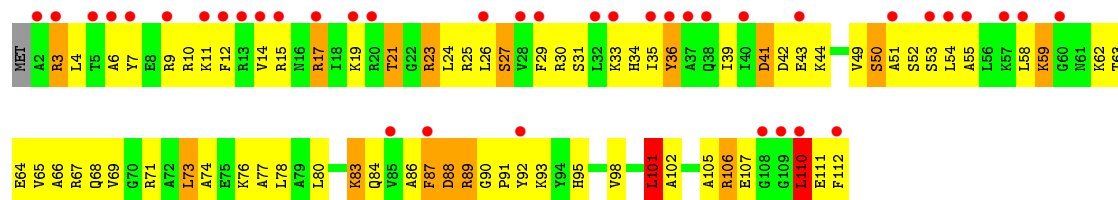




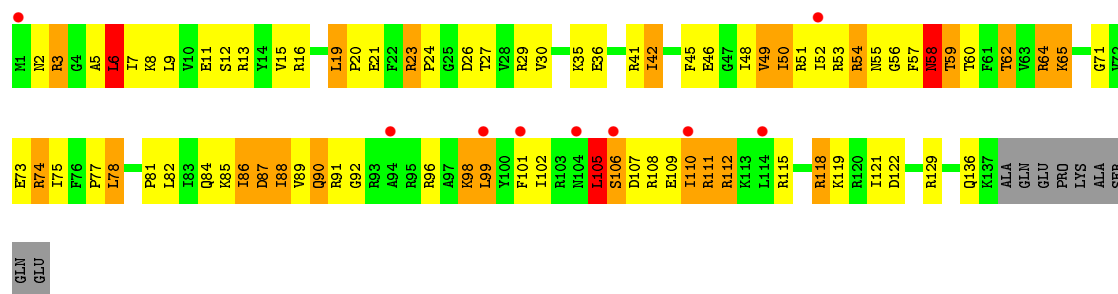
• Molecule 39: 50S ribosomal protein L18



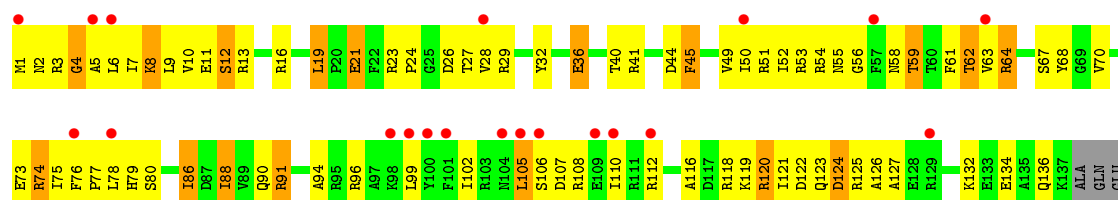
• Molecule 39: 50S ribosomal protein L18



• Molecule 40: 50S ribosomal protein L19

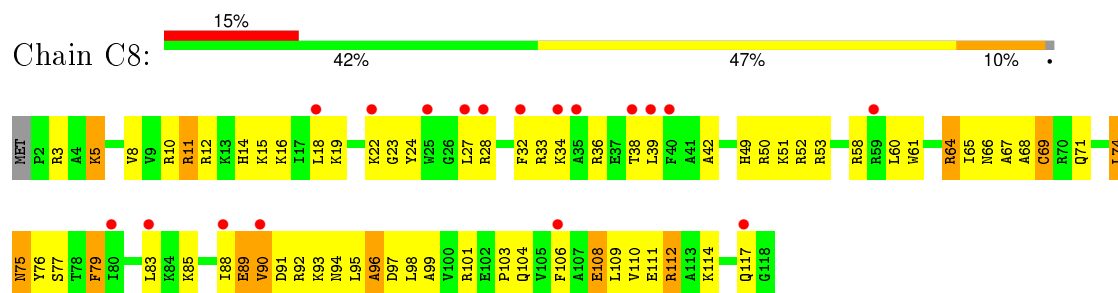


• Molecule 40: 50S ribosomal protein L19

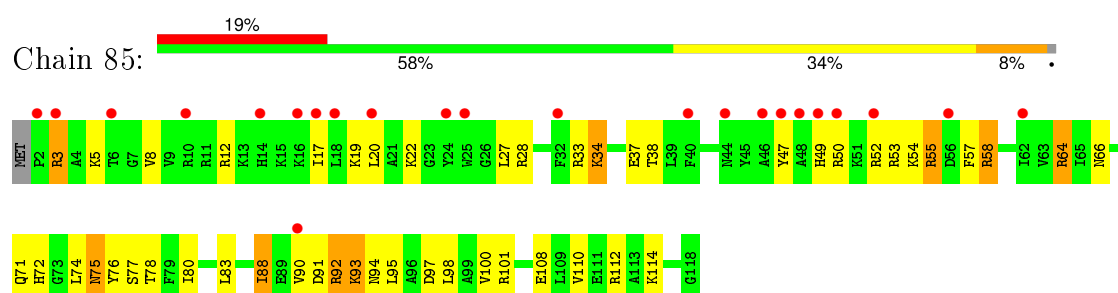


PRO
LYS
ALA
SER
GLN
GLU

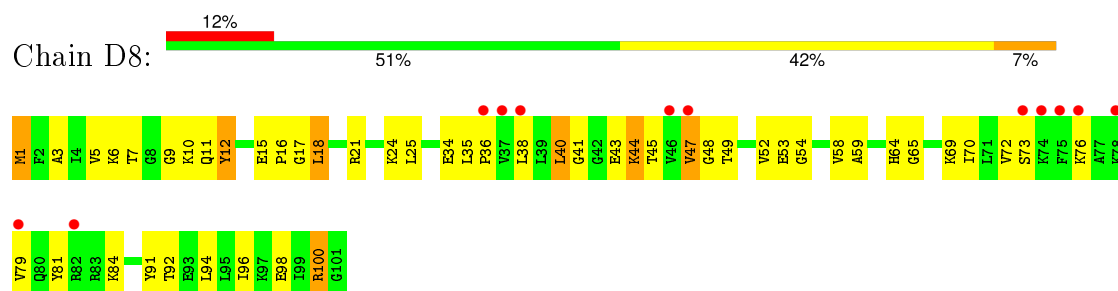
- Molecule 41: 50S ribosomal protein L20



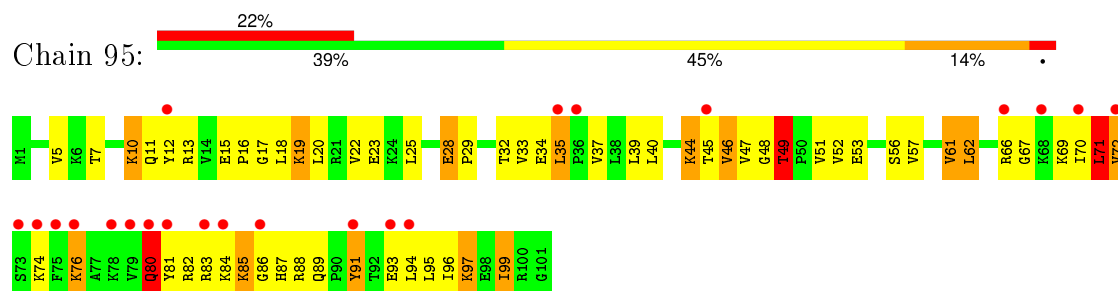
- Molecule 41: 50S ribosomal protein L20



- Molecule 42: 50S ribosomal protein L21

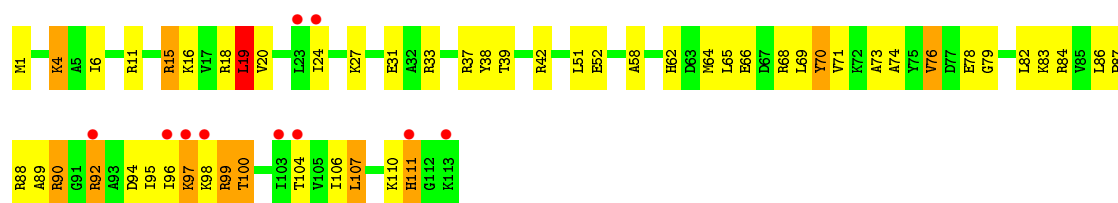


- Molecule 42: 50S ribosomal protein L21

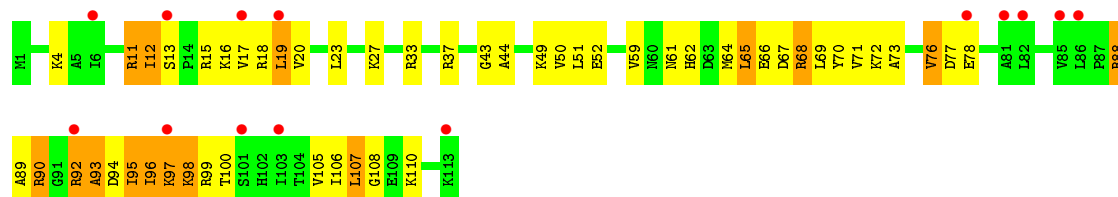


- Molecule 43: 50S ribosomal protein L22

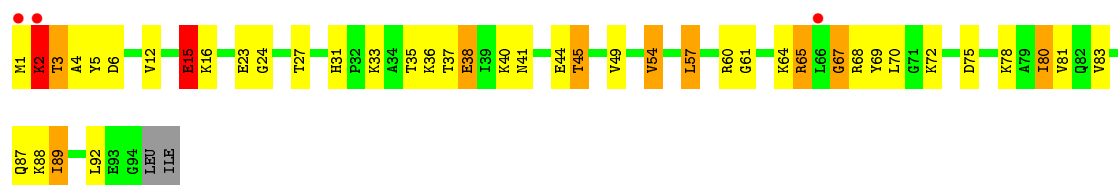




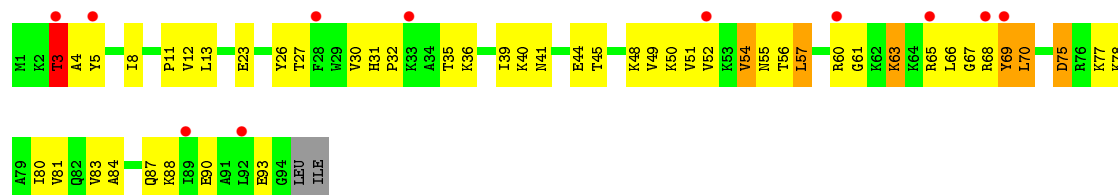
• Molecule 43: 50S ribosomal protein L22



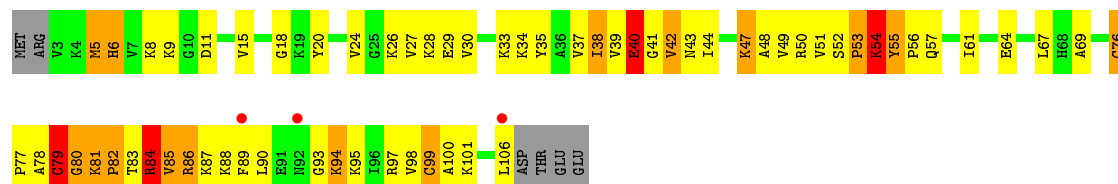
• Molecule 44: 50S ribosomal protein L23



• Molecule 44: 50S ribosomal protein L23



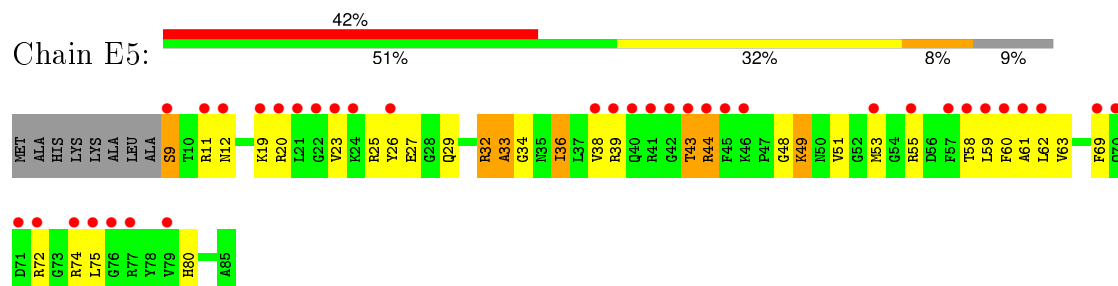
• Molecule 45: 50S ribosomal protein L24



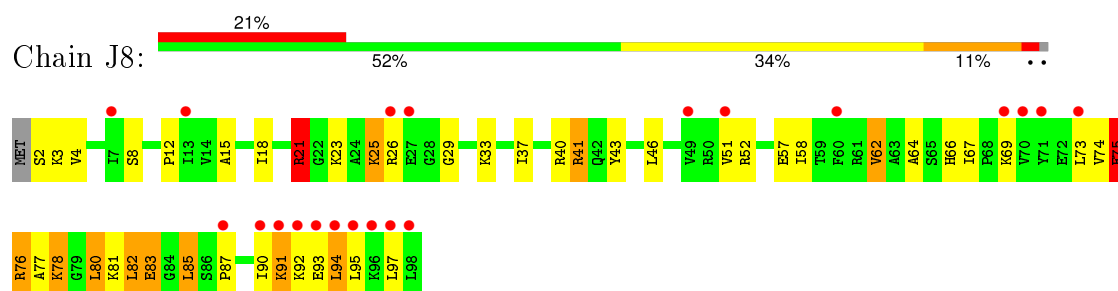
• Molecule 45: 50S ribosomal protein L24



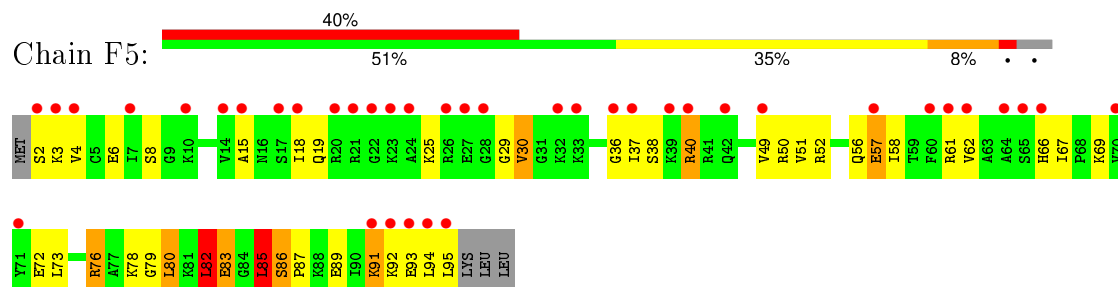
- Molecule 47: 50S ribosomal protein L27



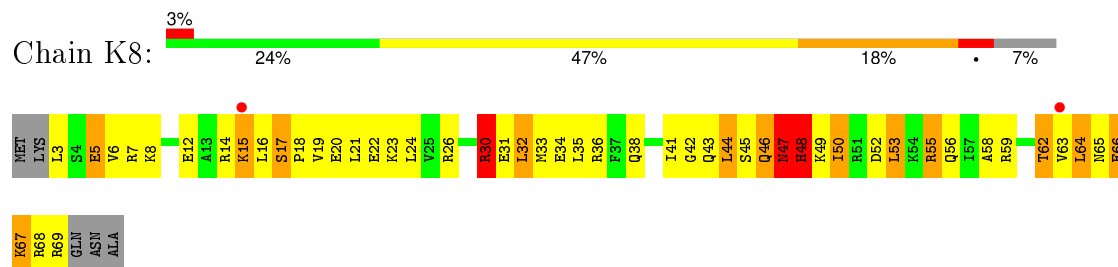
- Molecule 48: 50S ribosomal protein L28



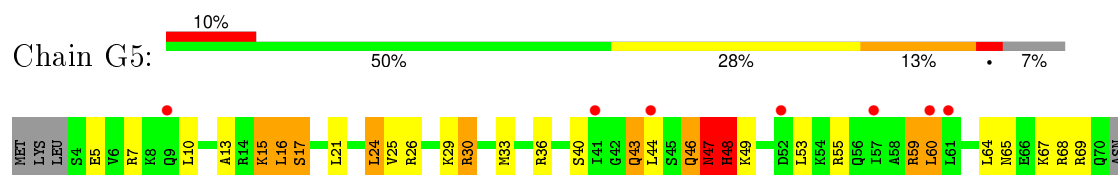
- Molecule 48: 50S ribosomal protein L28



- Molecule 49: 50S ribosomal protein L29

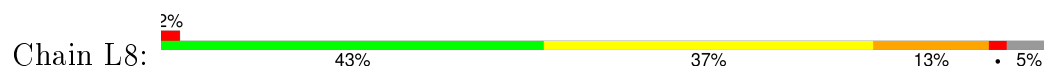


- Molecule 49: 50S ribosomal protein L29

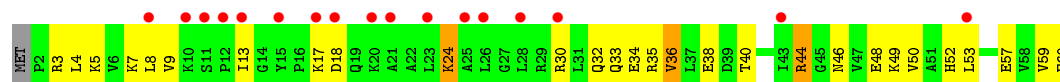


ALA

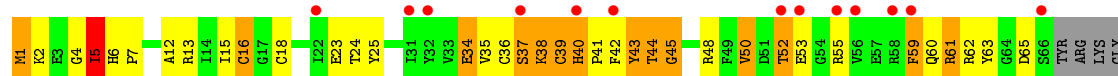
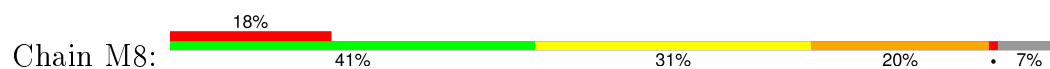
- Molecule 50: 50S ribosomal protein L30



- Molecule 50: 50S ribosomal protein L30



- Molecule 51: 50S ribosomal protein L31



ARG

- Molecule 51: 50S ribosomal protein L31

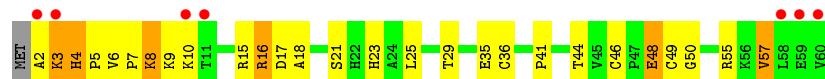


ARG

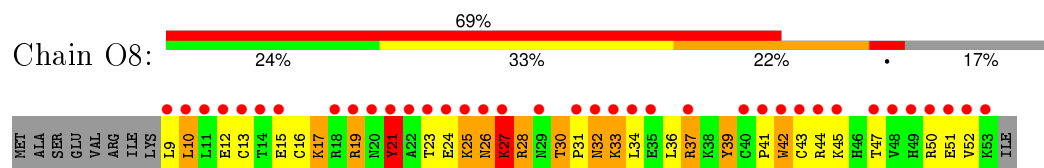
- Molecule 52: 50S ribosomal protein L32



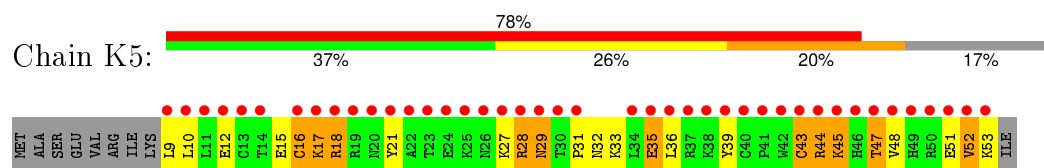
- Molecule 52: 50S ribosomal protein L32



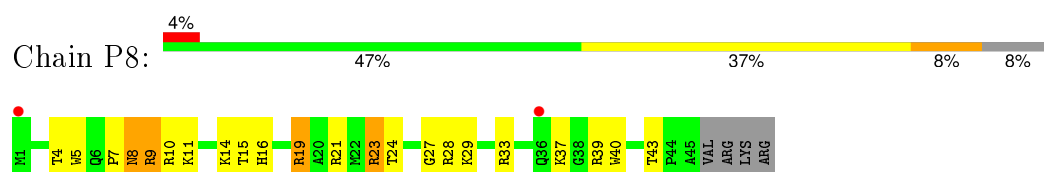
- Molecule 53: 50S ribosomal protein L33



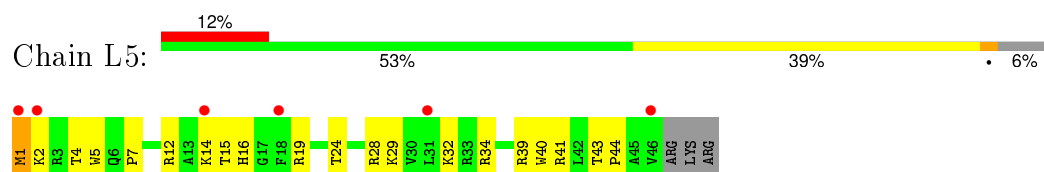
- Molecule 53: 50S ribosomal protein L33



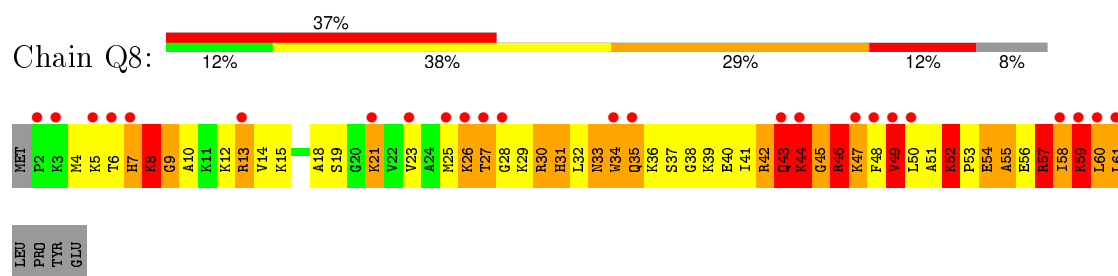
- Molecule 54: 50S ribosomal protein L34



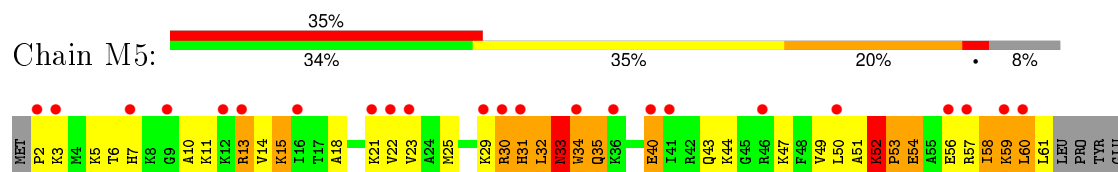
- Molecule 54: 50S ribosomal protein L34



- Molecule 55: 50S ribosomal protein L35

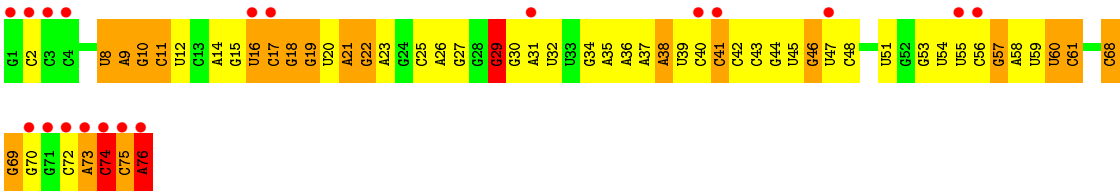


- Molecule 55: 50S ribosomal protein L35

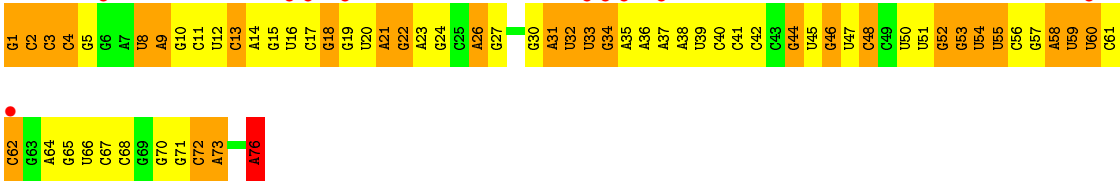
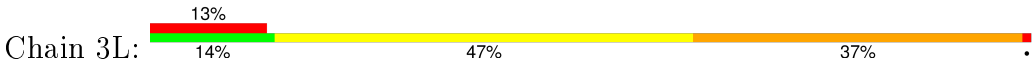


- Molecule 56: tRNA-Phe





• Molecule 57: tRNA-Phe



4 Data and refinement statistics

Property	Value	Source
Space group	P 21 21 21	Depositor
Cell constants a, b, c, α , β , γ	209.40 Å 449.20 Å 621.20 Å 90.00° 90.00° 90.00°	Depositor
Resolution (Å)	255.47 – 2.95 255.48 – 2.95	Depositor EDS
% Data completeness (in resolution range)	99.9 (255.47-2.95) 94.1 (255.48-2.95)	Depositor EDS
R_{merge}	0.30	Depositor
R_{sym}	(Not available)	Depositor
$\langle I/\sigma(I) \rangle$ ¹	1.68 (at 2.96 Å)	Xtriage
Refinement program	PHENIX	Depositor
R, R_{free}	0.193 , 0.235 0.196 , 0.237	Depositor DCC
R_{free} test set	1999 reflections (0.18%)	DCC
Wilson B-factor (Å ²)	77.2	Xtriage
Anisotropy	0.272	Xtriage
Bulk solvent k_{sol} (e/Å ³), B_{sol} (Å ²)	0.28 , 77.4	EDS
Estimated twinning fraction	No twinning to report.	Xtriage
L-test for twinning ²	$\langle L \rangle = 0.44$, $\langle L^2 \rangle = 0.27$	Xtriage
Outliers	0 of 1213341 reflections	Xtriage
F_o, F_c correlation	0.91	EDS
Total number of atoms	300252	wwPDB-VP
Average B, all atoms (Å ²)	104.0	wwPDB-VP

Xtriage's analysis on translational NCS is as follows: *The largest off-origin peak in the Patterson function is 1.46% of the height of the origin peak. No significant pseudotranslation is detected.*

¹Intensities estimated from amplitudes.

²Theoretical values of $\langle |L| \rangle$, $\langle L^2 \rangle$ for acentric reflections are 0.5, 0.375 respectively for untwinned datasets, and 0.333, 0.2 for perfectly twinned datasets.

5 Model quality ⓘ

5.1 Standard geometry ⓘ

Bond lengths and bond angles in the following residue types are not validated in this section: 5MU, OMC, PAR, MIA, MG, ZN, 4SU, 7MG, PSU

The Z score for a bond length (or angle) is the number of standard deviations the observed value is removed from the expected value. A bond length (or angle) with $|Z| > 5$ is considered an outlier worth inspection. RMSZ is the root-mean-square of all Z scores of the bond lengths (or angles).

Mol	Chain	Bond lengths		Bond angles	
		RMSZ	# $ Z > 5$	RMSZ	# $ Z > 5$
1	13	0.93	27/36052 (0.1%)	1.65	832/56266 (1.5%)
1	1G	0.76	3/36049 (0.0%)	1.45	463/56262 (0.8%)
2	12	0.40	0/1959	0.65	2/2642 (0.1%)
2	1E	0.46	0/1959	0.72	1/2642 (0.0%)
3	22	0.42	0/1636	0.65	1/2205 (0.0%)
3	2E	0.60	0/1629	0.76	0/2195
4	32	0.56	0/1732	0.76	0/2318
4	3E	0.75	2/1732 (0.1%)	0.83	1/2318 (0.0%)
5	42	0.50	0/1171	0.74	1/1576 (0.1%)
5	4E	0.65	0/1171	0.80	0/1576
6	52	0.61	0/855	0.77	1/1154 (0.1%)
6	5E	0.63	0/855	0.78	0/1154
7	62	0.49	0/1261	0.62	0/1689
7	6E	0.55	0/1275	0.68	0/1709
8	72	0.45	0/1135	0.64	0/1527
8	7E	0.62	0/1135	0.83	0/1527
9	82	0.47	0/1002	0.70	0/1346
9	8E	0.54	0/1028	0.75	1/1379 (0.1%)
10	1A	0.41	0/814	0.65	0/1095
10	1I	0.58	0/814	0.73	0/1095
11	2A	0.53	0/879	0.74	1/1187 (0.1%)
11	2I	0.61	0/879	0.80	1/1187 (0.1%)
12	3A	0.62	0/991	0.84	2/1327 (0.2%)
12	3I	0.82	0/991	1.02	3/1327 (0.2%)
13	4A	0.39	0/943	0.63	0/1265
13	4I	0.59	0/948	0.79	1/1272 (0.1%)
14	5A	0.42	0/484	0.69	0/643
14	5I	0.81	1/500 (0.2%)	0.83	0/664
15	6A	0.55	0/744	0.67	1/992 (0.1%)
15	6I	0.62	0/744	0.82	0/992
16	7A	0.59	0/721	0.73	0/970
16	7I	0.58	0/721	0.79	0/970

Mol	Chain	Bond lengths		Bond angles	
		RMSZ	# Z >5	RMSZ	# Z >5
17	8A	0.60	1/847 (0.1%)	0.70	0/1131
17	8I	0.62	0/847	0.80	0/1131
18	9A	0.57	0/595	0.73	0/790
18	9I	0.61	0/595	0.87	1/790 (0.1%)
19	AA	0.40	0/638	0.64	0/860
19	AI	0.61	0/661	0.87	1/890 (0.1%)
20	BA	0.53	0/764	0.81	0/1007
20	BI	0.48	0/764	0.74	0/1007
21	1B	0.52	0/221	0.64	0/288
21	1F	0.57	0/221	0.81	0/288
22	1K	0.62	3/1673 (0.2%)	1.31	20/2606 (0.8%)
23	2K	1.06	5/1721 (0.3%)	1.71	46/2682 (1.7%)
23	2L	0.81	1/1721 (0.1%)	1.49	33/2682 (1.2%)
24	3K	0.64	1/1712 (0.1%)	1.32	18/2663 (0.7%)
25	4K	1.10	0/313	1.39	1/485 (0.2%)
25	4L	1.01	1/262 (0.4%)	1.64	6/403 (1.5%)
26	14	1.05	136/70167 (0.2%)	1.79	2340/109541 (2.1%)
26	1H	1.28	361/70233 (0.5%)	2.08	3902/109643 (3.6%)
27	16	1.03	6/2928 (0.2%)	1.88	107/4568 (2.3%)
27	1J	0.83	1/2928 (0.0%)	1.52	38/4568 (0.8%)
28	11	0.99	4/2165 (0.2%)	1.09	6/2919 (0.2%)
28	19	0.85	0/2170	1.02	5/2926 (0.2%)
29	21	0.79	0/1601	1.01	4/2160 (0.2%)
29	29	0.75	0/1601	1.02	6/2160 (0.3%)
30	31	0.90	1/1620 (0.1%)	1.05	6/2194 (0.3%)
30	39	0.71	1/1662 (0.1%)	0.96	3/2249 (0.1%)
31	41	0.65	0/1498	0.85	1/2016 (0.0%)
31	49	0.43	0/1498	0.68	0/2016
32	51	0.70	0/1362	0.92	2/1841 (0.1%)
32	59	0.43	0/1332	0.72	1/1802 (0.1%)
33	61	0.57	0/1151	0.83	3/1558 (0.2%)
33	69	0.54	0/1151	0.81	2/1558 (0.1%)
34	15	0.57	0/1131	0.77	0/1525
34	58	0.67	0/1131	0.89	2/1525 (0.1%)
35	25	0.71	0/942	0.88	2/1269 (0.2%)
35	68	0.79	0/942	0.88	1/1269 (0.1%)
36	35	0.76	0/1161	1.19	5/1544 (0.3%)
36	78	0.87	0/1161	1.12	3/1544 (0.2%)
37	45	0.74	1/1142 (0.1%)	0.99	2/1527 (0.1%)
37	88	0.97	3/1106 (0.3%)	1.20	5/1478 (0.3%)
38	55	0.78	0/973	1.02	2/1302 (0.2%)
38	98	0.70	0/981	0.99	1/1312 (0.1%)
39	65	0.61	0/891	0.94	2/1187 (0.2%)

Mol	Chain	Bond lengths		Bond angles	
		RMSZ	# Z >5	RMSZ	# Z >5
39	A8	0.76	0/891	1.01	3/1187 (0.3%)
40	75	0.67	0/1155	0.85	0/1542
40	B8	0.80	0/1155	0.96	2/1542 (0.1%)
41	85	0.66	0/981	0.82	0/1306
41	C8	0.84	1/981 (0.1%)	1.04	3/1306 (0.2%)
42	95	0.71	0/789	0.93	3/1057 (0.3%)
42	D8	0.75	0/789	0.94	1/1057 (0.1%)
43	A5	0.84	1/910 (0.1%)	0.91	0/1220
43	E8	0.78	0/910	0.97	2/1220 (0.2%)
44	B5	0.86	1/749 (0.1%)	0.88	0/1007
44	F8	1.00	1/756 (0.1%)	1.03	3/1014 (0.3%)
45	C5	0.74	0/807	0.97	2/1076 (0.2%)
45	G8	0.84	0/804	1.09	5/1073 (0.5%)
46	D5	0.47	0/1460	0.71	0/1982
46	H8	0.55	0/1427	0.86	3/1935 (0.2%)
47	E5	0.72	0/620	0.88	0/827
47	I8	0.88	0/634	0.97	1/847 (0.1%)
48	F5	0.77	0/744	1.03	2/989 (0.2%)
48	J8	0.87	0/769	0.98	3/1022 (0.3%)
49	G5	0.66	0/565	0.88	0/748
49	K8	1.00	2/565 (0.4%)	1.11	1/748 (0.1%)
50	H5	0.60	0/473	0.77	0/635
50	L8	0.72	0/457	0.99	2/613 (0.3%)
51	I5	0.47	0/492	0.80	0/663
51	M8	0.64	0/545	0.87	1/733 (0.1%)
52	J5	0.73	0/472	0.94	0/639
52	N8	0.74	0/467	0.98	1/632 (0.2%)
53	K5	0.74	0/396	0.98	1/529 (0.2%)
53	O8	0.82	1/396 (0.3%)	1.05	1/529 (0.2%)
54	L5	0.81	0/406	0.94	0/536
54	P8	1.07	0/399	1.26	5/526 (1.0%)
55	M5	1.07	2/483 (0.4%)	1.16	1/634 (0.2%)
55	Q8	1.43	2/486 (0.4%)	1.85	9/638 (1.4%)
56	1L	0.49	0/1717	1.05	5/2674 (0.2%)
57	3L	0.68	2/1698 (0.1%)	1.27	11/2646 (0.4%)
All	All	0.96	572/322340 (0.2%)	1.61	7960/482707 (1.6%)

Chiral center outliers are detected by calculating the chiral volume of a chiral center and verifying if the center is modelled as a planar moiety or with the opposite hand. A planarity outlier is detected by checking planarity of atoms in a peptide group, atoms in a mainchain group or atoms of a sidechain that are expected to be planar.

Mol	Chain	#Chirality outliers	#Planarity outliers
2	1E	0	2
4	32	0	2
9	82	0	1
10	1A	0	1
11	2A	0	1
12	3I	0	1
13	4I	0	2
14	5A	0	1
19	AI	0	2
20	BA	0	2
20	BI	0	1
28	11	0	2
28	19	0	5
29	21	0	4
29	29	0	5
30	31	0	3
30	39	0	7
31	41	0	2
31	49	0	1
32	59	0	1
33	61	0	4
33	69	0	3
36	35	0	3
36	78	0	3
37	45	0	6
37	88	0	4
38	55	0	2
38	98	0	2
39	65	0	1
40	75	0	2
40	B8	0	2
41	85	0	2
41	C8	0	1
42	95	0	2
42	D8	0	1
43	A5	0	2
44	B5	0	1
45	C5	0	1
45	G8	0	3
46	D5	0	1
46	H8	0	3
47	I8	0	2
48	F5	0	1

Continued on next page...

Continued from previous page...

Mol	Chain	#Chirality outliers	#Planarity outliers
48	J8	0	2
49	G5	0	4
49	K8	0	2
51	I5	0	1
51	M8	0	2
52	N8	0	1
53	K5	0	4
53	O8	0	2
55	M5	0	3
55	Q8	0	8
All	All	0	127

The worst 5 of 572 bond length outliers are listed below:

Mol	Chain	Res	Type	Atoms	Z	Observed(Å)	Ideal(Å)
26	1H	2430	A	N9-C4	-14.70	1.29	1.37
26	14	783	A	N9-C4	-13.46	1.29	1.37
26	1H	774	A	N9-C4	-13.24	1.29	1.37
26	1H	676	A	N9-C4	-13.22	1.29	1.37
26	1H	783	A	N3-C4	-13.21	1.26	1.34

The worst 5 of 7960 bond angle outliers are listed below:

Mol	Chain	Res	Type	Atoms	Z	Observed(°)	Ideal(°)
26	1H	783	A	C2-N3-C4	-29.75	95.72	110.60
26	1H	1899	G	N3-C4-N9	-29.71	108.17	126.00
26	1H	945	A	C6-C5-N7	-23.71	115.70	132.30
26	1H	676	A	C2-N3-C4	-23.41	98.89	110.60
26	1H	1899	G	N3-C4-C5	22.92	140.06	128.60

There are no chirality outliers.

5 of 127 planarity outliers are listed below:

Mol	Chain	Res	Type	Group
2	1E	15	VAL	Peptide
2	1E	237	ALA	Peptide
12	3I	87	GLY	Peptide
13	4I	105	THR	Peptide
13	4I	4	ILE	Peptide

5.2 Too-close contacts

In the following table, the Non-H and H(model) columns list the number of non-hydrogen atoms and hydrogen atoms in the chain respectively. The H(added) column lists the number of hydrogen atoms added and optimized by MolProbity. The Clashes column lists the number of clashes within the asymmetric unit, whereas Symm-Clashes lists symmetry related clashes.

Mol	Chain	Non-H	H(model)	H(added)	Clashes	Symm-Clashes
1	13	32207	0	16256	718	0
1	1G	32204	0	16255	829	0
2	12	1924	0	1975	99	0
2	1E	1924	0	1975	100	0
3	22	1612	0	1677	90	0
3	2E	1605	0	1668	52	0
4	32	1702	0	1763	86	0
4	3E	1702	0	1762	62	0
5	42	1155	0	1213	55	0
5	4E	1155	0	1213	53	0
6	52	842	0	857	31	0
6	5E	842	0	857	26	0
7	62	1243	0	1284	58	0
7	6E	1256	0	1296	42	0
8	72	1115	0	1177	41	0
8	7E	1115	0	1177	57	0
9	82	983	0	1006	61	0
9	8E	1009	0	1037	61	0
10	1A	801	0	849	45	0
10	1I	801	0	849	51	0
11	2A	864	0	881	32	0
11	2I	864	0	881	27	0
12	3A	975	0	1062	47	0
12	3I	975	0	1062	48	0
13	4A	933	0	992	64	0
13	4I	938	0	997	56	0
14	5A	475	0	511	29	0
14	5I	491	0	529	24	0
15	6A	733	0	771	33	0
15	6I	733	0	771	28	0
16	7A	705	0	725	29	0
16	7I	705	0	725	53	0
17	8A	834	0	904	22	0
17	8I	834	0	904	33	0
18	9A	590	0	662	18	0
18	9I	590	0	662	26	0
19	AA	624	0	636	44	0

Continued on next page...

Continued from previous page...

Mol	Chain	Non-H	H(model)	H(added)	Clashes	Symm-Clashes
19	AI	647	0	665	53	0
20	BA	762	0	861	30	0
20	BI	762	0	861	48	0
21	1B	217	0	234	20	0
21	1F	217	0	234	8	0
22	1K	1627	0	836	35	0
23	2K	1646	0	845	27	0
23	2L	1646	0	845	32	0
24	3K	1603	0	824	57	0
25	4K	279	0	142	4	0
25	4L	235	0	121	14	0
26	14	62647	0	31578	1347	0
26	1H	62707	0	31600	1532	1
27	16	2617	0	1328	54	0
27	1J	2617	0	1328	106	0
28	11	2115	0	2195	85	0
28	19	2120	0	2197	88	0
29	21	1568	0	1634	89	0
29	29	1568	0	1634	92	0
30	31	1585	0	1632	93	0
30	39	1627	0	1680	104	0
31	41	1473	0	1535	80	0
31	49	1473	0	1535	62	0
32	51	1336	0	1418	71	0
32	59	1307	0	1382	63	0
33	61	1136	0	1223	54	0
33	69	1136	0	1223	54	0
34	15	1104	0	1180	53	0
34	58	1104	0	1180	54	0
35	25	932	0	996	48	0
35	68	932	0	996	35	0
36	35	1144	0	1228	101	0
36	78	1144	0	1228	98	0
37	45	1121	0	1179	74	0
37	88	1086	0	1129	64	0
38	55	959	0	1021	45	0
38	98	967	0	1033	53	0
39	65	881	0	943	70	0
39	A8	881	0	943	59	0
40	75	1141	0	1202	63	0
40	B8	1141	0	1202	70	0
41	85	963	0	1022	44	0

Continued on next page...

Continued from previous page...

Mol	Chain	Non-H	H(model)	H(added)	Clashes	Symm-Clashes
41	C8	963	0	1022	85	0
42	95	778	0	852	70	0
42	D8	778	0	852	34	0
43	A5	899	0	964	31	0
43	E8	899	0	964	33	0
44	B5	735	0	785	31	0
44	F8	742	0	803	42	0
45	C5	794	0	883	57	0
45	G8	791	0	882	59	0
46	D5	1428	0	1454	70	0
46	H8	1397	0	1430	84	0
47	E5	612	0	633	30	0
47	I8	626	0	642	26	0
48	F5	737	0	813	32	0
48	J8	762	0	848	37	0
49	G5	563	0	612	21	1
49	K8	563	0	612	36	0
50	H5	468	0	518	13	0
50	L8	452	0	503	21	0
51	I5	481	0	479	46	0
51	M8	533	0	526	43	0
52	J5	458	0	480	32	0
52	N8	453	0	475	28	0
53	K5	389	0	404	21	0
53	O8	389	0	404	28	0
54	L5	398	0	441	17	0
54	P8	391	0	432	17	0
55	M5	477	0	540	45	0
55	Q8	480	0	549	95	0
56	1L	1627	0	836	40	0
57	3L	1624	0	827	68	0
58	11	4	0	0	0	0
58	13	148	0	0	0	0
58	14	407	0	0	0	0
58	16	13	0	0	0	0
58	1G	96	0	0	0	0
58	1H	520	0	0	0	0
58	1J	5	0	0	0	0
58	1K	2	0	0	0	0
58	21	2	0	0	0	0
58	25	1	0	0	0	0
58	29	4	0	0	0	0

Continued on next page...

Continued from previous page...

Mol	Chain	Non-H	H(model)	H(added)	Clashes	Symm-Clashes
58	2A	2	0	0	0	0
58	2I	1	0	0	0	0
58	2K	5	0	0	0	0
58	2L	3	0	0	0	0
58	3E	2	0	0	0	0
58	3K	1	0	0	0	0
58	3L	2	0	0	0	0
58	4I	2	0	0	0	0
58	49	1	0	0	0	0
58	4K	1	0	0	0	0
58	55	1	0	0	0	0
58	5E	1	0	0	0	0
58	5I	2	0	0	0	0
58	78	1	0	0	0	0
58	7A	1	0	0	0	0
58	88	2	0	0	0	0
58	98	2	0	0	0	0
58	C5	1	0	0	0	0
58	G8	1	0	0	0	0
58	I8	1	0	0	0	0
58	J5	1	0	0	0	0
58	L8	1	0	0	0	0
58	P8	1	0	0	0	0
59	13	42	0	45	1	0
59	1G	42	0	45	2	0
60	32	1	0	0	0	0
60	3E	1	0	0	0	0
60	5A	1	0	0	0	0
60	5I	1	0	0	0	0
60	C5	1	0	0	0	0
60	G8	1	0	0	0	0
61	11	13	0	0	3	0
61	13	197	0	0	29	0
61	14	598	0	0	153	0
61	16	21	0	0	4	0
61	19	13	0	0	3	0
61	1G	82	0	0	18	0
61	1H	999	0	0	280	0
61	1I	2	0	0	1	0
61	1K	5	0	0	0	0
61	21	4	0	0	0	0
61	2K	6	0	0	0	0

Continued on next page...

Continued from previous page...

Mol	Chain	Non-H	H(model)	H(added)	Clashes	Symm-Clashes
61	31	4	0	0	0	0
61	35	1	0	0	0	0
61	39	7	0	0	1	0
61	3E	3	0	0	0	0
61	3I	1	0	0	0	0
61	3K	1	0	0	0	0
61	3L	6	0	0	1	0
61	4K	2	0	0	0	0
61	58	2	0	0	0	0
61	5I	2	0	0	1	0
61	6I	1	0	0	0	0
61	78	5	0	0	1	0
61	7A	1	0	0	0	0
61	7I	1	0	0	0	0
61	85	1	0	0	0	0
61	8E	2	0	0	0	0
61	A5	1	0	0	0	0
61	B8	1	0	0	0	0
61	BA	1	0	0	0	0
61	C8	3	0	0	0	0
61	D8	1	0	0	0	0
61	G5	1	0	0	0	0
61	G8	4	0	0	1	0
61	I8	7	0	0	0	0
61	L5	1	0	0	0	0
61	L8	1	0	0	1	0
61	P8	1	0	0	0	0
61	Q8	2	0	0	0	0
All	All	300252	0	200448	8632	1

The all-atom clashscore is defined as the number of clashes found per 1000 atoms (including hydrogen atoms). The all-atom clashscore for this structure is 18.

The worst 5 of 8632 close contacts within the same asymmetric unit are listed below, sorted by their clash magnitude.

Atom-1	Atom-2	Interatomic distance (Å)	Clash overlap (Å)
26:14:2701:C:H3'	26:14:2702:U:H5''	1.27	1.15
26:1H:2592:G:OP1	61:1H:4524:HOH:O	1.68	1.10
40:B8:50:ILE:HD11	40:B8:102:ILE:HD11	1.32	1.10
26:1H:1614:A:OP1	61:1H:3947:HOH:O	1.70	1.09
26:1H:945:A:OP1	61:1H:4167:HOH:O	1.70	1.09

All (1) symmetry-related close contacts are listed below. The label for Atom-2 includes the symmetry operator and encoded unit-cell translations to be applied.

Atom-1	Atom-2	Interatomic distance (Å)	Clash overlap (Å)
26:1H:277:C:O2'	49:G5:49:LYS:NZ[2_564]	2.14	0.06

5.3 Torsion angles [i](#)

5.3.1 Protein backbone [i](#)

In the following table, the Percentiles column shows the percent Ramachandran outliers of the chain as a percentile score with respect to all X-ray entries followed by that with respect to entries of similar resolution.

The Analysed column shows the number of residues for which the backbone conformation was analysed, and the total number of residues.

Mol	Chain	Analysed	Favoured	Allowed	Outliers	Percentiles	
2	12	235/256 (92%)	192 (82%)	37 (16%)	6 (3%)	7	30
2	1E	235/256 (92%)	197 (84%)	37 (16%)	1 (0%)	39	78
3	22	204/239 (85%)	180 (88%)	23 (11%)	1 (0%)	34	74
3	2E	203/239 (85%)	184 (91%)	19 (9%)	0	100	100
4	32	206/209 (99%)	179 (87%)	25 (12%)	2 (1%)	19	58
4	3E	206/209 (99%)	192 (93%)	12 (6%)	2 (1%)	19	58
5	42	149/162 (92%)	140 (94%)	9 (6%)	0	100	100
5	4E	149/162 (92%)	140 (94%)	8 (5%)	1 (1%)	26	67
6	52	99/101 (98%)	96 (97%)	3 (3%)	0	100	100
6	5E	99/101 (98%)	92 (93%)	7 (7%)	0	100	100
7	62	148/156 (95%)	137 (93%)	11 (7%)	0	100	100
7	6E	153/156 (98%)	144 (94%)	9 (6%)	0	100	100
8	72	136/138 (99%)	122 (90%)	12 (9%)	2 (2%)	13	47
8	7E	136/138 (99%)	125 (92%)	10 (7%)	1 (1%)	26	67
9	82	122/128 (95%)	113 (93%)	8 (7%)	1 (1%)	24	64
9	8E	125/128 (98%)	105 (84%)	19 (15%)	1 (1%)	24	64
10	1A	97/105 (92%)	88 (91%)	9 (9%)	0	100	100
10	1I	97/105 (92%)	89 (92%)	8 (8%)	0	100	100
11	2A	114/129 (88%)	102 (90%)	8 (7%)	4 (4%)	4	22

Continued on next page...

Continued from previous page...

Mol	Chain	Analysed	Favoured	Allowed	Outliers	Percentiles	
11	2I	114/129 (88%)	99 (87%)	14 (12%)	1 (1%)	21	61
12	3A	123/132 (93%)	101 (82%)	18 (15%)	4 (3%)	5	23
12	3I	123/132 (93%)	103 (84%)	20 (16%)	0	100	100
13	4A	115/126 (91%)	96 (84%)	18 (16%)	1 (1%)	21	61
13	4I	116/126 (92%)	96 (83%)	19 (16%)	1 (1%)	21	61
14	5A	56/61 (92%)	46 (82%)	9 (16%)	1 (2%)	11	42
14	5I	58/61 (95%)	47 (81%)	9 (16%)	2 (3%)	5	22
15	6A	86/89 (97%)	79 (92%)	7 (8%)	0	100	100
15	6I	86/89 (97%)	79 (92%)	7 (8%)	0	100	100
16	7A	82/88 (93%)	75 (92%)	7 (8%)	0	100	100
16	7I	82/88 (93%)	75 (92%)	7 (8%)	0	100	100
17	8A	98/105 (93%)	91 (93%)	7 (7%)	0	100	100
17	8I	98/105 (93%)	94 (96%)	4 (4%)	0	100	100
18	9A	70/88 (80%)	65 (93%)	5 (7%)	0	100	100
18	9I	70/88 (80%)	63 (90%)	6 (9%)	1 (1%)	14	49
19	AA	76/93 (82%)	59 (78%)	15 (20%)	2 (3%)	7	30
19	AI	79/93 (85%)	65 (82%)	11 (14%)	3 (4%)	4	19
20	BA	97/106 (92%)	84 (87%)	12 (12%)	1 (1%)	19	58
20	BI	97/106 (92%)	86 (89%)	10 (10%)	1 (1%)	19	58
21	1B	23/27 (85%)	21 (91%)	2 (9%)	0	100	100
21	1F	23/27 (85%)	22 (96%)	1 (4%)	0	100	100
28	11	270/276 (98%)	253 (94%)	12 (4%)	5 (2%)	10	40
28	19	271/276 (98%)	248 (92%)	16 (6%)	7 (3%)	7	30
29	21	203/206 (98%)	164 (81%)	30 (15%)	9 (4%)	3	16
29	29	203/206 (98%)	156 (77%)	35 (17%)	12 (6%)	2	9
30	31	200/210 (95%)	182 (91%)	15 (8%)	3 (2%)	13	47
30	39	206/210 (98%)	165 (80%)	34 (16%)	7 (3%)	5	22
31	41	179/182 (98%)	156 (87%)	21 (12%)	2 (1%)	17	56
31	49	179/182 (98%)	155 (87%)	22 (12%)	2 (1%)	17	56
32	51	172/180 (96%)	146 (85%)	18 (10%)	8 (5%)	3	15
32	59	168/180 (93%)	131 (78%)	30 (18%)	7 (4%)	3	17

Continued on next page...

Continued from previous page...

Mol	Chain	Analysed	Favoured	Allowed	Outliers	Percentiles	
33	61	144/148 (97%)	117 (81%)	23 (16%)	4 (3%)	6	28
33	69	144/148 (97%)	112 (78%)	29 (20%)	3 (2%)	9	37
34	15	136/140 (97%)	120 (88%)	15 (11%)	1 (1%)	26	67
34	58	136/140 (97%)	116 (85%)	16 (12%)	4 (3%)	6	27
35	25	120/122 (98%)	110 (92%)	8 (7%)	2 (2%)	11	43
35	68	120/122 (98%)	113 (94%)	7 (6%)	0	100	100
36	35	148/150 (99%)	117 (79%)	27 (18%)	4 (3%)	6	29
36	78	148/150 (99%)	113 (76%)	29 (20%)	6 (4%)	3	17
37	45	139/141 (99%)	111 (80%)	27 (19%)	1 (1%)	26	67
37	88	134/141 (95%)	112 (84%)	15 (11%)	7 (5%)	2	12
38	55	115/118 (98%)	108 (94%)	5 (4%)	2 (2%)	11	43
38	98	116/118 (98%)	104 (90%)	10 (9%)	2 (2%)	11	43
39	65	109/112 (97%)	88 (81%)	18 (16%)	3 (3%)	6	28
39	A8	109/112 (97%)	91 (84%)	16 (15%)	2 (2%)	11	42
40	75	135/146 (92%)	115 (85%)	17 (13%)	3 (2%)	8	35
40	B8	135/146 (92%)	119 (88%)	15 (11%)	1 (1%)	26	67
41	85	115/118 (98%)	102 (89%)	12 (10%)	1 (1%)	21	61
41	C8	115/118 (98%)	104 (90%)	9 (8%)	2 (2%)	11	43
42	95	99/101 (98%)	77 (78%)	17 (17%)	5 (5%)	2	13
42	D8	99/101 (98%)	94 (95%)	4 (4%)	1 (1%)	19	58
43	A5	111/113 (98%)	102 (92%)	7 (6%)	2 (2%)	11	42
43	E8	111/113 (98%)	100 (90%)	11 (10%)	0	100	100
44	B5	92/96 (96%)	83 (90%)	5 (5%)	4 (4%)	3	16
44	F8	92/96 (96%)	83 (90%)	7 (8%)	2 (2%)	8	35
45	C5	102/110 (93%)	75 (74%)	21 (21%)	6 (6%)	2	9
45	G8	102/110 (93%)	80 (78%)	15 (15%)	7 (7%)	1	6
46	D5	177/206 (86%)	134 (76%)	33 (19%)	10 (6%)	2	11
46	H8	173/206 (84%)	142 (82%)	25 (14%)	6 (4%)	4	22
47	E5	75/85 (88%)	67 (89%)	6 (8%)	2 (3%)	6	29
47	I8	78/85 (92%)	68 (87%)	9 (12%)	1 (1%)	15	51
48	F5	92/98 (94%)	87 (95%)	4 (4%)	1 (1%)	17	56

Continued on next page...

Continued from previous page...

Mol	Chain	Analysed	Favoured	Allowed	Outliers	Percentiles	
48	J8	95/98 (97%)	85 (90%)	8 (8%)	2 (2%)	9	37
49	G5	65/72 (90%)	61 (94%)	2 (3%)	2 (3%)	5	25
49	K8	65/72 (90%)	58 (89%)	4 (6%)	3 (5%)	3	15
50	H5	57/60 (95%)	53 (93%)	4 (7%)	0	100	100
50	L8	55/60 (92%)	51 (93%)	3 (6%)	1 (2%)	11	42
51	I5	58/71 (82%)	29 (50%)	25 (43%)	4 (7%)	1	6
51	M8	64/71 (90%)	43 (67%)	18 (28%)	3 (5%)	3	15
52	J5	57/60 (95%)	48 (84%)	8 (14%)	1 (2%)	11	42
52	N8	56/60 (93%)	48 (86%)	6 (11%)	2 (4%)	4	21
53	K5	43/54 (80%)	27 (63%)	14 (33%)	2 (5%)	3	15
53	O8	43/54 (80%)	28 (65%)	13 (30%)	2 (5%)	3	15
54	L5	44/49 (90%)	42 (96%)	2 (4%)	0	100	100
54	P8	43/49 (88%)	41 (95%)	2 (5%)	0	100	100
55	M5	58/65 (89%)	49 (84%)	6 (10%)	3 (5%)	2	12
55	Q8	58/65 (89%)	30 (52%)	21 (36%)	7 (12%)	0	1
All	All	11318/12054 (94%)	9776 (86%)	1313 (12%)	229 (2%)	9	38

5 of 229 Ramachandran outliers are listed below:

Mol	Chain	Res	Type
29	21	83	ASP
36	78	57	THR
41	C8	89	GLU
41	C8	90	VAL
45	G8	54	LYS

5.3.2 Protein sidechains ⓘ

In the following table, the Percentiles column shows the percent sidechain outliers of the chain as a percentile score with respect to all X-ray entries followed by that with respect to entries of similar resolution.

The Analysed column shows the number of residues for which the sidechain conformation was analysed, and the total number of residues.

Mol	Chain	Analysed	Rotameric	Outliers	Percentiles	
2	12	205/220 (93%)	161 (78%)	44 (22%)	1	5

Continued on next page...

Continued from previous page...

Mol	Chain	Analysed	Rotameric	Outliers	Percentiles	
2	1E	205/220 (93%)	161 (78%)	44 (22%)	1	5
3	22	160/188 (85%)	128 (80%)	32 (20%)	1	7
3	2E	159/188 (85%)	128 (80%)	31 (20%)	2	7
4	32	180/181 (99%)	150 (83%)	30 (17%)	3	11
4	3E	180/181 (99%)	139 (77%)	41 (23%)	1	4
5	42	116/123 (94%)	90 (78%)	26 (22%)	1	4
5	4E	116/123 (94%)	94 (81%)	22 (19%)	2	8
6	52	90/90 (100%)	71 (79%)	19 (21%)	1	5
6	5E	90/90 (100%)	77 (86%)	13 (14%)	4	16
7	62	126/127 (99%)	106 (84%)	20 (16%)	3	13
7	6E	126/127 (99%)	101 (80%)	25 (20%)	1	7
8	72	119/119 (100%)	99 (83%)	20 (17%)	2	11
8	7E	119/119 (100%)	95 (80%)	24 (20%)	1	6
9	82	95/99 (96%)	79 (83%)	16 (17%)	2	11
9	8E	98/99 (99%)	73 (74%)	25 (26%)	1	3
10	1A	89/92 (97%)	70 (79%)	19 (21%)	1	5
10	1I	89/92 (97%)	72 (81%)	17 (19%)	2	8
11	2A	88/99 (89%)	72 (82%)	16 (18%)	2	9
11	2I	88/99 (89%)	72 (82%)	16 (18%)	2	9
12	3A	104/109 (95%)	81 (78%)	23 (22%)	1	4
12	3I	104/109 (95%)	89 (86%)	15 (14%)	4	16
13	4A	94/101 (93%)	70 (74%)	24 (26%)	1	3
13	4I	94/101 (93%)	73 (78%)	21 (22%)	1	4
14	5A	48/50 (96%)	40 (83%)	8 (17%)	3	11
14	5I	49/50 (98%)	36 (74%)	13 (26%)	0	2
15	6A	79/80 (99%)	66 (84%)	13 (16%)	3	12
15	6I	79/80 (99%)	65 (82%)	14 (18%)	2	10
16	7A	72/74 (97%)	64 (89%)	8 (11%)	8	27
16	7I	72/74 (97%)	58 (81%)	14 (19%)	2	7
17	8A	95/97 (98%)	81 (85%)	14 (15%)	4	15
17	8I	95/97 (98%)	76 (80%)	19 (20%)	1	7

Continued on next page...

Continued from previous page...

Mol	Chain	Analysed	Rotameric	Outliers	Percentiles	
18	9A	63/77 (82%)	52 (82%)	11 (18%)	2	10
18	9I	63/77 (82%)	55 (87%)	8 (13%)	5	21
19	AA	67/80 (84%)	50 (75%)	17 (25%)	1	3
19	AI	70/80 (88%)	53 (76%)	17 (24%)	1	3
20	BA	76/82 (93%)	64 (84%)	12 (16%)	3	13
20	BI	76/82 (93%)	62 (82%)	14 (18%)	2	9
21	1B	20/22 (91%)	18 (90%)	2 (10%)	9	32
21	1F	20/22 (91%)	19 (95%)	1 (5%)	30	68
28	11	214/218 (98%)	173 (81%)	41 (19%)	2	8
28	19	214/218 (98%)	169 (79%)	45 (21%)	1	5
29	21	165/166 (99%)	124 (75%)	41 (25%)	1	3
29	29	165/166 (99%)	123 (74%)	42 (26%)	1	3
30	31	161/166 (97%)	128 (80%)	33 (20%)	1	6
30	39	165/166 (99%)	127 (77%)	38 (23%)	1	4
31	41	155/156 (99%)	120 (77%)	35 (23%)	1	4
31	49	155/156 (99%)	124 (80%)	31 (20%)	1	7
32	51	145/148 (98%)	108 (74%)	37 (26%)	1	3
32	59	142/148 (96%)	109 (77%)	33 (23%)	1	4
33	61	122/124 (98%)	88 (72%)	34 (28%)	0	2
33	69	122/124 (98%)	88 (72%)	34 (28%)	0	2
34	15	117/119 (98%)	91 (78%)	26 (22%)	1	4
34	58	117/119 (98%)	94 (80%)	23 (20%)	1	7
35	25	100/100 (100%)	79 (79%)	21 (21%)	1	5
35	68	100/100 (100%)	85 (85%)	15 (15%)	3	15
36	35	116/116 (100%)	84 (72%)	32 (28%)	0	2
36	78	116/116 (100%)	78 (67%)	38 (33%)	0	1
37	45	111/111 (100%)	86 (78%)	25 (22%)	1	4
37	88	104/111 (94%)	78 (75%)	26 (25%)	1	3
38	55	100/101 (99%)	79 (79%)	21 (21%)	1	5
38	98	101/101 (100%)	73 (72%)	28 (28%)	0	2
39	65	87/88 (99%)	64 (74%)	23 (26%)	0	2

Continued on next page...

Continued from previous page...

Mol	Chain	Analysed	Rotameric	Outliers	Percentiles	
39	A8	87/88 (99%)	57 (66%)	30 (34%)	0	1
40	75	120/127 (94%)	87 (72%)	33 (28%)	0	2
40	B8	120/127 (94%)	82 (68%)	38 (32%)	0	1
41	85	93/94 (99%)	73 (78%)	20 (22%)	1	5
41	C8	93/94 (99%)	80 (86%)	13 (14%)	4	17
42	95	82/82 (100%)	58 (71%)	24 (29%)	0	2
42	D8	82/82 (100%)	68 (83%)	14 (17%)	2	10
43	A5	92/92 (100%)	71 (77%)	21 (23%)	1	4
43	E8	92/92 (100%)	68 (74%)	24 (26%)	0	2
44	B5	74/78 (95%)	58 (78%)	16 (22%)	1	5
44	F8	76/78 (97%)	60 (79%)	16 (21%)	1	5
45	C5	85/91 (93%)	63 (74%)	22 (26%)	0	2
45	G8	85/91 (93%)	62 (73%)	23 (27%)	0	2
46	D5	158/179 (88%)	123 (78%)	35 (22%)	1	4
46	H8	154/179 (86%)	121 (79%)	33 (21%)	1	5
47	E5	62/67 (92%)	53 (86%)	9 (14%)	4	16
47	I8	61/67 (91%)	48 (79%)	13 (21%)	1	5
48	F5	79/83 (95%)	62 (78%)	17 (22%)	1	5
48	J8	82/83 (99%)	65 (79%)	17 (21%)	1	6
49	G5	62/67 (92%)	44 (71%)	18 (29%)	0	2
49	K8	62/67 (92%)	37 (60%)	25 (40%)	0	0
50	H5	51/52 (98%)	37 (72%)	14 (28%)	0	2
50	L8	49/52 (94%)	35 (71%)	14 (29%)	0	2
51	I5	54/63 (86%)	44 (82%)	10 (18%)	2	9
51	M8	59/63 (94%)	42 (71%)	17 (29%)	0	2
52	J5	51/52 (98%)	39 (76%)	12 (24%)	1	3
52	N8	51/52 (98%)	39 (76%)	12 (24%)	1	3
53	K5	44/52 (85%)	36 (82%)	8 (18%)	2	9
53	O8	44/52 (85%)	29 (66%)	15 (34%)	0	1
54	L5	39/42 (93%)	33 (85%)	6 (15%)	3	14
54	P8	38/42 (90%)	32 (84%)	6 (16%)	3	13

Continued on next page...

Continued from previous page...

Mol	Chain	Analysed	Rotameric	Outliers	Percentiles	
55	M5	49/55 (89%)	34 (69%)	15 (31%)	0	1
55	Q8	50/55 (91%)	32 (64%)	18 (36%)	0	1
All	All	9552/9998 (96%)	7454 (78%)	2098 (22%)	1	5

5 of 2098 residues with a non-rotameric sidechain are listed below:

Mol	Chain	Res	Type
48	J8	4	VAL
4	32	190	ASP
45	C5	44	ILE
49	K8	30	ARG
55	Q8	46	ARG

Some sidechains can be flipped to improve hydrogen bonding and reduce clashes. 5 of 23 such sidechains are listed below:

Mol	Chain	Res	Type
3	22	176	HIS
4	32	123	HIS
49	G5	48	HIS
4	32	119	GLN
7	62	84	ASN

5.3.3 RNA ⓘ

Mol	Chain	Analysed	Backbone Outliers	Pucker Outliers
1	13	1495/1522 (98%)	329 (22%)	34 (2%)
1	1G	1495/1522 (98%)	353 (23%)	37 (2%)
22	1K	74/76 (97%)	33 (44%)	3 (4%)
23	2K	76/77 (98%)	21 (27%)	2 (2%)
23	2L	76/77 (98%)	16 (21%)	1 (1%)
24	3K	72/76 (94%)	40 (55%)	6 (8%)
25	4K	12/30 (40%)	4 (33%)	0
25	4L	10/30 (33%)	3 (30%)	1 (10%)
26	14	2908/2917 (99%)	721 (24%)	52 (1%)
26	1H	2911/2917 (99%)	701 (24%)	51 (1%)
27	16	121/122 (99%)	27 (22%)	1 (0%)
27	1J	121/122 (99%)	35 (28%)	2 (1%)
56	1L	74/76 (97%)	34 (45%)	3 (4%)
57	3L	75/76 (98%)	37 (49%)	4 (5%)

Continued on next page...

Continued from previous page...

Mol	Chain	Analysed	Backbone Outliers	Pucker Outliers
All	All	9520/9640 (98%)	2354 (24%)	197 (2%)

5 of 2354 RNA backbone outliers are listed below:

Mol	Chain	Res	Type
1	13	5	U
1	13	6	G
1	13	7	G
1	13	8	A
1	13	21	G

5 of 197 RNA pucker outliers are listed below:

Mol	Chain	Res	Type
26	1H	2439	A
1	1G	561	U
26	14	2402	C
26	1H	2475	C
1	1G	250	A

5.4 Non-standard residues in protein, DNA, RNA chains ⓘ

28 non-standard protein/DNA/RNA residues are modelled in this entry.

In the following table, the Counts columns list the number of bonds (or angles) for which Mogul statistics could be retrieved, the number of bonds (or angles) that are observed in the model and the number of bonds (or angles) that are defined in the chemical component dictionary. The Link column lists molecule types, if any, to which the group is linked. The Z score for a bond length (or angle) is the number of standard deviations the observed value is removed from the expected value. A bond length (or angle) with $|Z| > 2$ is considered an outlier worth inspection. RMSZ is the root-mean-square of all Z scores of the bond lengths (or angles).

Mol	Type	Chain	Res	Link	Bond lengths			Bond angles		
					Counts	RMSZ	# $ Z > 2$	Counts	RMSZ	# $ Z > 2$
22	PSU	1K	32	58,22	15,21,22	1.09	1 (6%)	16,30,33	1.90	4 (25%)
22	MIA	1K	37	22	22,31,32	0.90	1 (4%)	26,44,47	2.70	3 (11%)
22	PSU	1K	39	22	15,21,22	0.94	1 (6%)	16,30,33	2.03	4 (25%)
22	5MU	1K	54	22	13,22,23	1.70	2 (15%)	16,32,35	1.48	1 (6%)
22	PSU	1K	55	22	15,21,22	1.19	1 (6%)	16,30,33	2.55	3 (18%)
22	4SU	1K	8	22	12,21,22	3.17	2 (16%)	15,30,33	1.23	1 (6%)
56	PSU	1L	32	56	15,21,22	1.08	1 (6%)	16,30,33	1.82	3 (18%)

Mol	Type	Chain	Res	Link	Bond lengths			Bond angles		
					Counts	RMSZ	# Z > 2	Counts	RMSZ	# Z > 2
56	MIA	1L	37	56	22,31,32	1.16	2 (9%)	26,44,47	2.57	4 (15%)
56	PSU	1L	39	56	15,21,22	1.15	1 (6%)	16,30,33	1.91	2 (12%)
56	5MU	1L	54	56	13,22,23	1.71	2 (15%)	16,32,35	1.69	1 (6%)
23	OMC	2K	33	23	15,22,23	2.31	4 (26%)	20,31,34	2.20	3 (15%)
23	7MG	2K	47	23	20,26,27	3.20	6 (30%)	23,39,42	2.08	6 (26%)
23	5MU	2K	55	58,23	13,22,23	1.74	2 (15%)	16,32,35	1.19	1 (6%)
23	PSU	2K	56	23	15,21,22	1.06	2 (13%)	16,30,33	1.65	3 (18%)
23	4SU	2K	8	23	12,21,22	3.07	2 (16%)	15,30,33	0.55	0
23	OMC	2L	33	23	15,22,23	2.20	4 (26%)	20,31,34	2.08	3 (15%)
23	7MG	2L	47	23	20,26,27	3.43	6 (30%)	23,39,42	2.20	8 (34%)
23	5MU	2L	55	23	13,22,23	1.71	2 (15%)	16,32,35	1.56	2 (12%)
23	PSU	2L	56	23	15,21,22	1.18	1 (6%)	16,30,33	1.87	3 (18%)
23	4SU	2L	8	23	12,21,22	3.46	2 (16%)	15,30,33	0.96	1 (6%)
24	PSU	3K	32	24	15,21,22	1.09	1 (6%)	16,30,33	1.85	3 (18%)
24	MIA	3K	37	24,58	22,31,32	1.09	2 (9%)	26,44,47	1.28	2 (7%)
24	PSU	3K	39	24	15,21,22	1.06	1 (6%)	16,30,33	2.15	4 (25%)
57	PSU	3L	32	57	15,21,22	1.18	2 (13%)	16,30,33	2.37	6 (37%)
57	7MG	3L	46	57	20,26,27	3.32	6 (30%)	23,39,42	2.59	9 (39%)
57	5MU	3L	54	57	13,22,23	1.69	2 (15%)	16,32,35	1.77	2 (12%)
57	PSU	3L	55	57	15,21,22	1.13	1 (6%)	16,30,33	2.19	4 (25%)
57	4SU	3L	8	57	12,21,22	3.49	2 (16%)	15,30,33	1.42	1 (6%)

In the following table, the Chirals column lists the number of chiral outliers, the number of chiral centers analysed, the number of these observed in the model and the number defined in the chemical component dictionary. Similar counts are reported in the Torsion and Rings columns. '-' means no outliers of that kind were identified.

Mol	Type	Chain	Res	Link	Chirals	Torsions	Rings
22	PSU	1K	32	58,22	-	0/7/25/26	0/2/2/2
22	MIA	1K	37	22	-	0/11/33/34	0/3/3/3
22	PSU	1K	39	22	-	0/7/25/26	0/2/2/2
22	5MU	1K	54	22	-	0/3/25/26	0/2/2/2
22	PSU	1K	55	22	-	0/7/25/26	0/2/2/2
22	4SU	1K	8	22	-	0/3/25/26	0/2/2/2
56	PSU	1L	32	56	-	0/7/25/26	0/2/2/2
56	MIA	1L	37	56	-	0/11/33/34	0/3/3/3
56	PSU	1L	39	56	-	0/7/25/26	0/2/2/2
56	5MU	1L	54	56	-	0/3/25/26	0/2/2/2

Continued on next page...

Continued from previous page...

Mol	Type	Chain	Res	Link	Chirals	Torsions	Rings
23	OMC	2K	33	23	-	0/5/27/28	0/2/2/2
23	7MG	2K	47	23	-	0/7/37/38	0/3/3/3
23	5MU	2K	55	58,23	-	0/3/25/26	0/2/2/2
23	PSU	2K	56	23	-	0/7/25/26	0/2/2/2
23	4SU	2K	8	23	-	0/3/25/26	0/2/2/2
23	OMC	2L	33	23	-	0/5/27/28	0/2/2/2
23	7MG	2L	47	23	-	0/7/37/38	0/3/3/3
23	5MU	2L	55	23	-	0/3/25/26	0/2/2/2
23	PSU	2L	56	23	-	0/7/25/26	0/2/2/2
23	4SU	2L	8	23	-	0/3/25/26	0/2/2/2
24	PSU	3K	32	24	-	0/7/25/26	0/2/2/2
24	MIA	3K	37	24,58	-	0/11/33/34	0/3/3/3
24	PSU	3K	39	24	-	0/7/25/26	0/2/2/2
57	PSU	3L	32	57	-	0/7/25/26	0/2/2/2
57	7MG	3L	46	57	-	0/7/37/38	0/3/3/3
57	5MU	3L	54	57	-	0/3/25/26	0/2/2/2
57	PSU	3L	55	57	-	0/7/25/26	0/2/2/2
57	4SU	3L	8	57	-	0/3/25/26	0/2/2/2

The worst 5 of 62 bond length outliers are listed below:

Mol	Chain	Res	Type	Atoms	Z	Observed(Å)	Ideal(Å)
23	2L	47	7MG	C5-C4	-5.98	1.23	1.39
57	3L	46	7MG	C5-C4	-5.84	1.23	1.39
23	2K	47	7MG	C5-C4	-5.59	1.24	1.39
23	2L	55	5MU	C4-N3	-2.87	1.27	1.33
22	1K	54	5MU	C4-N3	-2.63	1.28	1.33

The worst 5 of 87 bond angle outliers are listed below:

Mol	Chain	Res	Type	Atoms	Z	Observed(°)	Ideal(°)
22	1K	55	PSU	C5-C1'-C2'	-4.91	107.10	115.44
57	3L	46	7MG	N3-C4-N9	-4.57	121.08	126.98
23	2L	47	7MG	C5-C4-N3	-4.49	122.17	126.74
57	3L	8	4SU	C5-C4-N3	-4.47	118.82	123.56
57	3L	46	7MG	C4-N9-C1'	-4.42	116.17	126.65

There are no chirality outliers.

There are no torsion outliers.

There are no ring outliers.

22 monomers are involved in 43 short contacts:

Mol	Chain	Res	Type	Clashes	Symm-Clashes
22	1K	54	5MU	1	0
22	1K	55	PSU	1	0
22	1K	8	4SU	1	0
56	1L	37	MIA	1	0
56	1L	39	PSU	1	0
56	1L	54	5MU	2	0
23	2K	47	7MG	3	0
23	2K	55	5MU	3	0
23	2K	56	PSU	2	0
23	2K	8	4SU	1	0
23	2L	33	OMC	2	0
23	2L	47	7MG	3	0
23	2L	55	5MU	2	0
23	2L	56	PSU	2	0
23	2L	8	4SU	2	0
24	3K	37	MIA	2	0
24	3K	39	PSU	2	0
57	3L	32	PSU	3	0
57	3L	46	7MG	3	0
57	3L	54	5MU	2	0
57	3L	55	PSU	2	0
57	3L	8	4SU	5	0

5.5 Carbohydrates [i](#)

There are no carbohydrates in this entry.

5.6 Ligand geometry [i](#)

Of 1246 ligands modelled in this entry, 1244 are monoatomic - leaving 2 for Mogul analysis.

In the following table, the Counts columns list the number of bonds (or angles) for which Mogul statistics could be retrieved, the number of bonds (or angles) that are observed in the model and the number of bonds (or angles) that are defined in the chemical component dictionary. The Link column lists molecule types, if any, to which the group is linked. The Z score for a bond length (or angle) is the number of standard deviations the observed value is removed from the expected value. A bond length (or angle) with $|Z| > 2$ is considered an outlier worth inspection. RMSZ is the root-mean-square of all Z scores of the bond lengths (or angles).

Mol	Type	Chain	Res	Link	Bond lengths			Bond angles		
					Counts	RMSZ	$\# Z > 2$	Counts	RMSZ	$\# Z > 2$
59	PAR	13	1749	-	45,45,45	0.71	0	60,67,67	1.58	13 (21%)
59	PAR	1G	1697	-	45,45,45	0.86	2 (4%)	60,67,67	1.62	14 (23%)

In the following table, the Chirals column lists the number of chiral outliers, the number of chiral centers analysed, the number of these observed in the model and the number defined in the chemical component dictionary. Similar counts are reported in the Torsion and Rings columns. '-' means no outliers of that kind were identified.

Mol	Type	Chain	Res	Link	Chirals	Torsions	Rings
59	PAR	13	1749	-	-	0/18/94/94	0/4/4/4
59	PAR	1G	1697	-	-	0/18/94/94	0/4/4/4

All (2) bond length outliers are listed below:

Mol	Chain	Res	Type	Atoms	Z	Observed(Å)	Ideal(Å)
59	1G	1697	PAR	C24-N24	-2.77	1.43	1.47
59	1G	1697	PAR	C34-C24	-2.33	1.50	1.53

The worst 5 of 27 bond angle outliers are listed below:

Mol	Chain	Res	Type	Atoms	Z	Observed(°)	Ideal(°)
59	1G	1697	PAR	C13-O52-C52	-4.23	106.75	118.00
59	1G	1697	PAR	C14-O33-C33	-3.81	107.88	118.00
59	1G	1697	PAR	C34-C24-N24	-3.64	104.17	110.72
59	13	1749	PAR	O61-C61-C51	-3.38	100.01	111.30
59	13	1749	PAR	C22-C12-C62	-3.20	105.17	110.14

There are no chirality outliers.

There are no torsion outliers.

There are no ring outliers.

2 monomers are involved in 3 short contacts:

Mol	Chain	Res	Type	Clashes	Symm-Clashes
59	13	1749	PAR	1	0
59	1G	1697	PAR	2	0

5.7 Other polymers [i](#)

There are no such residues in this entry.

5.8 Polymer linkage issues [i](#)

The following chains have linkage breaks:

Mol	Chain	Number of breaks
1	1G	1
1	13	1
25	4L	1

All chain breaks are listed below:

Model	Chain	Residue-1	Atom-1	Residue-2	Atom-2	Distance (Å)
1	13	1530:G	O3'	1531:A	P	3.82
1	1G	1530:G	O3'	1531:A	P	3.28
1	4L	21:C	O3'	22:A	P	3.02

6 Fit of model and data

6.1 Protein, DNA and RNA chains

In the following table, the column labelled ‘#RSRZ> 2’ contains the number (and percentage) of RSRZ outliers, followed by percent RSRZ outliers for the chain as percentile scores relative to all X-ray entries and entries of similar resolution. The OWAB column contains the minimum, median, 95th percentile and maximum values of the occupancy-weighted average B-factor per residue. The column labelled ‘Q< 0.9’ lists the number of (and percentage) of residues with an average occupancy less than 0.9.

Mol	Chain	Analysed	<RSRZ>	#RSRZ>2	OWAB(Å ²)	Q<0.9
1	13	1498/1522 (98%)	0.28	14 (0%) 85 70	53, 93, 174, 276	0
1	1G	1498/1522 (98%)	0.40	67 (4%) 37 21	69, 116, 188, 285	0
2	12	237/256 (92%)	0.39	20 (8%) 14 7	141, 173, 195, 205	0
2	1E	237/256 (92%)	0.48	19 (8%) 15 8	105, 141, 169, 176	0
3	22	206/239 (86%)	1.36	62 (30%) 1 0	136, 162, 182, 190	0
3	2E	205/239 (85%)	0.72	19 (9%) 11 6	82, 102, 138, 147	0
4	32	208/209 (99%)	1.28	49 (23%) 1 1	93, 114, 138, 145	0
4	3E	208/209 (99%)	0.84	35 (16%) 2 1	75, 100, 123, 134	0
5	42	151/162 (93%)	1.84	61 (40%) 0 0	111, 135, 154, 184	0
5	4E	151/162 (93%)	1.15	35 (23%) 1 1	72, 93, 117, 160	0
6	52	101/101 (100%)	0.01	0 100 100	82, 100, 119, 142	0
6	5E	101/101 (100%)	0.33	2 (1%) 68 48	77, 96, 118, 141	0
7	62	152/156 (97%)	0.65	19 (12%) 5 2	112, 127, 147, 160	0
7	6E	155/156 (99%)	0.63	18 (11%) 6 3	92, 111, 146, 163	0
8	72	138/138 (100%)	2.11	59 (42%) 0 0	102, 132, 151, 155	0
8	7E	138/138 (100%)	1.25	35 (25%) 1 1	84, 101, 113, 121	0
9	82	124/128 (96%)	2.49	64 (51%) 0 0	115, 150, 165, 171	0
9	8E	127/128 (99%)	0.84	24 (18%) 2 1	80, 127, 148, 158	0
10	1A	99/105 (94%)	2.49	38 (38%) 0 0	131, 155, 176, 184	0
10	1I	99/105 (94%)	1.36	31 (31%) 1 0	73, 125, 159, 162	0
11	2A	116/129 (89%)	0.90	15 (12%) 5 2	85, 108, 130, 159	0
11	2I	116/129 (89%)	0.53	11 (9%) 10 5	69, 100, 127, 165	0
12	3A	125/132 (94%)	1.21	33 (26%) 1 0	83, 106, 134, 167	0
12	3I	125/132 (94%)	0.88	19 (15%) 3 1	60, 71, 107, 165	0

Continued on next page...

Continued from previous page...

Mol	Chain	Analysed	<RSRZ>	#RSRZ>2	OWAB(Å²)		Q<0.9	
13	4A	117/126 (92%)	2.11	51 (43%)	0	0	118, 155, 179, 185	0
13	4I	118/126 (93%)	0.75	19 (16%)	3	1	74, 112, 132, 145	0
14	5A	58/61 (95%)	6.44	53 (91%)	0	0	134, 159, 174, 179	0
14	5I	60/61 (98%)	2.20	33 (55%)	0	0	80, 91, 106, 119	0
15	6A	88/89 (98%)	0.60	11 (12%)	5	2	87, 112, 127, 133	0
15	6I	88/89 (98%)	0.65	10 (11%)	7	3	69, 98, 116, 127	0
16	7A	84/88 (95%)	1.84	33 (39%)	0	0	87, 103, 126, 159	0
16	7I	84/88 (95%)	2.10	42 (50%)	0	0	93, 107, 141, 158	0
17	8A	100/105 (95%)	1.74	41 (41%)	0	0	93, 110, 128, 148	0
17	8I	100/105 (95%)	1.09	22 (22%)	1	1	83, 101, 113, 116	0
18	9A	72/88 (81%)	0.45	5 (6%)	20	10	92, 115, 144, 170	0
18	9I	72/88 (81%)	0.29	0	100	100	83, 100, 136, 168	0
19	AA	78/93 (83%)	1.80	29 (37%)	0	0	150, 182, 192, 196	0
19	AI	81/93 (87%)	0.56	8 (9%)	9	5	88, 113, 138, 146	0
20	BA	99/106 (93%)	1.65	42 (42%)	0	0	85, 111, 137, 149	0
20	BI	99/106 (93%)	0.96	18 (18%)	2	1	102, 117, 153, 161	0
21	1B	25/27 (92%)	5.51	22 (88%)	0	0	119, 140, 152, 167	0
21	1F	25/27 (92%)	2.58	15 (60%)	0	0	88, 97, 113, 142	0
22	1K	70/76 (92%)	0.77	11 (15%)	3	1	76, 203, 247, 250	0
23	2K	72/77 (93%)	0.16	2 (2%)	56	36	68, 91, 119, 138	0
23	2L	72/77 (93%)	-0.07	2 (2%)	56	36	80, 113, 149, 166	0
24	3K	72/76 (94%)	0.31	4 (5%)	28	15	71, 230, 258, 260	0
25	4K	13/30 (43%)	0.92	2 (15%)	3	1	64, 80, 130, 131	0
25	4L	11/30 (36%)	1.09	1 (9%)	11	6	93, 124, 136, 143	0
26	14	2909/2917 (99%)	0.35	51 (1%)	71	51	50, 84, 241, 338	0
26	1H	2912/2917 (99%)	0.39	28 (0%)	84	67	37, 70, 222, 303	0
27	16	122/122 (100%)	-0.03	0	100	100	63, 87, 110, 193	0
27	1J	122/122 (100%)	-0.16	2 (1%)	74	55	86, 120, 149, 192	0
28	11	272/276 (98%)	0.63	11 (4%)	42	25	38, 62, 78, 83	0
28	19	273/276 (98%)	1.22	54 (19%)	1	1	46, 71, 87, 97	0
29	21	205/206 (99%)	1.00	24 (11%)	6	3	50, 88, 129, 144	0

Continued on next page...

Continued from previous page...

Mol	Chain	Analysed	<RSRZ>	#RSRZ>2	OWAB(Å ²)	Q<0.9
29	29	205/206 (99%)	1.26	45 (21%) 1 1	61, 93, 141, 174	0
30	31	202/210 (96%)	0.48	6 (2%) 54 33	43, 73, 113, 131	0
30	39	208/210 (99%)	0.64	24 (11%) 6 3	56, 103, 167, 189	0
31	41	181/182 (99%)	0.70	21 (11%) 6 3	78, 98, 131, 148	0
31	49	181/182 (99%)	1.34	54 (29%) 1 0	120, 142, 168, 178	0
32	51	174/180 (96%)	0.54	8 (4%) 36 21	77, 102, 120, 135	0
32	59	170/180 (94%)	3.49	107 (62%) 0 0	142, 193, 215, 227	0
33	61	146/148 (98%)	0.40	8 (5%) 29 16	71, 129, 146, 151	0
33	69	146/148 (98%)	0.77	23 (15%) 3 1	81, 122, 150, 157	0
34	15	138/140 (98%)	1.44	40 (28%) 1 0	77, 106, 136, 163	0
34	58	138/140 (98%)	0.73	10 (7%) 18 10	62, 89, 128, 145	0
35	25	122/122 (100%)	0.73	9 (7%) 17 9	66, 87, 103, 109	0
35	68	122/122 (100%)	0.53	3 (2%) 61 39	57, 73, 89, 100	0
36	35	150/150 (100%)	1.46	41 (27%) 1 0	58, 106, 138, 169	0
36	78	150/150 (100%)	0.71	13 (8%) 13 6	43, 77, 104, 157	0
37	45	141/141 (100%)	2.46	69 (48%) 0 0	75, 107, 136, 152	0
37	88	138/141 (97%)	0.73	7 (5%) 32 18	50, 76, 98, 128	0
38	55	117/118 (99%)	0.82	13 (11%) 7 4	59, 76, 91, 110	0
38	98	118/118 (100%)	1.00	17 (14%) 3 2	61, 81, 102, 110	0
39	65	111/112 (99%)	1.46	39 (35%) 0 0	91, 114, 131, 139	0
39	A8	111/112 (99%)	0.99	19 (17%) 2 1	73, 84, 108, 123	0
40	75	137/146 (93%)	0.84	20 (14%) 3 1	78, 95, 150, 184	0
40	B8	137/146 (93%)	0.60	9 (6%) 22 11	69, 89, 145, 175	0
41	85	117/118 (99%)	0.92	23 (19%) 1 1	66, 94, 138, 155	0
41	C8	117/118 (99%)	0.94	18 (15%) 3 1	52, 79, 111, 129	0
42	95	101/101 (100%)	0.95	22 (21%) 1 1	66, 124, 140, 157	0
42	D8	101/101 (100%)	0.72	12 (11%) 6 3	54, 103, 129, 140	0
43	A5	113/113 (100%)	1.12	14 (12%) 5 2	60, 72, 105, 150	0
43	E8	113/113 (100%)	0.88	10 (8%) 12 6	56, 72, 105, 146	0
44	B5	94/96 (97%)	1.07	11 (11%) 6 3	68, 83, 109, 120	0
44	F8	94/96 (97%)	0.49	3 (3%) 51 32	55, 69, 90, 108	0

Continued on next page...

Continued from previous page...

Mol	Chain	Analysed	<RSRZ>	#RSRZ>2	OWAB(Å ²)	Q<0.9
45	C5	104/110 (94%)	1.56	28 (26%) 1 0	92, 115, 146, 153	0
45	G8	104/110 (94%)	0.46	3 (2%) 55 35	70, 90, 131, 142	0
46	D5	179/206 (86%)	1.26	42 (23%) 1 1	113, 151, 230, 237	0
46	H8	175/206 (84%)	0.29	4 (2%) 64 43	80, 119, 203, 216	0
47	E5	77/85 (90%)	2.07	36 (46%) 0 0	67, 88, 106, 145	0
47	I8	80/85 (94%)	1.11	14 (17%) 2 1	54, 67, 101, 108	0
48	F5	94/98 (95%)	1.75	39 (41%) 0 0	60, 79, 122, 132	0
48	J8	97/98 (98%)	1.40	21 (21%) 1 1	50, 69, 122, 149	0
49	G5	67/72 (93%)	0.70	7 (10%) 8 4	80, 100, 121, 144	0
49	K8	67/72 (93%)	0.68	2 (2%) 54 33	61, 77, 95, 125	0
50	H5	59/60 (98%)	1.48	17 (28%) 1 0	77, 100, 140, 153	0
50	L8	57/60 (95%)	0.53	1 (1%) 71 51	57, 79, 102, 109	0
51	I5	60/71 (84%)	1.02	12 (20%) 1 1	151, 187, 203, 206	0
51	M8	66/71 (92%)	0.87	13 (19%) 1 1	104, 144, 179, 189	0
52	J5	59/60 (98%)	1.06	7 (11%) 6 3	57, 81, 150, 183	0
52	N8	58/60 (96%)	1.27	8 (13%) 4 2	48, 97, 160, 163	0
53	K5	45/54 (83%)	7.57	42 (93%) 0 0	123, 152, 165, 172	0
53	O8	45/54 (83%)	4.32	37 (82%) 0 0	107, 137, 157, 161	0
54	L5	46/49 (93%)	1.25	6 (13%) 5 2	45, 58, 72, 85	0
54	P8	45/49 (91%)	0.70	2 (4%) 38 22	40, 48, 61, 75	0
55	M5	60/65 (92%)	1.94	23 (38%) 0 0	71, 79, 100, 124	0
55	Q8	60/65 (92%)	1.99	24 (40%) 0 0	56, 72, 98, 109	0
56	1L	72/76 (94%)	1.70	19 (26%) 1 0	122, 239, 257, 262	0
57	3L	71/76 (93%)	0.72	10 (14%) 4 2	82, 208, 243, 253	0
All	All	21028/21694 (96%)	0.79	2530 (12%) 6 3	37, 97, 186, 338	0

The worst 5 of 2530 RSRZ outliers are listed below:

Mol	Chain	Res	Type	RSRZ
32	59	100	GLY	23.1
32	59	4	ILE	21.1
53	K5	13	CYS	18.7
53	K5	50	ARG	17.1
53	K5	42	TRP	16.4

6.2 Non-standard residues in protein, DNA, RNA chains [i](#)

In the following table, the Atoms column lists the number of modelled atoms in the group and the number defined in the chemical component dictionary. LLDF column lists the quality of electron density of the group with respect to its neighbouring residues in protein, DNA or RNA chains. The B-factors column lists the minimum, median, 95th percentile and maximum values of B factors of atoms in the group. The column labelled 'Q< 0.9' lists the number of atoms with occupancy less than 0.9.

Mol	Type	Chain	Res	Atoms	RSCC	RSR	LLDF	B-factors(Å ²)	Q<0.9
56	5MU	1L	54	21/22	0.77	0.27	-	134,151,174,175	0
23	OMC	2K	33	21/22	0.98	0.25	-	65,68,74,78	0
56	PSU	1L	39	20/21	0.89	0.27	-	110,121,135,138	0
23	5MU	2K	55	21/22	0.96	0.12	-	81,93,97,102	0
57	PSU	3L	32	20/21	0.86	0.18	-	119,134,142,142	0
22	PSU	1K	39	20/21	0.95	0.17	-	72,86,90,90	0
23	PSU	2L	56	20/21	0.91	0.10	-	96,107,114,116	0
56	PSU	1L	32	20/21	0.80	0.32	-	124,129,142,152	0
22	4SU	1K	8	20/21	0.89	0.10	-	129,144,162,164	0
24	PSU	3K	32	20/21	0.93	0.18	-	108,124,131,143	0
57	4SU	3L	8	20/21	0.80	0.09	-	153,160,176,185	0
23	7MG	2L	47	24/25	0.96	0.10	-	107,115,120,123	0
23	7MG	2K	47	24/25	0.95	0.14	-	82,93,103,108	0
22	MIA	1K	37	29/30	0.95	0.25	-	70,75,87,93	0
22	5MU	1K	54	21/22	0.94	0.13	-	106,112,129,132	0
57	PSU	3L	55	20/21	0.78	0.15	-	121,143,168,174	0
23	4SU	2L	8	20/21	0.93	0.11	-	94,105,113,115	0
23	5MU	2L	55	21/22	0.92	0.13	-	101,107,114,117	0
56	MIA	1L	37	29/30	0.91	0.35	-	102,116,122,128	0
57	5MU	3L	54	21/22	0.78	0.18	-	115,149,174,177	0
24	MIA	3K	37	29/30	0.84	0.28	-	103,119,131,151	0
57	7MG	3L	46	24/25	0.83	0.10	-	147,158,169,181	0
22	PSU	1K	32	20/21	0.94	0.23	-	89,96,103,114	0
23	PSU	2K	56	20/21	0.93	0.13	-	84,91,100,103	0
24	PSU	3K	39	20/21	0.93	0.14	-	113,120,126,127	0
23	OMC	2L	33	21/22	0.96	0.21	-	87,93,96,103	0
23	4SU	2K	8	20/21	0.96	0.17	-	75,84,93,98	0
22	PSU	1K	55	20/21	0.76	0.15	-	112,129,148,149	0

6.3 Carbohydrates [i](#)

There are no carbohydrates in this entry.

6.4 Ligands ⓘ

In the following table, the Atoms column lists the number of modelled atoms in the group and the number defined in the chemical component dictionary. LLDF column lists the quality of electron density of the group with respect to its neighbouring residues in protein, DNA or RNA chains. The B-factors column lists the minimum, median, 95th percentile and maximum values of B factors of atoms in the group. The column labelled 'Q< 0.9' lists the number of atoms with occupancy less than 0.9.

Mol	Type	Chain	Res	Atoms	RSCC	RSR	LLDF	B-factors(Å ²)	Q<0.9
58	MG	14	3193	1/1	0.55	0.41	20.07	89,89,89,89	0
58	MG	1H	3179	1/1	0.93	0.39	19.75	67,67,67,67	0
58	MG	1H	3120	1/1	0.91	0.36	19.35	70,70,70,70	0
58	MG	1H	3048	1/1	0.91	0.41	17.02	81,81,81,81	0
58	MG	13	1706	1/1	0.85	0.38	16.97	81,81,81,81	0
58	MG	1H	3211	1/1	0.89	0.39	16.20	78,78,78,78	0
58	MG	14	3230	1/1	0.93	0.61	16.13	82,82,82,82	0
58	MG	1H	3083	1/1	0.94	0.30	16.09	68,68,68,68	0
58	MG	1H	3054	1/1	0.78	0.32	15.59	92,92,92,92	0
58	MG	16	202	1/1	0.91	0.29	15.38	81,81,81,81	0
58	MG	2K	103	1/1	0.87	0.31	14.71	88,88,88,88	0
58	MG	1H	3146	1/1	0.92	0.32	14.28	67,67,67,67	0
58	MG	13	1603	1/1	0.97	0.34	12.15	50,50,50,50	0
58	MG	1H	3325	1/1	0.91	0.38	11.75	92,92,92,92	0
58	MG	13	1622	1/1	0.67	0.30	10.56	66,66,66,66	0
58	MG	1H	3238	1/1	0.96	0.66	9.84	52,52,52,52	0
58	MG	1H	3089	1/1	0.93	0.31	9.68	72,72,72,72	0
58	MG	1H	3005	1/1	0.94	0.31	9.52	53,53,53,53	0
58	MG	1H	3268	1/1	0.81	0.25	9.50	71,71,71,71	0
58	MG	14	3228	1/1	0.98	0.27	9.21	85,85,85,85	0
58	MG	14	3019	1/1	0.75	0.33	8.96	84,84,84,84	0
58	MG	13	1627	1/1	0.88	0.31	8.77	90,90,90,90	0
58	MG	1G	1646	1/1	0.84	0.37	8.29	95,95,95,95	0
58	MG	1H	3180	1/1	0.75	0.32	8.27	77,77,77,77	0
58	MG	1H	3123	1/1	0.99	0.29	8.10	49,49,49,49	0
58	MG	1H	3045	1/1	0.60	0.30	7.99	72,72,72,72	0
58	MG	14	3239	1/1	0.87	0.37	7.86	98,98,98,98	0
58	MG	14	3199	1/1	0.96	0.35	7.83	96,96,96,96	0
58	MG	14	3221	1/1	0.92	0.27	7.26	72,72,72,72	0
58	MG	13	1624	1/1	0.94	0.29	7.01	68,68,68,68	0
58	MG	1G	1662	1/1	0.89	0.34	6.94	83,83,83,83	0
58	MG	14	3220	1/1	0.82	0.30	6.65	66,66,66,66	0
58	MG	14	3232	1/1	0.90	0.58	6.28	52,52,52,52	0
58	MG	1H	3164	1/1	0.92	0.30	6.25	58,58,58,58	0

Continued on next page...

Continued from previous page...

Mol	Type	Chain	Res	Atoms	RSCC	RSR	LLDF	B-factors(\AA^2)	Q<0.9
58	MG	1H	3092	1/1	0.72	0.31	5.25	57,57,57,57	0
58	MG	13	1671	1/1	0.88	0.22	5.22	95,95,95,95	0
58	MG	1H	3029	1/1	0.95	0.31	5.19	72,72,72,72	0
58	MG	1H	3084	1/1	0.98	0.34	5.08	69,69,69,69	0
58	MG	L8	101	1/1	0.91	0.42	4.95	79,79,79,79	0
58	MG	13	1651	1/1	0.81	0.23	4.87	79,79,79,79	0
58	MG	1H	3076	1/1	0.94	0.24	4.85	51,51,51,51	0
58	MG	13	1607	1/1	0.93	0.28	4.58	71,71,71,71	0
58	MG	1H	3279	1/1	0.89	0.25	4.37	67,67,67,67	0
58	MG	1H	3176	1/1	0.98	0.30	4.20	82,82,82,82	0
58	MG	41	202	1/1	0.80	0.34	4.13	81,81,81,81	0
58	MG	1H	3100	1/1	0.90	0.25	4.09	64,64,64,64	0
58	MG	1G	1653	1/1	0.95	0.29	4.04	78,78,78,78	0
58	MG	16	206	1/1	0.81	0.21	3.93	74,74,74,74	0
58	MG	1H	3263	1/1	0.97	0.48	3.77	56,56,56,56	0
60	ZN	3E	303	1/1	0.98	0.44	3.76	97,97,97,97	0
58	MG	13	1656	1/1	0.93	0.25	3.71	79,79,79,79	0
58	MG	1H	3003	1/1	0.97	0.24	3.68	49,49,49,49	0
58	MG	13	1620	1/1	0.97	0.30	3.68	72,72,72,72	0
58	MG	1H	3345	1/1	0.71	0.26	3.68	81,81,81,81	0
58	MG	14	3049	1/1	0.69	0.22	3.39	86,86,86,86	0
58	MG	14	3073	1/1	0.94	0.25	3.25	91,91,91,91	0
58	MG	1H	3173	1/1	0.95	0.24	3.25	65,65,65,65	0
58	MG	14	3165	1/1	0.88	0.21	3.14	83,83,83,83	0
58	MG	1H	3111	1/1	0.96	0.27	2.97	44,44,44,44	0
58	MG	14	3161	1/1	0.93	0.21	2.82	74,74,74,74	0
58	MG	1H	3134	1/1	0.95	0.22	2.73	50,50,50,50	0
59	PAR	13	1749	42/42	0.97	0.23	2.66	52,62,69,75	0
58	MG	13	1691	1/1	0.92	0.26	2.47	75,75,75,75	0
58	MG	13	1689	1/1	0.95	0.20	2.47	118,118,118,118	0
58	MG	14	3033	1/1	0.90	0.21	2.41	76,76,76,76	0
58	MG	16	205	1/1	0.84	0.20	2.24	81,81,81,81	0
58	MG	14	3117	1/1	0.98	0.22	2.22	57,57,57,57	0
58	MG	1H	3159	1/1	0.83	0.28	2.16	73,73,73,73	0
58	MG	1H	3328	1/1	0.97	0.25	2.15	56,56,56,56	0
58	MG	1H	3165	1/1	0.86	0.24	2.14	60,60,60,60	0
58	MG	14	3140	1/1	0.84	0.23	2.06	69,69,69,69	0
58	MG	13	1638	1/1	0.97	0.25	1.94	62,62,62,62	0
58	MG	1H	3075	1/1	0.83	0.19	1.90	76,76,76,76	0
58	MG	14	3015	1/1	0.76	0.21	1.89	80,80,80,80	0
60	ZN	32	301	1/1	0.93	0.38	1.74	112,112,112,112	0

Continued on next page...

Continued from previous page...

Mol	Type	Chain	Res	Atoms	RSCC	RSR	LLDF	B-factors(\AA^2)	Q<0.9
58	MG	14	3139	1/1	0.98	0.22	1.69	63,63,63,63	0
58	MG	1H	3143	1/1	0.95	0.22	1.62	50,50,50,50	0
58	MG	14	3214	1/1	0.93	0.25	1.57	75,75,75,75	0
58	MG	1H	3510	1/1	0.92	0.25	1.57	51,51,51,51	0
58	MG	14	3096	1/1	0.94	0.24	1.48	73,73,73,73	0
58	MG	14	3212	1/1	0.96	0.17	1.32	75,75,75,75	0
58	MG	1H	3223	1/1	0.91	0.27	1.32	60,60,60,60	0
58	MG	1H	3030	1/1	0.82	0.21	1.28	67,67,67,67	0
58	MG	1G	1623	1/1	0.99	0.22	1.27	91,91,91,91	0
58	MG	1H	3133	1/1	0.80	0.23	1.26	53,53,53,53	0
58	MG	14	3021	1/1	0.97	0.23	1.18	73,73,73,73	0
58	MG	13	1626	1/1	0.96	0.33	1.05	90,90,90,90	0
58	MG	14	3100	1/1	0.98	0.23	0.99	66,66,66,66	0
58	MG	14	3013	1/1	0.99	0.25	0.95	56,56,56,56	0
58	MG	98	202	1/1	0.76	0.31	0.94	95,95,95,95	0
58	MG	14	3133	1/1	0.99	0.21	0.87	77,77,77,77	0
58	MG	16	204	1/1	0.83	0.19	0.85	67,67,67,67	0
58	MG	1G	1649	1/1	0.84	0.23	0.80	101,101,101,101	0
58	MG	1H	3202	1/1	0.87	0.24	0.65	58,58,58,58	0
60	ZN	C5	202	1/1	0.59	0.19	0.63	181,181,181,181	0
59	PAR	1G	1697	42/42	0.96	0.19	0.63	75,80,88,91	0
58	MG	29	304	1/1	0.56	0.28	0.62	95,95,95,95	0
58	MG	1H	3493	1/1	0.90	0.22	0.60	79,79,79,79	0
58	MG	11	304	1/1	0.78	0.26	0.54	73,73,73,73	0
58	MG	14	3079	1/1	0.98	0.20	0.54	73,73,73,73	0
58	MG	13	1662	1/1	0.90	0.29	0.39	115,115,115,115	0
58	MG	14	3028	1/1	0.93	0.17	0.30	99,99,99,99	0
58	MG	13	1616	1/1	0.94	0.22	0.25	65,65,65,65	0
58	MG	14	3005	1/1	0.97	0.28	0.25	60,60,60,60	0
58	MG	14	3148	1/1	0.83	0.19	0.25	65,65,65,65	0
58	MG	13	1667	1/1	0.95	0.22	0.23	82,82,82,82	0
58	MG	14	3246	1/1	0.92	0.16	0.23	85,85,85,85	0
58	MG	14	3072	1/1	0.97	0.22	0.20	74,74,74,74	0
58	MG	11	301	1/1	0.83	0.26	0.19	50,50,50,50	0
58	MG	14	3395	1/1	0.92	0.24	0.19	75,75,75,75	0
58	MG	14	3392	1/1	0.77	0.23	0.01	77,77,77,77	0
58	MG	78	201	1/1	0.87	0.25	0.00	80,80,80,80	0
58	MG	14	3082	1/1	0.79	0.23	0.00	63,63,63,63	0
58	MG	14	3045	1/1	0.75	0.27	-0.04	70,70,70,70	0
58	MG	1H	3073	1/1	0.95	0.24	-0.16	73,73,73,73	0
58	MG	14	3204	1/1	0.92	0.23	-0.18	63,63,63,63	0
58	MG	14	3085	1/1	0.95	0.21	-0.18	52,52,52,52	0

Continued on next page...

Continued from previous page...

Mol	Type	Chain	Res	Atoms	RSCC	RSR	LLDF	B-factors(\AA^2)	Q<0.9
58	MG	1H	3376	1/1	0.87	0.18	-0.19	67,67,67,67	0
58	MG	1H	3139	1/1	0.95	0.25	-0.19	52,52,52,52	0
58	MG	1H	3077	1/1	0.82	0.18	-0.20	54,54,54,54	0
58	MG	1G	1644	1/1	0.95	0.21	-0.20	110,110,110,110	0
58	MG	13	1645	1/1	0.96	0.26	-0.21	69,69,69,69	0
58	MG	13	1613	1/1	0.95	0.27	-0.23	83,83,83,83	0
58	MG	13	1601	1/1	0.99	0.20	-0.27	52,52,52,52	0
58	MG	2I	201	1/1	0.95	0.17	-0.29	77,77,77,77	0
58	MG	14	3113	1/1	0.97	0.23	-0.30	62,62,62,62	0
58	MG	1H	3149	1/1	0.93	0.22	-0.31	61,61,61,61	0
58	MG	1H	3103	1/1	0.97	0.20	-0.35	58,58,58,58	0
58	MG	2K	101	1/1	0.94	0.22	-0.37	66,66,66,66	0
58	MG	14	3061	1/1	0.98	0.20	-0.42	58,58,58,58	0
58	MG	14	3173	1/1	0.89	0.17	-0.43	79,79,79,79	0
58	MG	G8	201	1/1	0.98	0.21	-0.47	73,73,73,73	0
58	MG	14	3115	1/1	0.90	0.27	-0.48	66,66,66,66	0
58	MG	1J	203	1/1	0.97	0.18	-0.53	100,100,100,100	0
58	MG	1G	1667	1/1	0.91	0.21	-0.54	92,92,92,92	0
58	MG	1G	1645	1/1	0.96	0.19	-0.55	142,142,142,142	0
58	MG	14	3156	1/1	0.92	0.20	-0.55	63,63,63,63	0
58	MG	1H	3267	1/1	0.75	0.17	-0.57	71,71,71,71	0
58	MG	1H	3197	1/1	0.94	0.21	-0.61	63,63,63,63	0
58	MG	5I	102	1/1	0.87	0.26	-0.64	90,90,90,90	0
58	MG	14	3197	1/1	0.93	0.19	-0.67	73,73,73,73	0
58	MG	1H	3220	1/1	0.78	0.17	-0.70	74,74,74,74	0
58	MG	14	3017	1/1	0.95	0.20	-0.71	63,63,63,63	0
60	ZN	G8	202	1/1	0.39	0.17	-0.72	164,164,164,164	0
58	MG	1H	3125	1/1	0.98	0.19	-0.81	47,47,47,47	0
58	MG	1G	1663	1/1	0.93	0.14	-0.81	112,112,112,112	0
58	MG	13	1703	1/1	0.91	0.15	-0.82	89,89,89,89	0
60	ZN	5I	103	1/1	0.96	0.18	-0.83	91,91,91,91	0
58	MG	1H	3115	1/1	0.96	0.21	-0.88	37,37,37,37	0
58	MG	14	3111	1/1	0.94	0.18	-0.88	92,92,92,92	0
58	MG	13	1724	1/1	0.97	0.11	-0.94	96,96,96,96	0
58	MG	14	3163	1/1	0.88	0.17	-0.95	71,71,71,71	0
58	MG	14	3290	1/1	0.89	0.20	-0.97	79,79,79,79	0
58	MG	13	1652	1/1	0.81	0.16	-0.99	85,85,85,85	0
58	MG	14	3279	1/1	0.89	0.15	-1.01	74,74,74,74	0
58	MG	14	3208	1/1	0.94	0.14	-1.04	83,83,83,83	0
58	MG	13	1728	1/1	0.93	0.13	-1.05	95,95,95,95	0
58	MG	29	303	1/1	0.88	0.19	-1.06	73,73,73,73	0
58	MG	14	3218	1/1	0.94	0.15	-1.09	71,71,71,71	0

Continued on next page...

Continued from previous page...

Mol	Type	Chain	Res	Atoms	RSCC	RSR	LLDF	B-factors(\AA^2)	Q<0.9
58	MG	14	3150	1/1	0.95	0.18	-1.09	50,50,50,50	0
58	MG	29	301	1/1	0.97	0.21	-1.09	64,64,64,64	0
58	MG	1H	3264	1/1	0.92	0.18	-1.11	67,67,67,67	0
58	MG	1H	3183	1/1	0.85	0.18	-1.12	60,60,60,60	0
58	MG	14	3088	1/1	0.99	0.20	-1.12	45,45,45,45	0
58	MG	1G	1655	1/1	0.89	0.24	-1.13	86,86,86,86	0
58	MG	14	3065	1/1	0.97	0.18	-1.14	62,62,62,62	0
58	MG	13	1630	1/1	0.87	0.16	-1.19	67,67,67,67	0
58	MG	14	3081	1/1	0.95	0.21	-1.19	80,80,80,80	0
58	MG	14	3099	1/1	0.95	0.17	-1.19	55,55,55,55	0
58	MG	14	3201	1/1	0.87	0.19	-1.19	69,69,69,69	0
58	MG	1H	3044	1/1	0.87	0.22	-1.20	61,61,61,61	0
58	MG	1H	3167	1/1	0.98	0.20	-1.22	56,56,56,56	0
58	MG	14	3080	1/1	0.97	0.21	-1.24	62,62,62,62	0
60	ZN	5A	101	1/1	0.91	0.12	-1.24	143,143,143,143	0
58	MG	1H	3488	1/1	0.90	0.10	-1.25	69,69,69,69	0
58	MG	14	3354	1/1	0.93	0.15	-1.29	56,56,56,56	0
58	MG	2L	101	1/1	0.99	0.15	-1.29	88,88,88,88	0
58	MG	2A	201	1/1	0.88	0.13	-1.29	91,91,91,91	0
58	MG	3E	301	1/1	0.86	0.14	-1.31	109,109,109,109	0
58	MG	1G	1669	1/1	0.95	0.12	-1.32	80,80,80,80	0
58	MG	1H	3107	1/1	0.96	0.18	-1.32	52,52,52,52	0
58	MG	5I	101	1/1	0.69	0.21	-1.36	81,81,81,81	0
58	MG	1H	3455	1/1	0.95	0.15	-1.37	66,66,66,66	0
58	MG	13	1685	1/1	0.97	0.18	-1.38	74,74,74,74	0
58	MG	1H	3118	1/1	0.91	0.17	-1.42	53,53,53,53	0
58	MG	13	1619	1/1	0.98	0.15	-1.43	75,75,75,75	0
58	MG	88	201	1/1	0.92	0.16	-1.49	84,84,84,84	0
58	MG	55	201	1/1	0.97	0.18	-1.52	58,58,58,58	0
58	MG	1H	3369	1/1	0.95	0.18	-1.52	55,55,55,55	0
58	MG	1H	3199	1/1	0.87	0.19	-1.53	44,44,44,44	0
58	MG	1H	3002	1/1	0.99	0.21	-1.54	60,60,60,60	0
58	MG	1H	3124	1/1	0.95	0.18	-1.54	39,39,39,39	0
58	MG	13	1687	1/1	0.87	0.21	-1.54	98,98,98,98	0
58	MG	1H	3094	1/1	0.93	0.21	-1.56	54,54,54,54	0
58	MG	1H	3288	1/1	0.92	0.18	-1.60	58,58,58,58	0
58	MG	1H	3406	1/1	0.94	0.19	-1.63	49,49,49,49	0
58	MG	1G	1624	1/1	0.90	0.14	-1.63	85,85,85,85	0
58	MG	1H	3168	1/1	0.96	0.20	-1.65	64,64,64,64	0
58	MG	14	3225	1/1	0.95	0.20	-1.67	57,57,57,57	0
58	MG	1H	3457	1/1	0.83	0.15	-1.69	82,82,82,82	0
58	MG	1H	3086	1/1	0.98	0.19	-1.69	54,54,54,54	0

Continued on next page...

Continued from previous page...

Mol	Type	Chain	Res	Atoms	RSCC	RSR	LLDF	B-factors(\AA^2)	Q<0.9
58	MG	4I	201	1/1	0.92	0.15	-1.70	67,67,67,67	0
58	MG	1H	3207	1/1	0.90	0.17	-1.74	56,56,56,56	0
58	MG	13	1655	1/1	0.90	0.08	-1.76	77,77,77,77	0
58	MG	1G	1642	1/1	0.94	0.18	-1.77	92,92,92,92	0
58	MG	14	3273	1/1	0.86	0.12	-1.78	62,62,62,62	0
58	MG	1G	1639	1/1	0.98	0.16	-1.80	80,80,80,80	0
58	MG	13	1634	1/1	0.89	0.17	-1.82	47,47,47,47	0
58	MG	14	3257	1/1	0.99	0.17	-1.83	58,58,58,58	0
58	MG	21	302	1/1	0.93	0.17	-1.85	68,68,68,68	0
58	MG	1H	3186	1/1	0.88	0.17	-1.87	74,74,74,74	0
58	MG	1G	1668	1/1	0.88	0.12	-1.88	84,84,84,84	0
58	MG	1G	1688	1/1	0.79	0.10	-1.89	102,102,102,102	0
58	MG	1H	3171	1/1	0.96	0.15	-1.91	58,58,58,58	0
58	MG	1G	1620	1/1	0.92	0.18	-1.92	77,77,77,77	0
58	MG	14	3086	1/1	0.94	0.17	-1.93	67,67,67,67	0
58	MG	13	1679	1/1	0.94	0.15	-1.97	75,75,75,75	0
58	MG	14	3076	1/1	0.85	0.13	-1.98	73,73,73,73	0
58	MG	14	3118	1/1	0.84	0.15	-2.01	72,72,72,72	0
58	MG	14	3300	1/1	0.83	0.20	-2.06	63,63,63,63	0
58	MG	1H	3497	1/1	0.88	0.14	-2.07	42,42,42,42	0
58	MG	1H	3079	1/1	0.92	0.15	-2.07	53,53,53,53	0
58	MG	13	1649	1/1	0.95	0.17	-2.10	79,79,79,79	0
58	MG	14	3094	1/1	0.95	0.12	-2.14	76,76,76,76	0
58	MG	1H	3106	1/1	0.95	0.17	-2.16	49,49,49,49	0
58	MG	1H	3458	1/1	0.94	0.12	-2.17	45,45,45,45	0
58	MG	14	3054	1/1	0.98	0.15	-2.19	51,51,51,51	0
58	MG	1H	3495	1/1	0.94	0.10	-2.20	47,47,47,47	0
58	MG	14	3303	1/1	0.95	0.14	-2.21	53,53,53,53	0
58	MG	1H	3434	1/1	0.89	0.09	-2.21	63,63,63,63	0
58	MG	14	3363	1/1	0.93	0.12	-2.24	54,54,54,54	0
58	MG	14	3219	1/1	0.93	0.18	-2.28	51,51,51,51	0
58	MG	13	1678	1/1	0.93	0.12	-2.32	89,89,89,89	0
58	MG	1H	3400	1/1	0.92	0.20	-2.33	54,54,54,54	0
58	MG	14	3344	1/1	0.94	0.13	-2.34	64,64,64,64	0
58	MG	1G	1618	1/1	0.91	0.17	-2.34	78,78,78,78	0
58	MG	13	1637	1/1	0.96	0.12	-2.35	66,66,66,66	0
58	MG	14	3321	1/1	0.92	0.11	-2.35	55,55,55,55	0
58	MG	1H	3057	1/1	0.98	0.18	-2.38	44,44,44,44	0
58	MG	1G	1608	1/1	0.96	0.16	-2.38	72,72,72,72	0
58	MG	14	3036	1/1	0.95	0.19	-2.39	67,67,67,67	0
58	MG	1H	3395	1/1	0.97	0.14	-2.40	36,36,36,36	0
58	MG	13	1675	1/1	0.79	0.14	-2.40	78,78,78,78	0

Continued on next page...

Continued from previous page...

Mol	Type	Chain	Res	Atoms	RSCC	RSR	LLDF	B-factors(\AA^2)	Q<0.9
58	MG	14	3068	1/1	0.96	0.16	-2.42	60,60,60,60	0
58	MG	14	3349	1/1	0.98	0.14	-2.43	62,62,62,62	0
58	MG	1G	1604	1/1	0.91	0.17	-2.45	98,98,98,98	0
58	MG	1H	3354	1/1	0.88	0.13	-2.49	49,49,49,49	0
58	MG	1H	3331	1/1	0.80	0.15	-2.51	67,67,67,67	0
58	MG	14	3037	1/1	0.96	0.16	-2.54	82,82,82,82	0
58	MG	14	3261	1/1	0.90	0.13	-2.54	84,84,84,84	0
58	MG	14	3160	1/1	0.73	0.14	-2.54	82,82,82,82	0
58	MG	1H	3372	1/1	0.98	0.15	-2.55	64,64,64,64	0
58	MG	1G	1686	1/1	0.96	0.10	-2.57	84,84,84,84	0
58	MG	14	3288	1/1	0.99	0.13	-2.59	78,78,78,78	0
58	MG	14	3132	1/1	0.96	0.15	-2.60	44,44,44,44	0
58	MG	14	3227	1/1	0.83	0.11	-2.64	84,84,84,84	0
58	MG	14	3087	1/1	0.88	0.16	-2.64	48,48,48,48	0
58	MG	1H	3363	1/1	0.97	0.14	-2.65	40,40,40,40	0
58	MG	14	3060	1/1	0.86	0.17	-2.72	58,58,58,58	0
58	MG	13	1740	1/1	0.95	0.10	-2.76	70,70,70,70	0
58	MG	1H	3291	1/1	0.98	0.14	-2.77	86,86,86,86	0
58	MG	14	3188	1/1	0.98	0.11	-2.78	53,53,53,53	0
58	MG	1H	3064	1/1	0.96	0.18	-2.78	43,43,43,43	0
58	MG	13	1717	1/1	0.94	0.07	-2.79	76,76,76,76	0
58	MG	1H	3425	1/1	0.96	0.16	-2.81	49,49,49,49	0
58	MG	14	3238	1/1	0.97	0.11	-2.82	86,86,86,86	0
58	MG	14	3127	1/1	0.94	0.14	-2.82	54,54,54,54	0
58	MG	1H	3355	1/1	0.98	0.14	-2.86	57,57,57,57	0
58	MG	1G	1658	1/1	0.89	0.11	-2.87	92,92,92,92	0
58	MG	14	3172	1/1	0.81	0.13	-2.90	72,72,72,72	0
58	MG	11	302	1/1	0.95	0.12	-2.95	35,35,35,35	0
58	MG	14	3135	1/1	0.97	0.12	-3.04	54,54,54,54	0
58	MG	14	3192	1/1	0.96	0.11	-3.10	59,59,59,59	0
58	MG	14	3375	1/1	0.93	0.11	-3.11	89,89,89,89	0
58	MG	1G	1621	1/1	0.98	0.10	-3.14	90,90,90,90	0
58	MG	1H	3095	1/1	0.93	0.18	-3.15	49,49,49,49	0
58	MG	1H	3491	1/1	0.32	0.13	-3.18	105,105,105,105	0
58	MG	1H	3219	1/1	0.94	0.12	-3.24	70,70,70,70	0
58	MG	14	3206	1/1	0.91	0.15	-3.29	50,50,50,50	0
58	MG	1H	3349	1/1	0.96	0.14	-3.31	40,40,40,40	0
58	MG	14	3318	1/1	0.96	0.10	-3.31	47,47,47,47	0
58	MG	13	1621	1/1	0.97	0.14	-3.32	74,74,74,74	0
58	MG	14	3328	1/1	0.97	0.11	-3.38	49,49,49,49	0
58	MG	14	3333	1/1	0.93	0.13	-3.45	67,67,67,67	0
58	MG	1H	3189	1/1	0.96	0.14	-3.50	61,61,61,61	0

Continued on next page...

Continued from previous page...

Mol	Type	Chain	Res	Atoms	RSCC	RSR	LLDF	B-factors(\AA^2)	Q<0.9
58	MG	14	3307	1/1	0.93	0.12	-3.51	49,49,49,49	0
58	MG	14	3070	1/1	0.91	0.11	-3.54	79,79,79,79	0
58	MG	14	3356	1/1	0.98	0.08	-3.58	65,65,65,65	0
58	MG	14	3323	1/1	0.97	0.10	-3.63	65,65,65,65	0
58	MG	14	3355	1/1	0.94	0.09	-3.75	64,64,64,64	0
58	MG	1H	3405	1/1	0.99	0.11	-3.81	43,43,43,43	0
58	MG	14	3341	1/1	0.98	0.14	-3.81	41,41,41,41	0
58	MG	1H	3404	1/1	0.98	0.15	-3.83	48,48,48,48	0
58	MG	1H	3469	1/1	0.75	0.10	-3.92	99,99,99,99	0
58	MG	13	1672	1/1	0.89	0.10	-3.95	72,72,72,72	0
58	MG	14	3018	1/1	0.92	0.16	-3.99	50,50,50,50	0
58	MG	1G	1617	1/1	0.97	0.12	-4.05	74,74,74,74	0
58	MG	13	1699	1/1	0.80	0.14	-4.07	61,61,61,61	0
58	MG	14	3340	1/1	0.95	0.09	-4.17	67,67,67,67	0
58	MG	14	3191	1/1	0.91	0.12	-4.20	70,70,70,70	0
58	MG	14	3187	1/1	0.96	0.14	-4.36	47,47,47,47	0
58	MG	14	3345	1/1	0.99	0.14	-4.37	51,51,51,51	0
58	MG	1H	3062	1/1	0.98	0.17	-4.39	44,44,44,44	0
58	MG	1H	3090	1/1	0.99	0.11	-4.44	37,37,37,37	0
58	MG	14	3353	1/1	0.92	0.12	-4.47	82,82,82,82	0
58	MG	14	3210	1/1	0.97	0.14	-4.49	51,51,51,51	0
58	MG	14	3319	1/1	0.96	0.16	-4.49	65,65,65,65	0
58	MG	1H	3336	1/1	0.97	0.13	-4.52	62,62,62,62	0
58	MG	14	3154	1/1	0.91	0.12	-4.54	68,68,68,68	0
58	MG	14	3331	1/1	0.97	0.09	-4.63	56,56,56,56	0
58	MG	1H	3383	1/1	0.88	0.12	-4.65	61,61,61,61	0
58	MG	14	3196	1/1	0.89	0.13	-4.66	65,65,65,65	0
58	MG	14	3326	1/1	0.91	0.16	-4.69	61,61,61,61	0
58	MG	1H	3352	1/1	0.92	0.13	-4.69	45,45,45,45	0
58	MG	1H	3442	1/1	0.99	0.14	-4.71	54,54,54,54	0
58	MG	1H	3483	1/1	0.97	0.07	-4.72	90,90,90,90	0
58	MG	1H	3502	1/1	0.98	0.11	-4.78	66,66,66,66	0
58	MG	13	1640	1/1	0.98	0.10	-4.80	64,64,64,64	0
58	MG	1H	3499	1/1	0.71	0.08	-4.80	105,105,105,105	0
58	MG	13	1731	1/1	0.99	0.10	-4.83	68,68,68,68	0
58	MG	14	3091	1/1	0.94	0.12	-4.92	57,57,57,57	0
58	MG	1G	1613	1/1	0.91	0.08	-4.92	87,87,87,87	0
58	MG	13	1683	1/1	0.84	0.12	-5.01	76,76,76,76	0
58	MG	14	3337	1/1	0.67	0.10	-5.04	73,73,73,73	0
58	MG	1G	1610	1/1	0.89	0.10	-5.14	88,88,88,88	0
58	MG	1H	3382	1/1	0.94	0.09	-5.16	71,71,71,71	0
58	MG	13	1633	1/1	0.89	0.15	-5.19	49,49,49,49	0

Continued on next page...

Continued from previous page...

Mol	Type	Chain	Res	Atoms	RSCC	RSR	LLDF	B-factors(\AA^2)	Q<0.9
58	MG	14	3342	1/1	0.97	0.09	-5.24	49,49,49,49	0
58	MG	1G	1685	1/1	0.86	0.11	-5.26	88,88,88,88	0
58	MG	13	1735	1/1	0.96	0.12	-5.30	84,84,84,84	0
58	MG	14	3286	1/1	0.84	0.14	-5.31	71,71,71,71	0
58	MG	1H	3110	1/1	0.90	0.13	-5.32	45,45,45,45	0
58	MG	1H	3447	1/1	0.92	0.14	-5.32	55,55,55,55	0
58	MG	1H	3393	1/1	0.94	0.10	-5.43	58,58,58,58	0
58	MG	14	3364	1/1	0.95	0.08	-5.44	75,75,75,75	0
58	MG	1H	3364	1/1	0.96	0.14	-5.46	47,47,47,47	0
58	MG	1H	3362	1/1	0.97	0.15	-5.46	41,41,41,41	0
58	MG	1G	1693	1/1	0.98	0.12	-5.51	82,82,82,82	0
58	MG	1H	3312	1/1	0.94	0.13	-5.62	73,73,73,73	0
58	MG	14	3336	1/1	0.98	0.10	-5.65	60,60,60,60	0
58	MG	1H	3461	1/1	0.96	0.13	-5.72	51,51,51,51	0
58	MG	14	3396	1/1	0.94	0.11	-5.72	53,53,53,53	0
58	MG	13	1681	1/1	0.95	0.11	-5.75	66,66,66,66	0
58	MG	1H	3209	1/1	0.89	0.10	-5.97	57,57,57,57	0
58	MG	1H	3398	1/1	0.88	0.10	-6.00	57,57,57,57	0
58	MG	1H	3450	1/1	0.96	0.10	-6.02	62,62,62,62	0
58	MG	14	3398	1/1	0.91	0.09	-6.02	70,70,70,70	0
58	MG	13	1725	1/1	0.88	0.08	-6.09	77,77,77,77	0
58	MG	1H	3408	1/1	0.96	0.15	-6.19	49,49,49,49	0
58	MG	14	3149	1/1	0.98	0.10	-6.25	62,62,62,62	0
58	MG	1H	3204	1/1	0.88	0.14	-6.28	41,41,41,41	0
58	MG	13	1719	1/1	0.97	0.10	-6.46	67,67,67,67	0
58	MG	1H	3201	1/1	0.96	0.16	-6.50	41,41,41,41	0
58	MG	14	3297	1/1	0.90	0.09	-6.52	75,75,75,75	0
58	MG	1H	3367	1/1	0.95	0.10	-6.54	54,54,54,54	0
58	MG	14	3384	1/1	0.98	0.07	-6.63	68,68,68,68	0
58	MG	1H	3109	1/1	0.90	0.10	-6.66	46,46,46,46	0
58	MG	1H	3452	1/1	0.95	0.08	-6.72	74,74,74,74	0
58	MG	14	3391	1/1	0.90	0.09	-6.75	97,97,97,97	0
58	MG	14	3371	1/1	0.92	0.08	-6.78	79,79,79,79	0
58	MG	14	3305	1/1	0.94	0.09	-7.04	69,69,69,69	0
58	MG	13	1641	1/1	0.93	0.11	-7.11	69,69,69,69	0
58	MG	14	3339	1/1	0.95	0.09	-7.11	62,62,62,62	0
58	MG	1H	3410	1/1	0.96	0.10	-7.30	33,33,33,33	0
58	MG	1H	3350	1/1	0.97	0.09	-7.70	51,51,51,51	0
58	MG	1H	3507	1/1	0.95	0.10	-7.72	43,43,43,43	0
58	MG	1G	1673	1/1	0.97	0.09	-7.75	92,92,92,92	0
58	MG	1H	3117	1/1	0.98	0.14	-7.85	43,43,43,43	0
58	MG	13	1743	1/1	0.94	0.07	-7.95	60,60,60,60	0

Continued on next page...

Continued from previous page...

Mol	Type	Chain	Res	Atoms	RSCC	RSR	LLDF	B-factors(\AA^2)	Q<0.9
58	MG	1G	1694	1/1	0.99	0.12	-7.99	67,67,67,67	0
58	MG	13	1722	1/1	0.94	0.10	-8.02	76,76,76,76	0
58	MG	1H	3416	1/1	0.96	0.11	-8.05	67,67,67,67	0
58	MG	1H	3409	1/1	0.98	0.11	-8.05	41,41,41,41	0
58	MG	1H	3412	1/1	0.96	0.09	-8.25	50,50,50,50	0
58	MG	1H	3080	1/1	0.87	0.14	-8.26	56,56,56,56	0
58	MG	1H	3456	1/1	0.95	0.08	-8.26	80,80,80,80	0
58	MG	1H	3359	1/1	0.93	0.13	-8.32	60,60,60,60	0
58	MG	1H	3496	1/1	0.92	0.12	-8.42	59,59,59,59	0
58	MG	1H	3411	1/1	0.98	0.13	-8.51	46,46,46,46	0
58	MG	14	3316	1/1	0.98	0.10	-8.66	62,62,62,62	0
58	MG	14	3304	1/1	0.98	0.11	-8.67	50,50,50,50	0
58	MG	14	3306	1/1	0.99	0.12	-8.76	52,52,52,52	0
58	MG	1H	3508	1/1	0.91	0.12	-8.85	55,55,55,55	0
58	MG	1H	3222	1/1	0.93	0.11	-8.93	58,58,58,58	0
58	MG	1H	3129	1/1	0.96	0.09	-9.09	63,63,63,63	0
58	MG	1H	3399	1/1	0.99	0.10	-9.14	52,52,52,52	0
58	MG	1H	3512	1/1	0.97	0.09	-9.15	44,44,44,44	0
58	MG	1H	3517	1/1	0.96	0.13	-9.76	57,57,57,57	0
58	MG	1H	3365	1/1	0.99	0.10	-10.30	44,44,44,44	0
58	MG	1H	3419	1/1	0.99	0.10	-10.56	47,47,47,47	0
58	MG	1H	3445	1/1	0.99	0.11	-10.57	44,44,44,44	0
58	MG	14	3338	1/1	0.81	0.12	-10.62	74,74,74,74	0
58	MG	14	3313	1/1	0.96	0.08	-10.72	48,48,48,48	0
58	MG	1H	3505	1/1	0.95	0.09	-10.76	41,41,41,41	0
58	MG	1H	3127	1/1	0.90	0.12	-10.80	50,50,50,50	0
58	MG	1H	3427	1/1	0.99	0.12	-10.84	41,41,41,41	0
58	MG	1H	3378	1/1	0.91	0.09	-11.15	79,79,79,79	0
58	MG	14	3401	1/1	0.98	0.08	-11.27	45,45,45,45	0
58	MG	1H	3509	1/1	0.86	0.12	-11.54	68,68,68,68	0
58	MG	1H	3451	1/1	0.97	0.10	-11.63	55,55,55,55	0
58	MG	1H	3155	1/1	0.80	0.10	-11.63	58,58,58,58	0
58	MG	1H	3385	1/1	0.98	0.12	-11.80	45,45,45,45	0
58	MG	1H	3377	1/1	0.96	0.09	-14.25	61,61,61,61	0
58	MG	14	3327	1/1	0.96	0.06	-16.41	58,58,58,58	0
58	MG	1H	3482	1/1	0.97	0.10	-17.91	54,54,54,54	0
58	MG	1H	3177	1/1	0.77	0.39	-	86,86,86,86	0
58	MG	1H	3391	1/1	0.97	0.05	-	60,60,60,60	0
58	MG	13	1727	1/1	0.95	0.09	-	55,55,55,55	0
58	MG	14	3256	1/1	0.94	0.42	-	57,57,57,57	0
58	MG	1H	3433	1/1	0.98	0.04	-	73,73,73,73	0
58	MG	1H	3140	1/1	0.97	0.30	-	69,69,69,69	0

Continued on next page...

Continued from previous page...

Mol	Type	Chain	Res	Atoms	RSCC	RSR	LLDF	B-factors(\AA^2)	Q<0.9
58	MG	14	3236	1/1	0.85	0.21	-	86,86,86,86	0
58	MG	1G	1654	1/1	0.96	0.23	-	85,85,85,85	0
58	MG	1H	3252	1/1	0.86	0.15	-	60,60,60,60	0
58	MG	1H	3258	1/1	0.76	0.23	-	64,64,64,64	0
58	MG	14	3106	1/1	0.92	0.19	-	62,62,62,62	0
58	MG	1H	3055	1/1	0.96	0.31	-	85,85,85,85	0
58	MG	1H	3254	1/1	0.74	0.43	-	78,78,78,78	0
58	MG	13	1654	1/1	0.89	0.15	-	76,76,76,76	0
58	MG	14	3157	1/1	0.94	0.15	-	71,71,71,71	0
58	MG	1H	3213	1/1	0.95	0.15	-	43,43,43,43	0
58	MG	14	3125	1/1	0.96	0.20	-	70,70,70,70	0
58	MG	1H	3471	1/1	0.90	0.08	-	63,63,63,63	0
58	MG	14	3168	1/1	0.84	0.32	-	92,92,92,92	0
58	MG	14	3312	1/1	0.94	0.12	-	88,88,88,88	0
58	MG	14	3110	1/1	0.93	0.10	-	55,55,55,55	0
58	MG	13	1612	1/1	0.93	0.29	-	89,89,89,89	0
58	MG	14	3020	1/1	0.76	0.15	-	75,75,75,75	0
58	MG	1H	3040	1/1	0.81	0.47	-	76,76,76,76	0
58	MG	14	3198	1/1	0.94	0.26	-	94,94,94,94	0
58	MG	14	3357	1/1	0.96	0.10	-	69,69,69,69	0
58	MG	1G	1632	1/1	0.94	0.30	-	83,83,83,83	0
58	MG	14	3055	1/1	0.98	0.21	-	54,54,54,54	0
58	MG	13	1695	1/1	0.93	0.19	-	83,83,83,83	0
58	MG	1G	1619	1/1	0.93	0.24	-	92,92,92,92	0
58	MG	14	3064	1/1	0.97	0.20	-	86,86,86,86	0
58	MG	4K	101	1/1	0.92	0.21	-	73,73,73,73	0
58	MG	14	3016	1/1	0.88	0.33	-	91,91,91,91	0
58	MG	2K	105	1/1	0.92	0.06	-	81,81,81,81	0
58	MG	1H	3418	1/1	0.95	0.10	-	70,70,70,70	0
58	MG	1G	1634	1/1	0.95	0.15	-	84,84,84,84	0
58	MG	1H	3151	1/1	0.95	0.28	-	73,73,73,73	0
58	MG	1G	1602	1/1	0.90	0.20	-	93,93,93,93	0
58	MG	1H	3154	1/1	0.85	0.19	-	59,59,59,59	0
58	MG	1H	3329	1/1	0.87	0.33	-	85,85,85,85	0
58	MG	1H	3477	1/1	0.99	0.18	-	62,62,62,62	0
58	MG	14	3092	1/1	0.98	0.16	-	48,48,48,48	0
58	MG	1H	3283	1/1	0.80	0.24	-	73,73,73,73	0
58	MG	13	1629	1/1	0.96	0.24	-	69,69,69,69	0
58	MG	1H	3087	1/1	0.98	0.22	-	75,75,75,75	0
58	MG	1H	3136	1/1	0.84	0.18	-	73,73,73,73	0
58	MG	1H	3294	1/1	0.89	0.69	-	61,61,61,61	0
58	MG	1H	3010	1/1	0.77	0.40	-	87,87,87,87	0

Continued on next page...

Continued from previous page...

Mol	Type	Chain	Res	Atoms	RSCC	RSR	LLDF	B-factors(\AA^2)	Q<0.9
58	MG	1H	3514	1/1	0.85	0.09	-	77,77,77,77	0
58	MG	1H	3215	1/1	0.93	0.12	-	60,60,60,60	0
58	MG	14	3365	1/1	0.91	0.19	-	83,83,83,83	0
58	MG	14	3242	1/1	0.84	0.20	-	78,78,78,78	0
58	MG	14	3083	1/1	0.94	0.18	-	88,88,88,88	0
58	MG	1G	1629	1/1	0.96	0.28	-	96,96,96,96	0
58	MG	14	3235	1/1	0.92	0.19	-	80,80,80,80	0
58	MG	J5	101	1/1	0.96	0.11	-	52,52,52,52	0
58	MG	1H	3431	1/1	0.81	0.10	-	94,94,94,94	0
58	MG	14	3195	1/1	0.89	0.24	-	70,70,70,70	0
58	MG	1H	3192	1/1	0.82	0.17	-	71,71,71,71	0
58	MG	1G	1652	1/1	0.96	0.19	-	81,81,81,81	0
58	MG	1G	1690	1/1	0.96	0.12	-	104,104,104,104	0
58	MG	14	3362	1/1	0.93	0.06	-	56,56,56,56	0
58	MG	1G	1677	1/1	0.88	0.14	-	97,97,97,97	0
58	MG	1H	3446	1/1	0.98	0.09	-	59,59,59,59	0
58	MG	14	3052	1/1	0.98	0.23	-	59,59,59,59	0
58	MG	I8	101	1/1	0.92	0.08	-	56,56,56,56	0
58	MG	1G	1660	1/1	0.72	0.30	-	98,98,98,98	0
58	MG	1H	3448	1/1	0.90	0.09	-	51,51,51,51	0
58	MG	14	3302	1/1	0.98	0.24	-	83,83,83,83	0
58	MG	14	3405	1/1	0.95	0.18	-	75,75,75,75	0
58	MG	14	3059	1/1	0.95	0.13	-	55,55,55,55	0
58	MG	1H	3467	1/1	0.95	0.18	-	69,69,69,69	0
58	MG	13	1610	1/1	0.93	0.20	-	66,66,66,66	0
58	MG	1G	1641	1/1	0.99	0.13	-	98,98,98,98	0
58	MG	1G	1611	1/1	0.94	0.10	-	91,91,91,91	0
58	MG	3L	101	1/1	0.78	0.25	-	99,99,99,99	0
58	MG	1H	3098	1/1	0.85	0.41	-	71,71,71,71	0
58	MG	16	208	1/1	0.92	0.29	-	77,77,77,77	0
58	MG	14	3335	1/1	0.94	0.16	-	80,80,80,80	0
58	MG	13	1631	1/1	0.97	0.23	-	82,82,82,82	0
58	MG	14	3301	1/1	0.94	0.15	-	87,87,87,87	0
58	MG	1G	1681	1/1	0.90	0.22	-	75,75,75,75	0
58	MG	14	3281	1/1	0.87	0.30	-	84,84,84,84	0
58	MG	1G	1672	1/1	0.91	0.26	-	88,88,88,88	0
58	MG	1H	3321	1/1	0.79	0.26	-	72,72,72,72	0
58	MG	1H	3323	1/1	0.95	0.34	-	78,78,78,78	0
58	MG	1H	3311	1/1	0.88	0.31	-	81,81,81,81	0
58	MG	14	3385	1/1	0.81	0.12	-	91,91,91,91	0
58	MG	1H	3093	1/1	0.98	0.20	-	53,53,53,53	0
58	MG	1H	3108	1/1	0.96	0.12	-	50,50,50,50	0

Continued on next page...

Continued from previous page...

Mol	Type	Chain	Res	Atoms	RSCC	RSR	LLDF	B-factors(\AA^2)	Q<0.9
58	MG	1H	3390	1/1	0.95	0.12	-	56,56,56,56	0
58	MG	1H	3489	1/1	0.98	0.17	-	53,53,53,53	0
58	MG	1H	3473	1/1	0.92	0.07	-	85,85,85,85	0
58	MG	1H	3402	1/1	0.96	0.09	-	53,53,53,53	0
58	MG	1H	3035	1/1	0.79	0.37	-	89,89,89,89	0
58	MG	2I	301	1/1	0.97	0.27	-	54,54,54,54	0
58	MG	14	3006	1/1	0.98	0.21	-	62,62,62,62	0
58	MG	1H	3463	1/1	0.92	0.15	-	66,66,66,66	0
58	MG	14	3084	1/1	0.92	0.10	-	81,81,81,81	0
58	MG	14	3262	1/1	0.98	0.07	-	78,78,78,78	0
58	MG	14	3243	1/1	0.88	0.36	-	70,70,70,70	0
58	MG	13	1742	1/1	0.92	0.20	-	95,95,95,95	0
58	MG	1H	3163	1/1	0.93	0.28	-	65,65,65,65	0
58	MG	1H	3138	1/1	0.85	0.14	-	65,65,65,65	0
58	MG	1H	3360	1/1	0.99	0.12	-	46,46,46,46	0
58	MG	1H	3396	1/1	0.97	0.07	-	69,69,69,69	0
58	MG	14	3253	1/1	0.87	0.18	-	151,151,151,151	0
58	MG	14	3215	1/1	0.88	0.09	-	73,73,73,73	0
58	MG	13	1723	1/1	0.83	0.13	-	70,70,70,70	0
58	MG	1H	3438	1/1	0.98	0.14	-	55,55,55,55	0
58	MG	14	3207	1/1	0.96	0.12	-	68,68,68,68	0
58	MG	14	3291	1/1	0.98	0.18	-	70,70,70,70	0
58	MG	13	1660	1/1	0.94	0.30	-	86,86,86,86	0
58	MG	14	3007	1/1	0.93	0.33	-	68,68,68,68	0
58	MG	13	1747	1/1	0.94	0.07	-	96,96,96,96	0
58	MG	14	3129	1/1	0.92	0.25	-	69,69,69,69	0
58	MG	14	3251	1/1	0.88	0.30	-	84,84,84,84	0
58	MG	1H	3011	1/1	0.91	0.13	-	72,72,72,72	0
58	MG	14	3178	1/1	0.55	0.25	-	88,88,88,88	0
58	MG	13	1739	1/1	0.88	0.07	-	85,85,85,85	0
58	MG	1H	3043	1/1	0.81	0.22	-	77,77,77,77	0
58	MG	14	3097	1/1	0.93	0.21	-	77,77,77,77	0
58	MG	1J	202	1/1	0.82	0.34	-	88,88,88,88	0
58	MG	1H	3356	1/1	0.99	0.12	-	52,52,52,52	0
58	MG	14	3351	1/1	0.97	0.18	-	87,87,87,87	0
58	MG	1H	3036	1/1	0.93	0.30	-	65,65,65,65	0
58	MG	13	1686	1/1	0.92	0.19	-	80,80,80,80	0
58	MG	1G	1636	1/1	0.81	0.38	-	106,106,106,106	0
58	MG	14	3271	1/1	0.75	0.19	-	86,86,86,86	0
58	MG	1H	3246	1/1	0.83	0.27	-	75,75,75,75	0
58	MG	14	3089	1/1	0.94	0.24	-	81,81,81,81	0
58	MG	14	3008	1/1	0.96	0.19	-	65,65,65,65	0

Continued on next page...

Continued from previous page...

Mol	Type	Chain	Res	Atoms	RSCC	RSR	LLDF	B-factors(\AA^2)	Q<0.9
58	MG	14	3394	1/1	0.92	0.12	-	53,53,53,53	0
58	MG	14	3315	1/1	0.97	0.16	-	57,57,57,57	0
58	MG	1H	3119	1/1	0.85	0.33	-	91,91,91,91	0
58	MG	1H	3303	1/1	0.76	0.21	-	76,76,76,76	0
58	MG	14	3277	1/1	0.87	0.13	-	104,104,104,104	0
58	MG	1H	3216	1/1	0.94	0.27	-	71,71,71,71	0
58	MG	1H	3230	1/1	0.90	0.52	-	91,91,91,91	0
58	MG	1H	3081	1/1	0.70	0.33	-	90,90,90,90	0
58	MG	13	1604	1/1	0.98	0.41	-	81,81,81,81	0
58	MG	1H	3188	1/1	0.83	0.31	-	73,73,73,73	0
58	MG	1H	3310	1/1	0.56	0.46	-	105,105,105,105	0
58	MG	1H	3394	1/1	0.94	0.15	-	70,70,70,70	0
58	MG	1H	3436	1/1	0.92	0.09	-	67,67,67,67	0
58	MG	14	3205	1/1	0.94	0.16	-	58,58,58,58	0
58	MG	1H	3481	1/1	0.92	0.09	-	132,132,132,132	0
58	MG	1H	3019	1/1	0.68	0.25	-	85,85,85,85	0
58	MG	1H	3104	1/1	0.96	0.17	-	68,68,68,68	0
58	MG	1H	3169	1/1	0.89	0.37	-	85,85,85,85	0
58	MG	1H	3208	1/1	0.74	0.22	-	70,70,70,70	0
58	MG	14	3388	1/1	0.96	0.10	-	79,79,79,79	0
58	MG	14	3009	1/1	0.93	0.15	-	66,66,66,66	0
58	MG	1H	3065	1/1	0.98	0.21	-	43,43,43,43	0
58	MG	1H	3099	1/1	0.98	0.33	-	63,63,63,63	0
58	MG	14	3181	1/1	0.88	0.28	-	79,79,79,79	0
58	MG	14	3144	1/1	0.76	0.34	-	81,81,81,81	0
58	MG	16	203	1/1	0.75	0.23	-	81,81,81,81	0
58	MG	14	3216	1/1	0.88	0.08	-	63,63,63,63	0
58	MG	1G	1656	1/1	0.92	0.14	-	140,140,140,140	0
58	MG	1H	3142	1/1	0.95	0.21	-	39,39,39,39	0
58	MG	14	3334	1/1	0.89	0.09	-	49,49,49,49	0
58	MG	13	1698	1/1	0.92	0.15	-	80,80,80,80	0
58	MG	1G	1684	1/1	0.98	0.09	-	70,70,70,70	0
58	MG	13	1666	1/1	0.66	0.32	-	82,82,82,82	0
58	MG	1H	3116	1/1	0.97	0.37	-	51,51,51,51	0
58	MG	1G	1675	1/1	0.79	0.19	-	90,90,90,90	0
58	MG	14	3267	1/1	0.95	0.14	-	79,79,79,79	0
58	MG	14	3311	1/1	0.98	0.09	-	65,65,65,65	0
58	MG	1H	3260	1/1	0.97	0.22	-	35,35,35,35	0
58	MG	1H	3454	1/1	0.72	0.23	-	67,67,67,67	0
58	MG	14	3107	1/1	0.96	0.21	-	58,58,58,58	0
58	MG	13	1639	1/1	0.96	0.16	-	55,55,55,55	0
58	MG	1H	3053	1/1	0.95	0.37	-	66,66,66,66	0

Continued on next page...

Continued from previous page...

Mol	Type	Chain	Res	Atoms	RSCC	RSR	LLDF	B-factors(\AA^2)	Q<0.9
58	MG	1H	3018	1/1	0.90	0.37	-	73,73,73,73	0
58	MG	14	3031	1/1	0.91	0.20	-	78,78,78,78	0
58	MG	1H	3250	1/1	0.86	0.46	-	86,86,86,86	0
58	MG	13	1615	1/1	0.79	0.34	-	84,84,84,84	0
58	MG	14	3075	1/1	0.86	0.13	-	89,89,89,89	0
58	MG	13	1702	1/1	0.91	0.38	-	81,81,81,81	0
58	MG	14	3359	1/1	0.98	0.08	-	73,73,73,73	0
58	MG	1H	3058	1/1	0.97	0.24	-	36,36,36,36	0
58	MG	1H	3289	1/1	0.89	0.47	-	89,89,89,89	0
58	MG	13	1659	1/1	0.96	0.36	-	68,68,68,68	0
58	MG	1G	1650	1/1	0.91	0.33	-	81,81,81,81	0
58	MG	14	3169	1/1	0.83	0.22	-	92,92,92,92	0
58	MG	1H	3441	1/1	0.99	0.08	-	51,51,51,51	0
58	MG	14	3358	1/1	0.91	0.08	-	82,82,82,82	0
58	MG	1H	3231	1/1	0.94	0.25	-	74,74,74,74	0
58	MG	1H	3243	1/1	0.86	0.27	-	81,81,81,81	0
58	MG	14	3128	1/1	0.98	0.16	-	58,58,58,58	0
58	MG	1H	3290	1/1	0.77	0.24	-	84,84,84,84	0
58	MG	1H	3257	1/1	0.77	0.19	-	69,69,69,69	0
58	MG	1H	3300	1/1	0.95	0.31	-	72,72,72,72	0
58	MG	13	1711	1/1	0.93	0.26	-	76,76,76,76	0
58	MG	1H	3498	1/1	0.96	0.11	-	47,47,47,47	0
58	MG	1H	3037	1/1	0.95	0.30	-	62,62,62,62	0
58	MG	1H	3135	1/1	0.89	0.28	-	61,61,61,61	0
58	MG	1H	3091	1/1	0.90	0.23	-	77,77,77,77	0
58	MG	14	3222	1/1	0.98	0.22	-	75,75,75,75	0
58	MG	14	3182	1/1	0.91	0.24	-	86,86,86,86	0
58	MG	14	3022	1/1	0.93	0.21	-	78,78,78,78	0
58	MG	1G	1671	1/1	0.87	0.18	-	82,82,82,82	0
58	MG	1H	3229	1/1	0.94	0.20	-	50,50,50,50	0
58	MG	13	1694	1/1	0.73	0.23	-	78,78,78,78	0
58	MG	1J	205	1/1	0.85	0.20	-	78,78,78,78	0
58	MG	1H	3340	1/1	0.82	0.35	-	82,82,82,82	0
58	MG	1H	3437	1/1	0.97	0.18	-	54,54,54,54	0
58	MG	1G	1625	1/1	0.85	0.12	-	129,129,129,129	0
58	MG	1H	3284	1/1	0.87	0.25	-	74,74,74,74	0
58	MG	1G	1695	1/1	0.93	0.08	-	96,96,96,96	0
58	MG	14	3090	1/1	0.86	0.15	-	68,68,68,68	0
58	MG	13	1625	1/1	0.94	0.15	-	82,82,82,82	0
58	MG	1H	3388	1/1	0.99	0.08	-	59,59,59,59	0
58	MG	1H	3022	1/1	0.92	0.12	-	88,88,88,88	0
58	MG	1H	3141	1/1	0.94	0.14	-	40,40,40,40	0

Continued on next page...

Continued from previous page...

Mol	Type	Chain	Res	Atoms	RSCC	RSR	LLDF	B-factors(\AA^2)	Q<0.9
58	MG	14	3245	1/1	0.88	0.29	-	77,77,77,77	0
58	MG	14	3004	1/1	0.92	0.23	-	78,78,78,78	0
58	MG	1G	1607	1/1	0.46	0.26	-	85,85,85,85	0
58	MG	14	3233	1/1	0.94	0.10	-	63,63,63,63	0
58	MG	1H	3021	1/1	0.78	0.34	-	68,68,68,68	0
58	MG	14	3062	1/1	0.94	0.35	-	75,75,75,75	0
58	MG	1H	3198	1/1	0.77	0.22	-	70,70,70,70	0
58	MG	14	3159	1/1	0.80	0.11	-	73,73,73,73	0
58	MG	1H	3270	1/1	0.90	0.38	-	77,77,77,77	0
58	MG	88	202	1/1	0.85	0.22	-	64,64,64,64	0
58	MG	1H	3420	1/1	0.94	0.14	-	50,50,50,50	0
58	MG	1H	3050	1/1	0.96	0.27	-	63,63,63,63	0
58	MG	14	3406	1/1	0.73	0.30	-	112,112,112,112	0
58	MG	14	3108	1/1	0.97	0.23	-	50,50,50,50	0
58	MG	13	1709	1/1	0.89	0.32	-	84,84,84,84	0
58	MG	1H	3157	1/1	0.77	0.26	-	84,84,84,84	0
58	MG	14	3276	1/1	0.73	0.31	-	80,80,80,80	0
58	MG	1H	3253	1/1	0.88	0.23	-	76,76,76,76	0
58	MG	14	3142	1/1	0.95	0.36	-	88,88,88,88	0
58	MG	1G	1665	1/1	0.88	0.52	-	127,127,127,127	0
58	MG	1H	3071	1/1	0.95	0.18	-	39,39,39,39	0
58	MG	14	3244	1/1	0.82	0.13	-	68,68,68,68	0
58	MG	14	3366	1/1	0.91	0.10	-	94,94,94,94	0
58	MG	14	3103	1/1	0.95	0.32	-	78,78,78,78	0
58	MG	1H	3052	1/1	0.78	0.33	-	83,83,83,83	0
58	MG	1H	3470	1/1	0.92	0.06	-	73,73,73,73	0
58	MG	14	3372	1/1	0.79	0.11	-	76,76,76,76	0
58	MG	1G	1640	1/1	0.96	0.14	-	83,83,83,83	0
58	MG	1H	3113	1/1	0.86	0.22	-	68,68,68,68	0
58	MG	1H	3059	1/1	0.91	0.26	-	56,56,56,56	0
58	MG	1H	3195	1/1	0.80	0.38	-	81,81,81,81	0
58	MG	14	3367	1/1	0.82	0.07	-	103,103,103,103	0
58	MG	13	1721	1/1	0.88	0.08	-	83,83,83,83	0
58	MG	14	3170	1/1	0.98	0.10	-	84,84,84,84	0
58	MG	1H	3472	1/1	0.91	0.07	-	72,72,72,72	0
58	MG	14	3032	1/1	0.89	0.23	-	82,82,82,82	0
58	MG	13	1646	1/1	0.88	0.26	-	61,61,61,61	0
58	MG	1H	3174	1/1	0.82	0.25	-	70,70,70,70	0
58	MG	14	3217	1/1	0.93	0.17	-	101,101,101,101	0
58	MG	1H	3266	1/1	0.83	0.24	-	91,91,91,91	0
58	MG	13	1606	1/1	0.82	0.43	-	88,88,88,88	0
58	MG	14	3299	1/1	0.84	0.17	-	76,76,76,76	0

Continued on next page...

Continued from previous page...

Mol	Type	Chain	Res	Atoms	RSCC	RSR	LLDF	B-factors(\AA^2)	Q<0.9
58	MG	14	3063	1/1	0.95	0.22	-	70,70,70,70	0
58	MG	13	1700	1/1	0.81	0.30	-	92,92,92,92	0
58	MG	1H	3032	1/1	0.96	0.23	-	82,82,82,82	0
58	MG	14	3229	1/1	0.81	0.34	-	91,91,91,91	0
58	MG	1G	1637	1/1	0.90	0.23	-	79,79,79,79	0
58	MG	14	3289	1/1	0.73	0.16	-	78,78,78,78	0
58	MG	13	1690	1/1	0.94	0.28	-	90,90,90,90	0
58	MG	1H	3016	1/1	0.91	0.41	-	97,97,97,97	0
58	MG	1H	3480	1/1	0.89	0.11	-	88,88,88,88	0
58	MG	14	3322	1/1	0.98	0.06	-	72,72,72,72	0
58	MG	1H	3217	1/1	0.86	0.25	-	54,54,54,54	0
58	MG	1H	3423	1/1	0.90	0.11	-	59,59,59,59	0
58	MG	1H	3389	1/1	0.79	0.07	-	74,74,74,74	0
58	MG	1G	1674	1/1	0.90	0.23	-	98,98,98,98	0
58	MG	14	3260	1/1	0.97	0.20	-	100,100,100,100	0
58	MG	13	1632	1/1	0.96	0.24	-	71,71,71,71	0
58	MG	1H	3407	1/1	0.98	0.12	-	43,43,43,43	0
58	MG	25	201	1/1	0.90	0.48	-	102,102,102,102	0
58	MG	1H	3232	1/1	0.95	0.11	-	72,72,72,72	0
58	MG	1H	3137	1/1	0.77	0.32	-	71,71,71,71	0
58	MG	98	201	1/1	0.89	0.21	-	56,56,56,56	0
58	MG	14	3001	1/1	0.87	0.28	-	89,89,89,89	0
58	MG	16	211	1/1	0.97	0.09	-	70,70,70,70	0
58	MG	14	3275	1/1	0.88	0.18	-	86,86,86,86	0
58	MG	1H	3015	1/1	0.89	0.16	-	73,73,73,73	0
58	MG	1H	3233	1/1	0.92	0.25	-	70,70,70,70	0
58	MG	1H	3145	1/1	0.97	0.38	-	76,76,76,76	0
58	MG	14	3231	1/1	0.86	0.21	-	70,70,70,70	0
58	MG	1H	3440	1/1	0.86	0.09	-	52,52,52,52	0
58	MG	1H	3503	1/1	0.88	0.28	-	73,73,73,73	0
58	MG	14	3298	1/1	0.67	0.13	-	93,93,93,93	0
58	MG	1H	3485	1/1	0.88	0.10	-	87,87,87,87	0
58	MG	1H	3101	1/1	0.92	0.28	-	72,72,72,72	0
58	MG	1H	3261	1/1	0.92	0.21	-	64,64,64,64	0
58	MG	1H	3319	1/1	0.93	0.22	-	83,83,83,83	0
58	MG	1H	3272	1/1	0.82	0.24	-	68,68,68,68	0
58	MG	1G	1696	1/1	0.93	0.04	-	109,109,109,109	0
58	MG	13	1684	1/1	0.67	0.33	-	94,94,94,94	0
58	MG	1H	3315	1/1	0.82	0.32	-	80,80,80,80	0
58	MG	13	1697	1/1	0.98	0.13	-	73,73,73,73	0
58	MG	14	3042	1/1	0.88	0.24	-	87,87,87,87	0
58	MG	2K	102	1/1	0.91	0.15	-	80,80,80,80	0

Continued on next page...

Continued from previous page...

Mol	Type	Chain	Res	Atoms	RSCC	RSR	LLDF	B-factors(\AA^2)	Q<0.9
58	MG	1H	3306	1/1	0.90	0.45	-	78,78,78,78	0
58	MG	1H	3375	1/1	0.95	0.05	-	81,81,81,81	0
58	MG	14	3376	1/1	0.82	0.07	-	119,119,119,119	0
58	MG	14	3067	1/1	0.97	0.15	-	81,81,81,81	0
58	MG	14	3190	1/1	0.86	0.14	-	53,53,53,53	0
58	MG	1H	3161	1/1	0.73	0.13	-	89,89,89,89	0
58	MG	1H	3475	1/1	0.61	0.16	-	109,109,109,109	0
58	MG	1H	3007	1/1	0.84	0.36	-	64,64,64,64	0
58	MG	14	3058	1/1	0.99	0.22	-	58,58,58,58	0
58	MG	1H	3428	1/1	0.90	0.15	-	74,74,74,74	0
58	MG	1H	3027	1/1	0.62	0.25	-	76,76,76,76	0
58	MG	29	302	1/1	0.97	0.20	-	57,57,57,57	0
58	MG	14	3011	1/1	0.91	0.24	-	70,70,70,70	0
58	MG	1H	3244	1/1	0.95	0.38	-	98,98,98,98	0
58	MG	14	3309	1/1	0.98	0.14	-	59,59,59,59	0
58	MG	1G	1687	1/1	0.90	0.09	-	104,104,104,104	0
58	MG	13	1674	1/1	0.94	0.16	-	77,77,77,77	0
58	MG	14	3179	1/1	0.93	0.27	-	72,72,72,72	0
58	MG	14	3280	1/1	0.91	0.40	-	87,87,87,87	0
58	MG	C5	201	1/1	0.92	0.32	-	105,105,105,105	0
58	MG	14	3292	1/1	0.81	0.27	-	84,84,84,84	0
58	MG	14	3241	1/1	0.97	0.28	-	80,80,80,80	0
58	MG	14	3282	1/1	0.86	0.45	-	88,88,88,88	0
58	MG	1H	3275	1/1	0.73	0.35	-	82,82,82,82	0
58	MG	1H	3287	1/1	0.79	0.34	-	77,77,77,77	0
58	MG	13	1738	1/1	0.88	0.07	-	84,84,84,84	0
58	MG	1H	3206	1/1	0.91	0.13	-	54,54,54,54	0
58	MG	14	3130	1/1	0.95	0.29	-	85,85,85,85	0
58	MG	1H	3361	1/1	0.95	0.09	-	64,64,64,64	0
58	MG	14	3109	1/1	0.99	0.19	-	62,62,62,62	0
58	MG	1H	3241	1/1	0.85	0.29	-	71,71,71,71	0
58	MG	13	1746	1/1	0.95	0.07	-	84,84,84,84	0
58	MG	16	201	1/1	0.94	0.41	-	79,79,79,79	0
58	MG	13	1618	1/1	0.94	0.20	-	63,63,63,63	0
58	MG	1H	3285	1/1	0.87	0.12	-	80,80,80,80	0
58	MG	14	3056	1/1	0.99	0.26	-	58,58,58,58	0
58	MG	1H	3381	1/1	0.94	0.16	-	62,62,62,62	0
58	MG	14	3400	1/1	0.87	0.09	-	65,65,65,65	0
58	MG	14	3012	1/1	0.86	0.13	-	69,69,69,69	0
58	MG	1H	3314	1/1	0.67	0.33	-	84,84,84,84	0
58	MG	1H	3132	1/1	0.98	0.27	-	62,62,62,62	0
58	MG	1H	3429	1/1	0.98	0.05	-	72,72,72,72	0

Continued on next page...

Continued from previous page...

Mol	Type	Chain	Res	Atoms	RSCC	RSR	LLDF	B-factors(\AA^2)	Q<0.9
58	MG	14	3145	1/1	0.86	0.33	-	87,87,87,87	0
58	MG	13	1741	1/1	0.99	0.14	-	82,82,82,82	0
58	MG	14	3285	1/1	0.69	0.39	-	104,104,104,104	0
58	MG	13	1718	1/1	0.98	0.09	-	69,69,69,69	0
58	MG	1H	3069	1/1	0.96	0.15	-	52,52,52,52	0
58	MG	1H	3494	1/1	0.91	0.11	-	82,82,82,82	0
58	MG	14	3252	1/1	0.94	0.34	-	91,91,91,91	0
58	MG	14	3166	1/1	0.79	0.35	-	81,81,81,81	0
58	MG	1H	3379	1/1	0.98	0.04	-	72,72,72,72	0
58	MG	14	3143	1/1	0.55	0.46	-	85,85,85,85	0
58	MG	13	1657	1/1	0.92	0.28	-	89,89,89,89	0
58	MG	1G	1678	1/1	0.88	0.29	-	108,108,108,108	0
58	MG	1H	3449	1/1	0.92	0.08	-	74,74,74,74	0
58	MG	14	3105	1/1	0.98	0.27	-	45,45,45,45	0
58	MG	14	3274	1/1	0.81	0.23	-	88,88,88,88	0
58	MG	1H	3193	1/1	0.93	0.14	-	60,60,60,60	0
58	MG	13	1605	1/1	0.94	0.31	-	76,76,76,76	0
58	MG	13	1635	1/1	0.95	0.19	-	48,48,48,48	0
58	MG	1H	3297	1/1	0.85	0.32	-	78,78,78,78	0
58	MG	14	3402	1/1	0.91	0.11	-	76,76,76,76	0
58	MG	14	3390	1/1	0.88	0.12	-	109,109,109,109	0
58	MG	1H	3374	1/1	0.96	0.07	-	90,90,90,90	0
58	MG	1H	3070	1/1	0.96	0.31	-	68,68,68,68	0
58	MG	14	3272	1/1	0.66	0.21	-	85,85,85,85	0
58	MG	13	1648	1/1	0.87	0.36	-	78,78,78,78	0
58	MG	1H	3330	1/1	0.85	0.23	-	75,75,75,75	0
58	MG	1H	3085	1/1	0.95	0.13	-	69,69,69,69	0
58	MG	3E	302	1/1	0.91	0.25	-	108,108,108,108	0
58	MG	3K	101	1/1	0.52	0.23	-	80,80,80,80	0
58	MG	14	3095	1/1	0.96	0.13	-	83,83,83,83	0
58	MG	1H	3453	1/1	0.89	0.08	-	105,105,105,105	0
58	MG	14	3123	1/1	0.84	0.24	-	78,78,78,78	0
58	MG	1H	3017	1/1	0.91	0.41	-	66,66,66,66	0
58	MG	13	1712	1/1	0.82	0.14	-	80,80,80,80	0
58	MG	13	1748	1/1	0.96	0.10	-	82,82,82,82	0
58	MG	14	3034	1/1	0.82	0.27	-	82,82,82,82	0
58	MG	13	1676	1/1	0.93	0.09	-	88,88,88,88	0
58	MG	1K	102	1/1	0.96	0.21	-	72,72,72,72	0
58	MG	1H	3414	1/1	0.93	0.28	-	64,64,64,64	0
58	MG	14	3308	1/1	0.98	0.07	-	46,46,46,46	0
58	MG	14	3024	1/1	0.90	0.27	-	82,82,82,82	0
58	MG	14	3014	1/1	0.93	0.17	-	77,77,77,77	0

Continued on next page...

Continued from previous page...

Mol	Type	Chain	Res	Atoms	RSCC	RSR	LLDF	B-factors(\AA^2)	Q<0.9
58	MG	14	3399	1/1	0.98	0.11	-	77,77,77,77	0
58	MG	14	3048	1/1	0.69	0.23	-	76,76,76,76	0
58	MG	1H	3327	1/1	0.83	0.35	-	77,77,77,77	0
58	MG	14	3263	1/1	0.79	0.29	-	76,76,76,76	0
58	MG	1H	3344	1/1	0.90	0.28	-	70,70,70,70	0
58	MG	14	3114	1/1	0.96	0.36	-	79,79,79,79	0
58	MG	1G	1647	1/1	0.81	0.16	-	94,94,94,94	0
58	MG	13	1643	1/1	0.88	0.35	-	78,78,78,78	0
58	MG	1G	1627	1/1	0.93	0.18	-	88,88,88,88	0
58	MG	1H	3274	1/1	0.91	0.29	-	83,83,83,83	0
58	MG	1G	1615	1/1	0.96	0.17	-	85,85,85,85	0
58	MG	1H	3317	1/1	0.94	0.22	-	84,84,84,84	0
58	MG	1H	3430	1/1	0.87	0.09	-	73,73,73,73	0
58	MG	1H	3122	1/1	0.92	0.20	-	68,68,68,68	0
58	MG	1H	3424	1/1	0.99	0.15	-	73,73,73,73	0
58	MG	1H	3459	1/1	0.90	0.21	-	73,73,73,73	0
58	MG	1H	3049	1/1	0.77	0.32	-	69,69,69,69	0
58	MG	1H	3162	1/1	0.78	0.43	-	89,89,89,89	0
58	MG	1H	3460	1/1	0.88	0.16	-	81,81,81,81	0
58	MG	1H	3269	1/1	0.74	0.29	-	72,72,72,72	0
58	MG	1H	3121	1/1	0.92	0.23	-	35,35,35,35	0
58	MG	1H	3432	1/1	0.97	0.10	-	70,70,70,70	0
58	MG	1H	3370	1/1	0.97	0.07	-	55,55,55,55	0
58	MG	2L	102	1/1	0.82	0.20	-	85,85,85,85	0
58	MG	1H	3191	1/1	0.93	0.46	-	70,70,70,70	0
58	MG	1H	3172	1/1	0.96	0.35	-	79,79,79,79	0
58	MG	1H	3500	1/1	0.55	0.12	-	54,54,54,54	0
58	MG	1H	3479	1/1	0.95	0.09	-	79,79,79,79	0
58	MG	1H	3487	1/1	0.92	0.12	-	100,100,100,100	0
58	MG	1G	1630	1/1	0.85	0.14	-	78,78,78,78	0
58	MG	1H	3468	1/1	0.94	0.11	-	63,63,63,63	0
58	MG	1H	3296	1/1	0.95	0.22	-	72,72,72,72	0
58	MG	1H	3181	1/1	0.96	0.23	-	63,63,63,63	0
58	MG	1H	3024	1/1	0.74	0.30	-	77,77,77,77	0
58	MG	1H	3358	1/1	1.00	0.09	-	43,43,43,43	0
58	MG	1H	3265	1/1	0.91	0.22	-	79,79,79,79	0
58	MG	14	3053	1/1	0.94	0.19	-	45,45,45,45	0
58	MG	14	3249	1/1	0.95	0.23	-	65,65,65,65	0
58	MG	1H	3205	1/1	0.68	0.19	-	68,68,68,68	0
58	MG	14	3254	1/1	0.77	0.18	-	92,92,92,92	0
58	MG	14	3102	1/1	0.95	0.19	-	73,73,73,73	0
58	MG	1G	1683	1/1	0.96	0.07	-	61,61,61,61	0

Continued on next page...

Continued from previous page...

Mol	Type	Chain	Res	Atoms	RSCC	RSR	LLDF	B-factors(\AA^2)	Q<0.9
58	MG	1H	3245	1/1	0.90	0.32	-	81,81,81,81	0
58	MG	16	207	1/1	0.92	0.26	-	88,88,88,88	0
58	MG	1H	3144	1/1	0.94	0.30	-	49,49,49,49	0
58	MG	14	3352	1/1	0.89	0.18	-	99,99,99,99	0
58	MG	14	3023	1/1	0.81	0.26	-	90,90,90,90	0
58	MG	1H	3335	1/1	0.86	0.22	-	59,59,59,59	0
58	MG	1H	3380	1/1	0.95	0.12	-	77,77,77,77	0
58	MG	1G	1651	1/1	0.92	0.17	-	77,77,77,77	0
58	MG	1H	3417	1/1	0.92	0.11	-	66,66,66,66	0
58	MG	1G	1657	1/1	0.91	0.22	-	107,107,107,107	0
58	MG	14	3121	1/1	0.83	0.30	-	75,75,75,75	0
58	MG	13	1696	1/1	0.91	0.10	-	70,70,70,70	0
58	MG	1H	3273	1/1	0.63	0.19	-	84,84,84,84	0
58	MG	1K	101	1/1	0.96	0.08	-	85,85,85,85	0
58	MG	1G	1638	1/1	0.95	0.30	-	84,84,84,84	0
58	MG	1H	3008	1/1	0.98	0.34	-	68,68,68,68	0
58	MG	1H	3128	1/1	0.93	0.20	-	66,66,66,66	0
58	MG	14	3124	1/1	0.93	0.23	-	76,76,76,76	0
58	MG	1H	3309	1/1	0.88	0.17	-	70,70,70,70	0
58	MG	1H	3153	1/1	0.84	0.29	-	72,72,72,72	0
58	MG	1H	3506	1/1	0.95	0.09	-	44,44,44,44	0
58	MG	14	3310	1/1	0.96	0.07	-	56,56,56,56	0
58	MG	49	201	1/1	0.94	0.22	-	128,128,128,128	0
58	MG	14	3324	1/1	0.99	0.14	-	62,62,62,62	0
58	MG	1H	3293	1/1	0.73	0.23	-	67,67,67,67	0
58	MG	1H	3387	1/1	0.94	0.14	-	65,65,65,65	0
58	MG	14	3035	1/1	0.59	0.21	-	72,72,72,72	0
58	MG	1H	3042	1/1	0.86	0.17	-	64,64,64,64	0
58	MG	1G	1603	1/1	0.96	0.18	-	87,87,87,87	0
58	MG	1G	1609	1/1	0.93	0.11	-	81,81,81,81	0
58	MG	13	1650	1/1	0.95	0.27	-	72,72,72,72	0
58	MG	1H	3422	1/1	0.83	0.16	-	66,66,66,66	0
58	MG	14	3162	1/1	0.90	0.24	-	81,81,81,81	0
58	MG	14	3003	1/1	0.94	0.24	-	77,77,77,77	0
58	MG	1H	3067	1/1	0.98	0.25	-	46,46,46,46	0
58	MG	1H	3088	1/1	0.96	0.18	-	77,77,77,77	0
58	MG	14	3224	1/1	0.95	0.19	-	77,77,77,77	0
58	MG	1H	3337	1/1	0.69	0.43	-	86,86,86,86	0
58	MG	14	3184	1/1	0.90	0.26	-	91,91,91,91	0
58	MG	14	3264	1/1	0.97	0.19	-	77,77,77,77	0
58	MG	1H	3318	1/1	0.89	0.27	-	85,85,85,85	0
58	MG	16	210	1/1	0.90	0.15	-	73,73,73,73	0

Continued on next page...

Continued from previous page...

Mol	Type	Chain	Res	Atoms	RSCC	RSR	LLDF	B-factors(\AA^2)	Q<0.9
58	MG	1H	3212	1/1	0.93	0.29	-	70,70,70,70	0
58	MG	14	3069	1/1	0.96	0.18	-	60,60,60,60	0
58	MG	1G	1626	1/1	0.88	0.35	-	99,99,99,99	0
58	MG	13	1682	1/1	0.90	0.22	-	73,73,73,73	0
58	MG	1H	3322	1/1	0.85	0.22	-	88,88,88,88	0
58	MG	13	1673	1/1	0.89	0.22	-	73,73,73,73	0
58	MG	14	3151	1/1	0.81	0.54	-	91,91,91,91	0
58	MG	1H	3342	1/1	0.88	0.30	-	89,89,89,89	0
58	MG	14	3393	1/1	0.93	0.17	-	76,76,76,76	0
58	MG	13	1602	1/1	0.97	0.27	-	49,49,49,49	0
58	MG	1H	3484	1/1	0.78	0.12	-	73,73,73,73	0
58	MG	14	3171	1/1	0.92	0.26	-	80,80,80,80	0
58	MG	14	3194	1/1	0.95	0.13	-	61,61,61,61	0
58	MG	1H	3190	1/1	0.97	0.25	-	69,69,69,69	0
58	MG	14	3278	1/1	0.89	0.14	-	89,89,89,89	0
58	MG	14	3314	1/1	0.98	0.12	-	58,58,58,58	0
58	MG	1H	3060	1/1	0.97	0.30	-	52,52,52,52	0
58	MG	13	1653	1/1	0.90	0.28	-	87,87,87,87	0
58	MG	1H	3051	1/1	0.67	0.24	-	97,97,97,97	0
58	MG	1H	3210	1/1	0.94	0.34	-	67,67,67,67	0
58	MG	1H	3158	1/1	0.95	0.11	-	44,44,44,44	0
58	MG	14	3389	1/1	0.80	0.13	-	75,75,75,75	0
58	MG	1G	1614	1/1	0.91	0.24	-	91,91,91,91	0
58	MG	13	1608	1/1	0.72	0.26	-	85,85,85,85	0
58	MG	1H	3277	1/1	0.84	0.27	-	70,70,70,70	0
58	MG	1H	3339	1/1	0.80	0.33	-	75,75,75,75	0
58	MG	14	3368	1/1	0.93	0.05	-	89,89,89,89	0
58	MG	14	3202	1/1	0.94	0.25	-	64,64,64,64	0
58	MG	1H	3097	1/1	0.98	0.33	-	69,69,69,69	0
58	MG	1H	3392	1/1	0.59	0.09	-	94,94,94,94	0
58	MG	14	3293	1/1	0.76	0.33	-	94,94,94,94	0
58	MG	1H	3249	1/1	0.69	0.32	-	76,76,76,76	0
58	MG	1H	3295	1/1	0.80	0.40	-	87,87,87,87	0
58	MG	14	3347	1/1	0.98	0.11	-	48,48,48,48	0
58	MG	1H	3082	1/1	0.92	0.17	-	61,61,61,61	0
58	MG	13	1677	1/1	0.87	0.29	-	74,74,74,74	0
58	MG	14	3177	1/1	0.94	0.20	-	84,84,84,84	0
58	MG	1H	3292	1/1	0.47	0.38	-	84,84,84,84	0
58	MG	14	3382	1/1	0.95	0.09	-	81,81,81,81	0
58	MG	1G	1606	1/1	0.80	0.17	-	83,83,83,83	0
58	MG	1H	3357	1/1	0.96	0.10	-	35,35,35,35	0
58	MG	1G	1616	1/1	0.92	0.29	-	86,86,86,86	0

Continued on next page...

Continued from previous page...

Mol	Type	Chain	Res	Atoms	RSCC	RSR	LLDF	B-factors(\AA^2)	Q<0.9
58	MG	14	3377	1/1	0.94	0.14	-	107,107,107,107	0
58	MG	14	3189	1/1	0.97	0.15	-	46,46,46,46	0
58	MG	1H	3102	1/1	0.96	0.24	-	60,60,60,60	0
58	MG	1H	3333	1/1	0.84	0.28	-	71,71,71,71	0
58	MG	1H	3160	1/1	0.97	0.35	-	79,79,79,79	0
58	MG	14	3153	1/1	0.94	0.34	-	60,60,60,60	0
58	MG	14	3250	1/1	0.87	0.22	-	72,72,72,72	0
58	MG	14	3268	1/1	0.79	0.14	-	87,87,87,87	0
58	MG	1H	3227	1/1	0.96	0.35	-	87,87,87,87	0
58	MG	1H	3025	1/1	0.65	0.30	-	90,90,90,90	0
58	MG	1G	1659	1/1	0.92	0.20	-	95,95,95,95	0
58	MG	1G	1605	1/1	0.90	0.36	-	83,83,83,83	0
58	MG	14	3343	1/1	0.99	0.08	-	47,47,47,47	0
58	MG	1H	3068	1/1	0.95	0.17	-	50,50,50,50	0
58	MG	14	3038	1/1	0.74	0.35	-	86,86,86,86	0
58	MG	1H	3426	1/1	0.79	0.12	-	88,88,88,88	0
58	MG	1H	3401	1/1	0.98	0.18	-	47,47,47,47	0
58	MG	14	3066	1/1	0.97	0.20	-	59,59,59,59	0
58	MG	1H	3280	1/1	0.90	0.45	-	82,82,82,82	0
58	MG	1H	3105	1/1	0.91	0.22	-	71,71,71,71	0
58	MG	2K	104	1/1	0.95	0.12	-	80,80,80,80	0
58	MG	1H	3001	1/1	0.98	0.38	-	53,53,53,53	0
58	MG	P8	101	1/1	0.90	0.29	-	73,73,73,73	0
58	MG	1H	3184	1/1	0.80	0.33	-	78,78,78,78	0
58	MG	1H	3476	1/1	0.95	0.11	-	70,70,70,70	0
58	MG	14	3287	1/1	0.94	0.15	-	96,96,96,96	0
58	MG	13	1713	1/1	0.89	0.40	-	88,88,88,88	0
58	MG	13	1628	1/1	0.95	0.18	-	58,58,58,58	0
58	MG	14	3373	1/1	0.93	0.06	-	64,64,64,64	0
58	MG	1H	3033	1/1	0.84	0.37	-	78,78,78,78	0
58	MG	14	3043	1/1	0.94	0.25	-	76,76,76,76	0
58	MG	13	1708	1/1	0.77	0.29	-	90,90,90,90	0
58	MG	14	3320	1/1	0.98	0.10	-	42,42,42,42	0
58	MG	1H	3061	1/1	0.97	0.28	-	56,56,56,56	0
58	MG	1H	3301	1/1	0.80	0.30	-	59,59,59,59	0
58	MG	1H	3513	1/1	0.72	0.21	-	82,82,82,82	0
58	MG	1H	3156	1/1	0.82	0.18	-	78,78,78,78	0
58	MG	14	3240	1/1	0.90	0.11	-	83,83,83,83	0
58	MG	1G	1612	1/1	0.97	0.22	-	83,83,83,83	0
58	MG	1H	3501	1/1	0.97	0.09	-	42,42,42,42	0
58	MG	14	3266	1/1	0.51	0.26	-	84,84,84,84	0
58	MG	13	1716	1/1	0.95	0.08	-	73,73,73,73	0

Continued on next page...

Continued from previous page...

Mol	Type	Chain	Res	Atoms	RSCC	RSR	LLDF	B-factors(\AA^2)	Q<0.9
58	MG	14	3002	1/1	0.95	0.23	-	64,64,64,64	0
58	MG	1H	3006	1/1	0.92	0.23	-	57,57,57,57	0
58	MG	1H	3056	1/1	0.72	0.54	-	97,97,97,97	0
58	MG	14	3378	1/1	0.94	0.07	-	71,71,71,71	0
58	MG	1G	1633	1/1	0.86	0.31	-	82,82,82,82	0
58	MG	14	3348	1/1	0.94	0.08	-	76,76,76,76	0
58	MG	14	3329	1/1	0.95	0.09	-	54,54,54,54	0
58	MG	1H	3347	1/1	0.94	0.45	-	78,78,78,78	0
58	MG	13	1701	1/1	0.81	0.21	-	99,99,99,99	0
58	MG	14	3350	1/1	0.98	0.07	-	92,92,92,92	0
58	MG	1H	3511	1/1	0.94	0.11	-	82,82,82,82	0
58	MG	14	3283	1/1	0.89	0.23	-	82,82,82,82	0
58	MG	14	3374	1/1	0.96	0.10	-	86,86,86,86	0
58	MG	1H	3239	1/1	0.96	0.10	-	67,67,67,67	0
58	MG	14	3078	1/1	0.96	0.18	-	63,63,63,63	0
58	MG	1H	3026	1/1	0.85	0.32	-	80,80,80,80	0
58	MG	1G	1631	1/1	0.87	0.25	-	82,82,82,82	0
58	MG	1H	3368	1/1	0.99	0.14	-	56,56,56,56	0
58	MG	14	3369	1/1	0.86	0.07	-	102,102,102,102	0
58	MG	1H	3518	1/1	0.94	0.13	-	94,94,94,94	0
58	MG	14	3387	1/1	0.86	0.17	-	93,93,93,93	0
58	MG	1H	3298	1/1	0.92	0.22	-	68,68,68,68	0
58	MG	1H	3307	1/1	0.95	0.24	-	60,60,60,60	0
58	MG	1H	3371	1/1	0.91	0.09	-	45,45,45,45	0
58	MG	14	3044	1/1	0.88	0.16	-	57,57,57,57	0
58	MG	1H	3397	1/1	0.97	0.08	-	49,49,49,49	0
58	MG	14	3294	1/1	0.87	0.15	-	94,94,94,94	0
58	MG	14	3295	1/1	0.94	0.18	-	79,79,79,79	0
58	MG	1H	3386	1/1	0.96	0.14	-	50,50,50,50	0
58	MG	1H	3072	1/1	0.96	0.26	-	61,61,61,61	0
58	MG	1H	3384	1/1	0.98	0.12	-	34,34,34,34	0
58	MG	14	3404	1/1	0.85	0.12	-	66,66,66,66	0
58	MG	13	1736	1/1	0.81	0.08	-	116,116,116,116	0
58	MG	13	1664	1/1	0.68	0.16	-	74,74,74,74	0
58	MG	14	3167	1/1	0.85	0.19	-	86,86,86,86	0
58	MG	13	1670	1/1	0.89	0.33	-	91,91,91,91	0
58	MG	14	3116	1/1	0.79	0.26	-	80,80,80,80	0
58	MG	14	3370	1/1	0.81	0.10	-	106,106,106,106	0
58	MG	1H	3255	1/1	0.93	0.35	-	83,83,83,83	0
58	MG	1H	3226	1/1	0.95	0.17	-	89,89,89,89	0
58	MG	14	3175	1/1	0.90	0.20	-	87,87,87,87	0
58	MG	13	1737	1/1	0.92	0.06	-	93,93,93,93	0

Continued on next page...

Continued from previous page...

Mol	Type	Chain	Res	Atoms	RSCC	RSR	LLDF	B-factors(\AA^2)	Q<0.9
58	MG	14	3203	1/1	0.95	0.28	-	83,83,83,83	0
58	MG	1J	201	1/1	0.96	0.40	-	76,76,76,76	0
58	MG	1H	3262	1/1	0.64	0.44	-	96,96,96,96	0
58	MG	11	303	1/1	0.91	0.12	-	41,41,41,41	0
58	MG	1H	3046	1/1	0.90	0.25	-	84,84,84,84	0
58	MG	1H	3203	1/1	0.94	0.38	-	79,79,79,79	0
58	MG	1H	3439	1/1	0.93	0.13	-	51,51,51,51	0
58	MG	16	209	1/1	0.87	0.26	-	65,65,65,65	0
58	MG	13	1720	1/1	0.97	0.12	-	82,82,82,82	0
58	MG	1H	3114	1/1	0.94	0.16	-	66,66,66,66	0
58	MG	1H	3200	1/1	0.86	0.17	-	35,35,35,35	0
58	MG	14	3226	1/1	0.97	0.20	-	67,67,67,67	0
58	MG	1H	3039	1/1	0.91	0.40	-	75,75,75,75	0
58	MG	13	1665	1/1	0.71	0.25	-	88,88,88,88	0
58	MG	14	3255	1/1	0.72	0.32	-	92,92,92,92	0
58	MG	14	3010	1/1	0.72	0.23	-	78,78,78,78	0
58	MG	1H	3304	1/1	0.97	0.11	-	71,71,71,71	0
58	MG	14	3041	1/1	0.95	0.18	-	66,66,66,66	0
58	MG	13	1614	1/1	0.96	0.23	-	86,86,86,86	0
58	MG	13	1710	1/1	0.68	0.43	-	148,148,148,148	0
58	MG	1H	3147	1/1	0.89	0.27	-	63,63,63,63	0
58	MG	13	1611	1/1	0.96	0.28	-	71,71,71,71	0
58	MG	14	3223	1/1	0.87	0.10	-	80,80,80,80	0
58	MG	1H	3520	1/1	0.87	0.51	-	97,97,97,97	0
58	MG	13	1669	1/1	0.88	0.11	-	68,68,68,68	0
58	MG	1G	1666	1/1	0.96	0.15	-	84,84,84,84	0
58	MG	14	3164	1/1	0.85	0.34	-	78,78,78,78	0
58	MG	1H	3308	1/1	0.82	0.27	-	75,75,75,75	0
58	MG	14	3346	1/1	0.94	0.10	-	74,74,74,74	0
58	MG	16	213	1/1	0.98	0.12	-	66,66,66,66	0
58	MG	14	3265	1/1	0.69	0.21	-	90,90,90,90	0
58	MG	1H	3478	1/1	0.87	0.13	-	91,91,91,91	0
58	MG	14	3029	1/1	0.70	0.15	-	87,87,87,87	0
58	MG	1H	3281	1/1	0.77	0.39	-	98,98,98,98	0
58	MG	1H	3078	1/1	0.87	0.21	-	67,67,67,67	0
58	MG	2L	103	1/1	0.88	0.21	-	93,93,93,93	0
58	MG	1H	3130	1/1	0.89	0.12	-	59,59,59,59	0
58	MG	16	212	1/1	0.93	0.04	-	81,81,81,81	0
58	MG	1G	1601	1/1	0.80	0.29	-	90,90,90,90	0
58	MG	13	1642	1/1	0.92	0.24	-	64,64,64,64	0
58	MG	1H	3218	1/1	0.73	0.28	-	55,55,55,55	0
58	MG	1H	3341	1/1	0.86	0.16	-	96,96,96,96	0

Continued on next page...

Continued from previous page...

Mol	Type	Chain	Res	Atoms	RSCC	RSR	LLDF	B-factors(\AA^2)	Q<0.9
58	MG	1H	3276	1/1	0.95	0.12	-	55,55,55,55	0
58	MG	1H	3444	1/1	0.95	0.09	-	82,82,82,82	0
58	MG	14	3136	1/1	0.96	0.25	-	49,49,49,49	0
58	MG	14	3025	1/1	0.84	0.21	-	81,81,81,81	0
58	MG	14	3138	1/1	0.93	0.11	-	94,94,94,94	0
58	MG	14	3046	1/1	0.88	0.24	-	68,68,68,68	0
58	MG	13	1707	1/1	0.87	0.45	-	80,80,80,80	0
58	MG	1G	1643	1/1	0.92	0.28	-	74,74,74,74	0
58	MG	1H	3316	1/1	0.77	0.28	-	81,81,81,81	0
58	MG	14	3101	1/1	0.97	0.15	-	65,65,65,65	0
58	MG	14	3098	1/1	0.93	0.16	-	71,71,71,71	0
58	MG	14	3077	1/1	0.70	0.14	-	77,77,77,77	0
58	MG	14	3248	1/1	0.85	0.20	-	79,79,79,79	0
58	MG	1G	1680	1/1	0.81	0.38	-	101,101,101,101	0
58	MG	13	1644	1/1	0.87	0.36	-	78,78,78,78	0
58	MG	13	1733	1/1	0.91	0.10	-	104,104,104,104	0
58	MG	1G	1648	1/1	0.90	0.20	-	79,79,79,79	0
58	MG	13	1734	1/1	0.95	0.07	-	100,100,100,100	0
58	MG	14	3074	1/1	0.91	0.16	-	73,73,73,73	0
58	MG	2A	202	1/1	0.88	0.27	-	98,98,98,98	0
58	MG	14	3403	1/1	0.91	0.08	-	66,66,66,66	0
58	MG	13	1693	1/1	0.92	0.42	-	94,94,94,94	0
58	MG	14	3112	1/1	0.98	0.19	-	65,65,65,65	0
58	MG	1H	3516	1/1	0.96	0.07	-	86,86,86,86	0
58	MG	1H	3334	1/1	0.54	0.46	-	95,95,95,95	0
58	MG	14	3186	1/1	0.69	0.22	-	85,85,85,85	0
58	MG	14	3361	1/1	0.73	0.05	-	76,76,76,76	0
58	MG	14	3180	1/1	0.86	0.15	-	74,74,74,74	0
58	MG	1H	3338	1/1	0.87	0.34	-	80,80,80,80	0
58	MG	1H	3504	1/1	0.95	0.12	-	66,66,66,66	0
58	MG	14	3183	1/1	0.89	0.14	-	66,66,66,66	0
58	MG	14	3386	1/1	0.85	0.12	-	94,94,94,94	0
58	MG	1H	3247	1/1	0.74	0.54	-	92,92,92,92	0
58	MG	1H	3047	1/1	0.63	0.34	-	76,76,76,76	0
58	MG	1H	3435	1/1	0.96	0.08	-	82,82,82,82	0
58	MG	1H	3299	1/1	0.92	0.56	-	98,98,98,98	0
58	MG	1H	3235	1/1	0.89	0.34	-	83,83,83,83	0
58	MG	14	3247	1/1	0.95	0.26	-	85,85,85,85	0
58	MG	14	3234	1/1	0.83	0.16	-	80,80,80,80	0
58	MG	1H	3096	1/1	0.96	0.21	-	50,50,50,50	0
58	MG	14	3039	1/1	0.56	0.18	-	74,74,74,74	0
58	MG	1H	3175	1/1	0.85	0.19	-	65,65,65,65	0

Continued on next page...

Continued from previous page...

Mol	Type	Chain	Res	Atoms	RSCC	RSR	LLDF	B-factors(\AA^2)	Q<0.9
58	MG	1H	3492	1/1	0.81	0.28	-	82,82,82,82	0
58	MG	1H	3166	1/1	0.97	0.24	-	64,64,64,64	0
58	MG	13	1745	1/1	0.78	0.14	-	107,107,107,107	0
58	MG	13	1658	1/1	0.96	0.26	-	92,92,92,92	0
58	MG	14	3120	1/1	0.96	0.07	-	54,54,54,54	0
58	MG	1H	3305	1/1	0.91	0.21	-	75,75,75,75	0
58	MG	14	3296	1/1	0.85	0.16	-	74,74,74,74	0
58	MG	13	1636	1/1	0.84	0.27	-	77,77,77,77	0
58	MG	1H	3013	1/1	0.96	0.23	-	52,52,52,52	0
58	MG	14	3030	1/1	0.93	0.16	-	70,70,70,70	0
58	MG	1H	3343	1/1	0.86	0.54	-	99,99,99,99	0
58	MG	14	3383	1/1	0.92	0.09	-	66,66,66,66	0
58	MG	1H	3320	1/1	0.88	0.27	-	71,71,71,71	0
58	MG	14	3270	1/1	0.96	0.20	-	95,95,95,95	0
58	MG	1H	3324	1/1	0.95	0.18	-	76,76,76,76	0
58	MG	14	3380	1/1	0.94	0.07	-	76,76,76,76	0
58	MG	1H	3351	1/1	0.95	0.15	-	53,53,53,53	0
58	MG	1H	3332	1/1	0.90	0.26	-	74,74,74,74	0
58	MG	1H	3348	1/1	0.83	0.33	-	73,73,73,73	0
58	MG	14	3104	1/1	0.93	0.15	-	74,74,74,74	0
58	MG	14	3397	1/1	0.77	0.10	-	52,52,52,52	0
58	MG	13	1680	1/1	0.84	0.18	-	97,97,97,97	0
58	MG	14	3325	1/1	0.98	0.09	-	76,76,76,76	0
58	MG	1H	3353	1/1	0.98	0.15	-	40,40,40,40	0
58	MG	1H	3009	1/1	0.90	0.49	-	73,73,73,73	0
58	MG	14	3047	1/1	0.83	0.15	-	92,92,92,92	0
58	MG	1H	3126	1/1	0.99	0.28	-	60,60,60,60	0
58	MG	14	3137	1/1	0.94	0.20	-	78,78,78,78	0
58	MG	1H	3443	1/1	0.93	0.11	-	66,66,66,66	0
58	MG	1H	3194	1/1	0.97	0.15	-	40,40,40,40	0
58	MG	14	3330	1/1	0.95	0.11	-	53,53,53,53	0
58	MG	13	1663	1/1	0.97	0.35	-	62,62,62,62	0
58	MG	1H	3196	1/1	0.78	0.38	-	102,102,102,102	0
58	MG	14	3269	1/1	0.57	0.27	-	77,77,77,77	0
58	MG	1G	1670	1/1	0.88	0.12	-	88,88,88,88	0
58	MG	14	3211	1/1	0.76	0.15	-	81,81,81,81	0
58	MG	1H	3474	1/1	0.82	0.10	-	100,100,100,100	0
58	MG	1H	3490	1/1	0.97	0.10	-	64,64,64,64	0
58	MG	1H	3415	1/1	0.95	0.12	-	63,63,63,63	0
58	MG	14	3131	1/1	0.97	0.28	-	87,87,87,87	0
58	MG	14	3050	1/1	0.81	0.39	-	94,94,94,94	0
58	MG	14	3237	1/1	0.90	0.15	-	79,79,79,79	0

Continued on next page...

Continued from previous page...

Mol	Type	Chain	Res	Atoms	RSCC	RSR	LLDF	B-factors(\AA^2)	Q<0.9
58	MG	1H	3236	1/1	0.91	0.26	-	79,79,79,79	0
58	MG	1H	3466	1/1	0.90	0.06	-	67,67,67,67	0
58	MG	13	1705	1/1	0.82	0.45	-	91,91,91,91	0
58	MG	7A	101	1/1	0.74	0.32	-	90,90,90,90	0
58	MG	1H	3028	1/1	0.95	0.32	-	64,64,64,64	0
58	MG	1H	3242	1/1	0.84	0.33	-	77,77,77,77	0
58	MG	1H	3313	1/1	0.92	0.30	-	78,78,78,78	0
58	MG	1G	1628	1/1	0.91	0.37	-	88,88,88,88	0
58	MG	1H	3234	1/1	0.80	0.32	-	67,67,67,67	0
58	MG	14	3152	1/1	0.95	0.21	-	75,75,75,75	0
58	MG	1H	3278	1/1	0.97	0.21	-	106,106,106,106	0
58	MG	13	1623	1/1	0.97	0.23	-	62,62,62,62	0
58	MG	13	1732	1/1	0.98	0.07	-	78,78,78,78	0
58	MG	1H	3225	1/1	0.96	0.19	-	79,79,79,79	0
58	MG	1H	3066	1/1	0.95	0.26	-	48,48,48,48	0
58	MG	14	3122	1/1	0.88	0.36	-	79,79,79,79	0
58	MG	1H	3403	1/1	0.67	0.11	-	72,72,72,72	0
58	MG	1H	3221	1/1	0.87	0.26	-	63,63,63,63	0
58	MG	1H	3170	1/1	0.95	0.41	-	77,77,77,77	0
58	MG	14	3209	1/1	0.94	0.17	-	81,81,81,81	0
58	MG	1H	3012	1/1	0.58	0.38	-	78,78,78,78	0
58	MG	14	3040	1/1	0.96	0.15	-	82,82,82,82	0
58	MG	13	1730	1/1	0.95	0.07	-	67,67,67,67	0
58	MG	1H	3020	1/1	0.78	0.49	-	90,90,90,90	0
58	MG	1G	1622	1/1	0.96	0.21	-	81,81,81,81	0
58	MG	1H	3185	1/1	0.85	0.27	-	72,72,72,72	0
58	MG	14	3259	1/1	0.91	0.17	-	102,102,102,102	0
58	MG	13	1744	1/1	0.95	0.08	-	89,89,89,89	0
58	MG	13	1714	1/1	0.97	0.12	-	45,45,45,45	0
58	MG	1G	1676	1/1	0.88	0.36	-	95,95,95,95	0
58	MG	1H	3486	1/1	0.96	0.14	-	50,50,50,50	0
58	MG	1H	3074	1/1	0.95	0.40	-	88,88,88,88	0
58	MG	14	3176	1/1	0.88	0.20	-	58,58,58,58	0
58	MG	1H	3148	1/1	0.93	0.24	-	78,78,78,78	0
58	MG	13	1688	1/1	0.89	0.35	-	97,97,97,97	0
58	MG	1H	3038	1/1	0.89	0.45	-	73,73,73,73	0
58	MG	1H	3182	1/1	0.96	0.34	-	61,61,61,61	0
58	MG	14	3147	1/1	0.81	0.17	-	81,81,81,81	0
58	MG	14	3174	1/1	0.96	0.17	-	84,84,84,84	0
58	MG	1H	3031	1/1	0.86	0.42	-	90,90,90,90	0
58	MG	1H	3240	1/1	0.80	0.18	-	77,77,77,77	0
58	MG	14	3134	1/1	0.94	0.17	-	62,62,62,62	0

Continued on next page...

Continued from previous page...

Mol	Type	Chain	Res	Atoms	RSCC	RSR	LLDF	B-factors(\AA^2)	Q<0.9
58	MG	1G	1692	1/1	0.90	0.09	-	83,83,83,83	0
58	MG	1J	204	1/1	0.75	0.30	-	94,94,94,94	0
58	MG	1H	3004	1/1	0.96	0.35	-	68,68,68,68	0
58	MG	14	3360	1/1	0.95	0.07	-	69,69,69,69	0
58	MG	1G	1691	1/1	0.94	0.18	-	89,89,89,89	0
58	MG	14	3141	1/1	0.94	0.11	-	46,46,46,46	0
58	MG	1H	3519	1/1	0.75	0.11	-	101,101,101,101	0
58	MG	1H	3150	1/1	0.92	0.35	-	69,69,69,69	0
58	MG	1H	3515	1/1	0.88	0.05	-	83,83,83,83	0
58	MG	1H	3187	1/1	0.83	0.17	-	78,78,78,78	0
58	MG	1H	3462	1/1	0.95	0.09	-	79,79,79,79	0
58	MG	1G	1635	1/1	0.74	0.33	-	92,92,92,92	0
58	MG	1G	1689	1/1	0.97	0.10	-	84,84,84,84	0
58	MG	1H	3326	1/1	0.74	0.19	-	90,90,90,90	0
58	MG	14	3119	1/1	0.98	0.14	-	49,49,49,49	0
58	MG	14	3332	1/1	0.94	0.16	-	64,64,64,64	0
58	MG	1H	3248	1/1	0.69	0.36	-	75,75,75,75	0
58	MG	1H	3346	1/1	0.83	0.16	-	80,80,80,80	0
58	MG	1H	3464	1/1	0.91	0.11	-	84,84,84,84	0
58	MG	14	3057	1/1	0.95	0.21	-	62,62,62,62	0
58	MG	14	3317	1/1	0.94	0.12	-	48,48,48,48	0
58	MG	1G	1682	1/1	0.90	0.19	-	103,103,103,103	0
58	MG	13	1647	1/1	0.87	0.13	-	87,87,87,87	0
58	MG	1H	3259	1/1	0.80	0.33	-	82,82,82,82	0
58	MG	1H	3063	1/1	0.99	0.17	-	64,64,64,64	0
58	MG	14	3093	1/1	0.97	0.18	-	63,63,63,63	0
58	MG	13	1704	1/1	0.74	0.32	-	102,102,102,102	0
58	MG	1H	3302	1/1	0.53	0.18	-	77,77,77,77	0
58	MG	5E	201	1/1	0.96	0.21	-	67,67,67,67	0
58	MG	1H	3178	1/1	0.91	0.10	-	63,63,63,63	0
58	MG	1G	1679	1/1	0.88	0.39	-	120,120,120,120	0
58	MG	14	3146	1/1	0.89	0.10	-	64,64,64,64	0
58	MG	1H	3366	1/1	0.97	0.14	-	56,56,56,56	0
58	MG	14	3158	1/1	0.73	0.45	-	95,95,95,95	0
58	MG	1H	3251	1/1	0.93	0.28	-	79,79,79,79	0
58	MG	1G	1664	1/1	0.96	0.14	-	92,92,92,92	0
58	MG	14	3258	1/1	0.86	0.12	-	82,82,82,82	0
58	MG	14	3027	1/1	0.93	0.31	-	81,81,81,81	0
58	MG	13	1692	1/1	0.84	0.18	-	79,79,79,79	0
58	MG	14	3379	1/1	0.79	0.07	-	106,106,106,106	0
58	MG	1H	3224	1/1	0.84	0.49	-	92,92,92,92	0
58	MG	14	3126	1/1	0.83	0.21	-	79,79,79,79	0

Continued on next page...

Continued from previous page...

Mol	Type	Chain	Res	Atoms	RSCC	RSR	LLDF	B-factors(\AA^2)	Q<0.9
58	MG	1H	3014	1/1	0.97	0.15	-	58,58,58,58	0
58	MG	14	3155	1/1	0.98	0.22	-	65,65,65,65	0
58	MG	1H	3131	1/1	0.92	0.28	-	57,57,57,57	0
58	MG	1H	3152	1/1	0.96	0.27	-	71,71,71,71	0
58	MG	1H	3271	1/1	0.76	0.37	-	80,80,80,80	0
58	MG	14	3071	1/1	0.95	0.15	-	42,42,42,42	0
58	MG	1H	3465	1/1	0.93	0.15	-	76,76,76,76	0
58	MG	1H	3286	1/1	0.97	0.15	-	71,71,71,71	0
58	MG	1H	3256	1/1	0.95	0.15	-	58,58,58,58	0
58	MG	13	1609	1/1	0.77	0.16	-	81,81,81,81	0
58	MG	1H	3237	1/1	0.93	0.28	-	72,72,72,72	0
58	MG	14	3381	1/1	0.75	0.09	-	91,91,91,91	0
58	MG	14	3407	1/1	0.83	0.09	-	117,117,117,117	0
58	MG	3L	102	1/1	0.79	0.11	-	151,151,151,151	0
58	MG	1H	3214	1/1	0.59	0.26	-	67,67,67,67	0
58	MG	1H	3373	1/1	0.88	0.08	-	75,75,75,75	0
58	MG	14	3200	1/1	0.98	0.22	-	94,94,94,94	0
58	MG	1H	3228	1/1	0.85	0.22	-	83,83,83,83	0
58	MG	1H	3034	1/1	0.88	0.38	-	73,73,73,73	0
58	MG	1H	3413	1/1	0.93	0.09	-	50,50,50,50	0
58	MG	13	1617	1/1	0.98	0.17	-	60,60,60,60	0
58	MG	14	3213	1/1	0.93	0.19	-	75,75,75,75	0
58	MG	13	1715	1/1	0.98	0.12	-	89,89,89,89	0
58	MG	13	1661	1/1	0.91	0.22	-	97,97,97,97	0
58	MG	13	1726	1/1	0.98	0.08	-	93,93,93,93	0
58	MG	13	1729	1/1	0.96	0.12	-	86,86,86,86	0
58	MG	14	3185	1/1	0.66	0.18	-	81,81,81,81	0
58	MG	1H	3282	1/1	0.73	0.27	-	98,98,98,98	0
58	MG	1H	3023	1/1	0.82	0.53	-	88,88,88,88	0
58	MG	1G	1661	1/1	0.47	0.17	-	99,99,99,99	0
58	MG	14	3051	1/1	0.76	0.33	-	102,102,102,102	0
58	MG	1H	3041	1/1	0.92	0.19	-	88,88,88,88	0
58	MG	14	3284	1/1	0.93	0.43	-	94,94,94,94	0
58	MG	1H	3421	1/1	0.83	0.15	-	46,46,46,46	0
58	MG	13	1668	1/1	0.97	0.18	-	66,66,66,66	0
58	MG	14	3026	1/1	0.90	0.15	-	71,71,71,71	0
58	MG	1H	3112	1/1	0.92	0.23	-	71,71,71,71	0

6.5 Other polymers ⓘ

There are no such residues in this entry.