



Full wwPDB X-ray Structure Validation Report ⓘ

Jan 31, 2016 – 11:35 PM GMT

PDB ID : 1XMO
Title : Crystal Structure of mnm5U34t6A37-tRNA^{Lys}UUU Complexed with AAG-mRNA in the Decoding Center
Authors : Murphy, F.V.; Ramakrishnan, V.; Malkiewicz, A.; Agris, P.F.
Deposited on : 2004-10-04
Resolution : 3.25 Å(reported)

This is a Full wwPDB X-ray Structure Validation Report for a publicly released PDB entry.
We welcome your comments at validation@mail.wwpdb.org
A user guide is available at
<http://wwpdb.org/validation/2016/XrayValidationReportHelp>
with specific help available everywhere you see the ⓘ symbol.

The following versions of software and data (see [references ⓘ](#)) were used in the production of this report:

MolProbity : 4.02b-467
Mogul : 1.7 (RC4), CSD as536be (2015)
Xtriage (Phenix) : 1.9-1692
EDS : rb-20026688
Percentile statistics : 20151230.v01 (using entries in the PDB archive December 30th 2015)
Refmac : 5.8.0135
CCP4 : 6.5.0
Ideal geometry (proteins) : Engh & Huber (2001)
Ideal geometry (DNA, RNA) : Parkinson et al. (1996)
Validation Pipeline (wwPDB-VP) : trunk26865

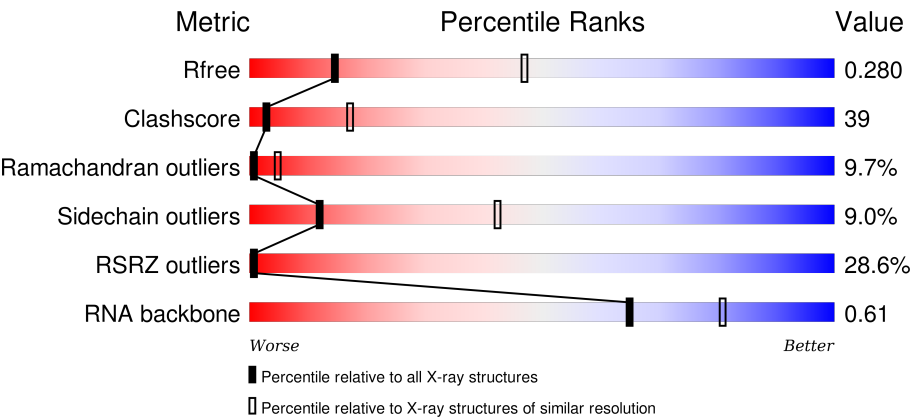
1 Overall quality at a glance i

The following experimental techniques were used to determine the structure:

X-RAY DIFFRACTION

The reported resolution of this entry is 3.25 Å.

Percentile scores (ranging between 0-100) for global validation metrics of the entry are shown in the following graphic. The table shows the number of entries on which the scores are based.



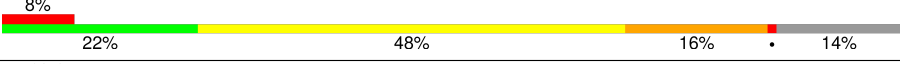

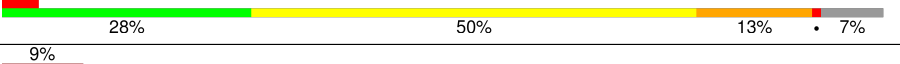



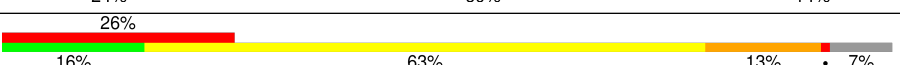

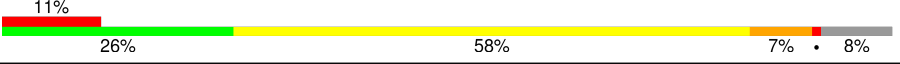
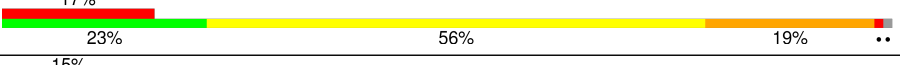
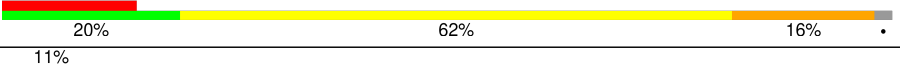
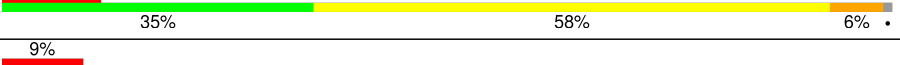


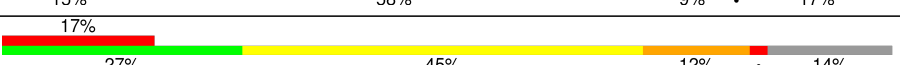
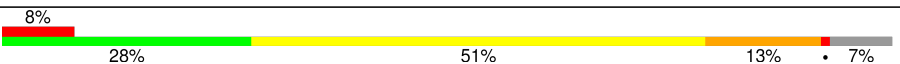
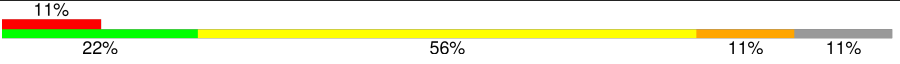
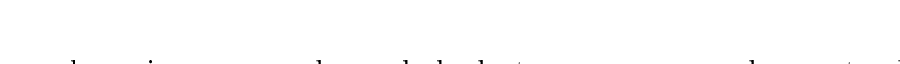
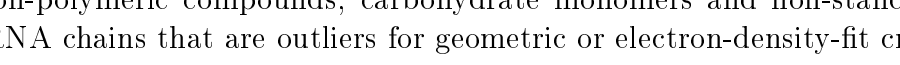
Metric	Whole archive (#Entries)	Similar resolution (#Entries, resolution range(Å))
R _{free}	91344	1624 (3.32-3.20)
Clashscore	102246	1806 (3.32-3.20)
Ramachandran outliers	100387	1773 (3.32-3.20)
Sidechain outliers	100360	1771 (3.32-3.20)
RSRZ outliers	91569	1632 (3.32-3.20)
RNA backbone	2183	1001 (3.76-2.76)

The table below summarises the geometric issues observed across the polymeric chains and their fit to the electron density. The red, orange, yellow and green segments on the lower bar indicate the fraction of residues that contain outliers for ≥ 3 , 2, 1 and 0 types of geometric quality criteria. A grey segment represents the fraction of residues that are not modelled. The numeric value for each fraction is indicated below the corresponding segment, with a dot representing fractions $\leq 5\%$. The upper red bar (where present) indicates the fraction of residues that have poor fit to the electron density. The numeric value is given above the bar.

Mol	Chain	Length	Quality of chain
1	A	1522	<div><div>57%</div><div><div>28%</div><div>55%</div><div>14%</div><div>••</div></div></div>
2	W	3	<div><div>100%</div><div><div>33%</div><div>67%</div></div></div>
3	X	11	<div><div>45%</div><div><div>36%</div><div>64%</div></div></div>
4	B	256	<div><div>7%</div><div><div>15%</div><div>65%</div><div>9%</div><div>•</div><div>9%</div></div></div>

Continued on next page...

Continued from previous page...

Mol	Chain	Length	Quality of chain
5	C	239	
6	D	209	
7	E	162	
8	F	101	
9	G	156	
10	H	138	
11	I	128	
12	J	105	
13	K	129	
14	L	135	
15	M	126	
16	N	61	
17	O	89	
18	P	88	
19	Q	105	
20	R	88	
21	S	93	
22	T	106	
23	V	27	

The following table lists non-polymeric compounds, carbohydrate monomers and non-standard residues in protein, DNA, RNA chains that are outliers for geometric or electron-density-fit criteria:

Mol	Type	Chain	Res	Chirality	Geometry	Clashes	Electron density
25	MG	A	1595	-	-	-	X
25	MG	A	1601	-	-	-	X
25	MG	A	1606	-	-	-	X
25	MG	A	210	-	-	-	X
3	T6A	X	37	X	-	-	-

2 Entry composition

There are 26 unique types of molecules in this entry. The entry contains 52063 atoms, of which 0 are hydrogens and 0 are deuteriums.

In the tables below, the ZeroOcc column contains the number of atoms modelled with zero occupancy, the AltConf column contains the number of residues with at least one atom in alternate conformation and the Trace column contains the number of residues modelled with at most 2 atoms.

- Molecule 1 is a RNA chain called 16S ribosomal RNA.

Mol	Chain	Residues	Atoms					ZeroOcc	AltConf	Trace
1	A	1507	Total	C	N	O	P	0	0	0
			32380	14414	5990	10470	1506			

- Molecule 2 is a RNA chain called A-Site Messenger RNA.

Mol	Chain	Residues	Atoms					ZeroOcc	AltConf	Trace
2	W	3	Total	C	N	O	P	0	0	0
			64	30	15	17	2			

- Molecule 3 is a RNA chain called Anticodon Transfer RNA.

Mol	Chain	Residues	Atoms					ZeroOcc	AltConf	Trace
3	X	11	Total	C	N	O	P	0	0	0
			239	110	38	81	10			

- Molecule 4 is a protein called 30S ribosomal protein S2.

Mol	Chain	Residues	Atoms					ZeroOcc	AltConf	Trace
4	B	234	Total	C	N	O	S	0	0	0
			1900	1213	341	341	5			

- Molecule 5 is a protein called 30S ribosomal protein S3.

Mol	Chain	Residues	Atoms					ZeroOcc	AltConf	Trace
5	C	206	Total	C	N	O	S	0	0	0
			1612	1016	314	281	1			

- Molecule 6 is a protein called 30S ribosomal protein S4.

Mol	Chain	Residues	Atoms					ZeroOcc	AltConf	Trace
6	D	208	Total	C	N	O	S	0	0	0
			1703	1066	339	291	7			

- Molecule 7 is a protein called 30S ribosomal protein S5.

Mol	Chain	Residues	Atoms					ZeroOcc	AltConf	Trace
7	E	150	Total	C	N	O	S	0	0	0
			1146	724	217	201	4			

- Molecule 8 is a protein called 30S ribosomal protein S6.

Mol	Chain	Residues	Atoms					ZeroOcc	AltConf	Trace
8	F	101	Total	C	N	O	S	0	0	0
			843	531	155	154	3			

- Molecule 9 is a protein called 30S ribosomal protein S7.

Mol	Chain	Residues	Atoms					ZeroOcc	AltConf	Trace
9	G	155	Total	C	N	O	S	0	0	0
			1257	781	252	218	6			

- Molecule 10 is a protein called 30S ribosomal protein S8.

Mol	Chain	Residues	Atoms					ZeroOcc	AltConf	Trace
10	H	138	Total	C	N	O	S	0	0	0
			1116	705	215	193	3			

- Molecule 11 is a protein called 30S ribosomal protein S9.

Mol	Chain	Residues	Atoms				ZeroOcc	AltConf	Trace
11	I	127	Total	C	N	O	0	0	0
			1011	639	198	174			

- Molecule 12 is a protein called 30S ribosomal protein S10.

Mol	Chain	Residues	Atoms					ZeroOcc	AltConf	Trace
12	J	98	Total	C	N	O	S	0	0	0
			792	498	156	137	1			

- Molecule 13 is a protein called 30S ribosomal protein S11.

Mol	Chain	Residues	Atoms					ZeroOcc	AltConf	Trace
13	K	119	Total	C	N	O	S	0	0	0
			885	549	168	165	3			

- Molecule 14 is a protein called 30S ribosomal protein S12.

Mol	Chain	Residues	Atoms					ZeroOcc	AltConf	Trace
14	L	124	Total	C	N	O	S	0	0	0
			970	611	195	163	1			

- Molecule 15 is a protein called 30S ribosomal protein S13.

Mol	Chain	Residues	Atoms					ZeroOcc	AltConf	Trace
15	M	125	Total	C	N	O	S	0	0	0
			997	617	207	171	2			

- Molecule 16 is a protein called 30S ribosomal protein S14.

Mol	Chain	Residues	Atoms					ZeroOcc	AltConf	Trace
16	N	60	Total	C	N	O	S	0	0	0
			492	312	104	72	4			

- Molecule 17 is a protein called 30S ribosomal protein S15.

Mol	Chain	Residues	Atoms					ZeroOcc	AltConf	Trace
17	O	88	Total	C	N	O	S	0	0	0
			734	459	147	126	2			

- Molecule 18 is a protein called 30S ribosomal protein S16.

Mol	Chain	Residues	Atoms					ZeroOcc	AltConf	Trace
18	P	83	Total	C	N	O	S	0	0	0
			700	443	139	117	1			

- Molecule 19 is a protein called 30S ribosomal protein S17.

Mol	Chain	Residues	Atoms					ZeroOcc	AltConf	Trace
19	Q	104	Total	C	N	O	S	0	0	0
			857	547	161	147	2			

- Molecule 20 is a protein called 30S ribosomal protein S18.

Mol	Chain	Residues	Atoms				ZeroOcc	AltConf	Trace
20	R	73	Total	C	N	O	0	0	0
			597	380	118	99			

- Molecule 21 is a protein called 30S ribosomal protein S19.

Mol	Chain	Residues	Atoms					ZeroOcc	AltConf	Trace
21	S	80	Total	C	N	O	S	0	0	0
			647	414	119	112	2			

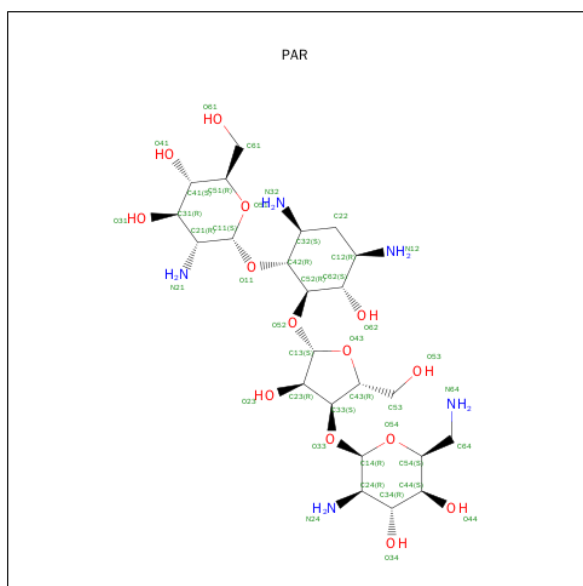
- Molecule 22 is a protein called 30S ribosomal protein S20.

Mol	Chain	Residues	Atoms					ZeroOcc	AltConf	Trace
22	T	99	Total	C	N	O	S	0	0	0
			762	469	162	129	2			

- Molecule 23 is a protein called 30S ribosomal protein Thx.

Mol	Chain	Residues	Atoms				ZeroOcc	AltConf	Trace
23	V	24	Total	C	N	O	0	0	0
			208	128	50	30			

- Molecule 24 is PAROMOMYCIN (three-letter code: PAR) (formula: $C_{23}H_{45}N_5O_{14}$).



Mol	Chain	Residues	Atoms				ZeroOcc	AltConf
24	A	1	Total	C	N	O	0	0
			42	23	5	14		

- Molecule 25 is MAGNESIUM ION (three-letter code: MG) (formula: Mg).

Mol	Chain	Residues	Atoms		ZeroOcc	AltConf
25	X	2	Total	Mg	0	0
			2	2		

Continued on next page...

Continued from previous page...

Mol	Chain	Residues	Atoms		ZeroOcc	AltConf
25	J	1	Total 1	Mg 1	0	0
25	A	104	Total 104	Mg 104	0	0

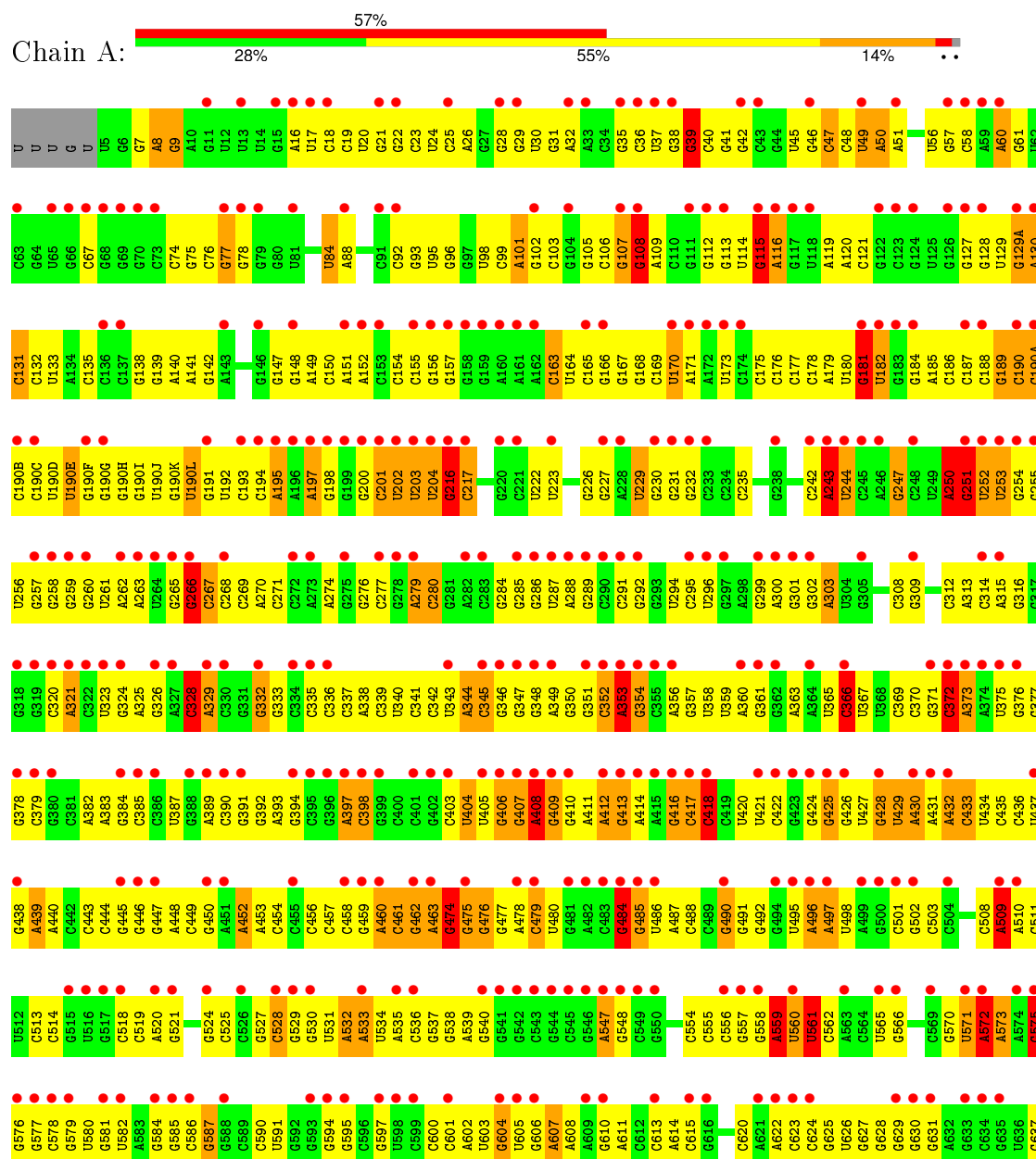
- Molecule 26 is ZINC ION (three-letter code: ZN) (formula: Zn).

Mol	Chain	Residues	Atoms		ZeroOcc	AltConf
26	D	1	Total 1	Zn 1	0	0
26	N	1	Total 1	Zn 1	0	0

3 Residue-property plots

These plots are drawn for all protein, RNA and DNA chains in the entry. The first graphic for a chain summarises the proportions of errors displayed in the second graphic. The second graphic shows the sequence view annotated by issues in geometry and electron density. Residues are color-coded according to the number of geometric quality criteria for which they contain at least one outlier: green = 0, yellow = 1, orange = 2 and red = 3 or more. A red dot above a residue indicates a poor fit to the electron density ($\text{RSRZ} > 2$). Stretches of 2 or more consecutive residues without any outlier are shown as a green connector. Residues present in the sample, but not in the model, are shown in grey.

• Molecule 1: 16S ribosomal RNA



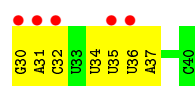
A1446	G1447	U1381	C1322	G1260	U1135	C1075	C1019	A958	G894	A828	G760	G699	G638
G1447		C1382	G1323	A1261	U1136	C1076	U1020	A959	G895	G829	G761	G700	G639
U1450		C1383	A1324	C1201	G1137	U1077	G1021	U960	G896	G830		G701	G640
A1451		C1384	C1263	C1263	G1138	U1078	G1022	U961	G897	U831	G765	G702	U641
A1452		G1385	C1264	C1202	G1139	U1079	G1023	C962	G898	C832	A766	G703	
G1453		G1386	C1265	C1203	C1140	A1080	G1024	G963	G899	U833	A767	G704	G644
G1454		C1387	C1266	A1204	C1141	G1081	U1025	A964	A900	C834	A768	U705	C645
G1455		C1388	C1267	U1205	G1142	U1082	G1026	U965	A901	U835	G769	A706	U646
G1456		U1330	A1268	U1306	G1143	U1083	C1027	G966	G902	G836	G770	G707	U647
G1459		G1331	A1269	C1208	G1144	U1084	C1028	A967	G903	G837	G771	G708	A648
A1460		A1332	C1270	C1209	G1145	U1085	C1029	A968	G904	G838		G709	
G1461		A1333	G1271	C1210	G1146	U1086	G1030	A969	U905	U839	G775	G710	G650
G1462		G1272	C1211	U1211	C1147	G1087	G	C970	G906	C840	G776	G711	G651
C1463		G1273	U1212	U1212	U1148	G1088	C	G971	A907	U841	A777	A712	U652
C1396		G1274	U1213	U1213	U1149	U1089	G	C972	A908	U848	G778	G713	A653
C1337		A1213	U1150	U1150	U1150	U1090	A	G973	A909	C949	G779	G714	G654
C1397		G1276	C1214	A1151	G1151	U1091	G1031	A974	C910	U850	A780	A715	A655
A1398		C1277	G1215	A1152	G1152	A1092	G1032	A975	U911	U851	A781	A716	C656
A1340		U1278	G1216	A1153	C1153	A1093	G1033	G976	C912	G852	A782	C717	G657
C1400		C1217	G1217	G1154	G1154	U1094	G1034	A977	A913	G853	G783	G718	G658
C1470		A1280	C1218	G1155	U1155	U1095	A1035	A978	A914	G854	G784	C719	U659
C1402		C1281	U1219	G1156	U1156	C1096	G1036	C979	A915	G855	G785	C720	G660
C1403		C1282	G1220	A1157	U1157	C1097	C1037	C980	G916	G856	G786	G721	G661
C1404		G1283	G1221	C1158	U1158	C1098	C1038	C981	A917	G857	A787	A722	G662
C1405		C1284	G1222	U1159	U1159	G1098	C1039	U982	A918	G858	U788	U723	A663
U1406		A1285	C1223	G1160	G1160	C1100	U1040	A983	A919	A859	U789	G724	G664
C1407		A1286	G1224	A1101	C1161	A1101	A1041	C984	U920	A860	A790	G725	A665
		U1287	A1225	A1102	C1162	A1102	G1042	C985	U921	G861	G791	C726	G666
C1412		C1343	C1226	G1163	G1163	C1103	C1043	A986	G922	C862	A792	G727	G667
C1413		A1288	A1227	G1164	G1164	G1104	A1044	G987	U923	U863	U793	A728	G668
C1414		U1290	C1228	C1165	U1165	A1105	C1045	G988	C924	A864	A794	A729	U669
C1353		G1291	C1229	C1166	U1166	G1106	A1046	C989	C925	A865	C795	G730	G670
C1415		U1292	A1230	C1167	U1167	C1107	G1047	C990	G926	A866	C796	G731	G671
A1483		G1293	G1231	C1168	U1168	G1108	G1048	U991	G927	G867	C797	G732	G672
C1484		U1294	U1232	A1169	U1169	C1109	U1049	U992	G928	G868	G798		G673
U1485		G1295	G1233	G1171	C1171	A1110	G1050	G993	G929	G869	G799		G674
C1420		C1296	C1234	A1111	U1111	A1111	C1051	A994		U870	G800	C735	A675
C1359		G1297	U1235	C1112	G1172	C1112	U1052	C995	C934	U871	U801	A737	A676
A1360		C1298	A1236	C1113	U1175	C1113	C1053	A996	A935	A872	A802	C738	U677
C1361		U1299	C1237	C1114	A1176	C1114	C1054		C936	A873	G803	C739	U678
C		G1300	A1238	C1115	G1177	C1115	U1055	A1000	A937	A874	U804	U740	C679
C1362		U1301	A1239	C1116	G1178	C1116	A1056	A938	A938	C875	C805	G741	C680
A1363		U1302	U1240	C1117	U1179	G1117	G1057	G	C939	G876	C806	G742	C681
C1364		C1303	G1241	C1118	A1180	C1118	U1058	G1002	C940	C877	A807	U743	G682
G1365		G1304	C1242	C1119	G1181	C1119	C1059	G1003	G941	G878		C744	G683
C1366		U1305	C1243	G1120	A1182	G1120	G1060	A1004	G942	C879		C745	A684
C1367		A1306	C1244	U1121	G1183	U1121	G1061	A1005	U943	C880	A746	A746	G685
C1368		U1307	C1244	U1122	G1184	U1122	U1062	C1006	G944	C881	C747	G748	U686
C1369		G1370	A1248	G1185	G1185	A1123	C1063	C1007	G945	C882	G749	C749	A687
		C1371	C1249	G1186	U1186	U1124	G1064	C1008	A946	C883	A815	C749	C688
		U1372	A1250	C1189	U1189	U1125	U1065	G1009	G947	U884	A816	G750	C689
		G1373	A1251	C1190	U1190	U1126	C1066	G1010	C948	G885	C817	U751	G690
		U1374	A1252	G1191	U1191	G1127	A1067	G1011	A949	G886	G818	G752	G691
		C1375	G1253	A1191	C1191	C1128	G1068	U1012	U950	G887	A819	A753	U692
		A1376	G1316	C1192	G1192	C1129	C1069	G1013	G951	G888	U820	C754	G693
		U1377	G1255	G1193	C1193	A1130	U1070	A1014	U952	A889	G821	G755	A694
		A1378	A1256	U1194	G1194	C1131	C1071	A1015	G953	G890		G756	A695
		C1379	U1257	U1195	U1195	C1132	U1072	A1016	G954	U891	G825	G757	A696
		U1380	C1258	U1196	U1196	G1133	U1073	G1017	U955	A892	G826	G758	U697
		C1321	C1259	G1197	G1197	G1134	G1074	C1018		C893	U827	A759	G698



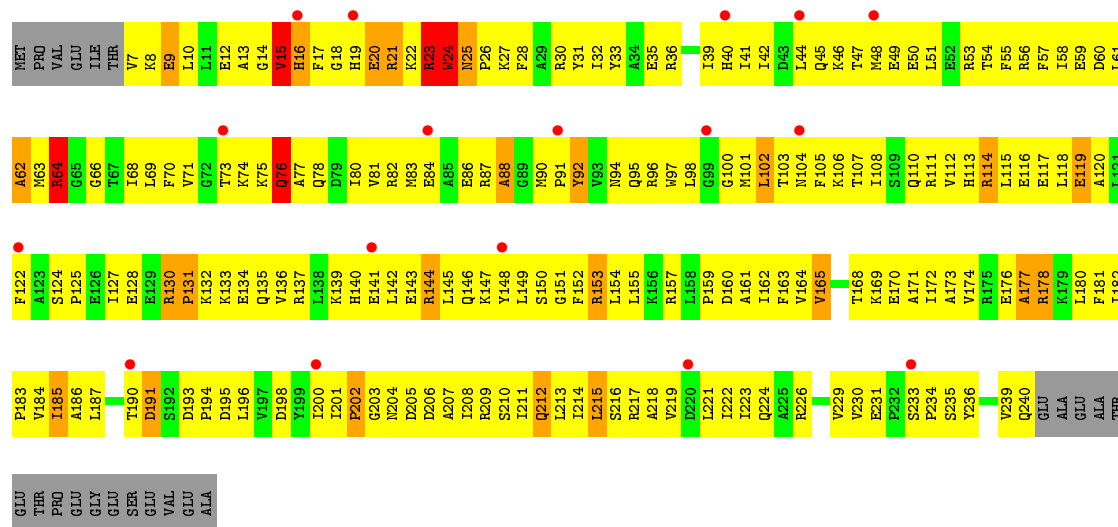
• Molecule 2: A-Site Messenger RNA



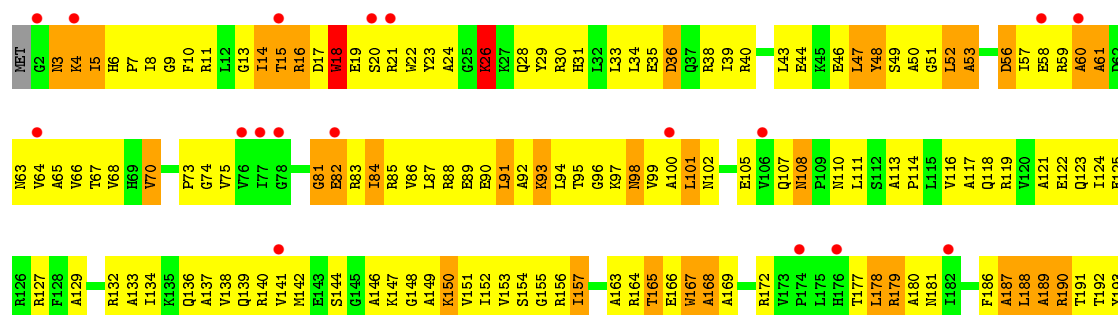
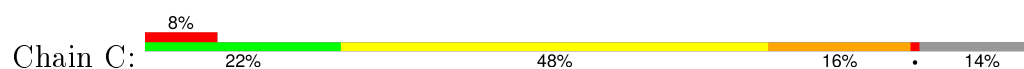
• Molecule 3: Anticodon Transfer RNA

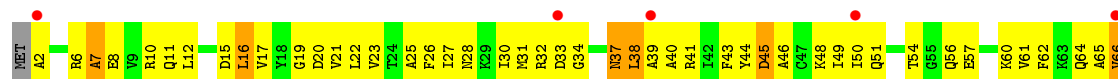



• Molecule 4: 30S ribosomal protein S2



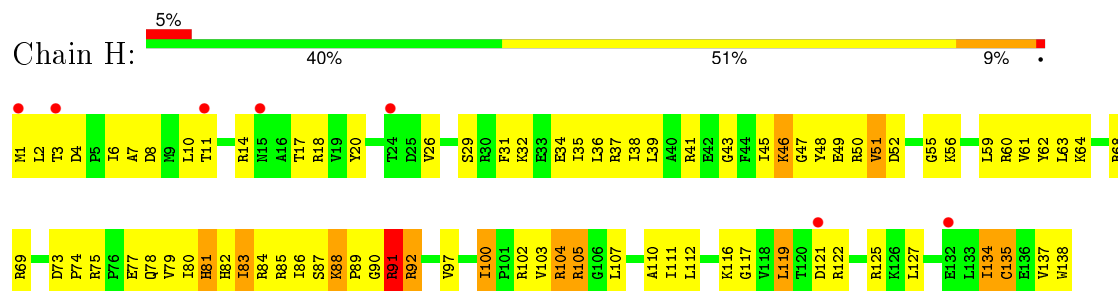
• Molecule 5: 30S ribosomal protein S3



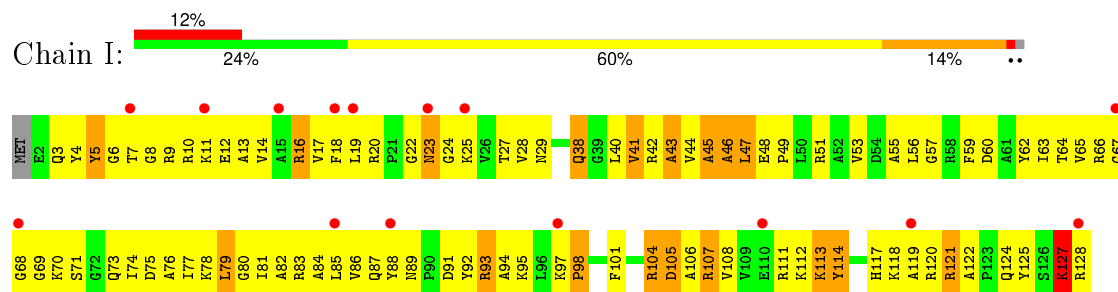




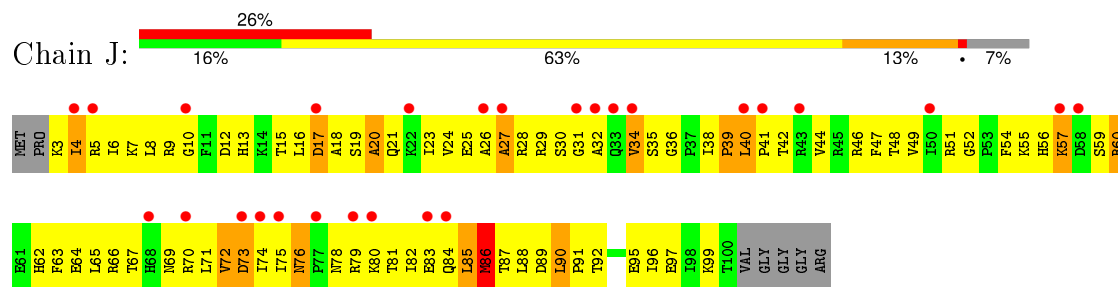
- Molecule 10: 30S ribosomal protein S8



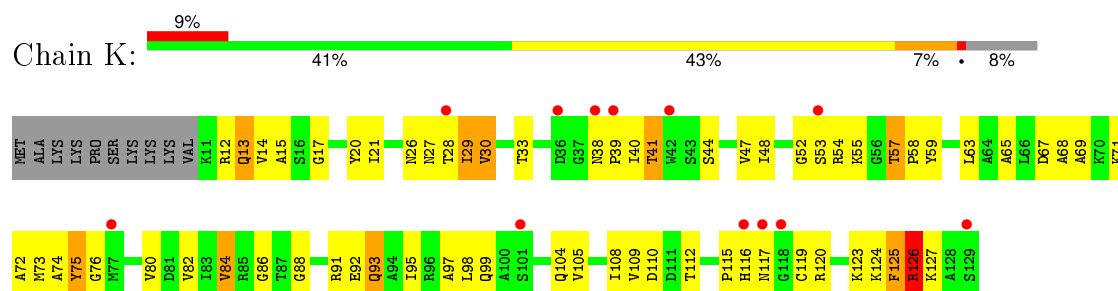
- Molecule 11: 30S ribosomal protein S9



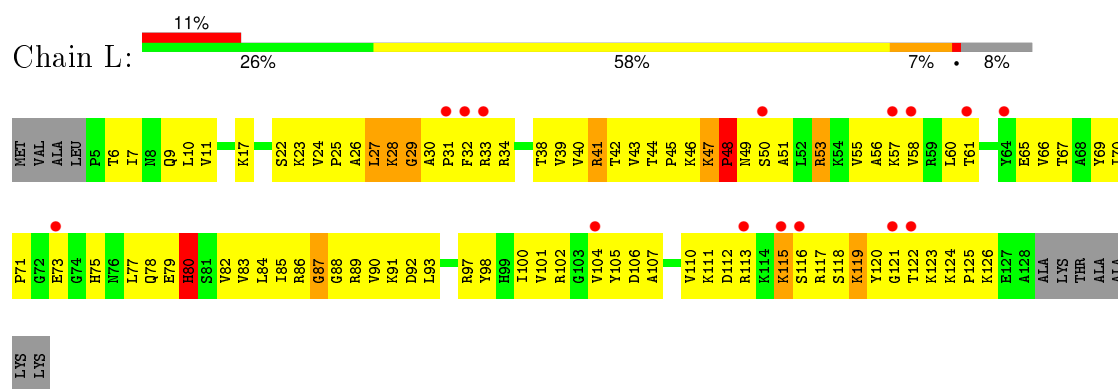
- Molecule 12: 30S ribosomal protein S10



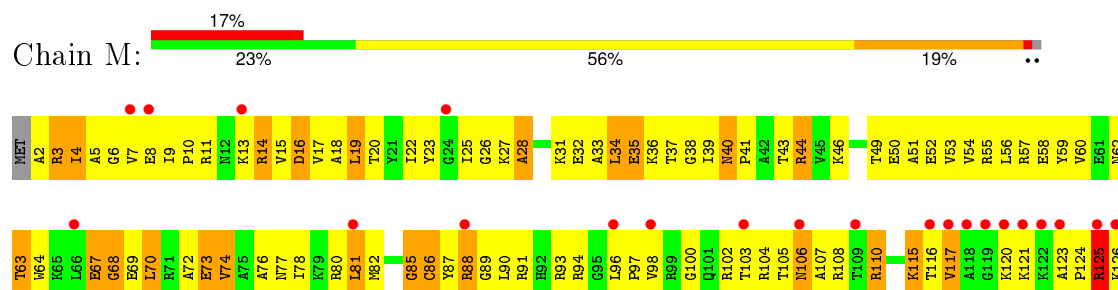
- Molecule 13: 30S ribosomal protein S11



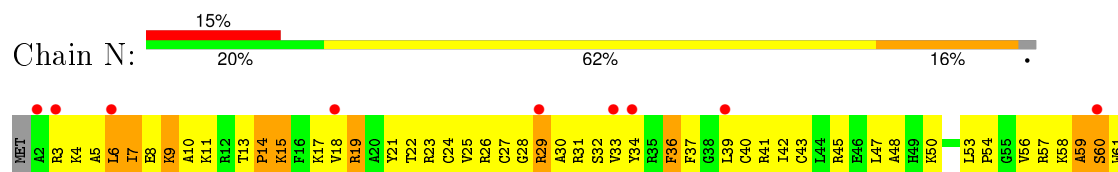
- Molecule 14: 30S ribosomal protein S12



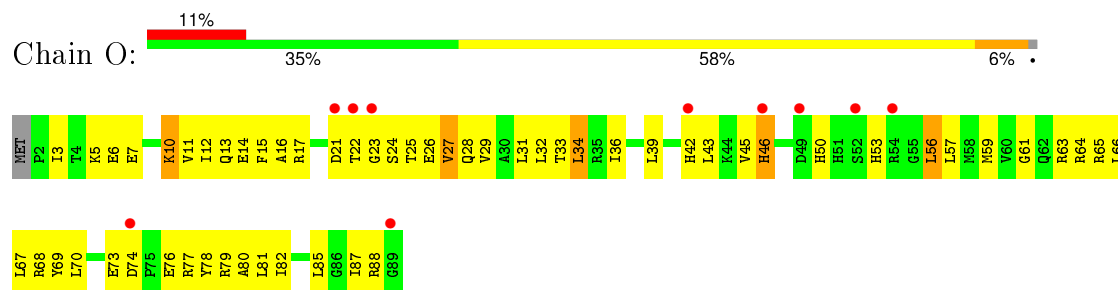
- Molecule 15: 30S ribosomal protein S13



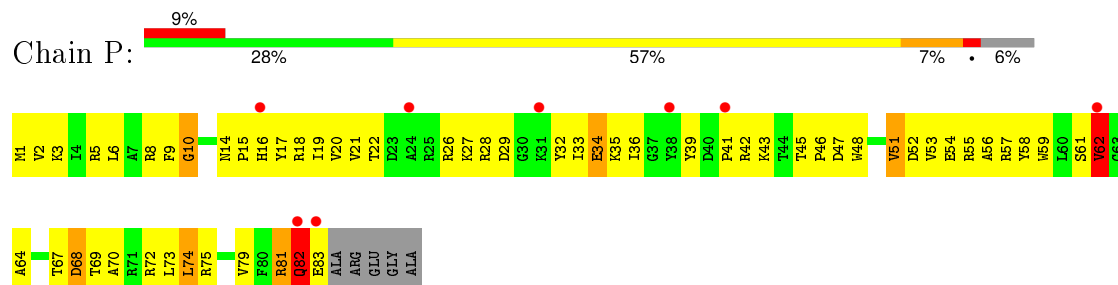
- Molecule 16: 30S ribosomal protein S14



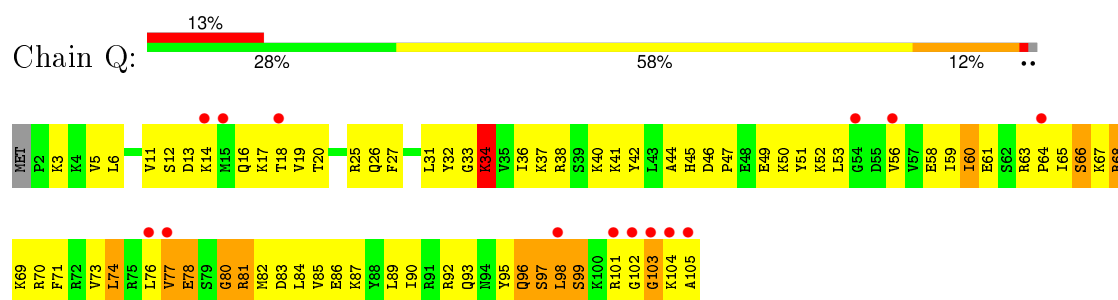
- Molecule 17: 30S ribosomal protein S15



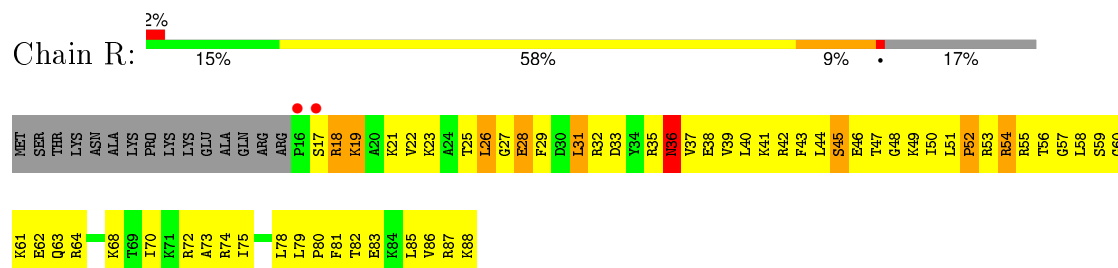
- Molecule 18: 30S ribosomal protein S16



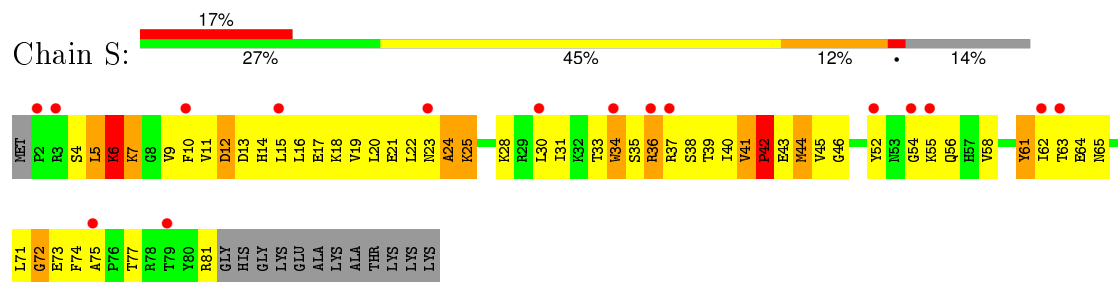
- Molecule 19: 30S ribosomal protein S17



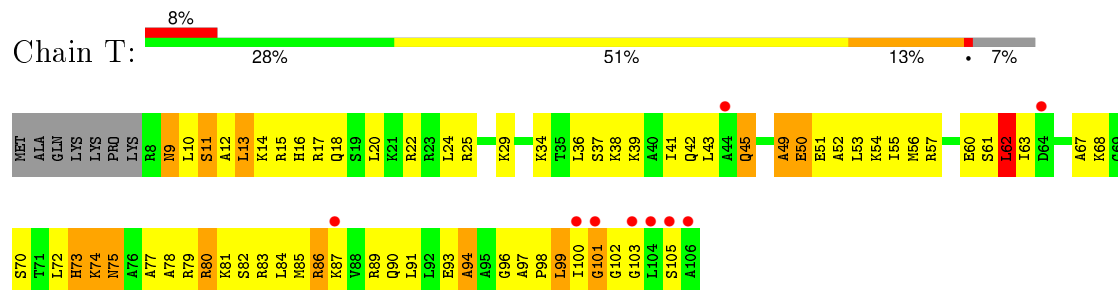
• Molecule 20: 30S ribosomal protein S18



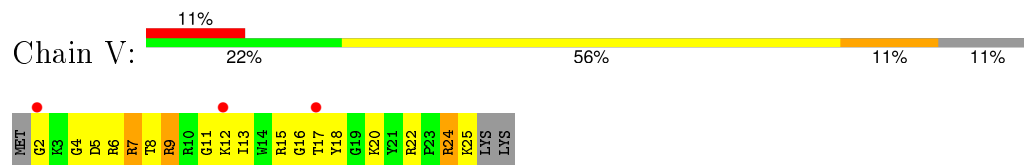
• Molecule 21: 30S ribosomal protein S19



• Molecule 22: 30S ribosomal protein S20



• Molecule 23: 30S ribosomal protein Thx



4 Data and refinement statistics

Property	Value	Source
Space group	P 41 21 2	Depositor
Cell constants a, b, c, α , β , γ	400.81Å 400.81Å 176.12Å 90.00° 90.00° 90.00°	Depositor
Resolution (Å)	99.00 – 3.25 200.41 – 3.23	Depositor EDS
% Data completeness (in resolution range)	5.0 (99.00-3.25) 88.5 (200.41-3.23)	Depositor EDS
R_{merge}	(Not available)	Depositor
R_{sym}	0.14	Depositor
$\langle I/\sigma(I) \rangle$ ¹	2.05 (at 3.26Å)	Xtriage
Refinement program	CNS	Depositor
R, R_{free}	0.231 , 0.284 0.228 , 0.280	Depositor DCC
R_{free} test set	10001 reflections (5.02%)	DCC
Wilson B-factor (Å ²)	85.2	Xtriage
Anisotropy	0.267	Xtriage
Bulk solvent k_{sol} (e/Å ³), B_{sol} (Å ²)	0.37 , 146.6	EDS
Estimated twinning fraction	No twinning to report.	Xtriage
L-test for twinning ²	$\langle L \rangle = 0.48$, $\langle L^2 \rangle = 0.31$	Xtriage
Outliers	0 of 209982 reflections	Xtriage
F_o, F_c correlation	0.87	EDS
Total number of atoms	52063	wwPDB-VP
Average B, all atoms (Å ²)	80.0	wwPDB-VP

Xtriage's analysis on translational NCS is as follows: *The largest off-origin peak in the Patterson function is 2.22% of the height of the origin peak. No significant pseudotranslation is detected.*

¹Intensities estimated from amplitudes.

²Theoretical values of $\langle |L| \rangle$, $\langle L^2 \rangle$ for acentric reflections are 0.5, 0.375 respectively for untwinned datasets, and 0.333, 0.2 for perfectly twinned datasets.

5 Model quality [i](#)

5.1 Standard geometry [i](#)

Bond lengths and bond angles in the following residue types are not validated in this section: ZN, MG, T6A, PAR, MNU

The Z score for a bond length (or angle) is the number of standard deviations the observed value is removed from the expected value. A bond length (or angle) with $|Z| > 5$ is considered an outlier worth inspection. RMSZ is the root-mean-square of all Z scores of the bond lengths (or angles).

Mol	Chain	Bond lengths		Bond angles	
		RMSZ	$\# Z > 5$	RMSZ	$\# Z > 5$
1	A	0.57	2/36244 (0.0%)	0.74	36/56567 (0.1%)
2	W	0.55	0/72	0.95	1/111 (0.9%)
3	X	0.41	0/203	0.78	0/311
4	B	0.34	0/1935	0.65	0/2609
5	C	0.36	0/1636	0.63	0/2205
6	D	0.39	0/1733	0.65	0/2318
7	E	0.44	0/1162	0.74	0/1564
8	F	0.32	0/856	0.59	0/1154
9	G	0.35	0/1276	0.61	0/1709
10	H	0.44	0/1136	0.75	0/1527
11	I	0.35	0/1029	0.63	0/1378
12	J	0.35	0/805	0.69	0/1082
13	K	0.41	0/900	0.68	0/1213
14	L	0.45	0/986	0.77	0/1320
15	M	0.35	0/1008	0.67	0/1347
16	N	0.43	0/501	0.74	0/664
17	O	0.36	0/745	0.63	0/992
18	P	0.47	0/716	0.74	0/963
19	Q	0.47	0/870	0.77	0/1159
20	R	0.35	0/603	0.65	0/799
21	S	0.32	0/661	0.63	0/890
22	T	0.41	0/764	0.77	0/1006
23	V	0.42	0/212	0.72	0/277
All	All	0.52	2/56053 (0.0%)	0.73	37/83165 (0.0%)

Chiral center outliers are detected by calculating the chiral volume of a chiral center and verifying if the center is modelled as a planar moiety or with the opposite hand. A planarity outlier is detected by checking planarity of atoms in a peptide group, atoms in a mainchain group or atoms of a sidechain that are expected to be planar.

Mol	Chain	#Chirality outliers	#Planarity outliers
1	A	4	60
3	X	1	0
All	All	5	60

All (2) bond length outliers are listed below:

Mol	Chain	Res	Type	Atoms	Z	Observed(Å)	Ideal(Å)
1	A	1361	G	C3'-O3'	5.22	1.49	1.42
1	A	1361	G	O3'-P	5.14	1.67	1.61

All (37) bond angle outliers are listed below:

Mol	Chain	Res	Type	Atoms	Z	Observed(°)	Ideal(°)
1	A	575	G	C2'-C3'-O3'	9.66	130.74	109.50
1	A	115	G	C2'-C3'-O3'	9.52	130.44	109.50
1	A	559	A	C2'-C3'-O3'	9.37	130.12	109.50
1	A	243	A	C2'-C3'-O3'	9.32	130.01	109.50
1	A	1528	U	C2'-C3'-O3'	8.97	129.23	109.50
1	A	181	G	C2'-C3'-O3'	8.89	129.06	109.50
1	A	1498	U	C2'-C3'-O3'	8.36	127.90	109.50
1	A	1503	A	C2'-C3'-O3'	7.72	126.48	109.50
1	A	792	A	C2'-C3'-O3'	7.46	125.91	109.50
1	A	366	C	C2'-C3'-O3'	7.18	125.30	109.50
1	A	509	A	C2'-C3'-O3'	7.12	125.17	109.50
1	A	1505	G	C2'-C3'-O3'	7.11	125.14	109.50
1	A	965	A	C2'-C3'-O3'	6.87	124.70	113.70
1	A	812	C	C2'-C3'-O3'	6.74	124.48	113.70
1	A	1346	A	C2'-C3'-O3'	6.65	124.34	113.70
1	A	484	G	C2'-C3'-O3'	6.62	124.29	113.70
1	A	1299	A	N9-C1'-C2'	6.45	122.38	114.00
1	A	372	C	C2'-C3'-O3'	6.40	123.94	113.70
1	A	266	G	C2'-C3'-O3'	6.19	123.60	113.70
1	A	353	A	C5'-C4'-O4'	-6.19	101.67	109.10
1	A	108	G	O4'-C1'-N9	6.16	113.13	108.20
1	A	1502	A	N9-C1'-C2'	5.96	121.75	114.00
1	A	687	A	C2'-C3'-O3'	5.91	123.16	113.70
1	A	418	C	N1-C1'-C2'	5.87	121.63	114.00
1	A	60	A	C2'-C3'-O3'	5.80	122.98	113.70
1	A	960	U	C2'-C3'-O3'	5.70	122.81	113.70
1	A	108	G	O4'-C4'-C3'	-5.66	98.34	104.00
1	A	760	G	N9-C1'-C2'	-5.65	105.79	112.00
1	A	1281	U	N1-C1'-C2'	5.62	121.30	114.00
1	A	328	C	C2'-C3'-O3'	5.44	122.41	113.70

Continued on next page...

Continued from previous page...

Mol	Chain	Res	Type	Atoms	Z	Observed(°)	Ideal(°)
2	W	1	A	O5'-C5'-C4'	5.36	121.88	111.70
1	A	1528	U	C4'-C3'-O3'	5.33	123.65	113.00
1	A	575	G	O4'-C1'-N9	-5.31	103.95	108.20
1	A	1454	G	N9-C1'-C2'	-5.29	106.18	112.00
1	A	243	A	C4'-C3'-O3'	5.07	123.13	113.00
1	A	1504	G	OP2-P-O3'	5.04	116.30	105.20
1	A	572	A	N9-C1'-C2'	5.03	120.54	114.00

All (5) chirality outliers are listed below:

Mol	Chain	Res	Type	Atom
1	A	181	G	C3'
1	A	243	A	C3'
1	A	559	A	C3'
1	A	1528	U	C3'
3	X	37	T6A	C14

All (60) planarity outliers are listed below:

Mol	Chain	Res	Type	Group
1	A	1048	G	Sidechain
1	A	1054	C	Sidechain
1	A	107	G	Sidechain
1	A	1073	U	Sidechain
1	A	1077	G	Sidechain
1	A	108	G	Sidechain
1	A	1235	U	Sidechain
1	A	1281	U	Sidechain
1	A	1299	A	Sidechain
1	A	1345	U	Sidechain
1	A	1361	G	Sidechain
1	A	1396	A	Sidechain
1	A	1402	C	Sidechain
1	A	1414	U	Sidechain
1	A	1502	A	Sidechain
1	A	1510	U	Sidechain
1	A	1519	A	Sidechain
1	A	1522	U	Sidechain
1	A	1525	G	Sidechain
1	A	170	U	Sidechain
1	A	197	A	Sidechain
1	A	216	G	Sidechain

Continued on next page...

Continued from previous page...

Mol	Chain	Res	Type	Group
1	A	226	G	Sidechain
1	A	229	U	Sidechain
1	A	250	A	Sidechain
1	A	251	G	Sidechain
1	A	253	U	Sidechain
1	A	274	A	Sidechain
1	A	303	A	Sidechain
1	A	387	U	Sidechain
1	A	39	G	Sidechain
1	A	404	U	Sidechain
1	A	408	A	Sidechain
1	A	474	G	Sidechain
1	A	490	G	Sidechain
1	A	528	C	Sidechain
1	A	529	G	Sidechain
1	A	561	U	Sidechain
1	A	571	U	Sidechain
1	A	572	A	Sidechain
1	A	573	A	Sidechain
1	A	575	G	Sidechain
1	A	587	G	Sidechain
1	A	604	G	Sidechain
1	A	657	G	Sidechain
1	A	664	G	Sidechain
1	A	682	G	Sidechain
1	A	727	G	Sidechain
1	A	741	G	Sidechain
1	A	77	G	Sidechain
1	A	785	G	Sidechain
1	A	84	U	Sidechain
1	A	860	A	Sidechain
1	A	870	U	Sidechain
1	A	879	C	Sidechain
1	A	898	G	Sidechain
1	A	901	A	Sidechain
1	A	911	U	Sidechain
1	A	912	C	Sidechain
1	A	960	U	Sidechain

5.2 Too-close contacts ⓘ

In the following table, the Non-H and H(model) columns list the number of non-hydrogen atoms and hydrogen atoms in the chain respectively. The H(added) column lists the number of hydrogen atoms added and optimized by MolProbity. The Clashes column lists the number of clashes within the asymmetric unit, whereas Symm-Clashes lists symmetry related clashes.

Mol	Chain	Non-H	H(model)	H(added)	Clashes	Symm-Clashes
1	A	32380	0	16346	1337	0
2	W	64	0	35	4	0
3	X	239	0	127	7	0
4	B	1900	0	1951	305	0
5	C	1612	0	1677	245	0
6	D	1703	0	1764	150	0
7	E	1146	0	1207	140	0
8	F	843	0	857	102	0
9	G	1257	0	1296	131	0
10	H	1116	0	1177	112	0
11	I	1011	0	1043	153	0
12	J	792	0	835	127	0
13	K	885	0	904	71	0
14	L	970	0	1057	130	0
15	M	997	0	1072	155	0
16	N	492	0	530	67	0
17	O	734	0	771	78	0
18	P	700	0	720	81	0
19	Q	857	0	930	125	0
20	R	597	0	668	100	0
21	S	647	0	673	83	0
22	T	762	0	856	87	0
23	V	208	0	221	19	0
24	A	42	0	45	2	0
25	A	104	0	0	0	0
25	J	1	0	0	0	0
25	X	2	0	0	0	0
26	D	1	0	0	0	0
26	N	1	0	0	1	0
All	All	52063	0	36762	3496	0

The all-atom clashscore is defined as the number of clashes found per 1000 atoms (including hydrogen atoms). The all-atom clashscore for this structure is 39.

All (3496) close contacts within the same asymmetric unit are listed below, sorted by their clash magnitude.

Atom-1	Atom-2	Interatomic distance (Å)	Clash overlap (Å)
1:A:1489:G:H2'	1:A:1490:C:H5''	1.26	1.10
6:D:36:ARG:H	6:D:37:PRO:HD3	1.13	1.08
5:C:179:ARG:HG2	5:C:180:ALA:H	0.98	1.06
5:C:26:LYS:HD3	5:C:26:LYS:H	1.14	1.06
4:B:132:LYS:HA	4:B:135:GLN:HB3	1.36	1.05
1:A:1116:C:H2'	1:A:1117:G:H5''	1.36	1.05
1:A:928:G:H4'	1:A:1533:C:H5'	1.39	1.04
1:A:1489:G:C2'	1:A:1490:C:H5''	1.87	1.03
1:A:201:C:C4'	1:A:216:G:H21	1.71	1.03
1:A:929:G:OP1	1:A:1533:C:H2'	1.58	1.03
1:A:243:A:H4'	1:A:244:U:H5'	1.39	1.02
1:A:630:G:H2'	1:A:631:G:H5'	1.37	1.02
5:C:196:LEU:H	5:C:196:LEU:HD23	1.21	1.01
22:T:54:LYS:HG2	22:T:57:ARG:HH22	1.25	1.01
12:J:46:ARG:HD3	12:J:64:GLU:HB3	1.43	1.01
1:A:1057:G:H5''	5:C:154:SER:HB2	1.39	1.00
4:B:80:ILE:HD11	4:B:208:ILE:HG23	1.42	1.00
1:A:839:U:H5'	1:A:840:C:C5	1.97	1.00
5:C:179:ARG:HG2	5:C:180:ALA:N	1.77	0.99
1:A:190(L):U:H5'	1:A:190(L):U:H6	1.29	0.98
5:C:14:ILE:HG22	5:C:15:THR:H	1.27	0.98
14:L:60:LEU:HD11	14:L:85:ILE:HD12	1.45	0.97
1:A:266:G:H5''	1:A:268:C:H41	1.30	0.96
16:N:27:CYS:HG	26:N:307:ZN:ZN	0.78	0.96
14:L:47:LYS:HB3	14:L:48:PRO:HD3	1.47	0.96
6:D:36:ARG:HG3	6:D:38:TYR:HE2	1.30	0.96
14:L:60:LEU:HD21	14:L:66:VAL:HG22	1.48	0.96
11:I:106:ALA:O	11:I:108:VAL:HG23	1.66	0.95
21:S:17:GLU:HA	21:S:20:LEU:HG	1.49	0.95
1:A:972:C:H4'	12:J:57:LYS:HD3	1.47	0.95
7:E:80:ILE:HD11	7:E:91:LEU:HB2	1.47	0.95
21:S:20:LEU:HA	21:S:23:ASN:HD22	1.30	0.94
1:A:838:G:H2'	1:A:839:U:H5''	1.50	0.94
7:E:107:ARG:HH11	7:E:107:ARG:HB2	1.32	0.94
8:F:7:ASN:HB2	8:F:89:MET:HB3	1.48	0.94
5:C:129:ALA:HB3	5:C:132:ARG:HE	1.32	0.94
4:B:101:MET:HE3	4:B:108:ILE:HD13	1.46	0.94
12:J:90:LEU:H	12:J:91:PRO:HD2	1.32	0.93
21:S:55:LYS:HG2	21:S:56:GLN:HE21	1.34	0.93
1:A:939:G:H5''	9:G:102:ARG:HH22	1.32	0.93
4:B:48:MET:HA	4:B:51:LEU:HD12	1.50	0.92
1:A:582:U:H1'	19:Q:105:ALA:HA	1.50	0.92

Continued on next page...

Continued from previous page...

Atom-1	Atom-2	Interatomic distance (Å)	Clash overlap (Å)
11:I:114:TYR:HD1	11:I:114:TYR:H	1.12	0.92
5:C:179:ARG:CG	5:C:180:ALA:H	1.81	0.92
15:M:5:ALA:HB3	15:M:8:GLU:HG3	1.52	0.91
1:A:1095:U:H2'	1:A:1096:C:C6	2.04	0.91
4:B:18:GLY:HA2	4:B:41:ILE:HA	1.52	0.91
12:J:34:VAL:HG22	12:J:74:ILE:HG22	1.54	0.90
12:J:90:LEU:H	12:J:91:PRO:CD	1.84	0.90
14:L:126:LYS:H	14:L:126:LYS:HD2	1.33	0.90
1:A:760:G:H22	19:Q:105:ALA:N	1.68	0.90
17:O:87:ILE:HG22	17:O:88:ARG:HE	1.36	0.90
1:A:1356:G:H2'	1:A:1357:A:C8	2.06	0.90
15:M:81:LEU:HD23	15:M:81:LEU:H	1.37	0.89
1:A:1443:G:H5''	1:A:1446:A:H5'	1.53	0.89
10:H:90:GLY:O	10:H:91:ARG:HB2	1.72	0.89
6:D:36:ARG:HG3	6:D:38:TYR:CE2	2.07	0.89
4:B:92:TYR:CE1	4:B:151:GLY:HA3	2.07	0.89
5:C:179:ARG:HD3	5:C:206:GLU:HB3	1.55	0.89
4:B:178:ARG:HH11	4:B:178:ARG:HG3	1.37	0.89
1:A:1116:C:C2'	1:A:1117:G:H5''	2.03	0.88
17:O:26:GLU:HA	17:O:81:LEU:HD11	1.51	0.88
11:I:9:ARG:HG2	11:I:14:VAL:HG22	1.56	0.88
7:E:78:HIS:HD2	10:H:107:LEU:HD12	1.39	0.88
5:C:108:ASN:ND2	5:C:111:LEU:HG	1.87	0.88
5:C:123:GLN:HE22	5:C:140:ARG:HH22	1.14	0.88
16:N:24:CYS:HB3	16:N:28:GLY:H	1.38	0.88
11:I:43:ALA:HA	11:I:74:ILE:HD13	1.54	0.88
1:A:1034:G:H21	1:A:1035:A:H62	1.22	0.87
14:L:41:ARG:HG2	14:L:42:THR:H	1.40	0.87
1:A:200:G:N2	1:A:216:G:H2'	1.90	0.87
1:A:839:U:H5'	1:A:840:C:H5	1.36	0.87
1:A:953:G:H1'	15:M:125:ARG:HA	1.54	0.87
8:F:101:ALA:HA	20:R:28:GLU:HG3	1.56	0.87
1:A:1016:A:H2'	1:A:1017:G:O4'	1.75	0.87
9:G:22:LEU:O	9:G:25:ALA:HB3	1.74	0.86
1:A:409:G:OP2	1:A:431:A:H5'	1.76	0.86
6:D:36:ARG:N	6:D:37:PRO:HD3	1.89	0.86
7:E:51:VAL:HB	7:E:52:PRO:HD3	1.57	0.86
11:I:10:ARG:HG2	11:I:75:ASP:HB2	1.58	0.86
6:D:81:GLU:HA	6:D:84:LYS:HD2	1.57	0.85
1:A:1124:G:H5'	12:J:35:SER:O	1.76	0.85
1:A:1135:U:H4'	1:A:1136:U:H5	1.40	0.85

Continued on next page...

Continued from previous page...

Atom-1	Atom-2	Interatomic distance (Å)	Clash overlap (Å)
14:L:47:LYS:HB3	14:L:48:PRO:CD	2.05	0.85
1:A:382:A:H2'	1:A:383:A:C8	2.12	0.85
1:A:1316:G:H5''	16:N:17:LYS:HD2	1.58	0.85
1:A:459:G:N1	1:A:461:C:H5''	1.90	0.85
23:V:6:ARG:HD3	23:V:15:ARG:NH1	1.91	0.85
1:A:382:A:H2'	1:A:383:A:H8	1.42	0.85
1:A:371:G:O2'	1:A:372:C:H5'	1.76	0.85
17:O:16:ALA:HB1	17:O:21:ASP:HB3	1.59	0.84
1:A:1435:G:H2'	1:A:1436:U:C6	2.13	0.84
21:S:30:LEU:O	21:S:31:ILE:HD13	1.76	0.84
1:A:630:G:C2'	1:A:631:G:H5'	2.06	0.84
1:A:406:G:H1	1:A:436:C:H42	1.23	0.84
18:P:21:VAL:HG12	18:P:33:ILE:HD12	1.60	0.84
1:A:1201:A:H4'	1:A:1202:G:O5'	1.78	0.84
1:A:328:C:H2'	1:A:328:C:O2	1.75	0.84
5:C:18:TRP:HE3	5:C:18:TRP:H	1.22	0.84
10:H:20:TYR:CE2	10:H:75:ARG:HD2	2.13	0.84
12:J:48:THR:HA	12:J:62:HIS:HD2	1.42	0.83
4:B:200:ILE:HG22	4:B:201:ILE:H	1.41	0.83
8:F:100:ASN:HB2	20:R:23:LYS:HE3	1.60	0.83
1:A:939:G:H5''	9:G:102:ARG:NH2	1.92	0.83
5:C:156:ARG:H	5:C:163:ALA:HA	1.43	0.83
1:A:664:G:H22	1:A:741:G:H1	1.27	0.83
1:A:975:A:O5'	1:A:976:G:H5'	1.78	0.83
1:A:203:U:H4'	1:A:204:U:O3'	1.78	0.82
1:A:235:C:H5'	19:Q:70:ARG:HG2	1.60	0.82
11:I:114:TYR:CD2	12:J:60:ARG:HB2	2.14	0.82
5:C:52:LEU:HD23	5:C:52:LEU:H	1.44	0.82
14:L:77:LEU:HD21	14:L:107:ALA:HA	1.60	0.82
1:A:476:G:H2'	1:A:479:C:N4	1.94	0.82
11:I:93:ARG:NH1	11:I:93:ARG:HB3	1.94	0.82
1:A:1057:G:H5''	5:C:154:SER:CB	2.08	0.82
1:A:474:G:N3	1:A:474:G:H3'	1.95	0.82
1:A:476:G:H2'	1:A:479:C:H42	1.45	0.81
9:G:16:LEU:H	9:G:16:LEU:HD22	1.45	0.81
18:P:28:ARG:HH11	18:P:28:ARG:HG2	1.45	0.81
22:T:57:ARG:NH1	22:T:102:GLY:HA3	1.94	0.81
9:G:70:LYS:HB3	9:G:96:GLN:HG2	1.61	0.81
18:P:81:ARG:NE	18:P:81:ARG:HA	1.95	0.81
22:T:67:ALA:HA	22:T:73:HIS:H	1.46	0.81
12:J:38:ILE:HB	12:J:71:LEU:HB2	1.63	0.81

Continued on next page...

Continued from previous page...

Atom-1	Atom-2	Interatomic distance (Å)	Clash overlap (Å)
8:F:67:MET:HE2	8:F:72:VAL:HG22	1.62	0.81
8:F:26:ILE:O	8:F:30:LEU:HB2	1.79	0.81
22:T:54:LYS:HG2	22:T:57:ARG:NH2	1.94	0.81
1:A:579:G:H5'	1:A:728:A:H1'	1.60	0.81
7:E:11:ILE:HG22	7:E:12:LEU:HD12	1.63	0.80
5:C:150:LYS:HE2	5:C:152:ILE:HD11	1.63	0.80
18:P:81:ARG:HE	18:P:81:ARG:HA	1.46	0.80
12:J:25:GLU:HB3	12:J:29:ARG:HE	1.45	0.80
8:F:28:ARG:HA	8:F:28:ARG:CZ	2.11	0.80
5:C:3:ASN:HD22	5:C:3:ASN:N	1.79	0.80
4:B:19:HIS:HB2	4:B:204:ASN:ND2	1.97	0.80
4:B:77:ALA:HB1	4:B:80:ILE:HD12	1.62	0.80
10:H:116:LYS:NZ	10:H:127:LEU:HB3	1.96	0.80
11:I:65:VAL:HG21	11:I:73:GLN:HB3	1.63	0.80
12:J:4:ILE:HD12	12:J:74:ILE:HG13	1.63	0.80
9:G:120:ILE:H	9:G:120:ILE:HD12	1.47	0.80
1:A:1148:U:H2'	1:A:1149:C:O4'	1.82	0.80
1:A:1349:A:H2'	1:A:1350:A:H8	1.47	0.79
5:C:93:LYS:HE2	5:C:93:LYS:HA	1.63	0.79
9:G:15:ASP:HB3	9:G:19:GLY:N	1.97	0.79
20:R:47:THR:HA	20:R:83:GLU:HB2	1.64	0.79
5:C:190:ARG:HD2	5:C:190:ARG:H	1.48	0.79
4:B:84:GLU:HB3	4:B:219:VAL:HG21	1.64	0.79
4:B:218:ALA:O	4:B:222:ILE:HG13	1.82	0.79
19:Q:98:LEU:HA	19:Q:102:GLY:HA2	1.64	0.79
1:A:1527:C:O2'	1:A:1528:U:H5'	1.81	0.79
4:B:91:PRO:HG3	4:B:154:LEU:HB2	1.64	0.79
13:K:14:VAL:HG21	13:K:40:ILE:HD11	1.64	0.79
1:A:1137:C:H4'	1:A:1138:G:C2	2.18	0.79
10:H:83:ILE:O	10:H:83:ILE:HG23	1.83	0.78
5:C:134:ILE:HD11	5:C:153:VAL:HG23	1.65	0.78
4:B:15:VAL:HG11	4:B:209:ARG:HG2	1.63	0.78
1:A:406:G:H21	6:D:119:GLN:HE22	1.30	0.78
1:A:1054:C:N4	3:X:34:MNU:H1'	1.98	0.78
19:Q:12:SER:HB3	19:Q:20:THR:HB	1.65	0.78
12:J:84:GLN:O	12:J:88:LEU:HD12	1.83	0.78
9:G:38:LEU:HA	9:G:41:ARG:HG3	1.65	0.78
6:D:111:ALA:HB2	6:D:120:LEU:HD12	1.65	0.78
1:A:1106:G:H5''	5:C:172:ARG:HG2	1.65	0.78
7:E:122:GLU:O	7:E:123:LEU:HD23	1.84	0.78
1:A:1250:A:H5''	11:I:68:GLY:H	1.48	0.78

Continued on next page...

Continued from previous page...

Atom-1	Atom-2	Interatomic distance (Å)	Clash overlap (Å)
4:B:92:TYR:HE1	4:B:151:GLY:HA3	1.47	0.78
1:A:376:G:H2'	1:A:377:G:H8	1.48	0.78
6:D:8:VAL:HG11	6:D:21:LEU:HB3	1.66	0.78
1:A:1250:A:H4'	11:I:68:GLY:H	1.47	0.77
18:P:22:THR:HA	18:P:33:ILE:HG13	1.67	0.77
10:H:97:VAL:HA	10:H:100:ILE:HD11	1.65	0.77
1:A:1101:A:H4'	1:A:1102:A:O5'	1.85	0.77
15:M:4:ILE:HG22	15:M:5:ALA:N	1.99	0.77
12:J:30:SER:OG	12:J:81:THR:HA	1.83	0.77
4:B:115:LEU:HD21	4:B:153:ARG:HH22	1.49	0.77
1:A:1229:A:H2'	1:A:1230:C:H6	1.48	0.77
1:A:1490:C:H5'	1:A:1490:C:H6	1.47	0.77
4:B:142:LEU:O	4:B:146:GLN:HG2	1.85	0.77
5:C:86:VAL:O	5:C:89:GLU:HB3	1.85	0.77
14:L:25:PRO:C	14:L:27:LEU:H	1.87	0.77
1:A:760:G:H22	19:Q:105:ALA:H	1.28	0.77
5:C:56:ASP:O	5:C:57:ILE:HG13	1.84	0.77
15:M:36:LYS:HD2	15:M:59:TYR:CZ	2.19	0.77
1:A:760:G:H1	19:Q:105:ALA:HB2	1.48	0.77
1:A:1154:G:H2'	1:A:1155:G:H8	1.50	0.77
8:F:60:PHE:O	8:F:61:LEU:HD23	1.84	0.77
11:I:8:GLY:HA2	11:I:79:LEU:HD13	1.67	0.77
11:I:114:TYR:CE2	12:J:60:ARG:HB2	2.19	0.77
1:A:1140:C:H2'	1:A:1141:C:H6	1.50	0.77
1:A:1262:C:H42	1:A:1273:G:H1	1.32	0.77
11:I:16:ARG:HD3	11:I:64:THR:HB	1.67	0.77
1:A:190(L):U:H5'	1:A:190(L):U:C6	2.18	0.77
14:L:124:LYS:HD2	14:L:125:PRO:HD2	1.67	0.77
1:A:838:G:C2'	1:A:839:U:H5"	2.13	0.77
16:N:9:LYS:HD3	16:N:10:ALA:N	1.99	0.77
11:I:11:LYS:O	11:I:12:GLU:HB3	1.83	0.76
9:G:23:VAL:O	9:G:27:ILE:HG13	1.85	0.76
1:A:1140:C:H2'	1:A:1141:C:C6	2.20	0.76
14:L:6:THR:OG1	14:L:9:GLN:HG3	1.84	0.76
21:S:17:GLU:HA	21:S:20:LEU:CG	2.13	0.76
14:L:126:LYS:N	14:L:126:LYS:HD2	1.99	0.76
14:L:55:VAL:HG12	14:L:56:ALA:N	1.99	0.76
1:A:706:A:O2'	13:K:29:ILE:HD11	1.85	0.76
15:M:34:LEU:HD13	15:M:41:PRO:HA	1.66	0.76
5:C:64:VAL:HG23	5:C:99:VAL:HG11	1.67	0.76
15:M:62:ASN:O	15:M:63:THR:HB	1.85	0.76

Continued on next page...

Continued from previous page...

Atom-1	Atom-2	Interatomic distance (Å)	Clash overlap (Å)
19:Q:27:PHE:CZ	19:Q:36:ILE:HD11	2.20	0.76
7:E:76:ILE:HG22	7:E:78:HIS:H	1.50	0.76
1:A:1391:U:H2'	1:A:1392:G:C8	2.21	0.76
5:C:26:LYS:N	5:C:26:LYS:HD3	1.98	0.76
4:B:132:LYS:HB3	4:B:136:VAL:HG23	1.67	0.76
1:A:1313:U:OP2	21:S:6:LYS:HA	1.85	0.76
1:A:1141:C:O2'	1:A:1142:G:H5'	1.86	0.76
1:A:1502:A:H2	1:A:1505:G:H1	1.32	0.76
1:A:781:A:H2'	1:A:782:A:H5'	1.68	0.76
1:A:243:A:C4'	1:A:244:U:H5'	2.14	0.76
14:L:47:LYS:CB	14:L:48:PRO:HD3	2.15	0.76
1:A:1366:C:H2'	1:A:1367:C:H6	1.50	0.76
1:A:954:G:H4'	15:M:120:LYS:HB2	1.67	0.76
15:M:78:ILE:HA	15:M:81:LEU:HD21	1.65	0.76
1:A:409:G:OP1	1:A:429:U:H1'	1.86	0.76
5:C:191:THR:HG21	5:C:193:TYR:CZ	2.20	0.76
6:D:38:TYR:CD1	6:D:45:GLN:HG3	2.21	0.75
16:N:14:PRO:O	16:N:15:LYS:HB2	1.84	0.75
7:E:80:ILE:CD1	7:E:91:LEU:HB2	2.17	0.75
5:C:141:VAL:HG11	5:C:202:ILE:HG12	1.67	0.75
4:B:20:GLU:O	4:B:39:ILE:HG23	1.85	0.75
15:M:81:LEU:HD12	15:M:88:ARG:HG2	1.67	0.75
1:A:1161:C:H2'	1:A:1162:C:C6	2.20	0.75
9:G:54:THR:HG22	9:G:56:GLN:H	1.49	0.75
12:J:48:THR:HA	12:J:62:HIS:CD2	2.21	0.75
17:O:65:ARG:NH1	17:O:65:ARG:HB2	2.00	0.75
19:Q:97:SER:HB2	19:Q:102:GLY:O	1.87	0.75
5:C:116:VAL:HG21	5:C:202:ILE:HD11	1.69	0.75
7:E:7:GLU:HB3	7:E:112:LEU:HD11	1.68	0.75
13:K:91:ARG:C	13:K:93:GLN:H	1.87	0.75
1:A:459:G:H21	1:A:462:G:N2	1.84	0.75
5:C:196:LEU:N	5:C:196:LEU:HD23	2.01	0.75
23:V:6:ARG:HD3	23:V:15:ARG:HH12	1.50	0.75
1:A:201:C:H4'	1:A:216:G:H21	1.48	0.74
17:O:77:ARG:O	17:O:80:ALA:HB3	1.87	0.74
14:L:34:ARG:O	14:L:61:THR:HG23	1.87	0.74
1:A:1360:A:H2'	1:A:1361:G:C8	2.22	0.74
1:A:409:G:H5'	1:A:430:A:C5	2.23	0.74
1:A:1196:U:H5''	1:A:1197:G:H5'	1.69	0.74
7:E:43:LEU:HD11	7:E:132:ALA:HB1	1.68	0.74
6:D:38:TYR:HE1	6:D:45:GLN:HE21	1.31	0.74

Continued on next page...

Continued from previous page...

Atom-1	Atom-2	Interatomic distance (Å)	Clash overlap (Å)
1:A:203:U:O3'	1:A:204:U:H4'	1.87	0.74
1:A:406:G:H1	1:A:436:C:N4	1.85	0.74
1:A:877:C:O2	10:H:3:THR:HG21	1.88	0.74
6:D:24:GLU:O	6:D:25:ARG:HB2	1.86	0.74
6:D:36:ARG:H	6:D:37:PRO:CD	1.96	0.74
1:A:755:G:OP2	17:O:65:ARG:HD2	1.87	0.74
1:A:1010:G:H2'	1:A:1011:G:H8	1.52	0.74
1:A:1250:A:C5'	11:I:68:GLY:H	2.01	0.74
19:Q:45:HIS:NE2	19:Q:47:PRO:HG3	2.02	0.74
1:A:458:C:H42	1:A:463:A:H3'	1.52	0.74
14:L:46:LYS:HE2	14:L:47:LYS:HB2	1.68	0.74
4:B:101:MET:N	4:B:108:ILE:HD12	2.03	0.74
14:L:43:VAL:HG12	14:L:44:THR:N	2.02	0.74
4:B:124:SER:HB2	4:B:125:PRO:HD2	1.67	0.74
11:I:44:VAL:HG12	11:I:51:ARG:HH12	1.52	0.74
14:L:75:HIS:HD2	14:L:77:LEU:H	1.33	0.74
5:C:110:ASN:HD22	5:C:140:ARG:HB3	1.53	0.74
14:L:53:ARG:HG2	14:L:69:TYR:HE1	1.53	0.74
1:A:1490:C:O2'	1:A:1491:G:H5'	1.88	0.74
4:B:57:PHE:CE2	4:B:61:LEU:HD11	2.22	0.74
14:L:27:LEU:O	14:L:29:GLY:N	2.20	0.74
8:F:48:LEU:HD13	8:F:52:ILE:HD12	1.69	0.74
17:O:36:ILE:HA	17:O:59:MET:HE1	1.70	0.74
10:H:121:ASP:HB2	10:H:125:ARG:HH21	1.52	0.73
15:M:49:THR:HG22	15:M:51:ALA:H	1.52	0.73
4:B:82:ARG:HA	4:B:92:TYR:CE2	2.23	0.73
1:A:250:A:H4'	1:A:251:G:O5'	1.88	0.73
18:P:34:GLU:OE2	18:P:55:ARG:HD3	1.88	0.73
20:R:19:LYS:H	20:R:19:LYS:HD2	1.54	0.73
6:D:38:TYR:HD1	6:D:45:GLN:HG3	1.53	0.73
1:A:1118:C:H1'	1:A:1179:A:C4	2.24	0.73
1:A:1125:U:H3	12:J:5:ARG:HH21	1.34	0.73
6:D:26:CYS:HA	6:D:31:CYS:HB2	1.71	0.73
1:A:267:C:H2'	1:A:268:C:H6	1.53	0.73
5:C:10:PHE:CZ	5:C:178:LEU:HD13	2.23	0.73
1:A:953:G:H1'	15:M:125:ARG:CA	2.19	0.73
1:A:1443:G:H5''	1:A:1446:A:C5'	2.19	0.73
14:L:110:VAL:O	14:L:122:THR:HG22	1.87	0.73
1:A:149:A:H2'	1:A:150:C:C6	2.23	0.73
21:S:15:LEU:HD12	21:S:16:LEU:N	2.03	0.73
1:A:701:C:H5'	1:A:703:G:O4'	1.88	0.73

Continued on next page...

Continued from previous page...

Atom-1	Atom-2	Interatomic distance (Å)	Clash overlap (Å)
1:A:730:G:N2	1:A:765:G:H5''	2.04	0.73
4:B:27:LYS:HE2	4:B:195:ASP:HB2	1.70	0.73
1:A:190:C:H4'	1:A:190(A):C:OP1	1.88	0.73
4:B:66:GLY:HA2	4:B:160:ASP:OD2	1.89	0.73
5:C:134:ILE:HD11	5:C:153:VAL:CG2	2.19	0.72
6:D:118:ARG:HH21	6:D:118:ARG:HG3	1.54	0.72
4:B:182:ILE:HD12	4:B:182:ILE:H	1.54	0.72
5:C:150:LYS:HG3	5:C:169:ALA:HB2	1.69	0.72
4:B:18:GLY:N	4:B:41:ILE:HG23	2.05	0.72
15:M:3:ARG:HA	15:M:9:ILE:HG13	1.70	0.72
1:A:954:G:H21	1:A:1227:A:H62	1.35	0.72
1:A:1135:U:H4'	1:A:1136:U:C5	2.22	0.72
1:A:1064:G:H4'	1:A:1065:U:C5'	2.19	0.72
15:M:13:LYS:HG2	15:M:44:ARG:HH21	1.54	0.72
14:L:86:ARG:HG3	14:L:86:ARG:HH11	1.54	0.72
11:I:4:TYR:CE2	11:I:88:TYR:HA	2.24	0.72
1:A:1281:U:H5'	1:A:1282:C:C5	2.25	0.72
20:R:53:ARG:NH1	20:R:60:GLY:N	2.37	0.72
1:A:1489:G:H2'	1:A:1490:C:C5'	2.14	0.72
10:H:116:LYS:HZ2	10:H:127:LEU:HB3	1.54	0.72
1:A:977:A:H2'	1:A:978:A:H5''	1.70	0.72
5:C:47:LEU:HD23	5:C:68:VAL:HG11	1.71	0.72
13:K:110:ASP:HB2	20:R:88:LYS:NZ	2.03	0.72
15:M:23:TYR:HB2	15:M:67:GLU:OE2	1.90	0.72
6:D:3:ARG:HD2	6:D:118:ARG:CZ	2.18	0.72
21:S:14:HIS:O	21:S:18:LYS:HB2	1.89	0.72
1:A:1437:C:H2'	1:A:1438:G:H8	1.55	0.72
14:L:75:HIS:CD2	14:L:77:LEU:H	2.07	0.72
12:J:54:PHE:O	12:J:55:LYS:HG2	1.90	0.72
1:A:335:C:H2'	1:A:336:C:H6	1.55	0.71
4:B:73:THR:HG21	4:B:96:ARG:HH11	1.54	0.71
15:M:69:GLU:O	15:M:72:ALA:HB3	1.90	0.71
9:G:49:ILE:N	9:G:49:ILE:HD12	2.05	0.71
5:C:129:ALA:HB3	5:C:132:ARG:NE	2.02	0.71
1:A:760:G:N2	19:Q:104:LYS:H	1.87	0.71
7:E:81:GLU:HG2	7:E:90:VAL:HG22	1.72	0.71
1:A:129(A):G:O2'	1:A:190(E):U:H2'	1.90	0.71
1:A:1226:C:H4'	1:A:1227:A:OP1	1.89	0.71
1:A:1142:G:H2'	1:A:1143:G:O4'	1.89	0.71
1:A:460:A:H62	1:A:463:A:N6	1.88	0.71
4:B:51:LEU:HD22	4:B:55:PHE:HE1	1.53	0.71

Continued on next page...

Continued from previous page...

Atom-1	Atom-2	Interatomic distance (Å)	Clash overlap (Å)
1:A:193:C:H2'	1:A:194:C:C6	2.25	0.71
1:A:408:A:OP1	1:A:408:A:H3'	1.90	0.71
1:A:1145:C:HO2'	1:A:1146:A:H8	1.38	0.71
1:A:269:C:H2'	1:A:270:A:C8	2.25	0.71
10:H:60:ARG:HG3	10:H:60:ARG:HH11	1.55	0.71
18:P:55:ARG:O	18:P:58:TYR:HB3	1.91	0.71
7:E:105:VAL:HB	7:E:106:PRO:HD3	1.71	0.71
1:A:101:A:O2'	1:A:102:G:H5'	1.90	0.71
5:C:20:SER:HB3	5:C:22:TRP:NE1	2.05	0.71
15:M:81:LEU:CD2	15:M:81:LEU:H	2.04	0.71
9:G:113:GLU:HG2	9:G:119:ARG:HG2	1.73	0.71
4:B:47:THR:O	4:B:51:LEU:HG	1.90	0.70
10:H:51:VAL:HG12	10:H:52:ASP:H	1.56	0.70
1:A:333:G:H4'	22:T:16:HIS:CD2	2.26	0.70
1:A:1106:G:OP1	5:C:172:ARG:HD3	1.91	0.70
1:A:1057:G:O2'	1:A:1058:G:H5'	1.91	0.70
1:A:1152:A:H5'	12:J:70:ARG:NH2	2.07	0.70
5:C:3:ASN:HD22	5:C:3:ASN:H	1.39	0.70
1:A:1401:G:N2	1:A:1402:C:H1'	2.05	0.70
1:A:424:G:H3'	1:A:424:G:N3	2.06	0.70
13:K:33:THR:HG22	13:K:39:PRO:HA	1.72	0.70
1:A:1298:C:C4	9:G:114:ARG:HD2	2.26	0.70
5:C:15:THR:O	5:C:16:ARG:HB2	1.91	0.70
16:N:59:ALA:O	16:N:60:SER:HB3	1.90	0.70
1:A:1435:G:H2'	1:A:1436:U:H6	1.55	0.70
1:A:1114:C:H2'	1:A:1115:C:H6	1.55	0.70
1:A:1005:A:H1'	1:A:1026:G:N2	2.06	0.70
4:B:71:VAL:O	4:B:165:VAL:HG23	1.92	0.70
1:A:370:C:O2'	1:A:371:G:H5'	1.92	0.70
6:D:153:ARG:HH22	6:D:180:GLY:HA2	1.56	0.70
4:B:68:ILE:H	4:B:90:MET:HE1	1.57	0.70
6:D:61:LYS:HD2	6:D:207:TYR:OH	1.91	0.70
1:A:163:C:O2'	1:A:164:U:H5'	1.91	0.70
1:A:186:C:H2'	1:A:187:C:H6	1.57	0.70
8:F:31:GLU:HA	8:F:35:ALA:HB2	1.73	0.70
23:V:5:ASP:O	23:V:11:GLY:HA3	1.92	0.70
21:S:6:LYS:HD3	21:S:6:LYS:H	1.55	0.69
1:A:186:C:H2'	1:A:187:C:C6	2.27	0.69
1:A:666:G:H5'	1:A:726:C:H1'	1.73	0.69
6:D:191:ARG:HD2	6:D:191:ARG:O	1.92	0.69
1:A:1352:C:H2'	1:A:1353:G:C8	2.27	0.69

Continued on next page...

Continued from previous page...

Atom-1	Atom-2	Interatomic distance (Å)	Clash overlap (Å)
11:I:44:VAL:HG12	11:I:51:ARG:NH1	2.06	0.69
8:F:100:ASN:HD22	20:R:23:LYS:HG2	1.57	0.69
5:C:190:ARG:HH11	5:C:190:ARG:HG2	1.57	0.69
1:A:1510:U:H2'	1:A:1511:G:C8	2.27	0.69
1:A:1397:C:H4'	1:A:1398:A:OP2	1.92	0.69
5:C:180:ALA:HB1	5:C:203:PHE:CE1	2.27	0.69
1:A:190(L):U:H6	1:A:190(L):U:C5'	2.05	0.69
17:O:87:ILE:HG22	17:O:88:ARG:NE	2.08	0.69
1:A:975:A:H8	1:A:975:A:H5'	1.55	0.69
22:T:11:SER:HA	22:T:13:LEU:CD1	2.22	0.69
1:A:243:A:H4'	1:A:244:U:C5'	2.18	0.69
1:A:1368:G:O2'	1:A:1369:C:H5'	1.92	0.69
7:E:78:HIS:CD2	10:H:107:LEU:HD12	2.25	0.69
9:G:22:LEU:HD21	9:G:66:VAL:HG21	1.75	0.69
9:G:147:ALA:C	9:G:148:ASN:HD22	1.95	0.69
8:F:44:GLY:HA2	8:F:59:TYR:CZ	2.28	0.69
1:A:946:A:H2'	1:A:947:G:C8	2.27	0.69
1:A:1152:A:H2'	1:A:1153:C:C6	2.27	0.69
22:T:75:ASN:OD1	22:T:75:ASN:N	2.25	0.69
20:R:86:VAL:HG12	20:R:87:ARG:H	1.57	0.69
4:B:146:GLN:O	4:B:150:SER:HB3	1.93	0.69
8:F:30:LEU:HD22	8:F:35:ALA:CB	2.22	0.69
16:N:22:THR:OG1	16:N:33:VAL:HG21	1.92	0.69
14:L:55:VAL:HG11	14:L:67:THR:HG23	1.73	0.69
19:Q:45:HIS:O	19:Q:47:PRO:HD3	1.92	0.69
1:A:269:C:H2'	1:A:270:A:H8	1.56	0.69
4:B:219:VAL:C	4:B:221:LEU:H	1.94	0.69
1:A:1053:G:C3'	1:A:1054:C:H5'	2.23	0.69
5:C:180:ALA:HB1	5:C:203:PHE:HE1	1.57	0.69
11:I:114:TYR:HD1	11:I:114:TYR:N	1.89	0.69
15:M:26:GLY:O	15:M:28:ALA:N	2.26	0.69
4:B:178:ARG:HH21	4:B:196:LEU:C	1.95	0.69
1:A:409:G:N2	1:A:433:C:OP1	2.26	0.69
5:C:64:VAL:HG12	5:C:66:VAL:HG23	1.75	0.69
9:G:148:ASN:N	9:G:148:ASN:HD22	1.90	0.69
10:H:38:ILE:N	10:H:38:ILE:HD12	2.06	0.69
10:H:38:ILE:H	10:H:38:ILE:HD12	1.58	0.69
8:F:9:VAL:HB	8:F:87:ARG:HB2	1.74	0.69
1:A:1281:U:H5'	1:A:1282:C:H5	1.58	0.69
5:C:26:LYS:CD	5:C:26:LYS:H	1.89	0.69
5:C:52:LEU:HD23	5:C:52:LEU:N	2.07	0.69

Continued on next page...

Continued from previous page...

Atom-1	Atom-2	Interatomic distance (Å)	Clash overlap (Å)
1:A:1127:G:H21	1:A:1146:A:H62	1.39	0.69
17:O:76:GLU:HA	17:O:79:ARG:HH21	1.57	0.69
1:A:114:U:O2'	1:A:115:G:H5'	1.93	0.69
18:P:75:ARG:HH11	18:P:75:ARG:HG3	1.57	0.68
1:A:338:A:H2'	1:A:339:C:C6	2.28	0.68
4:B:130:ARG:HD3	4:B:131:PRO:HD2	1.75	0.68
12:J:6:ILE:HA	12:J:97:GLU:O	1.93	0.68
11:I:48:GLU:N	11:I:49:PRO:HD2	2.08	0.68
1:A:975:A:C8	1:A:975:A:H5'	2.28	0.68
18:P:20:VAL:HG21	18:P:32:TYR:CG	2.28	0.68
5:C:38:ARG:HH11	5:C:38:ARG:HG3	1.58	0.68
5:C:150:LYS:HB3	5:C:201:TYR:HB2	1.75	0.68
15:M:34:LEU:HD22	15:M:39:ILE:HB	1.74	0.68
8:F:10:LEU:CD1	8:F:59:TYR:HB3	2.23	0.68
7:E:15:ARG:O	7:E:16:THR:HB	1.93	0.68
4:B:87:ARG:HH11	4:B:234:PRO:HD2	1.57	0.68
11:I:11:LYS:O	11:I:11:LYS:HG2	1.93	0.68
9:G:15:ASP:HB3	9:G:19:GLY:H	1.59	0.68
1:A:1161:C:H2'	1:A:1162:C:H6	1.59	0.68
11:I:104:ARG:HD3	11:I:104:ARG:O	1.93	0.68
12:J:89:ASP:HB2	12:J:91:PRO:HD2	1.74	0.68
17:O:87:ILE:HG22	17:O:88:ARG:H	1.57	0.68
11:I:93:ARG:CB	11:I:93:ARG:HH11	2.07	0.68
19:Q:20:THR:HG21	19:Q:41:LYS:HD2	1.75	0.68
13:K:110:ASP:HB2	20:R:88:LYS:HZ2	1.57	0.68
18:P:74:LEU:O	18:P:79:VAL:HG23	1.92	0.68
5:C:193:TYR:CD1	5:C:194:GLY:N	2.61	0.68
4:B:159:PRO:HB2	4:B:161:ALA:O	1.93	0.68
4:B:124:SER:O	4:B:127:ILE:HG12	1.94	0.68
1:A:1367:C:H4'	12:J:48:THR:HG21	1.76	0.68
6:D:153:ARG:NH1	6:D:181:MET:HB2	2.09	0.68
19:Q:67:LYS:HA	19:Q:70:ARG:HH12	1.59	0.68
4:B:30:ARG:HG3	4:B:31:TYR:CD2	2.29	0.68
12:J:35:SER:HB2	12:J:72:VAL:O	1.93	0.68
1:A:1065:U:H4'	1:A:1066:C:O5'	1.93	0.68
5:C:58:GLU:O	5:C:59:ARG:HG3	1.94	0.68
10:H:119:LEU:HD23	10:H:119:LEU:N	2.09	0.68
5:C:14:ILE:HG22	5:C:15:THR:N	2.04	0.67
19:Q:18:THR:HG23	19:Q:69:LYS:HE3	1.75	0.67
4:B:12:GLU:C	4:B:14:GLY:H	1.97	0.67
1:A:1152:A:H5''	12:J:13:HIS:CD2	2.29	0.67

Continued on next page...

Continued from previous page...

Atom-1	Atom-2	Interatomic distance (Å)	Clash overlap (Å)
12:J:71:LEU:O	12:J:72:VAL:HB	1.94	0.67
1:A:1015:A:H2'	1:A:1016:A:C8	2.29	0.67
13:K:67:ASP:OD2	13:K:71:LYS:HE3	1.95	0.67
1:A:1401:G:C2	1:A:1402:C:H1'	2.30	0.67
11:I:6:GLY:N	11:I:84:ALA:HB2	2.08	0.67
1:A:1343:G:H2'	1:A:1344:C:C6	2.29	0.67
6:D:3:ARG:NE	6:D:3:ARG:HA	2.10	0.67
10:H:46:LYS:HG3	10:H:64:LYS:HG2	1.75	0.67
21:S:20:LEU:HA	21:S:23:ASN:ND2	2.08	0.67
20:R:46:GLU:CD	20:R:46:GLU:H	1.97	0.67
11:I:42:ARG:HG2	11:I:42:ARG:HH11	1.59	0.67
1:A:919:A:O2'	1:A:920:U:H5'	1.95	0.67
1:A:1249:C:H2'	1:A:1250:A:H5'	1.77	0.67
1:A:1347:G:O2'	1:A:1348:U:P	2.52	0.67
7:E:80:ILE:H	7:E:80:ILE:HD12	1.59	0.67
17:O:39:LEU:HD22	17:O:56:LEU:HB2	1.77	0.67
20:R:52:PRO:HD2	20:R:55:ARG:HG3	1.76	0.67
15:M:8:GLU:OE1	15:M:22:ILE:HA	1.94	0.67
8:F:10:LEU:HD12	8:F:59:TYR:HB3	1.77	0.67
1:A:1250:A:C4'	11:I:68:GLY:H	2.08	0.67
4:B:71:VAL:HG23	4:B:164:VAL:HA	1.76	0.67
1:A:1229:A:H2'	1:A:1230:C:C6	2.29	0.67
9:G:145:ALA:C	9:G:147:ALA:H	1.97	0.67
4:B:14:GLY:O	4:B:15:VAL:HG13	1.95	0.67
8:F:101:ALA:CA	20:R:28:GLU:HG3	2.24	0.67
14:L:27:LEU:C	14:L:29:GLY:H	1.97	0.67
15:M:13:LYS:HA	15:M:44:ARG:HE	1.59	0.67
1:A:291:C:O2'	1:A:292:G:H5'	1.95	0.67
1:A:969:A:H61	15:M:126:LYS:HE3	1.60	0.66
22:T:11:SER:HA	22:T:13:LEU:HD11	1.76	0.66
6:D:33:MET:O	6:D:37:PRO:HG3	1.95	0.66
5:C:117:ALA:HB2	5:C:200:ALA:HB2	1.77	0.66
11:I:127:LYS:O	11:I:128:ARG:HB2	1.95	0.66
1:A:1329:A:O2'	1:A:1330:U:H5'	1.94	0.66
4:B:19:HIS:ND1	4:B:204:ASN:HB3	2.10	0.66
5:C:136:GLN:O	5:C:139:GLN:HB2	1.96	0.66
1:A:1145:C:O2'	1:A:1146:A:H8	1.78	0.66
4:B:63:MET:HG3	4:B:63:MET:O	1.95	0.66
1:A:1189:C:OP1	12:J:51:ARG:NH2	2.28	0.66
1:A:452:A:O2'	1:A:453:A:H8	1.79	0.66
1:A:736:C:OP1	20:R:68:LYS:HD2	1.95	0.66

Continued on next page...

Continued from previous page...

Atom-1	Atom-2	Interatomic distance (Å)	Clash overlap (Å)
21:S:42:PRO:O	21:S:45:VAL:HG23	1.95	0.66
9:G:26:PHE:CE2	9:G:30:ILE:HD11	2.30	0.66
4:B:101:MET:HE2	4:B:108:ILE:HG21	1.77	0.66
1:A:760:G:N2	19:Q:104:LYS:N	2.43	0.66
1:A:860:A:H2'	1:A:861:G:O4'	1.94	0.66
15:M:3:ARG:HA	15:M:8:GLU:O	1.96	0.66
1:A:1152:A:H5'	12:J:70:ARG:HH22	1.60	0.66
1:A:328:C:C2'	1:A:328:C:O2	2.44	0.66
14:L:33:ARG:HD2	14:L:61:THR:OG1	1.96	0.66
1:A:190(I):G:O2'	1:A:190(J):U:H5'	1.96	0.66
1:A:26:A:N6	1:A:558:G:H1'	2.11	0.66
1:A:731:G:OP1	1:A:766:A:H1'	1.95	0.66
5:C:10:PHE:O	5:C:178:LEU:HD11	1.95	0.66
4:B:207:ALA:H	4:B:211:ILE:HD11	1.59	0.66
15:M:36:LYS:HD2	15:M:59:TYR:OH	1.96	0.66
20:R:55:ARG:HB3	20:R:55:ARG:NH1	2.11	0.66
1:A:722:A:H4'	1:A:723:U:C4	2.31	0.66
1:A:1038:C:H2'	1:A:1039:C:C6	2.31	0.66
13:K:91:ARG:C	13:K:93:GLN:N	2.50	0.66
18:P:54:GLU:OE2	18:P:55:ARG:HG2	1.95	0.66
1:A:1236:A:H2'	1:A:1237:C:C6	2.31	0.66
15:M:56:LEU:C	15:M:56:LEU:HD23	2.17	0.65
18:P:28:ARG:HG2	18:P:29:ASP:OD2	1.96	0.65
21:S:39:THR:HG22	21:S:40:ILE:N	2.11	0.65
22:T:97:ALA:O	22:T:99:LEU:N	2.29	0.65
1:A:1228:C:OP1	15:M:115:LYS:HE3	1.96	0.65
4:B:132:LYS:HA	4:B:135:GLN:CB	2.21	0.65
1:A:939:G:H2'	1:A:940:C:H6	1.61	0.65
1:A:190(H):G:O2'	1:A:190(I):G:H5'	1.97	0.65
1:A:235:C:H1'	19:Q:61:GLU:OE1	1.96	0.65
4:B:17:PHE:HD1	4:B:18:GLY:N	1.95	0.65
1:A:1191:A:OP1	5:C:4:LYS:HE3	1.96	0.65
14:L:27:LEU:C	14:L:29:GLY:N	2.50	0.65
6:D:3:ARG:HD2	6:D:118:ARG:NH2	2.12	0.65
1:A:1412:C:H2'	1:A:1413:A:C8	2.32	0.65
4:B:115:LEU:HD23	4:B:116:GLU:N	2.10	0.65
7:E:7:GLU:O	7:E:34:VAL:HA	1.97	0.65
20:R:43:PHE:HA	20:R:51:LEU:HD12	1.79	0.65
9:G:141:VAL:O	9:G:144:MET:HB2	1.96	0.65
1:A:897:C:H5''	19:Q:101:ARG:HH22	1.60	0.65
20:R:19:LYS:HD2	20:R:19:LYS:N	2.11	0.65

Continued on next page...

Continued from previous page...

Atom-1	Atom-2	Interatomic distance (Å)	Clash overlap (Å)
1:A:130:A:OP2	1:A:190(E):U:H2'	1.97	0.65
1:A:501:C:H2'	1:A:502:G:H8	1.61	0.65
1:A:1000:U:H2'	1:A:1001:A:H8	1.61	0.65
1:A:1250:A:H4'	11:I:68:GLY:N	2.11	0.65
23:V:6:ARG:O	23:V:12:LYS:HE3	1.97	0.65
13:K:33:THR:HG22	13:K:39:PRO:CA	2.27	0.65
4:B:143:GLU:O	4:B:147:LYS:HG3	1.97	0.65
8:F:100:ASN:O	20:R:28:GLU:HA	1.97	0.65
9:G:49:ILE:H	9:G:49:ILE:HD12	1.60	0.65
1:A:1262:C:H2'	1:A:1263:C:H6	1.61	0.65
12:J:49:VAL:HG13	16:N:41:ARG:HB2	1.79	0.65
1:A:669:U:H2'	1:A:670:G:H8	1.61	0.65
6:D:29:PRO:HA	6:D:34:GLU:OE1	1.96	0.65
17:O:21:ASP:OD2	17:O:24:SER:HB3	1.96	0.65
1:A:1032:G:H2'	1:A:1033:G:O4'	1.96	0.65
1:A:1190:G:OP1	5:C:4:LYS:HA	1.97	0.65
7:E:137:GLU:O	7:E:141:GLN:HG3	1.96	0.65
4:B:212:GLN:NE2	4:B:216:SER:HB3	2.11	0.65
1:A:1226:C:H5''	15:M:103:THR:OG1	1.96	0.65
9:G:85:TYR:O	9:G:87:VAL:HG23	1.96	0.65
1:A:163:C:C2'	1:A:164:U:H5'	2.26	0.65
1:A:404:U:O2'	1:A:405:U:H5'	1.96	0.65
5:C:14:ILE:O	5:C:16:ARG:N	2.31	0.65
4:B:222:ILE:HG22	4:B:226:ARG:NH2	2.11	0.65
17:O:39:LEU:HD23	17:O:39:LEU:C	2.16	0.65
8:F:69:GLU:O	8:F:72:VAL:HG23	1.97	0.65
8:F:19:LEU:HD21	8:F:23:LYS:HD2	1.79	0.65
15:M:8:GLU:C	15:M:9:ILE:HD12	2.17	0.64
12:J:34:VAL:HG12	12:J:35:SER:N	2.12	0.64
1:A:9:G:H5'	7:E:122:GLU:OE2	1.97	0.64
16:N:9:LYS:C	16:N:9:LYS:HD3	2.17	0.64
10:H:112:LEU:HD23	10:H:119:LEU:O	1.97	0.64
1:A:1339:A:H2'	1:A:1340:A:O4'	1.98	0.64
5:C:186:PHE:CG	5:C:187:ALA:N	2.65	0.64
1:A:791:G:H2'	1:A:792:A:H5'	1.78	0.64
12:J:90:LEU:N	12:J:91:PRO:HD2	2.10	0.64
1:A:1149:C:H2'	1:A:1150:U:H6	1.61	0.64
17:O:74:ASP:OD1	17:O:76:GLU:HB3	1.97	0.64
1:A:337:C:H2'	1:A:338:A:H8	1.61	0.64
21:S:42:PRO:O	21:S:44:MET:N	2.29	0.64
7:E:33:VAL:HG11	7:E:109:ILE:HA	1.79	0.64

Continued on next page...

Continued from previous page...

Atom-1	Atom-2	Interatomic distance (Å)	Clash overlap (Å)
12:J:25:GLU:C	12:J:27:ALA:H	2.00	0.64
1:A:99:C:H2'	1:A:101:A:C8	2.31	0.64
1:A:1475:G:H2'	1:A:1476:G:H8	1.61	0.64
12:J:76:ASN:HD22	12:J:78:ASN:HD21	1.45	0.64
11:I:9:ARG:HA	11:I:13:ALA:O	1.96	0.64
5:C:64:VAL:CG2	5:C:99:VAL:HG11	2.27	0.64
17:O:65:ARG:HH11	17:O:65:ARG:HB2	1.59	0.64
1:A:149:A:H2'	1:A:150:C:H6	1.61	0.64
1:A:1056:U:H5'	5:C:163:ALA:HB2	1.78	0.64
5:C:19:GLU:HB3	5:C:40:ARG:HH21	1.63	0.64
6:D:8:VAL:O	6:D:10:ARG:N	2.31	0.64
1:A:76:C:O2'	1:A:77:G:H5'	1.96	0.64
1:A:1441:G:H4'	1:A:1442:G:C2	2.33	0.64
4:B:116:GLU:HG2	4:B:153:ARG:HH12	1.63	0.64
4:B:132:LYS:HG2	4:B:135:GLN:OE1	1.98	0.64
1:A:1369:C:H2'	1:A:1370:G:C8	2.33	0.64
18:P:28:ARG:NH1	18:P:28:ARG:HG2	2.11	0.64
5:C:20:SER:HB3	5:C:22:TRP:HE1	1.61	0.64
13:K:33:THR:HA	13:K:39:PRO:HA	1.78	0.64
8:F:44:GLY:HA2	8:F:59:TYR:CE1	2.32	0.64
1:A:1343:G:H2'	1:A:1344:C:H6	1.61	0.64
1:A:254:G:OP1	19:Q:67:LYS:O	2.16	0.64
9:G:22:LEU:HD11	9:G:101:LEU:HD21	1.80	0.64
1:A:371:G:C2'	1:A:372:C:H5'	2.28	0.64
5:C:52:LEU:CD2	5:C:52:LEU:H	2.10	0.64
7:E:34:VAL:HG12	7:E:62:ALA:HB1	1.79	0.64
21:S:16:LEU:O	21:S:19:VAL:HG12	1.97	0.64
20:R:25:THR:O	20:R:26:LEU:HB2	1.98	0.64
20:R:39:VAL:O	20:R:42:ARG:HB2	1.98	0.64
14:L:86:ARG:HG3	14:L:86:ARG:NH1	2.13	0.64
7:E:107:ARG:CB	7:E:107:ARG:HH11	2.09	0.64
7:E:150:ARG:HH11	7:E:150:ARG:HG3	1.63	0.64
1:A:972:C:C4'	12:J:57:LYS:HD3	2.25	0.64
1:A:1330:U:H2'	1:A:1331:G:H5'	1.80	0.64
12:J:75:ILE:HG22	12:J:76:ASN:H	1.63	0.64
11:I:81:ILE:O	11:I:85:LEU:HB2	1.98	0.64
14:L:110:VAL:HG12	14:L:111:LYS:N	2.12	0.64
13:K:84:VAL:HG23	13:K:109:VAL:O	1.97	0.64
1:A:792:A:H4'	1:A:793:U:H5''	1.78	0.64
1:A:463:A:H2	18:P:82:GLN:HG3	1.63	0.64
9:G:31:MET:SD	9:G:34:GLY:HA2	2.38	0.64

Continued on next page...

Continued from previous page...

Atom-1	Atom-2	Interatomic distance (Å)	Clash overlap (Å)
4:B:187:LEU:HD13	4:B:214:ILE:HG21	1.80	0.64
12:J:6:ILE:HG13	12:J:71:LEU:O	1.97	0.64
15:M:81:LEU:HD23	15:M:81:LEU:N	2.10	0.64
15:M:88:ARG:HG3	15:M:98:VAL:HG11	1.79	0.64
4:B:182:ILE:HD12	4:B:182:ILE:N	2.13	0.64
1:A:337:C:H2'	1:A:338:A:C8	2.33	0.64
1:A:794:A:H2'	1:A:795:C:C6	2.32	0.64
1:A:22:G:H2'	1:A:23:C:C6	2.33	0.64
11:I:118:LYS:O	11:I:119:ALA:HB3	1.98	0.63
1:A:761:G:H5'	19:Q:103:GLY:N	2.13	0.63
1:A:1196:U:H5''	1:A:1197:G:C5'	2.28	0.63
20:R:36:ASN:O	20:R:39:VAL:HG12	1.97	0.63
1:A:287:U:O2'	1:A:288:A:H5'	1.97	0.63
1:A:1208:C:H2'	1:A:1209:C:H6	1.61	0.63
22:T:79:ARG:HD2	22:T:83:ARG:HH12	1.62	0.63
6:D:25:ARG:HE	6:D:30:LYS:HB2	1.62	0.63
7:E:80:ILE:N	7:E:80:ILE:HD12	2.13	0.63
21:S:22:LEU:HD22	21:S:28:LYS:HB2	1.79	0.63
9:G:41:ARG:O	9:G:45:ASP:HB2	1.97	0.63
4:B:239:VAL:HG12	4:B:240:GLN:NE2	2.12	0.63
19:Q:82:MET:HA	19:Q:85:VAL:HG23	1.77	0.63
11:I:22:GLY:HA3	11:I:60:ASP:HB2	1.79	0.63
21:S:52:TYR:HA	21:S:56:GLN:O	1.98	0.63
4:B:92:TYR:CD1	4:B:151:GLY:HA3	2.33	0.63
21:S:22:LEU:HD23	21:S:25:LYS:NZ	2.13	0.63
20:R:47:THR:HG22	20:R:48:GLY:H	1.63	0.63
1:A:1236:A:H4'	1:A:1304:G:H4'	1.80	0.63
19:Q:95:TYR:O	19:Q:97:SER:N	2.31	0.63
12:J:25:GLU:HA	12:J:28:ARG:HB3	1.81	0.63
5:C:64:VAL:HB	5:C:99:VAL:HG21	1.80	0.63
1:A:338:A:H2	1:A:351:G:H22	1.46	0.63
4:B:60:ASP:O	4:B:64:ARG:HB2	1.97	0.63
21:S:39:THR:HG22	21:S:40:ILE:H	1.64	0.63
1:A:530:G:O6	2:W:3:G:H1'	1.98	0.63
1:A:959:A:H3'	1:A:960:U:H5''	1.80	0.63
5:C:133:ALA:O	5:C:136:GLN:HB3	1.98	0.63
4:B:101:MET:CE	4:B:108:ILE:HD13	2.26	0.63
1:A:1305:G:C5'	23:V:4:GLY:HA3	2.28	0.63
14:L:55:VAL:CG1	14:L:67:THR:HG23	2.28	0.63
1:A:627:G:O2'	1:A:628:G:H5'	1.98	0.63
7:E:129:ILE:H	7:E:129:ILE:HD12	1.64	0.63

Continued on next page...

Continued from previous page...

Atom-1	Atom-2	Interatomic distance (Å)	Clash overlap (Å)
6:D:76:ARG:HH11	6:D:76:ARG:HG2	1.64	0.63
18:P:17:TYR:HE1	18:P:41:PRO:CG	2.11	0.63
11:I:107:ARG:HH11	11:I:107:ARG:HB3	1.63	0.63
1:A:407:G:H3'	1:A:431:A:OP1	1.99	0.63
14:L:110:VAL:CG2	14:L:120:TYR:HB3	2.28	0.63
1:A:1497:G:O2'	1:A:1498:U:H5'	1.98	0.63
1:A:524:G:H2'	1:A:525:C:C6	2.34	0.63
12:J:17:ASP:O	12:J:21:GLN:HB2	1.98	0.63
21:S:20:LEU:HD12	21:S:21:GLU:N	2.14	0.63
1:A:1064:G:H4'	1:A:1065:U:H5'	1.79	0.63
1:A:353:A:H5'	1:A:353:A:H8	1.64	0.63
1:A:132:C:O2'	1:A:133:U:H5'	1.98	0.63
19:Q:60:ILE:HD13	19:Q:61:GLU:H	1.64	0.63
7:E:35:GLY:N	7:E:112:LEU:HD12	2.14	0.63
1:A:1475:G:H2'	1:A:1476:G:C8	2.33	0.63
8:F:80:ARG:HH11	8:F:80:ARG:HG2	1.63	0.63
19:Q:69:LYS:O	19:Q:70:ARG:HD2	1.98	0.62
4:B:87:ARG:HH21	4:B:219:VAL:HB	1.62	0.62
21:S:7:LYS:O	21:S:7:LYS:HG2	1.99	0.62
1:A:1319:A:OP1	21:S:5:LEU:HD11	1.99	0.62
8:F:6:VAL:O	8:F:62:TRP:HA	1.98	0.62
5:C:6:HIS:NE2	5:C:8:ILE:HB	2.14	0.62
1:A:459:G:N2	1:A:462:G:N2	2.46	0.62
5:C:124:ILE:HD11	5:C:153:VAL:HG21	1.81	0.62
15:M:40:ASN:HD22	15:M:41:PRO:CD	2.13	0.62
15:M:60:VAL:O	15:M:63:THR:HG22	1.98	0.62
1:A:333:G:H4'	22:T:16:HIS:NE2	2.13	0.62
15:M:115:LYS:HE3	15:M:115:LYS:H	1.63	0.62
18:P:17:TYR:HE1	18:P:41:PRO:HG2	1.64	0.62
1:A:1279:A:H5''	1:A:1280:A:OP1	2.00	0.62
20:R:44:LEU:HD21	20:R:70:ILE:HD13	1.81	0.62
1:A:575:G:OP1	1:A:575:G:H4'	1.97	0.62
1:A:267:C:H2'	1:A:268:C:C6	2.33	0.62
4:B:15:VAL:CG1	4:B:209:ARG:HG2	2.29	0.62
14:L:40:VAL:O	14:L:40:VAL:HG12	1.98	0.62
20:R:45:SER:C	20:R:47:THR:H	2.02	0.62
1:A:376:G:OP2	18:P:67:THR:HG21	2.00	0.62
1:A:501:C:H2'	1:A:502:G:C8	2.33	0.62
1:A:445:G:H2'	1:A:446:G:H8	1.63	0.62
1:A:1086:U:H3	1:A:1099:G:H22	1.46	0.62
5:C:14:ILE:CG2	5:C:15:THR:H	2.01	0.62

Continued on next page...

Continued from previous page...

Atom-1	Atom-2	Interatomic distance (Å)	Clash overlap (Å)
1:A:216:G:H5'	1:A:217:C:O5'	1.99	0.62
1:A:760:G:N1	19:Q:105:ALA:HB2	2.14	0.62
5:C:108:ASN:HD22	5:C:111:LEU:HG	1.61	0.62
5:C:59:ARG:HG2	5:C:63:ASN:O	1.99	0.62
1:A:1525:G:O2'	1:A:1526:G:H5'	1.99	0.62
1:A:190(L):U:O2'	1:A:191:G:H5'	1.98	0.62
7:E:41:VAL:HG13	7:E:113:ALA:HA	1.81	0.62
11:I:97:LYS:HB3	11:I:98:PRO:HD3	1.82	0.62
14:L:43:VAL:HG12	14:L:44:THR:H	1.65	0.62
1:A:1125:U:H3	12:J:5:ARG:NH2	1.96	0.62
1:A:791:G:H2'	1:A:792:A:C5'	2.30	0.62
4:B:25:ASN:C	4:B:25:ASN:HD22	2.03	0.62
1:A:760:G:H1	19:Q:105:ALA:CB	2.12	0.62
11:I:5:TYR:C	11:I:5:TYR:CD1	2.73	0.62
1:A:737:A:H2'	1:A:738:C:C6	2.35	0.62
1:A:1137:C:H4'	1:A:1138:G:N2	2.14	0.62
1:A:1262:C:H2'	1:A:1263:C:C6	2.34	0.62
16:N:9:LYS:HG3	16:N:21:TYR:O	2.00	0.62
9:G:75:VAL:HG22	9:G:86:GLN:HB3	1.81	0.62
10:H:51:VAL:HG21	10:H:60:ARG:HG2	1.81	0.62
7:E:101:ILE:HD12	7:E:119:LEU:HD21	1.82	0.62
8:F:31:GLU:HA	8:F:35:ALA:CB	2.30	0.62
1:A:1514:C:H2'	1:A:1515:C:H6	1.64	0.62
6:D:146:ILE:N	6:D:146:ILE:HD12	2.13	0.62
1:A:1251:A:H2'	1:A:1252:A:C8	2.34	0.62
18:P:28:ARG:NH1	18:P:29:ASP:OD2	2.33	0.62
1:A:1205:U:C1'	5:C:195:VAL:HG21	2.30	0.62
13:K:82:VAL:HG23	13:K:105:VAL:HG13	1.82	0.62
5:C:10:PHE:CE2	5:C:178:LEU:HD13	2.35	0.61
4:B:81:VAL:HG12	4:B:92:TYR:HD2	1.65	0.61
19:Q:81:ARG:HE	19:Q:84:LEU:HD11	1.65	0.61
16:N:4:LYS:HA	16:N:7:ILE:CD1	2.30	0.61
4:B:35:GLU:HA	4:B:39:ILE:O	1.98	0.61
1:A:1355:G:O2'	1:A:1356:G:H5'	2.01	0.61
4:B:178:ARG:NH1	4:B:178:ARG:HG3	2.10	0.61
6:D:119:GLN:HG2	6:D:123:HIS:CD2	2.35	0.61
1:A:475:G:H2'	1:A:476:G:H5''	1.81	0.61
5:C:64:VAL:HB	5:C:99:VAL:CB	2.30	0.61
1:A:193:C:H2'	1:A:194:C:H6	1.65	0.61
1:A:677:U:H3	1:A:713:G:H22	1.45	0.61
5:C:154:SER:O	5:C:165:THR:HA	2.01	0.61

Continued on next page...

Continued from previous page...

Atom-1	Atom-2	Interatomic distance (Å)	Clash overlap (Å)
1:A:1149:C:H2'	1:A:1150:U:C6	2.35	0.61
11:I:12:GLU:HG3	11:I:12:GLU:O	2.00	0.61
8:F:100:ASN:HD22	20:R:23:LYS:CG	2.12	0.61
1:A:1195:C:H3'	1:A:1196:U:H5'	1.82	0.61
14:L:55:VAL:CG1	14:L:56:ALA:N	2.63	0.61
10:H:36:LEU:HA	10:H:39:LEU:HD23	1.83	0.61
22:T:54:LYS:HE3	22:T:100:ILE:HD12	1.82	0.61
1:A:1027:C:H1'	1:A:1036:G:H22	1.66	0.61
9:G:75:VAL:O	9:G:75:VAL:HG13	2.00	0.61
9:G:145:ALA:O	9:G:147:ALA:N	2.34	0.61
1:A:1337:G:H5''	1:A:1338:G:OP1	2.01	0.61
1:A:67:C:O2'	1:A:171:A:H1'	1.99	0.61
14:L:38:THR:HG22	14:L:39:VAL:HG23	1.82	0.61
1:A:620:C:N1	6:D:135:LEU:HD13	2.15	0.61
19:Q:14:LYS:HD2	19:Q:14:LYS:H	1.64	0.61
1:A:1351:U:O2'	1:A:1352:C:H5'	2.01	0.61
1:A:952:U:H1'	15:M:126:LYS:O	2.00	0.61
7:E:53:LEU:O	7:E:57:LYS:HB2	2.00	0.61
17:O:53:HIS:HE1	17:O:57:LEU:HD22	1.66	0.61
1:A:299:G:H2'	1:A:300:A:C8	2.36	0.61
20:R:37:VAL:HG12	20:R:41:LYS:HE2	1.81	0.61
14:L:82:VAL:O	14:L:106:ASP:HB2	2.00	0.61
1:A:1352:C:H2'	1:A:1353:G:H8	1.63	0.61
4:B:71:VAL:CG2	4:B:164:VAL:HA	2.30	0.61
1:A:760:G:H21	19:Q:104:LYS:H	1.48	0.61
1:A:761:G:H5'	19:Q:102:GLY:HA3	1.81	0.61
5:C:155:GLY:HA2	5:C:164:ARG:H	1.65	0.61
20:R:39:VAL:HG13	20:R:40:LEU:N	2.16	0.61
13:K:69:ALA:O	13:K:73:MET:HG2	2.00	0.61
5:C:196:LEU:H	5:C:196:LEU:CD2	2.01	0.61
1:A:761:G:H4'	19:Q:103:GLY:O	2.00	0.61
11:I:17:VAL:HG21	11:I:80:GLY:HA3	1.82	0.61
1:A:156:G:O2'	1:A:157:G:H5'	2.00	0.61
11:I:120:ARG:O	11:I:122:ALA:N	2.34	0.61
14:L:89:ARG:HA	14:L:97:ARG:HA	1.83	0.61
22:T:43:LEU:HD13	22:T:51:GLU:HG3	1.83	0.61
17:O:17:ARG:HH11	17:O:17:ARG:HG3	1.65	0.61
1:A:975:A:H4'	1:A:976:G:H5'	1.83	0.61
1:A:1034:G:N2	1:A:1035:A:H62	1.96	0.61
1:A:135:C:O2	18:P:1:MET:HB2	2.01	0.61
19:Q:19:VAL:HG23	19:Q:44:ALA:HB3	1.83	0.61

Continued on next page...

Continued from previous page...

Atom-1	Atom-2	Interatomic distance (Å)	Clash overlap (Å)
8:F:82:ARG:HE	8:F:82:ARG:HA	1.65	0.61
6:D:25:ARG:HE	6:D:30:LYS:CB	2.14	0.60
1:A:463:A:C2	18:P:82:GLN:HG3	2.36	0.60
1:A:839:U:O2	1:A:839:U:H2'	2.01	0.60
4:B:18:GLY:H	4:B:41:ILE:HG23	1.63	0.60
19:Q:95:TYR:HA	19:Q:98:LEU:HD11	1.82	0.60
1:A:393:A:O2'	1:A:394:G:H5'	2.00	0.60
13:K:14:VAL:HG21	13:K:40:ILE:CD1	2.31	0.60
6:D:12:CYS:SG	6:D:19:LEU:HB2	2.41	0.60
1:A:921:U:O2	7:E:19:MET:HB2	2.01	0.60
15:M:54:VAL:O	15:M:58:GLU:HG2	2.01	0.60
1:A:1386:G:O2'	1:A:1387:G:H5'	2.01	0.60
5:C:149:ALA:O	5:C:150:LYS:HB2	2.01	0.60
1:A:1366:C:H2'	1:A:1367:C:C6	2.33	0.60
16:N:4:LYS:HA	16:N:7:ILE:HD12	1.83	0.60
6:D:205:GLU:HA	6:D:208:SER:HB2	1.83	0.60
4:B:103:THR:HG23	4:B:176:GLU:OE1	2.01	0.60
4:B:178:ARG:NH2	4:B:196:LEU:O	2.34	0.60
7:E:6:PHE:HB3	7:E:34:VAL:HG22	1.82	0.60
16:N:3:ARG:NH1	16:N:6:LEU:HD11	2.15	0.60
1:A:1260:C:O5'	1:A:1284:C:H4'	2.01	0.60
1:A:254:G:O2'	1:A:255:G:H5'	2.01	0.60
1:A:1347:G:O2'	1:A:1348:U:OP2	2.18	0.60
1:A:939:G:H2'	1:A:940:C:C6	2.36	0.60
4:B:12:GLU:O	4:B:14:GLY:N	2.34	0.60
11:I:43:ALA:CA	11:I:74:ILE:HD13	2.27	0.60
1:A:835:U:OP1	20:R:64:ARG:NH2	2.33	0.60
1:A:1238:A:N7	1:A:1303:C:H1'	2.16	0.60
16:N:37:PHE:CE2	16:N:53:LEU:HD13	2.35	0.60
7:E:12:LEU:C	7:E:12:LEU:HD22	2.21	0.60
1:A:1182:G:O2'	1:A:1183:A:OP2	2.19	0.60
19:Q:59:ILE:CG2	19:Q:71:PHE:HB3	2.32	0.60
1:A:112:G:N2	1:A:354:G:H5'	2.17	0.60
1:A:1262:C:N4	1:A:1273:G:H1	1.99	0.60
1:A:538:G:OP2	14:L:115:LYS:HG3	2.01	0.60
10:H:14:ARG:O	10:H:18:ARG:HD3	2.02	0.60
22:T:39:LYS:CD	22:T:55:ILE:HD13	2.32	0.60
21:S:63:THR:HG22	21:S:64:GLU:N	2.15	0.60
18:P:45:THR:HB	18:P:46:PRO:HD2	1.83	0.60
4:B:221:LEU:O	4:B:221:LEU:HD13	2.01	0.60
15:M:91:ARG:HB2	15:M:98:VAL:HG13	1.83	0.60

Continued on next page...

Continued from previous page...

Atom-1	Atom-2	Interatomic distance (Å)	Clash overlap (Å)
20:R:52:PRO:O	20:R:56:THR:HG23	2.00	0.60
5:C:47:LEU:CD2	5:C:68:VAL:HG11	2.32	0.60
19:Q:78:GLU:HG3	19:Q:78:GLU:O	2.00	0.60
15:M:94:ARG:NH1	21:S:81:ARG:HH11	1.97	0.60
1:A:865:A:H2'	1:A:866:C:C6	2.37	0.60
1:A:761:G:H5'	19:Q:102:GLY:C	2.22	0.60
11:I:114:TYR:CE2	12:J:59:SER:O	2.55	0.60
1:A:960:U:O2	1:A:960:U:H2'	2.02	0.60
18:P:6:LEU:HD11	18:P:73:LEU:HD12	1.82	0.60
12:J:42:THR:HG23	12:J:67:THR:O	2.02	0.60
3:X:34:MNU:H2'	3:X:35:U:C6	2.36	0.60
22:T:67:ALA:HA	22:T:73:HIS:N	2.17	0.60
18:P:74:LEU:HB3	18:P:79:VAL:HG21	1.82	0.60
1:A:1321:C:H42	21:S:37:ARG:NH1	1.98	0.60
15:M:94:ARG:HH12	21:S:81:ARG:HD3	1.67	0.60
3:X:36:U:H2'	3:X:37:T6A:H8	1.66	0.60
1:A:344:A:H5''	1:A:345:C:H5	1.67	0.60
1:A:138:G:O2'	1:A:139:G:H5'	2.02	0.60
4:B:84:GLU:OE1	4:B:216:SER:HA	2.01	0.60
22:T:72:LEU:O	22:T:73:HIS:O	2.19	0.60
5:C:97:LYS:O	5:C:98:ASN:HB3	2.02	0.60
18:P:18:ARG:NH1	18:P:32:TYR:OH	2.35	0.60
1:A:1342:C:O2'	1:A:1343:G:H5'	2.02	0.60
4:B:60:ASP:OD1	4:B:64:ARG:HD2	2.02	0.60
1:A:1208:C:H2'	1:A:1209:C:C6	2.36	0.60
1:A:1234:C:O2'	1:A:1235:U:H5'	2.02	0.60
1:A:853:G:O2'	1:A:854:G:H5'	2.02	0.60
14:L:48:PRO:C	14:L:49:ASN:HD22	2.05	0.59
4:B:12:GLU:HG2	4:B:44:LEU:HD22	1.82	0.59
17:O:88:ARG:HE	17:O:88:ARG:N	2.00	0.59
1:A:953:G:C1'	15:M:125:ARG:HA	2.28	0.59
9:G:49:ILE:CD1	9:G:49:ILE:H	2.14	0.59
1:A:129:U:H5'	1:A:129(A):G:OP1	2.02	0.59
15:M:94:ARG:HH12	21:S:81:ARG:HH11	1.49	0.59
5:C:148:GLY:HA3	5:C:172:ARG:O	2.02	0.59
4:B:131:PRO:HB2	4:B:133:LYS:HG3	1.84	0.59
1:A:1250:A:H5''	11:I:68:GLY:N	2.16	0.59
1:A:1072:G:H2'	1:A:1073:U:C6	2.37	0.59
10:H:116:LYS:HD3	10:H:127:LEU:HD12	1.84	0.59
5:C:147:LYS:HE2	5:C:205:GLY:HA2	1.84	0.59
4:B:27:LYS:CE	4:B:195:ASP:HB2	2.33	0.59

Continued on next page...

Continued from previous page...

Atom-1	Atom-2	Interatomic distance (Å)	Clash overlap (Å)
18:P:81:ARG:HE	18:P:81:ARG:CA	2.14	0.59
1:A:112:G:H21	1:A:354:G:H5'	1.67	0.59
14:L:71:PRO:O	14:L:102:ARG:HD2	2.02	0.59
1:A:1428:A:H2'	1:A:1429:C:C6	2.37	0.59
1:A:622:A:C8	1:A:623:C:C6	2.91	0.59
1:A:716:A:N3	13:K:117:ASN:O	2.36	0.59
1:A:556:C:O2'	1:A:557:G:H5'	2.01	0.59
1:A:750:G:N3	17:O:23:GLY:HA3	2.17	0.59
5:C:147:LYS:HE3	5:C:203:PHE:CE2	2.37	0.59
15:M:4:ILE:HG22	15:M:5:ALA:H	1.68	0.59
1:A:974:A:OP1	16:N:31:ARG:HD3	2.01	0.59
20:R:33:ASP:OD2	20:R:36:ASN:HB2	2.02	0.59
1:A:1321:C:O2'	21:S:77:THR:HG21	2.03	0.59
1:A:418:C:H6	1:A:425:G:H1	1.47	0.59
9:G:103:TRP:HD1	9:G:106:GLN:NE2	2.00	0.59
5:C:58:GLU:HB3	12:J:92:THR:HG21	1.84	0.59
14:L:58:VAL:O	14:L:65:GLU:HA	2.02	0.59
4:B:97:TRP:CE2	4:B:101:MET:HG3	2.37	0.59
4:B:200:ILE:O	4:B:201:ILE:HG13	2.03	0.59
4:B:30:ARG:HD2	4:B:31:TYR:CE2	2.37	0.59
11:I:93:ARG:C	11:I:95:LYS:H	2.04	0.59
8:F:30:LEU:HD22	8:F:35:ALA:HB1	1.85	0.59
1:A:1391:U:H2'	1:A:1392:G:H8	1.65	0.59
8:F:10:LEU:HD12	8:F:10:LEU:H	1.66	0.59
6:D:76:ARG:HG2	6:D:76:ARG:NH1	2.18	0.59
1:A:425:G:H2'	1:A:426:G:O4'	2.03	0.59
1:A:1363:A:H1'	1:A:1365:G:N7	2.17	0.59
1:A:1292:U:H2'	1:A:1293:G:C8	2.38	0.59
1:A:1490:C:C5'	1:A:1490:C:H6	2.14	0.59
6:D:36:ARG:N	6:D:37:PRO:CD	2.60	0.59
5:C:189:ALA:HB3	5:C:196:LEU:O	2.03	0.59
4:B:47:THR:HA	4:B:202:PRO:HG2	1.84	0.59
12:J:24:VAL:O	12:J:28:ARG:HD3	2.02	0.59
5:C:23:TYR:CD2	5:C:24:ALA:N	2.71	0.59
22:T:53:LEU:O	22:T:56:MET:HB3	2.03	0.59
22:T:56:MET:HG2	22:T:84:LEU:CD1	2.32	0.59
8:F:98:LEU:HD22	8:F:101:ALA:HB2	1.84	0.59
1:A:1053:G:C4'	1:A:1054:C:H5'	2.33	0.59
21:S:12:ASP:HB3	21:S:14:HIS:CE1	2.38	0.59
7:E:15:ARG:O	7:E:16:THR:CB	2.51	0.59
19:Q:78:GLU:CD	19:Q:81:ARG:HD2	2.23	0.59

Continued on next page...

Continued from previous page...

Atom-1	Atom-2	Interatomic distance (Å)	Clash overlap (Å)
1:A:1051:C:O2'	1:A:1052:U:H5'	2.02	0.59
1:A:28:G:O2'	1:A:296:U:OP1	2.20	0.59
4:B:127:ILE:HG13	4:B:128:GLU:OE1	2.03	0.59
1:A:840:C:H4'	1:A:841:U:OP1	2.02	0.59
1:A:1054:C:H42	3:X:34:MNU:H1'	1.66	0.59
10:H:127:LEU:HD23	10:H:127:LEU:N	2.18	0.59
1:A:1519:A:H3'	1:A:1520:G:C5'	2.32	0.59
6:D:70:ILE:HG22	6:D:71:SER:N	2.17	0.59
15:M:14:ARG:NH1	15:M:14:ARG:HB3	2.18	0.59
1:A:625:G:H4'	18:P:16:HIS:CD2	2.38	0.59
1:A:918:A:H2'	1:A:919:A:C8	2.38	0.59
8:F:97:PHE:HB2	20:R:32:ARG:NH2	2.18	0.59
13:K:86:GLY:H	13:K:112:THR:HG23	1.66	0.59
1:A:908:A:H2'	1:A:909:A:C8	2.38	0.59
11:I:93:ARG:NH1	11:I:93:ARG:CB	2.63	0.59
1:A:1499:A:O2'	1:A:1500:A:H5'	2.03	0.59
12:J:5:ARG:HB2	12:J:99:LYS:O	2.03	0.59
14:L:39:VAL:HA	14:L:79:GLU:CD	2.23	0.59
8:F:22:GLU:OE1	8:F:82:ARG:HD3	2.02	0.59
5:C:88:ARG:HE	5:C:101:LEU:HB3	1.67	0.59
14:L:28:LYS:C	14:L:30:ALA:H	2.06	0.59
5:C:73:PRO:C	5:C:75:VAL:H	2.06	0.59
1:A:203:U:H5'	1:A:216:G:OP1	2.03	0.58
1:A:1289:A:H2'	1:A:1290:G:H5'	1.85	0.58
9:G:21:VAL:HG23	9:G:22:LEU:N	2.18	0.58
13:K:84:VAL:HG11	13:K:91:ARG:HD3	1.85	0.58
1:A:1281:U:H4'	1:A:1282:C:OP2	2.02	0.58
19:Q:31:LEU:HG	19:Q:32:TYR:CE2	2.37	0.58
7:E:126:ARG:CG	7:E:126:ARG:HH11	2.15	0.58
1:A:201:C:H4'	1:A:216:G:N2	2.17	0.58
11:I:113:LYS:N	11:I:113:LYS:HD2	2.17	0.58
4:B:22:LYS:HG3	4:B:35:GLU:OE1	2.02	0.58
1:A:969:A:N6	15:M:126:LYS:HE3	2.17	0.58
1:A:738:C:H5''	8:F:69:GLU:HB3	1.85	0.58
1:A:151:A:H2'	1:A:152:A:O4'	2.03	0.58
10:H:35:ILE:HG22	10:H:39:LEU:HD21	1.85	0.58
10:H:87:SER:C	10:H:88:LYS:HG2	2.23	0.58
13:K:54:ARG:O	13:K:57:THR:HG23	2.03	0.58
9:G:79:ARG:HH11	9:G:83:ALA:N	2.01	0.58
19:Q:97:SER:HB2	19:Q:103:GLY:C	2.23	0.58
5:C:93:LYS:HD3	5:C:94:LEU:HD12	1.85	0.58

Continued on next page...

Continued from previous page...

Atom-1	Atom-2	Interatomic distance (Å)	Clash overlap (Å)
14:L:117:ARG:NH2	14:L:124:LYS:HD3	2.19	0.58
5:C:191:THR:HG22	5:C:192:THR:N	2.18	0.58
13:K:54:ARG:O	13:K:57:THR:CG2	2.51	0.58
1:A:948:C:O2'	1:A:949:A:H5'	2.03	0.58
4:B:139:LYS:HD3	4:B:139:LYS:O	2.03	0.58
12:J:12:ASP:HB3	12:J:15:THR:CG2	2.33	0.58
17:O:87:ILE:HG22	17:O:88:ARG:N	2.19	0.58
8:F:36:ARG:HH11	8:F:36:ARG:HG2	1.68	0.58
1:A:669:U:H2'	1:A:670:G:C8	2.38	0.58
4:B:230:VAL:HG12	4:B:231:GLU:N	2.18	0.58
1:A:188:C:H5'	1:A:189:G:OP2	2.03	0.58
5:C:5:ILE:HD12	5:C:5:ILE:O	2.03	0.58
11:I:10:ARG:HG2	11:I:75:ASP:CB	2.31	0.58
5:C:107:GLN:O	5:C:108:ASN:HB3	2.04	0.58
1:A:1505:G:H2'	1:A:1541:U:OP2	2.04	0.58
19:Q:81:ARG:HE	19:Q:84:LEU:CD1	2.16	0.58
1:A:412:A:H2'	1:A:413:G:H5'	1.85	0.58
1:A:266:G:H5''	1:A:268:C:N4	2.11	0.58
1:A:954:G:H2'	1:A:955:U:H6	1.68	0.58
12:J:47:PHE:HB2	12:J:63:PHE:HB2	1.86	0.58
1:A:154:C:H2'	1:A:155:C:H6	1.69	0.58
18:P:19:ILE:HG22	18:P:36:ILE:HG13	1.86	0.58
4:B:139:LYS:HE3	4:B:143:GLU:OE2	2.03	0.58
5:C:123:GLN:NE2	5:C:140:ARG:HH22	1.94	0.58
12:J:89:ASP:OD2	12:J:91:PRO:HD2	2.04	0.58
4:B:17:PHE:CD1	4:B:18:GLY:N	2.71	0.58
4:B:88:ALA:CB	4:B:90:MET:HG2	2.33	0.58
10:H:82:HIS:O	10:H:83:ILE:HB	2.01	0.58
18:P:67:THR:HG22	18:P:69:THR:H	1.69	0.58
16:N:8:GLU:O	16:N:11:LYS:HB2	2.03	0.58
14:L:83:VAL:HG22	14:L:100:ILE:HG23	1.86	0.58
1:A:1513:A:H2'	1:A:1514:C:C6	2.38	0.58
1:A:877:C:H1'	10:H:3:THR:CG2	2.33	0.58
1:A:262:A:C6	1:A:263:A:C6	2.91	0.58
1:A:1184:G:H2'	1:A:1185:G:H8	1.69	0.58
1:A:1218:C:H2'	1:A:1219:U:C6	2.38	0.58
17:O:33:THR:HG23	17:O:63:ARG:NH1	2.19	0.58
6:D:34:GLU:O	6:D:35:ARG:HB2	2.03	0.58
4:B:44:LEU:HA	4:B:47:THR:OG1	2.04	0.58
4:B:82:ARG:HA	4:B:92:TYR:HE2	1.68	0.58
1:A:357:G:O2'	1:A:358:U:H5'	2.04	0.58

Continued on next page...

Continued from previous page...

Atom-1	Atom-2	Interatomic distance (Å)	Clash overlap (Å)
5:C:191:THR:HG21	5:C:193:TYR:CE2	2.39	0.58
1:A:614:A:H2'	1:A:615:C:C6	2.39	0.58
1:A:1318:A:H4'	21:S:10:PHE:CE2	2.39	0.58
6:D:32:ALA:O	6:D:33:MET:C	2.41	0.58
4:B:144:ARG:HG3	4:B:145:LEU:N	2.19	0.58
1:A:459:G:H1	1:A:461:C:H5''	1.67	0.58
8:F:99:ALA:CB	20:R:31:LEU:HD12	2.34	0.58
10:H:20:TYR:HE2	10:H:75:ARG:HD2	1.65	0.58
1:A:1054:C:O2'	1:A:1055:A:H5''	2.03	0.58
20:R:47:THR:HB	20:R:49:LYS:HG2	1.86	0.58
1:A:945:G:C2	1:A:946:A:C8	2.91	0.58
10:H:59:LEU:O	10:H:61:VAL:HG23	2.03	0.58
1:A:690:G:H2'	1:A:691:G:O4'	2.04	0.58
4:B:101:MET:HE3	4:B:108:ILE:CD1	2.28	0.58
15:M:56:LEU:O	15:M:56:LEU:HD23	2.03	0.58
1:A:1095:U:H2'	1:A:1096:C:H6	1.67	0.58
5:C:193:TYR:HD1	5:C:194:GLY:N	2.02	0.58
1:A:1127:G:N2	1:A:1146:A:H62	2.01	0.58
1:A:335:C:O2'	1:A:336:C:H5'	2.03	0.58
1:A:21:G:H2'	1:A:22:G:C8	2.38	0.58
1:A:353:A:H5'	1:A:353:A:C8	2.38	0.58
15:M:50:GLU:O	15:M:54:VAL:HG23	2.04	0.58
1:A:141:A:O2'	1:A:142:G:H5'	2.04	0.58
1:A:895:G:H2'	1:A:896:C:C6	2.38	0.58
1:A:547:A:H4'	1:A:548:G:O5'	2.03	0.58
1:A:590:C:O2'	1:A:591:U:H5'	2.04	0.58
10:H:103:VAL:HG21	10:H:110:ALA:HB2	1.84	0.58
6:D:24:GLU:OE1	6:D:24:GLU:HA	2.03	0.57
8:F:98:LEU:HD23	8:F:99:ALA:H	1.69	0.57
1:A:420:U:O5'	1:A:424:G:H8	1.86	0.57
22:T:11:SER:C	22:T:13:LEU:HD12	2.24	0.57
10:H:6:ILE:HG13	10:H:31:PHE:CE2	2.39	0.57
1:A:1193:G:O2'	1:A:1194:U:H5'	2.04	0.57
1:A:49:U:O2'	1:A:50:A:H2'	2.04	0.57
8:F:95:GLU:H	8:F:95:GLU:CD	2.07	0.57
1:A:255:G:H1'	19:Q:16:GLN:NE2	2.19	0.57
1:A:1153:C:H2'	1:A:1154:G:H8	1.68	0.57
11:I:7:THR:HG22	11:I:8:GLY:N	2.19	0.57
9:G:149:ARG:HA	9:G:149:ARG:HE	1.69	0.57
1:A:1437:C:H2'	1:A:1438:G:C8	2.39	0.57
1:A:184:G:H2'	1:A:185:A:H8	1.67	0.57

Continued on next page...

Continued from previous page...

Atom-1	Atom-2	Interatomic distance (Å)	Clash overlap (Å)
1:A:314:C:O2'	1:A:315:A:H5'	2.04	0.57
1:A:1349:A:C4	1:A:1350:A:C8	2.92	0.57
4:B:87:ARG:NH1	4:B:233:SER:HA	2.18	0.57
1:A:1358:U:H3'	1:A:1359:C:H6	1.69	0.57
11:I:93:ARG:O	11:I:95:LYS:N	2.33	0.57
5:C:73:PRO:O	5:C:75:VAL:N	2.30	0.57
1:A:1174:G:O2'	1:A:1175:G:H5'	2.04	0.57
1:A:983:A:H5'	1:A:984:C:OP2	2.04	0.57
14:L:119:LYS:HD2	14:L:119:LYS:H	1.68	0.57
1:A:444:C:O2'	1:A:445:G:H5'	2.04	0.57
1:A:195:A:H4'	22:T:68:LYS:HE2	1.86	0.57
1:A:459:G:H3'	1:A:460:A:H5"	1.86	0.57
1:A:252:U:H2'	1:A:253:U:C6	2.39	0.57
19:Q:60:ILE:HD13	19:Q:61:GLU:N	2.19	0.57
1:A:1370:G:O2'	1:A:1371:G:H5'	2.04	0.57
17:O:26:GLU:OE1	17:O:77:ARG:HD2	2.04	0.57
12:J:87:THR:O	12:J:88:LEU:HG	2.04	0.57
8:F:60:PHE:C	8:F:61:LEU:HD23	2.25	0.57
1:A:1521:G:H2'	1:A:1522:U:C6	2.40	0.57
13:K:105:VAL:O	13:K:105:VAL:HG12	2.05	0.57
1:A:1216:G:H5"	16:N:5:ALA:HB2	1.87	0.57
22:T:43:LEU:HD12	22:T:52:ALA:HA	1.86	0.57
1:A:308:C:H2'	1:A:309:G:H8	1.70	0.57
7:E:72:GLN:O	7:E:73:ASN:HB3	2.05	0.57
6:D:25:ARG:C	6:D:27:TYR:H	2.07	0.57
4:B:115:LEU:CD2	4:B:153:ARG:HH22	2.17	0.57
14:L:24:VAL:HG12	14:L:24:VAL:O	2.03	0.57
1:A:1372:U:OP1	11:I:71:SER:HB3	2.04	0.57
7:E:77:PRO:O	7:E:78:HIS:HB3	2.05	0.57
4:B:97:TRP:CZ2	4:B:102:LEU:HD13	2.40	0.57
4:B:180:LEU:O	4:B:181:PHE:HB2	2.04	0.57
1:A:407:G:O2'	1:A:408:A:OP1	2.21	0.57
5:C:83:ARG:O	5:C:86:VAL:N	2.37	0.57
13:K:21:ILE:HG12	13:K:30:VAL:HG13	1.87	0.57
5:C:191:THR:HG22	5:C:193:TYR:H	1.69	0.57
20:R:53:ARG:HH12	20:R:60:GLY:N	2.02	0.57
1:A:1342:C:O2'	11:I:124:GLN:HB2	2.05	0.57
1:A:713:G:H2'	1:A:714:G:C8	2.40	0.57
13:K:29:ILE:C	13:K:29:ILE:HD12	2.25	0.57
1:A:1243:C:H2'	1:A:1244:C:C6	2.39	0.57
6:D:38:TYR:HE1	6:D:45:GLN:NE2	2.03	0.57

Continued on next page...

Continued from previous page...

Atom-1	Atom-2	Interatomic distance (Å)	Clash overlap (Å)
7:E:79:GLU:HA	7:E:91:LEU:O	2.05	0.57
5:C:110:ASN:ND2	5:C:140:ARG:HB3	2.20	0.57
19:Q:97:SER:OG	19:Q:103:GLY:HA2	2.05	0.57
1:A:1329:A:C2'	1:A:1330:U:H5'	2.35	0.57
1:A:190(A):C:H42	1:A:190(H):G:H1	1.53	0.57
1:A:895:G:H2'	1:A:896:C:H6	1.69	0.57
9:G:11:GLN:C	9:G:12:LEU:HD12	2.25	0.57
13:K:95:ILE:HG21	13:K:108:ILE:HD13	1.86	0.57
15:M:74:VAL:O	15:M:77:ASN:HB3	2.04	0.57
19:Q:50:LYS:HG2	19:Q:50:LYS:O	2.04	0.57
9:G:28:ASN:O	9:G:31:MET:HB3	2.05	0.57
4:B:88:ALA:HB3	4:B:90:MET:HG2	1.87	0.57
19:Q:12:SER:HB3	19:Q:20:THR:CB	2.34	0.57
14:L:55:VAL:HG12	14:L:56:ALA:H	1.66	0.57
15:M:14:ARG:HH11	15:M:14:ARG:CB	2.18	0.57
4:B:163:PHE:CD1	4:B:185:ILE:HB	2.40	0.57
4:B:184:VAL:O	4:B:198:ASP:HB2	2.04	0.57
16:N:27:CYS:SG	16:N:43:CYS:SG	3.02	0.57
4:B:101:MET:CA	4:B:108:ILE:HD12	2.34	0.57
15:M:15:VAL:HG23	15:M:43:THR:O	2.05	0.57
1:A:409:G:H3'	1:A:431:A:N7	2.18	0.57
9:G:108:ALA:O	9:G:119:ARG:HD2	2.05	0.57
1:A:1286:A:C2	23:V:18:TYR:OH	2.58	0.57
4:B:97:TRP:HZ2	4:B:102:LEU:HD13	1.70	0.56
11:I:49:PRO:HG2	11:I:81:ILE:HG22	1.87	0.56
1:A:1161:C:H2'	1:A:1162:C:C5	2.40	0.56
9:G:64:GLN:O	9:G:68:ASN:HB2	2.05	0.56
1:A:409:G:H2'	1:A:409:G:N3	2.19	0.56
10:H:11:THR:HA	10:H:14:ARG:NH1	2.19	0.56
1:A:1375:A:O2'	1:A:1376:U:H5'	2.05	0.56
4:B:134:GLU:C	4:B:136:VAL:H	2.07	0.56
1:A:1347:G:C2'	1:A:1348:U:OP2	2.54	0.56
7:E:76:ILE:HG23	7:E:77:PRO:HD2	1.88	0.56
1:A:1038:C:H2'	1:A:1039:C:H6	1.70	0.56
1:A:409:G:H1	1:A:433:C:C5'	2.19	0.56
5:C:114:PRO:O	5:C:118:GLN:HB2	2.05	0.56
1:A:1064:G:H4'	1:A:1065:U:H5''	1.86	0.56
1:A:1392:G:O2'	1:A:1393:U:H5'	2.05	0.56
14:L:43:VAL:CG1	14:L:44:THR:N	2.68	0.56
1:A:338:A:H2'	1:A:339:C:H6	1.68	0.56
1:A:624:C:H2'	1:A:625:G:H8	1.69	0.56

Continued on next page...

Continued from previous page...

Atom-1	Atom-2	Interatomic distance (Å)	Clash overlap (Å)
18:P:17:TYR:CE1	18:P:41:PRO:HG2	2.40	0.56
1:A:1241:G:H2'	1:A:1242:C:C6	2.40	0.56
1:A:41:G:H2'	1:A:42:G:H8	1.69	0.56
10:H:45:ILE:C	10:H:47:GLY:H	2.09	0.56
13:K:124:LYS:HE2	13:K:125:PHE:CZ	2.40	0.56
1:A:231:G:O2'	1:A:232:G:H5'	2.05	0.56
12:J:9:ARG:HG3	12:J:9:ARG:O	2.05	0.56
11:I:85:LEU:O	11:I:92:TYR:HD1	1.89	0.56
20:R:55:ARG:HB3	20:R:55:ARG:HH11	1.69	0.56
6:D:162:LEU:O	6:D:165:MET:HB2	2.05	0.56
10:H:49:GLU:HG2	10:H:62:TYR:HE2	1.71	0.56
1:A:408:A:H5''	1:A:429:U:O2'	2.05	0.56
5:C:18:TRP:N	5:C:18:TRP:CE3	2.71	0.56
10:H:38:ILE:CD1	10:H:38:ILE:H	2.18	0.56
15:M:73:GLU:O	15:M:77:ASN:N	2.34	0.56
10:H:41:ARG:C	10:H:43:GLY:H	2.08	0.56
9:G:65:ALA:O	9:G:69:VAL:HG23	2.06	0.56
4:B:137:ARG:HB3	4:B:137:ARG:NH1	2.21	0.56
4:B:115:LEU:HD21	4:B:153:ARG:NH2	2.18	0.56
19:Q:59:ILE:HG23	19:Q:71:PHE:HB3	1.87	0.56
4:B:51:LEU:HD22	4:B:55:PHE:CE1	2.38	0.56
1:A:1329:A:P	15:M:28:ALA:HB3	2.45	0.56
5:C:48:TYR:HA	5:C:52:LEU:HD22	1.87	0.56
6:D:10:ARG:C	6:D:12:CYS:N	2.59	0.56
14:L:71:PRO:HG2	14:L:102:ARG:HG3	1.88	0.56
1:A:1402:C:O2	1:A:1500:A:N1	2.39	0.56
1:A:129(A):G:N3	1:A:190(E):U:H5'	2.21	0.56
1:A:923:A:OP1	7:E:21:ALA:HB2	2.06	0.56
1:A:16:A:C2'	1:A:17:U:H5'	2.35	0.56
1:A:926:G:H5'	1:A:927:G:O5'	2.05	0.56
12:J:7:LYS:O	12:J:97:GLU:HB2	2.04	0.56
11:I:97:LYS:N	11:I:98:PRO:CD	2.68	0.56
1:A:1039:C:O2'	1:A:1040:U:H5'	2.05	0.56
5:C:28:GLN:HA	5:C:31:HIS:HD2	1.71	0.56
14:L:82:VAL:HG12	14:L:106:ASP:OD1	2.05	0.56
14:L:89:ARG:NE	14:L:97:ARG:HG2	2.21	0.56
1:A:750:G:H21	17:O:23:GLY:HA3	1.71	0.56
7:E:13:ILE:HA	7:E:29:GLY:O	2.06	0.56
1:A:1118:C:H6	1:A:1118:C:O5'	1.89	0.56
1:A:200:G:H21	1:A:216:G:H2'	1.68	0.56
11:I:114:TYR:HE2	12:J:59:SER:O	1.89	0.56

Continued on next page...

Continued from previous page...

Atom-1	Atom-2	Interatomic distance (Å)	Clash overlap (Å)
10:H:73:ASP:OD2	10:H:75:ARG:HB2	2.06	0.56
1:A:475:G:C2	1:A:476:G:C8	2.94	0.56
1:A:147:G:O2'	1:A:148:G:H5'	2.06	0.56
1:A:190(L):U:C2'	1:A:191:G:H5'	2.36	0.56
1:A:266:G:H5'	1:A:266:G:C8	2.40	0.56
4:B:10:LEU:HA	4:B:48:MET:SD	2.45	0.56
12:J:39:PRO:O	12:J:69:ASN:O	2.23	0.56
12:J:38:ILE:CB	12:J:71:LEU:HB2	2.34	0.56
7:E:28:PHE:CD2	7:E:51:VAL:HG22	2.41	0.56
7:E:57:LYS:HG2	7:E:61:TYR:CE2	2.41	0.56
1:A:107:G:C2'	1:A:108:G:H5'	2.36	0.56
5:C:138:VAL:HG22	5:C:151:VAL:HG23	1.88	0.56
11:I:63:ILE:CD1	11:I:81:ILE:HD11	2.36	0.56
22:T:70:SER:HA	22:T:73:HIS:CD2	2.41	0.56
19:Q:27:PHE:CD1	19:Q:27:PHE:C	2.79	0.56
1:A:39:G:O2'	1:A:40:C:H5'	2.06	0.56
5:C:30:ARG:CZ	5:C:30:ARG:HB3	2.36	0.56
7:E:68:GLU:O	7:E:70:PRO:HD3	2.06	0.55
11:I:17:VAL:HG11	11:I:81:ILE:HA	1.87	0.55
7:E:51:VAL:O	7:E:54:ALA:HB3	2.05	0.55
1:A:1202:G:O2'	1:A:1203:C:H5'	2.06	0.55
1:A:1128:C:H5'	11:I:16:ARG:NH2	2.20	0.55
1:A:41:G:H2'	1:A:42:G:C8	2.40	0.55
10:H:84:ARG:O	10:H:135:CYS:HB2	2.06	0.55
1:A:900:A:H2'	1:A:901:A:C8	2.40	0.55
20:R:73:ALA:CB	20:R:79:LEU:HD12	2.37	0.55
22:T:100:ILE:O	22:T:100:ILE:HG22	2.06	0.55
7:E:107:ARG:O	7:E:108:ALA:C	2.42	0.55
4:B:97:TRP:CD2	4:B:101:MET:HG3	2.40	0.55
4:B:15:VAL:HG21	4:B:209:ARG:CG	2.37	0.55
4:B:31:TYR:HE1	4:B:200:ILE:HD13	1.70	0.55
4:B:87:ARG:NH2	4:B:219:VAL:HB	2.22	0.55
12:J:12:ASP:OD2	12:J:13:HIS:N	2.39	0.55
11:I:10:ARG:O	11:I:11:LYS:C	2.45	0.55
8:F:14:LEU:HA	8:F:18:GLN:HE21	1.72	0.55
1:A:149:A:O2'	1:A:150:C:H5'	2.06	0.55
18:P:51:VAL:HG11	18:P:74:LEU:HD22	1.88	0.55
1:A:449:C:H2'	1:A:450:G:O4'	2.06	0.55
1:A:1153:C:H2'	1:A:1154:G:C8	2.42	0.55
5:C:3:ASN:N	5:C:3:ASN:ND2	2.50	0.55
1:A:333:G:H4'	22:T:16:HIS:HE2	1.71	0.55

Continued on next page...

Continued from previous page...

Atom-1	Atom-2	Interatomic distance (Å)	Clash overlap (Å)
4:B:239:VAL:HG12	4:B:240:GLN:HE22	1.70	0.55
5:C:82:GLU:O	5:C:85:ARG:HB3	2.06	0.55
1:A:580:U:H2'	1:A:581:G:O4'	2.07	0.55
4:B:106:LYS:O	4:B:110:GLN:HG3	2.07	0.55
4:B:15:VAL:HG21	4:B:209:ARG:HG3	1.87	0.55
17:O:78:TYR:CZ	17:O:82:ILE:HD11	2.42	0.55
4:B:178:ARG:HH11	4:B:178:ARG:CG	2.13	0.55
5:C:156:ARG:O	5:C:157:ILE:C	2.44	0.55
1:A:781:A:H2'	1:A:782:A:C5'	2.35	0.55
1:A:1010:G:H2'	1:A:1011:G:C8	2.38	0.55
1:A:920:U:H2'	1:A:921:U:C6	2.41	0.55
1:A:974:A:OP2	16:N:41:ARG:NH1	2.37	0.55
1:A:865:A:O2'	1:A:866:C:H5'	2.06	0.55
1:A:1381:U:O2'	1:A:1382:C:H5'	2.06	0.55
10:H:55:GLY:C	10:H:56:LYS:HD2	2.27	0.55
5:C:134:ILE:O	5:C:138:VAL:HG23	2.07	0.55
1:A:984:C:H2'	1:A:985:C:C6	2.42	0.55
4:B:23:ARG:NH1	4:B:24:TRP:HA	2.21	0.55
4:B:51:LEU:O	4:B:55:PHE:HD1	1.89	0.55
8:F:98:LEU:HD23	8:F:99:ALA:N	2.21	0.55
1:A:1128:C:H6	1:A:1128:C:O5'	1.89	0.55
1:A:1514:C:H2'	1:A:1515:C:C6	2.42	0.55
16:N:14:PRO:O	16:N:15:LYS:CB	2.54	0.55
6:D:62:GLN:NE2	6:D:65:ARG:HH12	2.05	0.55
1:A:302:G:H5''	14:L:17:LYS:NZ	2.22	0.55
1:A:437:U:C2'	1:A:438:G:H5'	2.36	0.55
1:A:463:A:C2	18:P:82:GLN:HB2	2.42	0.55
22:T:57:ARG:HB2	22:T:57:ARG:HH11	1.72	0.55
5:C:153:VAL:HG12	5:C:154:SER:N	2.21	0.55
17:O:24:SER:OG	17:O:27:VAL:HG23	2.06	0.55
18:P:53:VAL:CG2	18:P:54:GLU:N	2.70	0.55
1:A:475:G:H2'	1:A:476:G:C5'	2.37	0.55
10:H:60:ARG:HH11	10:H:60:ARG:CG	2.20	0.55
1:A:103:C:P	22:T:17:ARG:HH11	2.29	0.55
22:T:13:LEU:HD12	22:T:13:LEU:H	1.71	0.55
12:J:63:PHE:CE1	16:N:45:ARG:HG3	2.42	0.55
1:A:447:G:H2'	1:A:485:G:N2	2.22	0.55
22:T:89:ARG:O	22:T:93:GLU:HG2	2.06	0.55
1:A:256:U:H2'	1:A:257:G:C8	2.42	0.55
22:T:50:GLU:HG3	22:T:100:ILE:HD12	1.88	0.55
4:B:16:HIS:HB3	4:B:44:LEU:HD21	1.89	0.55

Continued on next page...

Continued from previous page...

Atom-1	Atom-2	Interatomic distance (Å)	Clash overlap (Å)
11:I:45:ALA:O	11:I:48:GLU:N	2.39	0.55
11:I:53:VAL:HG21	11:I:85:LEU:HD21	1.89	0.55
8:F:72:VAL:C	8:F:74:ASP:H	2.08	0.55
7:E:135:THR:HG22	7:E:136:MET:N	2.21	0.55
6:D:70:ILE:HD11	6:D:100:ARG:HD2	1.88	0.55
10:H:18:ARG:NH2	10:H:81:HIS:O	2.37	0.55
1:A:84:U:H2'	1:A:88:A:C8	2.41	0.55
1:A:838:G:C3'	1:A:839:U:H5''	2.37	0.55
1:A:1249:C:C2'	1:A:1250:A:H5'	2.36	0.55
4:B:10:LEU:C	4:B:12:GLU:H	2.11	0.55
1:A:190(E):U:O2'	19:Q:63:ARG:NH2	2.39	0.55
1:A:974:A:H8	1:A:974:A:OP1	1.90	0.55
1:A:404:U:H2'	1:A:405:U:H6	1.71	0.55
10:H:39:LEU:H	10:H:39:LEU:HD22	1.72	0.55
7:E:126:ARG:HG2	7:E:126:ARG:HH11	1.71	0.55
12:J:9:ARG:HB3	12:J:9:ARG:NH1	2.22	0.55
1:A:826:C:H2'	1:A:827:U:C6	2.42	0.55
4:B:131:PRO:C	4:B:133:LYS:H	2.10	0.55
4:B:88:ALA:HB1	4:B:226:ARG:HH22	1.72	0.55
1:A:1330:U:C2'	1:A:1331:G:H5'	2.37	0.55
14:L:126:LYS:H	14:L:126:LYS:CD	2.14	0.55
11:I:4:TYR:O	11:I:18:PHE:HA	2.07	0.55
1:A:1064:G:C4'	1:A:1065:U:H5'	2.37	0.55
5:C:64:VAL:HB	5:C:99:VAL:CG2	2.37	0.55
19:Q:40:LYS:HD3	19:Q:42:TYR:CZ	2.41	0.55
1:A:942:G:C2	1:A:943:U:C6	2.95	0.55
5:C:147:LYS:HE2	5:C:205:GLY:H	1.71	0.55
22:T:100:ILE:O	22:T:102:GLY:N	2.39	0.55
4:B:210:SER:C	4:B:212:GLN:H	2.11	0.55
4:B:213:LEU:O	4:B:217:ARG:HG2	2.07	0.55
1:A:761:G:H5'	19:Q:102:GLY:CA	2.37	0.55
1:A:1123:A:H2	12:J:39:PRO:HG3	1.71	0.55
7:E:59:GLY:O	7:E:62:ALA:HB3	2.07	0.55
1:A:977:A:C2'	1:A:978:A:H5''	2.36	0.55
15:M:49:THR:C	15:M:51:ALA:H	2.10	0.55
1:A:1413:A:O2'	1:A:1414:U:H5'	2.07	0.55
9:G:71:PRO:HD3	9:G:103:TRP:CZ3	2.42	0.55
1:A:1318:A:H4'	21:S:10:PHE:CZ	2.42	0.55
1:A:554:C:H2'	1:A:555:C:C6	2.42	0.55
1:A:1106:G:H5''	5:C:172:ARG:CG	2.36	0.54
1:A:582:U:C1'	19:Q:105:ALA:HA	2.30	0.54

Continued on next page...

Continued from previous page...

Atom-1	Atom-2	Interatomic distance (Å)	Clash overlap (Å)
10:H:74:PRO:O	10:H:75:ARG:C	2.46	0.54
18:P:81:ARG:C	18:P:83:GLU:H	2.08	0.54
20:R:53:ARG:NH1	20:R:59:SER:C	2.61	0.54
1:A:1205:U:H1'	5:C:195:VAL:HG21	1.90	0.54
21:S:9:VAL:HG12	21:S:10:PHE:N	2.22	0.54
1:A:260:G:H2'	1:A:261:U:C6	2.42	0.54
1:A:1451:A:H8	1:A:1451:A:O5'	1.90	0.54
1:A:639:G:O2'	1:A:640:A:H5'	2.06	0.54
1:A:397:A:H5'	1:A:398:C:OP1	2.07	0.54
4:B:69:LEU:C	4:B:69:LEU:HD23	2.28	0.54
17:O:87:ILE:CG2	17:O:88:ARG:HH21	2.20	0.54
1:A:989:C:O2'	1:A:990:C:H5'	2.07	0.54
1:A:744:C:H2'	1:A:745:C:C6	2.42	0.54
8:F:72:VAL:C	8:F:74:ASP:N	2.57	0.54
8:F:38:GLU:O	8:F:39:LYS:HB3	2.07	0.54
10:H:97:VAL:O	10:H:100:ILE:HG13	2.07	0.54
6:D:70:ILE:CG2	6:D:71:SER:N	2.71	0.54
20:R:43:PHE:C	20:R:51:LEU:HD12	2.28	0.54
1:A:1005:A:H1'	1:A:1026:G:C2	2.42	0.54
1:A:1025:U:H5'	1:A:1026:G:OP1	2.07	0.54
20:R:38:GLU:OE1	20:R:38:GLU:N	2.40	0.54
9:G:125:MET:O	9:G:128:ALA:HB3	2.07	0.54
19:Q:11:VAL:C	19:Q:53:LEU:HD11	2.28	0.54
1:A:528:C:H5'	1:A:535:A:C6	2.42	0.54
1:A:1305:G:O2'	1:A:1331:G:N2	2.40	0.54
21:S:30:LEU:C	21:S:31:ILE:HD13	2.28	0.54
1:A:478:A:H2'	1:A:479:C:H5''	1.88	0.54
20:R:53:ARG:C	20:R:55:ARG:N	2.60	0.54
1:A:445:G:O2'	1:A:446:G:H5'	2.07	0.54
10:H:134:ILE:O	10:H:135:CYS:HB3	2.07	0.54
1:A:456:C:H2'	1:A:457:C:C6	2.42	0.54
7:E:96:PRO:HA	7:E:117:ASP:OD2	2.07	0.54
4:B:114:ARG:HD2	4:B:141:GLU:OE2	2.07	0.54
4:B:115:LEU:HD12	4:B:145:LEU:HB3	1.88	0.54
19:Q:5:VAL:O	19:Q:6:LEU:HD23	2.08	0.54
4:B:36:ARG:HB2	4:B:41:ILE:HD11	1.89	0.54
1:A:1230:C:O2'	1:A:1231:G:H5'	2.07	0.54
13:K:91:ARG:O	13:K:93:GLN:N	2.40	0.54
22:T:16:HIS:CE1	22:T:20:LEU:HD11	2.42	0.54
9:G:69:VAL:HA	9:G:138:LYS:HG3	1.88	0.54
1:A:1300:G:HO2'	1:A:1301:U:H6	1.55	0.54

Continued on next page...

Continued from previous page...

Atom-1	Atom-2	Interatomic distance (Å)	Clash overlap (Å)
9:G:152:ALA:O	9:G:154:TYR:N	2.40	0.54
4:B:78:GLN:HG2	4:B:94:ASN:CG	2.28	0.54
1:A:1120:G:H2'	1:A:1121:U:C6	2.42	0.54
6:D:126:ILE:HG22	6:D:127:THR:N	2.23	0.54
1:A:1406:U:O2'	1:A:1407:C:H5'	2.07	0.54
5:C:51:GLY:O	5:C:70:VAL:HA	2.08	0.54
15:M:88:ARG:HH11	15:M:88:ARG:CB	2.19	0.54
1:A:390:C:H2'	1:A:391:G:H8	1.72	0.54
9:G:110:GLN:OE1	9:G:110:GLN:HA	2.06	0.54
5:C:93:LYS:HE2	5:C:93:LYS:CA	2.36	0.54
14:L:55:VAL:CG1	14:L:56:ALA:H	2.18	0.54
3:X:30:G:H2'	3:X:30:G:N3	2.23	0.54
4:B:201:ILE:O	4:B:203:GLY:N	2.41	0.54
1:A:1305:G:N2	1:A:1331:G:H1'	2.22	0.54
15:M:17:VAL:O	15:M:20:THR:HB	2.08	0.54
11:I:49:PRO:CG	11:I:81:ILE:HG22	2.38	0.54
1:A:744:C:H2'	1:A:745:C:H6	1.72	0.54
19:Q:63:ARG:HG2	19:Q:64:PRO:HD2	1.89	0.54
4:B:162:ILE:O	4:B:185:ILE:HG13	2.07	0.54
1:A:17:U:H2'	1:A:18:C:C6	2.42	0.54
1:A:811:C:H4'	1:A:900:A:N6	2.22	0.54
5:C:119:ARG:O	5:C:122:GLU:HB2	2.07	0.54
1:A:1480:G:H2'	1:A:1481:U:C6	2.42	0.54
1:A:1168:A:H2'	1:A:1169:A:C8	2.43	0.54
1:A:409:G:N3	1:A:409:G:C2'	2.71	0.54
5:C:190:ARG:HD2	5:C:190:ARG:N	2.21	0.54
1:A:673:G:H2'	1:A:674:G:C8	2.43	0.54
1:A:1323:G:H2'	1:A:1324:A:C8	2.42	0.54
18:P:42:ARG:O	18:P:43:LYS:C	2.45	0.54
15:M:81:LEU:O	15:M:86:CYS:HB3	2.08	0.54
9:G:44:TYR:C	9:G:46:ALA:N	2.60	0.54
8:F:2:ARG:CZ	8:F:69:GLU:HG2	2.37	0.54
16:N:9:LYS:C	16:N:11:LYS:H	2.10	0.54
11:I:25:LYS:HB2	11:I:60:ASP:OD1	2.08	0.54
1:A:1221:G:O2'	1:A:1222:G:H5'	2.08	0.54
1:A:1300:G:O2'	1:A:1301:U:H6	1.91	0.54
22:T:82:SER:O	22:T:86:ARG:HB2	2.07	0.54
1:A:1256:A:H5'	1:A:1258:G:H1'	1.89	0.54
14:L:45:PRO:HD3	14:L:51:ALA:O	2.08	0.54
1:A:1104:G:H2'	1:A:1105:A:H8	1.73	0.54
4:B:101:MET:HA	4:B:108:ILE:HD12	1.90	0.54

Continued on next page...

Continued from previous page...

Atom-1	Atom-2	Interatomic distance (Å)	Clash overlap (Å)
15:M:2:ALA:O	15:M:4:ILE:HG13	2.08	0.54
1:A:1033:G:H2'	1:A:1034:G:H8	1.73	0.54
1:A:474:G:N3	1:A:474:G:C3'	2.70	0.54
1:A:723:U:O2	1:A:723:U:H2'	2.08	0.54
6:D:15:GLU:HG2	6:D:63:LYS:HG3	1.90	0.54
1:A:594:G:H2'	1:A:595:G:H5'	1.89	0.54
6:D:24:GLU:O	6:D:25:ARG:CB	2.55	0.54
1:A:192:U:H4'	22:T:102:GLY:O	2.07	0.54
22:T:100:ILE:O	22:T:101:GLY:C	2.46	0.54
19:Q:98:LEU:O	19:Q:99:SER:HB3	2.08	0.54
1:A:976:G:C8	1:A:1358:U:O2	2.60	0.54
11:I:63:ILE:HD11	11:I:81:ILE:HD11	1.90	0.54
1:A:113:G:H1'	1:A:354:G:H5'	1.89	0.54
1:A:1312:G:O2'	1:A:1313:U:H5'	2.08	0.54
6:D:62:GLN:HE22	6:D:65:ARG:HH12	1.56	0.54
10:H:34:GLU:O	10:H:37:ARG:HB2	2.07	0.54
1:A:539:A:H2'	1:A:540:G:C8	2.43	0.54
7:E:147:ASP:N	7:E:147:ASP:OD1	2.32	0.54
15:M:121:LYS:N	15:M:121:LYS:HD2	2.23	0.54
4:B:130:ARG:CD	4:B:131:PRO:HD2	2.37	0.53
7:E:91:LEU:HB3	7:E:118:ILE:HD11	1.90	0.53
4:B:219:VAL:C	4:B:221:LEU:N	2.61	0.53
15:M:5:ALA:HB3	15:M:8:GLU:CG	2.32	0.53
1:A:951:G:O2'	1:A:952:U:H5'	2.08	0.53
1:A:390:C:H2'	1:A:391:G:C8	2.43	0.53
1:A:1126:U:H2'	1:A:1127:G:O4'	2.08	0.53
20:R:59:SER:OG	20:R:62:GLU:HG3	2.07	0.53
5:C:20:SER:O	16:N:54:PRO:HB3	2.08	0.53
7:E:128:PRO:HG2	7:E:129:ILE:H	1.74	0.53
1:A:201:C:O4'	1:A:216:G:N2	2.41	0.53
8:F:14:LEU:HA	8:F:18:GLN:NE2	2.24	0.53
8:F:28:ARG:HA	8:F:28:ARG:NE	2.24	0.53
6:D:153:ARG:HD2	6:D:181:MET:HE3	1.90	0.53
9:G:145:ALA:C	9:G:147:ALA:N	2.61	0.53
22:T:43:LEU:CD1	22:T:52:ALA:HA	2.39	0.53
1:A:750:G:H1'	17:O:22:THR:OG1	2.08	0.53
12:J:9:ARG:HD2	12:J:95:GLU:OE1	2.08	0.53
7:E:144:THR:HG22	7:E:147:ASP:OD1	2.08	0.53
1:A:167:G:O2'	1:A:168:G:H5'	2.07	0.53
8:F:8:ILE:HD11	8:F:79:LEU:HD13	1.89	0.53
1:A:645:C:O2'	1:A:646:U:H5'	2.07	0.53

Continued on next page...

Continued from previous page...

Atom-1	Atom-2	Interatomic distance (Å)	Clash overlap (Å)
4:B:177:ALA:O	4:B:180:LEU:N	2.41	0.53
19:Q:96:GLN:O	19:Q:97:SER:HB3	2.08	0.53
12:J:28:ARG:O	12:J:28:ARG:HG2	2.08	0.53
20:R:88:LYS:HG2	20:R:88:LYS:OXT	2.07	0.53
6:D:108:LEU:HB3	6:D:110:PHE:CE1	2.44	0.53
6:D:153:ARG:HH12	6:D:180:GLY:C	2.11	0.53
1:A:403:C:O2'	1:A:404:U:H5'	2.08	0.53
20:R:79:LEU:HD22	20:R:80:PRO:HD2	1.90	0.53
1:A:448:A:C4	1:A:487:A:C2	2.96	0.53
1:A:487:A:H2'	1:A:488:C:O4'	2.08	0.53
10:H:4:ASP:OD2	10:H:85:ARG:NH1	2.41	0.53
16:N:26:ARG:CZ	16:N:47:LEU:HD21	2.38	0.53
1:A:929:G:P	1:A:1533:C:H2'	2.49	0.53
15:M:3:ARG:CA	15:M:9:ILE:HG13	2.38	0.53
4:B:178:ARG:CG	4:B:178:ARG:NH1	2.70	0.53
11:I:17:VAL:CG2	11:I:80:GLY:HA3	2.38	0.53
18:P:53:VAL:O	18:P:55:ARG:N	2.42	0.53
9:G:120:ILE:H	9:G:120:ILE:CD1	2.21	0.53
1:A:340:U:H2'	1:A:341:C:C6	2.43	0.53
21:S:46:GLY:HA2	21:S:61:TYR:HE2	1.73	0.53
1:A:1487:G:O2'	1:A:1488:G:H5'	2.07	0.53
1:A:959:A:C2	1:A:1222:G:O4'	2.61	0.53
5:C:30:ARG:CB	5:C:30:ARG:NH1	2.71	0.53
19:Q:59:ILE:HG22	19:Q:71:PHE:CD1	2.43	0.53
4:B:91:PRO:HB3	4:B:151:GLY:O	2.09	0.53
15:M:20:THR:HG23	15:M:26:GLY:HA2	1.89	0.53
1:A:975:A:O2'	1:A:976:G:OP2	2.23	0.53
6:D:150:GLU:HA	6:D:153:ARG:HG2	1.90	0.53
4:B:111:ARG:HB3	4:B:149:LEU:HD11	1.90	0.53
1:A:1251:A:H1'	1:A:1369:C:HO2'	1.73	0.53
4:B:12:GLU:C	4:B:14:GLY:N	2.60	0.53
17:O:26:GLU:O	17:O:27:VAL:C	2.47	0.53
1:A:975:A:H4'	1:A:976:G:C5'	2.38	0.53
18:P:22:THR:HA	18:P:33:ILE:CG1	2.37	0.53
9:G:49:ILE:N	9:G:49:ILE:CD1	2.71	0.53
5:C:40:ARG:HB3	5:C:44:GLU:CD	2.29	0.53
13:K:41:THR:HG21	13:K:71:LYS:HB3	1.90	0.53
10:H:83:ILE:CG2	10:H:83:ILE:O	2.55	0.53
1:A:707:C:O2'	1:A:708:C:H5'	2.09	0.53
18:P:6:LEU:HD23	18:P:17:TYR:CG	2.44	0.53
12:J:16:LEU:O	12:J:18:ALA:N	2.41	0.53

Continued on next page...

Continued from previous page...

Atom-1	Atom-2	Interatomic distance (Å)	Clash overlap (Å)
9:G:151:TYR:HE1	13:K:54:ARG:CZ	2.22	0.53
1:A:202:U:H5'	1:A:216:G:O2'	2.08	0.53
18:P:69:THR:O	18:P:72:ARG:HB3	2.09	0.53
13:K:30:VAL:HG21	13:K:65:ALA:HA	1.91	0.53
9:G:88:PRO:HB2	9:G:149:ARG:HH21	1.73	0.53
1:A:1497:G:C2'	1:A:1498:U:H5'	2.39	0.53
20:R:35:ARG:O	20:R:37:VAL:HG23	2.08	0.53
4:B:163:PHE:HD1	4:B:185:ILE:HB	1.73	0.53
5:C:81:GLY:O	5:C:84:ILE:HG22	2.08	0.53
8:F:91:VAL:HG11	20:R:72:ARG:NH1	2.24	0.53
4:B:132:LYS:HB3	4:B:136:VAL:CG2	2.39	0.53
4:B:144:ARG:HA	4:B:147:LYS:HD2	1.91	0.53
1:A:201:C:O2	1:A:203:U:H1'	2.09	0.53
1:A:254:G:OP1	19:Q:68:ARG:HB3	2.09	0.53
12:J:31:GLY:CA	12:J:76:ASN:HD21	2.22	0.53
1:A:1054:C:OP1	1:A:1197:G:OP1	2.26	0.53
15:M:59:TYR:CG	15:M:59:TYR:O	2.61	0.53
1:A:92:C:O2'	1:A:93:G:H5'	2.08	0.53
4:B:45:GLN:O	4:B:49:GLU:HG3	2.09	0.53
18:P:75:ARG:NH1	18:P:75:ARG:HG3	2.21	0.53
19:Q:82:MET:O	19:Q:83:ASP:C	2.47	0.53
18:P:17:TYR:CE1	18:P:41:PRO:CG	2.92	0.53
10:H:103:VAL:CG2	10:H:110:ALA:HB2	2.39	0.53
1:A:942:G:H2'	1:A:943:U:H6	1.73	0.53
7:E:143:ARG:HH12	10:H:77:GLU:CD	2.12	0.53
5:C:181:ASN:O	5:C:204:LEU:HD12	2.09	0.53
14:L:85:ILE:HG23	14:L:98:TYR:HB3	1.91	0.53
4:B:23:ARG:HH12	4:B:191:ASP:HA	1.74	0.53
15:M:53:VAL:O	15:M:57:ARG:HB2	2.09	0.53
11:I:48:GLU:N	11:I:49:PRO:CD	2.71	0.53
1:A:1195:C:H3'	1:A:1196:U:C5'	2.39	0.53
9:G:120:ILE:N	9:G:120:ILE:HD12	2.18	0.53
12:J:85:LEU:O	12:J:87:THR:N	2.42	0.53
21:S:71:LEU:O	21:S:73:GLU:N	2.42	0.53
19:Q:76:LEU:C	19:Q:76:LEU:HD23	2.30	0.53
1:A:154:C:H2'	1:A:155:C:C6	2.44	0.53
1:A:941:G:O2'	1:A:942:G:H5'	2.08	0.53
6:D:199:ASN:ND2	6:D:201:GLN:HB2	2.24	0.53
4:B:144:ARG:HG3	4:B:145:LEU:H	1.72	0.52
1:A:761:G:C5'	19:Q:102:GLY:HA3	2.38	0.52
11:I:49:PRO:HB3	11:I:82:ALA:HB2	1.91	0.52

Continued on next page...

Continued from previous page...

Atom-1	Atom-2	Interatomic distance (Å)	Clash overlap (Å)
9:G:23:VAL:HG13	9:G:43:PHE:CE2	2.43	0.52
8:F:4:TYR:CE2	8:F:72:VAL:HG21	2.44	0.52
5:C:35:GLU:OE1	5:C:97:LYS:HE3	2.08	0.52
1:A:1010:G:N2	1:A:1020:U:H1'	2.23	0.52
5:C:43:LEU:HD22	5:C:68:VAL:HG21	1.91	0.52
12:J:63:PHE:HE1	16:N:45:ARG:HG3	1.74	0.52
1:A:1423:G:O2'	1:A:1424:C:H5'	2.10	0.52
14:L:28:LYS:C	14:L:30:ALA:N	2.63	0.52
9:G:61:VAL:O	9:G:64:GLN:HB3	2.08	0.52
4:B:69:LEU:HD12	4:B:155:LEU:HD11	1.92	0.52
1:A:1035:A:O2'	1:A:1036:G:H5'	2.10	0.52
9:G:44:TYR:C	9:G:46:ALA:H	2.12	0.52
1:A:750:G:N2	17:O:23:GLY:HA3	2.23	0.52
4:B:112:VAL:C	4:B:114:ARG:H	2.13	0.52
1:A:650:G:O2'	1:A:651:C:H5'	2.09	0.52
17:O:12:ILE:C	17:O:14:GLU:H	2.12	0.52
6:D:11:LEU:HD22	6:D:66:ARG:NE	2.24	0.52
19:Q:66:SER:O	19:Q:70:ARG:NH1	2.43	0.52
11:I:69:GLY:O	11:I:73:GLN:HG3	2.09	0.52
15:M:6:GLY:O	15:M:7:VAL:HG22	2.09	0.52
17:O:82:ILE:HD13	17:O:88:ARG:CG	2.39	0.52
8:F:99:ALA:HB2	20:R:31:LEU:HD12	1.91	0.52
1:A:1010:G:H22	1:A:1020:U:H1'	1.73	0.52
1:A:22:G:H2'	1:A:23:C:H6	1.75	0.52
19:Q:86:GLU:O	19:Q:87:LYS:C	2.47	0.52
9:G:111:ARG:HE	9:G:123:GLU:HA	1.75	0.52
1:A:458:C:H2'	1:A:459:G:H8	1.73	0.52
4:B:222:ILE:HG22	4:B:226:ARG:HH21	1.75	0.52
12:J:38:ILE:O	12:J:70:ARG:HA	2.09	0.52
1:A:1060:C:O2'	1:A:1061:G:H5'	2.10	0.52
15:M:49:THR:C	15:M:51:ALA:N	2.61	0.52
20:R:53:ARG:HG2	20:R:63:GLN:HG2	1.91	0.52
7:E:129:ILE:N	7:E:129:ILE:HD12	2.24	0.52
13:K:74:ALA:C	13:K:76:GLY:H	2.12	0.52
4:B:71:VAL:HG21	4:B:164:VAL:HG22	1.91	0.52
15:M:15:VAL:HG12	15:M:19:LEU:HD12	1.90	0.52
12:J:23:ILE:HG22	12:J:72:VAL:HG11	1.90	0.52
17:O:21:ASP:CG	17:O:24:SER:HB3	2.29	0.52
1:A:975:A:C5'	1:A:976:G:H5'	2.39	0.52
1:A:1513:A:C2	1:A:1523:G:C6	2.97	0.52
6:D:118:ARG:NH2	6:D:118:ARG:HG3	2.23	0.52

Continued on next page...

Continued from previous page...

Atom-1	Atom-2	Interatomic distance (Å)	Clash overlap (Å)
6:D:61:LYS:NZ	6:D:72:GLU:OE2	2.43	0.52
1:A:625:G:H2'	1:A:626:U:C6	2.44	0.52
1:A:16:A:O2'	1:A:17:U:H5'	2.10	0.52
15:M:37:THR:CG2	15:M:55:ARG:HD2	2.39	0.52
1:A:407:G:C3'	1:A:431:A:OP1	2.58	0.52
21:S:22:LEU:CD2	21:S:28:LYS:HB2	2.40	0.52
9:G:75:VAL:HG23	9:G:87:VAL:C	2.30	0.52
21:S:15:LEU:HD12	21:S:15:LEU:C	2.29	0.52
1:A:312:C:H2'	1:A:313:A:C8	2.44	0.52
1:A:1068:G:N7	1:A:1094:G:H2'	2.25	0.52
1:A:620:C:C2	6:D:135:LEU:HD13	2.45	0.52
1:A:1427:U:O2'	1:A:1428:A:H5'	2.10	0.52
1:A:74:C:O2'	1:A:75:G:H5'	2.10	0.52
14:L:88:GLY:H	14:L:98:TYR:HA	1.75	0.52
14:L:47:LYS:CB	14:L:48:PRO:CD	2.79	0.52
4:B:54:THR:O	4:B:58:ILE:HG13	2.10	0.52
12:J:71:LEU:O	12:J:72:VAL:CB	2.58	0.52
15:M:91:ARG:NH2	15:M:103:THR:HG21	2.25	0.52
1:A:407:G:O2'	1:A:408:A:P	2.67	0.52
18:P:53:VAL:C	18:P:55:ARG:N	2.62	0.52
9:G:15:ASP:CB	9:G:20:ASP:H	2.23	0.52
7:E:43:LEU:H	7:E:65:ASN:ND2	2.08	0.52
14:L:92:ASP:C	14:L:93:LEU:HD23	2.30	0.52
7:E:103:GLY:O	7:E:106:PRO:HD2	2.09	0.52
18:P:15:PRO:O	18:P:16:HIS:ND1	2.42	0.52
10:H:6:ILE:HD12	10:H:35:ILE:HD12	1.91	0.52
18:P:46:PRO:HG2	18:P:47:ASP:H	1.74	0.52
1:A:509:A:H5'	6:D:54:TYR:HD2	1.75	0.52
1:A:460:A:N7	1:A:462:G:N2	2.44	0.52
12:J:4:ILE:CD1	12:J:74:ILE:HG13	2.37	0.52
10:H:91:ARG:HG3	14:L:7:ILE:HG13	1.91	0.52
1:A:738:C:H2'	1:A:739:C:H6	1.75	0.52
20:R:48:GLY:H	20:R:82:THR:HA	1.74	0.52
6:D:65:ARG:HB2	6:D:75:PHE:CD1	2.45	0.52
1:A:1510:U:H2'	1:A:1511:G:H8	1.71	0.52
9:G:138:LYS:C	9:G:138:LYS:HD3	2.30	0.52
4:B:144:ARG:HD2	4:B:145:LEU:HD23	1.92	0.52
1:A:201:C:C4'	1:A:216:G:N2	2.56	0.52
19:Q:104:LYS:O	19:Q:105:ALA:HB3	2.10	0.52
1:A:981:U:H5'	16:N:21:TYR:CE1	2.45	0.52
16:N:9:LYS:NZ	16:N:22:THR:HA	2.25	0.52

Continued on next page...

Continued from previous page...

Atom-1	Atom-2	Interatomic distance (Å)	Clash overlap (Å)
14:L:33:ARG:O	14:L:84:LEU:HD12	2.09	0.52
1:A:792:A:H4'	1:A:793:U:C5'	2.40	0.52
1:A:1193:G:C2'	1:A:1194:U:H5'	2.39	0.52
1:A:513:C:H2'	1:A:514:C:C6	2.44	0.52
1:A:222:U:H2'	1:A:223:U:C6	2.45	0.52
4:B:187:LEU:HD12	4:B:201:ILE:HG22	1.92	0.52
15:M:34:LEU:CD2	15:M:39:ILE:HB	2.38	0.52
12:J:7:LYS:HB2	12:J:97:GLU:CB	2.39	0.52
1:A:975:A:C4'	1:A:976:G:H5'	2.39	0.52
8:F:14:LEU:HD13	8:F:19:LEU:HA	1.91	0.52
5:C:39:ILE:HG22	5:C:40:ARG:N	2.25	0.52
10:H:137:VAL:HG12	10:H:138:TRP:N	2.23	0.52
1:A:359:U:O2'	1:A:360:A:H5'	2.10	0.52
14:L:119:LYS:HD2	14:L:119:LYS:N	2.24	0.52
7:E:102:ALA:HB2	7:E:120:THR:HB	1.91	0.52
15:M:40:ASN:HD22	15:M:41:PRO:HD2	1.74	0.51
1:A:1123:A:H4'	12:J:36:GLY:HA3	1.92	0.51
11:I:9:ARG:CG	11:I:14:VAL:HG22	2.34	0.51
1:A:1062:U:H2'	1:A:1063:C:C6	2.45	0.51
20:R:19:LYS:H	20:R:19:LYS:CD	2.22	0.51
6:D:70:ILE:HD11	6:D:100:ARG:CD	2.40	0.51
22:T:13:LEU:HD12	22:T:13:LEU:N	2.25	0.51
1:A:865:A:H2'	1:A:866:C:H6	1.76	0.51
1:A:943:U:H2'	1:A:944:G:H5'	1.90	0.51
1:A:586:C:O2'	1:A:587:G:H5'	2.09	0.51
1:A:986:A:H2'	1:A:987:G:C8	2.45	0.51
5:C:180:ALA:O	5:C:181:ASN:HB3	2.10	0.51
1:A:200:G:H2'	1:A:216:G:N2	2.25	0.51
1:A:1372:U:O2'	1:A:1373:G:H5'	2.09	0.51
11:I:111:ARG:HG2	11:I:112:LYS:N	2.23	0.51
1:A:984:C:H2'	1:A:985:C:H6	1.74	0.51
4:B:200:ILE:HG22	4:B:201:ILE:N	2.18	0.51
4:B:92:TYR:CD1	4:B:92:TYR:N	2.78	0.51
4:B:92:TYR:HE1	4:B:151:GLY:CA	2.20	0.51
1:A:1150:U:O2	12:J:39:PRO:HG3	2.10	0.51
5:C:157:ILE:CD1	5:C:166:GLU:HB2	2.40	0.51
17:O:53:HIS:CE1	17:O:57:LEU:HD22	2.44	0.51
8:F:23:LYS:HA	8:F:26:ILE:HB	1.92	0.51
7:E:11:ILE:HB	7:E:31:LEU:HB3	1.91	0.51
20:R:47:THR:HG22	20:R:48:GLY:N	2.25	0.51
5:C:186:PHE:O	5:C:187:ALA:HB2	2.09	0.51

Continued on next page...

Continued from previous page...

Atom-1	Atom-2	Interatomic distance (Å)	Clash overlap (Å)
12:J:47:PHE:CZ	16:N:37:PHE:HE1	2.28	0.51
1:A:267:C:P	19:Q:67:LYS:HB2	2.51	0.51
1:A:1288:A:H1'	1:A:1352:C:O2'	2.10	0.51
12:J:89:ASP:CB	12:J:91:PRO:HD2	2.41	0.51
4:B:7:VAL:C	4:B:8:LYS:HD2	2.30	0.51
12:J:34:VAL:HG12	12:J:35:SER:H	1.73	0.51
17:O:67:LEU:O	17:O:70:LEU:N	2.44	0.51
11:I:4:TYR:HD1	11:I:19:LEU:O	1.93	0.51
11:I:46:ALA:O	11:I:49:PRO:HD2	2.10	0.51
11:I:84:ALA:C	11:I:86:VAL:H	2.13	0.51
13:K:58:PRO:HB2	13:K:93:GLN:HG3	1.93	0.51
1:A:686:U:O4	1:A:703:G:H1'	2.10	0.51
5:C:28:GLN:HA	5:C:31:HIS:CD2	2.46	0.51
1:A:1412:C:H2'	1:A:1413:A:H8	1.73	0.51
6:D:202:LEU:O	6:D:203:VAL:C	2.49	0.51
1:A:909:A:H2'	1:A:910:C:O4'	2.10	0.51
1:A:653:A:P	10:H:56:LYS:HZ1	2.34	0.51
1:A:1507:A:C2	1:A:1508:G:C4	2.98	0.51
1:A:1130:A:OP2	1:A:1131:G:H5''	2.11	0.51
7:E:11:ILE:CG2	7:E:12:LEU:HD12	2.38	0.51
9:G:115:ARG:O	9:G:116:ALA:C	2.48	0.51
14:L:119:LYS:CD	14:L:119:LYS:H	2.23	0.51
1:A:1513:A:C2	1:A:1523:G:C5	2.99	0.51
1:A:1515:C:O2'	1:A:1516:G:H5'	2.11	0.51
21:S:45:VAL:HG12	21:S:46:GLY:N	2.24	0.51
7:E:129:ILE:H	7:E:129:ILE:CD1	2.23	0.51
8:F:80:ARG:NH1	8:F:88:VAL:HB	2.26	0.51
19:Q:56:VAL:CG2	19:Q:81:ARG:HD3	2.41	0.51
10:H:86:ILE:HG12	10:H:135:CYS:HA	1.92	0.51
1:A:640:A:O2'	1:A:641:U:H5'	2.09	0.51
15:M:10:PRO:O	15:M:11:ARG:HB2	2.10	0.51
1:A:950:U:OP2	15:M:102:ARG:HD2	2.11	0.51
1:A:818:G:O2'	1:A:819:A:H5'	2.11	0.51
1:A:45:U:H2'	1:A:46:G:C8	2.46	0.51
18:P:26:ARG:HG3	18:P:27:LYS:N	2.25	0.51
21:S:17:GLU:O	21:S:21:GLU:HG3	2.10	0.51
12:J:60:ARG:HG2	12:J:60:ARG:HH11	1.76	0.51
11:I:12:GLU:O	11:I:12:GLU:CG	2.58	0.51
11:I:13:ALA:HA	11:I:67:GLY:O	2.10	0.51
10:H:104:ARG:CZ	10:H:138:TRP:CZ3	2.93	0.51
1:A:1392:G:O2'	1:A:1502:A:H5''	2.10	0.51

Continued on next page...

Continued from previous page...

Atom-1	Atom-2	Interatomic distance (Å)	Clash overlap (Å)
1:A:193:C:O3'	22:T:61:SER:HB2	2.11	0.51
1:A:1209:C:O2'	1:A:1210:C:H5'	2.11	0.51
5:C:6:HIS:CD2	5:C:8:ILE:H	2.29	0.51
22:T:39:LYS:HD3	22:T:55:ILE:HD13	1.91	0.51
1:A:411:A:C2	1:A:417:C:O2	2.63	0.51
22:T:34:LYS:O	22:T:37:SER:HB2	2.11	0.51
1:A:1003:G:N1	1:A:1004:A:H1'	2.26	0.51
1:A:1021:G:O2'	1:A:1022:G:H5'	2.10	0.51
1:A:584:G:H2'	1:A:585:G:C8	2.45	0.51
19:Q:68:ARG:HH11	19:Q:68:ARG:HG2	1.74	0.51
4:B:100:GLY:C	4:B:108:ILE:HD12	2.31	0.51
4:B:17:PHE:HD1	4:B:18:GLY:H	1.56	0.51
9:G:15:ASP:HB3	9:G:20:ASP:H	1.76	0.51
1:A:1064:G:N2	1:A:1190:G:H2'	2.25	0.51
5:C:38:ARG:HG3	5:C:38:ARG:NH1	2.24	0.51
9:G:135:VAL:O	9:G:139:GLU:HG3	2.11	0.51
1:A:384:G:H2'	1:A:385:C:C6	2.45	0.51
5:C:26:LYS:N	5:C:26:LYS:CD	2.67	0.51
7:E:107:ARG:NH1	7:E:107:ARG:HB2	2.14	0.51
4:B:212:GLN:O	4:B:213:LEU:C	2.48	0.51
1:A:965:A:C6	1:A:969:A:C2	2.99	0.51
8:F:33:TYR:HA	8:F:71:ARG:CZ	2.40	0.51
9:G:38:LEU:C	9:G:38:LEU:HD12	2.31	0.51
1:A:376:G:H2'	1:A:377:G:C8	2.36	0.51
1:A:109:A:H2'	1:A:326:G:N2	2.26	0.51
15:M:91:ARG:HB3	15:M:98:VAL:HG22	1.91	0.51
14:L:83:VAL:HG21	14:L:100:ILE:HD13	1.92	0.51
1:A:332:G:O2'	1:A:333:G:H5'	2.11	0.51
1:A:1298:C:H2'	9:G:114:ARG:NH1	2.26	0.51
1:A:1425:U:H2'	1:A:1426:C:C6	2.44	0.51
1:A:825:G:O2'	1:A:826:C:H5'	2.11	0.51
1:A:35:G:H2'	1:A:36:C:C6	2.46	0.51
1:A:173:U:H5	1:A:198:G:HO2'	1.54	0.51
16:N:25:VAL:HG12	16:N:39:LEU:HD23	1.92	0.51
4:B:118:LEU:O	4:B:120:ALA:N	2.44	0.51
11:I:107:ARG:HB3	11:I:107:ARG:NH1	2.26	0.51
4:B:16:HIS:CE1	4:B:214:ILE:HG12	2.46	0.51
12:J:7:LYS:HB2	12:J:97:GLU:HB2	1.93	0.51
1:A:1358:U:H2'	1:A:1359:C:O4'	2.10	0.51
11:I:53:VAL:CG2	11:I:85:LEU:HD21	2.40	0.51
18:P:21:VAL:HG21	18:P:59:TRP:CD1	2.46	0.51

Continued on next page...

Continued from previous page...

Atom-1	Atom-2	Interatomic distance (Å)	Clash overlap (Å)
8:F:67:MET:CE	8:F:72:VAL:HG22	2.38	0.51
14:L:26:ALA:O	14:L:27:LEU:O	2.29	0.51
14:L:110:VAL:HG21	14:L:120:TYR:HB3	1.93	0.51
1:A:1519:A:H3'	1:A:1520:G:H5'	1.91	0.51
14:L:43:VAL:CG1	14:L:44:THR:H	2.21	0.51
15:M:49:THR:HB	15:M:52:GLU:HG3	1.93	0.51
1:A:538:G:O2'	1:A:539:A:H5'	2.11	0.51
21:S:58:VAL:HG21	21:S:75:ALA:HA	1.91	0.51
1:A:1006:C:H2'	1:A:1007:C:H6	1.75	0.51
1:A:1315:U:H2'	1:A:1316:G:C8	2.46	0.51
20:R:45:SER:C	20:R:47:THR:N	2.64	0.51
1:A:427:U:OP1	6:D:13:ARG:NH2	2.43	0.51
14:L:113:ARG:HB2	14:L:122:THR:HG21	1.93	0.51
4:B:96:ARG:HH12	4:B:169:LYS:NZ	2.08	0.51
20:R:39:VAL:CG1	20:R:40:LEU:N	2.74	0.51
1:A:139:G:O2'	1:A:140:A:H5'	2.11	0.51
9:G:152:ALA:C	9:G:154:TYR:H	2.14	0.51
1:A:1325:C:H4'	23:V:17:THR:HG21	1.93	0.51
4:B:115:LEU:CD2	4:B:116:GLU:N	2.74	0.50
1:A:1367:C:C2	1:A:1368:G:C8	2.99	0.50
1:A:247:G:OP2	19:Q:99:SER:HB2	2.11	0.50
12:J:96:ILE:HG22	12:J:97:GLU:N	2.25	0.50
10:H:97:VAL:HA	10:H:100:ILE:CD1	2.40	0.50
4:B:182:ILE:CD1	4:B:182:ILE:H	2.21	0.50
19:Q:63:ARG:HG2	19:Q:64:PRO:CD	2.42	0.50
1:A:19:C:O2'	1:A:20:U:H5'	2.11	0.50
10:H:36:LEU:CD1	10:H:59:LEU:HD13	2.41	0.50
17:O:7:GLU:O	17:O:11:VAL:HG23	2.11	0.50
1:A:1003:G:C6	1:A:1004:A:H1'	2.46	0.50
4:B:15:VAL:HG11	4:B:209:ARG:CG	2.39	0.50
11:I:5:TYR:C	11:I:84:ALA:HB2	2.31	0.50
14:L:6:THR:HG1	14:L:9:GLN:HG3	1.76	0.50
1:A:959:A:H2'	1:A:960:U:O4'	2.11	0.50
1:A:1182:G:H4'	1:A:1183:A:O5'	2.11	0.50
4:B:80:ILE:CD1	4:B:208:ILE:HG23	2.29	0.50
14:L:86:ARG:HB3	14:L:101:VAL:HG23	1.94	0.50
14:L:87:GLY:HA2	14:L:98:TYR:HA	1.94	0.50
1:A:1290:G:H2'	1:A:1291:G:H8	1.76	0.50
1:A:939:G:H5''	9:G:102:ARG:CZ	2.42	0.50
12:J:32:ALA:HB2	12:J:76:ASN:OD1	2.11	0.50
17:O:82:ILE:HD13	17:O:88:ARG:HG3	1.93	0.50

Continued on next page...

Continued from previous page...

Atom-1	Atom-2	Interatomic distance (Å)	Clash overlap (Å)
1:A:1226:C:O2'	1:A:1227:A:H5'	2.11	0.50
5:C:191:THR:HG21	5:C:193:TYR:CE1	2.47	0.50
1:A:960:U:H1'	1:A:1223:C:H5'	1.93	0.50
1:A:1426:C:H2'	1:A:1427:U:H6	1.76	0.50
16:N:36:PHE:O	16:N:36:PHE:CD1	2.65	0.50
1:A:203:U:H4'	1:A:216:G:P	2.52	0.50
4:B:77:ALA:HB3	4:B:211:ILE:HD13	1.94	0.50
14:L:60:LEU:CD1	14:L:85:ILE:HD12	2.29	0.50
9:G:25:ALA:O	9:G:28:ASN:HB2	2.11	0.50
1:A:952:U:O2'	1:A:953:G:H5'	2.12	0.50
1:A:409:G:N2	1:A:431:A:O2'	2.44	0.50
1:A:1101:A:C8	4:B:172:ILE:HD13	2.46	0.50
14:L:53:ARG:CG	14:L:69:TYR:HE1	2.23	0.50
1:A:1399:C:C2	1:A:1502:A:N6	2.80	0.50
1:A:730:G:H21	1:A:765:G:H5''	1.74	0.50
5:C:20:SER:HB3	5:C:22:TRP:CD1	2.47	0.50
1:A:26:A:H61	1:A:558:G:H1'	1.77	0.50
15:M:94:ARG:HH12	21:S:81:ARG:CD	2.25	0.50
1:A:456:C:O2'	1:A:457:C:H5'	2.12	0.50
7:E:144:THR:CG2	7:E:146:ALA:H	2.25	0.50
4:B:137:ARG:C	4:B:139:LYS:H	2.14	0.50
4:B:122:PHE:CZ	4:B:139:LYS:HG2	2.47	0.50
1:A:242:C:H2'	1:A:243:A:H5'	1.93	0.50
4:B:28:PHE:CD2	4:B:190:THR:HA	2.47	0.50
4:B:51:LEU:CD2	4:B:55:PHE:HE1	2.22	0.50
4:B:92:TYR:HD1	4:B:92:TYR:N	2.09	0.50
1:A:1073:U:OP1	7:E:57:LYS:HE2	2.11	0.50
1:A:1056:U:C5'	5:C:163:ALA:HB2	2.42	0.50
10:H:116:LYS:HZ3	10:H:127:LEU:HB3	1.71	0.50
14:L:55:VAL:HG11	14:L:67:THR:CG2	2.41	0.50
1:A:1314:C:H3'	21:S:6:LYS:HZ2	1.77	0.50
1:A:707:C:H2'	1:A:708:C:H6	1.76	0.50
20:R:46:GLU:N	20:R:46:GLU:CD	2.64	0.50
1:A:646:U:H2'	1:A:647:C:C6	2.46	0.50
7:E:80:ILE:O	7:E:80:ILE:HD12	2.12	0.50
4:B:101:MET:CE	4:B:108:ILE:HG21	2.41	0.50
19:Q:92:ARG:O	19:Q:95:TYR:HB2	2.12	0.50
4:B:178:ARG:HH21	4:B:196:LEU:HA	1.76	0.50
9:G:75:VAL:CG2	9:G:86:GLN:HB3	2.40	0.50
19:Q:63:ARG:HG2	19:Q:64:PRO:N	2.27	0.50
7:E:16:THR:HG21	7:E:27:ARG:HB2	1.92	0.50

Continued on next page...

Continued from previous page...

Atom-1	Atom-2	Interatomic distance (Å)	Clash overlap (Å)
1:A:1220:G:N3	21:S:54:GLY:HA2	2.27	0.50
1:A:1085:U:H3'	1:A:1086:U:C5	2.46	0.50
1:A:1086:U:H3	1:A:1099:G:N2	2.09	0.50
1:A:28:G:O2'	1:A:29:G:H5'	2.12	0.50
6:D:121:VAL:O	6:D:134:ASP:HA	2.12	0.50
15:M:105:THR:O	15:M:106:ASN:C	2.48	0.50
17:O:10:LYS:HD2	17:O:10:LYS:C	2.32	0.50
5:C:165:THR:O	5:C:165:THR:HG22	2.11	0.50
1:A:938:A:N6	1:A:939:G:C6	2.80	0.50
4:B:82:ARG:HG2	4:B:86:GLU:OE1	2.12	0.50
1:A:1031:G:N3	1:A:1031:G:H2'	2.26	0.50
14:L:41:ARG:HG2	14:L:42:THR:N	2.20	0.50
8:F:19:LEU:HD23	8:F:20:ALA:N	2.26	0.50
12:J:25:GLU:O	12:J:27:ALA:N	2.41	0.50
1:A:802:A:H2'	1:A:803:G:H5'	1.92	0.50
1:A:129(A):G:O2'	1:A:130:A:OP2	2.29	0.50
10:H:51:VAL:HG21	10:H:60:ARG:CG	2.40	0.50
10:H:38:ILE:N	10:H:38:ILE:CD1	2.74	0.50
1:A:1413:A:H2	1:A:1487:G:H22	1.59	0.50
1:A:1000:U:H2'	1:A:1001:A:C8	2.45	0.50
4:B:183:PRO:HA	4:B:198:ASP:OD2	2.10	0.50
17:O:61:GLY:O	17:O:64:ARG:HG2	2.11	0.50
12:J:80:LYS:HA	12:J:83:GLU:HB2	1.93	0.50
16:N:27:CYS:HB3	16:N:43:CYS:SG	2.52	0.50
5:C:139:GLN:HA	5:C:139:GLN:NE2	2.27	0.50
9:G:21:VAL:HG23	9:G:22:LEU:H	1.77	0.50
15:M:15:VAL:O	15:M:18:ALA:HB3	2.11	0.50
15:M:34:LEU:HD13	15:M:41:PRO:CA	2.38	0.50
4:B:178:ARG:HH21	4:B:196:LEU:CA	2.25	0.50
1:A:408:A:OP1	1:A:431:A:OP2	2.29	0.50
4:B:19:HIS:CD2	4:B:204:ASN:HA	2.47	0.50
4:B:19:HIS:HB2	4:B:204:ASN:HD22	1.74	0.50
5:C:64:VAL:HB	5:C:99:VAL:HB	1.93	0.50
1:A:359:U:H2'	1:A:360:A:H8	1.77	0.50
10:H:48:TYR:CD1	10:H:48:TYR:C	2.82	0.50
5:C:29:TYR:OH	16:N:54:PRO:HG2	2.12	0.50
1:A:1293:G:O2'	1:A:1294:G:H5'	2.12	0.50
1:A:456:C:H2'	1:A:457:C:H6	1.76	0.50
1:A:168:G:O2'	1:A:169:C:H5'	2.12	0.50
17:O:5:LYS:HB2	17:O:6:GLU:OE2	2.11	0.50
19:Q:17:LYS:HA	19:Q:46:ASP:O	2.12	0.50

Continued on next page...

Continued from previous page...

Atom-1	Atom-2	Interatomic distance (Å)	Clash overlap (Å)
4:B:115:LEU:HD23	4:B:115:LEU:C	2.33	0.50
15:M:5:ALA:O	15:M:6:GLY:C	2.50	0.50
15:M:85:GLY:O	15:M:86:CYS:O	2.29	0.50
18:P:67:THR:HG22	18:P:68:ASP:N	2.27	0.50
20:R:43:PHE:CA	20:R:51:LEU:HD12	2.42	0.50
1:A:102:G:N3	1:A:151:A:H2	2.10	0.50
6:D:150:GLU:HA	6:D:153:ARG:CG	2.42	0.50
6:D:65:ARG:HB2	6:D:75:PHE:CE1	2.47	0.50
14:L:89:ARG:HG2	14:L:97:ARG:HG2	1.93	0.50
18:P:46:PRO:HG2	18:P:47:ASP:N	2.27	0.50
1:A:1428:A:H2'	1:A:1429:C:H6	1.77	0.50
1:A:594:G:C2'	1:A:595:G:H5'	2.42	0.50
1:A:831:U:H2'	1:A:832:C:H6	1.77	0.50
10:H:102:ARG:O	10:H:102:ARG:HG3	2.12	0.50
1:A:694:A:H5'	13:K:53:SER:HB3	1.94	0.50
6:D:35:ARG:O	6:D:36:ARG:CB	2.60	0.49
4:B:88:ALA:C	4:B:90:MET:H	2.16	0.49
12:J:34:VAL:HG11	12:J:72:VAL:HG13	1.93	0.49
18:P:53:VAL:O	18:P:54:GLU:C	2.51	0.49
15:M:63:THR:HG23	15:M:64:TRP:CG	2.47	0.49
20:R:18:ARG:H	20:R:19:LYS:HD2	1.77	0.49
1:A:193:C:H4'	22:T:60:GLU:HG2	1.94	0.49
1:A:792:A:C4	1:A:794:A:C6	3.00	0.49
10:H:41:ARG:C	10:H:43:GLY:N	2.66	0.49
1:A:107:G:H2'	1:A:108:G:H5'	1.94	0.49
4:B:59:GLU:O	4:B:62:ALA:HB3	2.12	0.49
1:A:192:U:H1'	22:T:103:GLY:HA3	1.94	0.49
1:A:1366:C:C2	1:A:1367:C:C5	3.00	0.49
15:M:7:VAL:HG23	15:M:7:VAL:O	2.12	0.49
1:A:392:G:H2'	1:A:393:A:H8	1.77	0.49
5:C:83:ARG:HH11	5:C:83:ARG:HG3	1.77	0.49
5:C:87:LEU:O	5:C:91:LEU:HB2	2.12	0.49
20:R:21:LYS:CG	20:R:57:GLY:HA3	2.42	0.49
22:T:60:GLU:O	22:T:63:ILE:HB	2.12	0.49
22:T:36:LEU:HD12	22:T:62:LEU:HD12	1.93	0.49
6:D:64:LEU:HD12	6:D:75:PHE:CZ	2.46	0.49
18:P:74:LEU:HD13	18:P:79:VAL:HG21	1.94	0.49
7:E:128:PRO:O	7:E:130:ASN:N	2.45	0.49
5:C:23:TYR:CG	5:C:24:ALA:N	2.80	0.49
1:A:190(F):G:H4'	1:A:190(G):G:OP2	2.11	0.49
17:O:3:ILE:HD13	17:O:34:LEU:HD13	1.94	0.49

Continued on next page...

Continued from previous page...

Atom-1	Atom-2	Interatomic distance (Å)	Clash overlap (Å)
20:R:22:VAL:O	20:R:22:VAL:HG12	2.11	0.49
1:A:1105:A:H2'	1:A:1106:G:H8	1.78	0.49
4:B:178:ARG:HH22	10:H:68:ARG:HH22	1.60	0.49
11:I:83:ARG:O	11:I:86:VAL:HB	2.12	0.49
7:E:51:VAL:HB	7:E:52:PRO:CD	2.37	0.49
21:S:7:LYS:H	21:S:7:LYS:HD3	1.78	0.49
1:A:780:A:O2'	1:A:781:A:H5''	2.11	0.49
1:A:1238:A:H5'	1:A:1336:C:H41	1.77	0.49
8:F:97:PHE:HB2	20:R:32:ARG:HH21	1.77	0.49
1:A:613:C:O2'	1:A:614:A:H5'	2.13	0.49
1:A:943:U:C2'	1:A:944:G:H5'	2.42	0.49
1:A:1256:A:C5'	1:A:1258:G:H1'	2.43	0.49
1:A:882:C:O2'	1:A:883:C:H5'	2.12	0.49
4:B:137:ARG:HB3	4:B:137:ARG:HH11	1.78	0.49
4:B:77:ALA:HB2	4:B:211:ILE:HD12	1.94	0.49
14:L:24:VAL:HG13	14:L:98:TYR:HE2	1.76	0.49
19:Q:6:LEU:O	19:Q:59:ILE:N	2.45	0.49
17:O:78:TYR:C	17:O:80:ALA:N	2.66	0.49
20:R:29:PHE:CE1	20:R:31:LEU:HG	2.47	0.49
1:A:737:A:H1'	8:F:73:ASN:HD21	1.77	0.49
8:F:18:GLN:O	8:F:21:LEU:HB3	2.12	0.49
1:A:1114:C:H2'	1:A:1115:C:C6	2.42	0.49
7:E:150:ARG:NH1	7:E:150:ARG:HG3	2.26	0.49
1:A:131:C:H2'	1:A:132:C:C6	2.48	0.49
8:F:80:ARG:NH1	8:F:80:ARG:HG2	2.27	0.49
1:A:560:U:H5'	1:A:566:G:N2	2.27	0.49
1:A:1300:G:O2'	1:A:1301:U:P	2.69	0.49
12:J:79:ARG:O	12:J:83:GLU:HB2	2.12	0.49
1:A:1415:G:H2'	1:A:1416:G:H8	1.78	0.49
13:K:27:ASN:HB2	13:K:55:LYS:HB3	1.93	0.49
1:A:1112:C:N3	5:C:178:LEU:N	2.61	0.49
1:A:1349:A:P	11:I:118:LYS:NZ	2.85	0.49
6:D:120:LEU:HD23	6:D:125:HIS:HD2	1.77	0.49
15:M:13:LYS:HA	15:M:44:ARG:NE	2.27	0.49
20:R:21:LYS:HG2	20:R:57:GLY:HA3	1.94	0.49
1:A:115:G:H1'	1:A:116:A:N7	2.27	0.49
10:H:35:ILE:HG23	10:H:111:ILE:HG21	1.93	0.49
1:A:1184:G:H2'	1:A:1185:G:C8	2.48	0.49
1:A:16:A:H2'	1:A:17:U:H5'	1.94	0.49
22:T:93:GLU:O	22:T:94:ALA:HB2	2.12	0.49
15:M:37:THR:HG23	15:M:55:ARG:HG2	1.94	0.49

Continued on next page...

Continued from previous page...

Atom-1	Atom-2	Interatomic distance (Å)	Clash overlap (Å)
23:V:9:ARG:NH1	23:V:22:ARG:HG3	2.27	0.49
9:G:129:GLU:OE1	9:G:131:LYS:HE2	2.12	0.49
15:M:108:ARG:N	15:M:108:ARG:HD2	2.27	0.49
1:A:1491:G:C5	24:A:1545:PAR:H21	2.48	0.49
1:A:1097:C:H2'	1:A:1098:C:C6	2.47	0.49
15:M:91:ARG:CB	15:M:98:VAL:HG22	2.43	0.49
11:I:4:TYR:CZ	11:I:88:TYR:HD1	2.30	0.49
1:A:409:G:H1	1:A:433:C:H5'	1.77	0.49
9:G:37:ASN:O	9:G:40:ALA:HB3	2.13	0.49
20:R:57:GLY:O	20:R:58:LEU:HD23	2.13	0.49
1:A:127:G:O2'	1:A:128:G:H5'	2.13	0.49
7:E:20:GLN:O	7:E:21:ALA:C	2.51	0.49
1:A:675:A:H1'	13:K:116:HIS:CD2	2.48	0.49
14:L:50:SER:O	14:L:51:ALA:HB2	2.13	0.49
6:D:200:GLU:O	6:D:201:GLN:C	2.51	0.49
15:M:33:ALA:C	15:M:35:GLU:H	2.16	0.49
1:A:294:U:H2'	1:A:295:C:C6	2.47	0.49
1:A:757:U:O2'	1:A:879:C:H1'	2.13	0.49
5:C:179:ARG:CG	5:C:180:ALA:N	2.52	0.49
4:B:14:GLY:C	4:B:15:VAL:HG22	2.32	0.49
12:J:12:ASP:HB3	12:J:15:THR:HG22	1.94	0.49
10:H:17:THR:HB	10:H:78:GLN:OE1	2.13	0.49
17:O:39:LEU:CD2	17:O:56:LEU:HB2	2.42	0.49
14:L:110:VAL:CG1	14:L:111:LYS:N	2.75	0.49
1:A:1486:G:H2'	1:A:1487:G:O4'	2.13	0.49
16:N:37:PHE:CE2	16:N:56:VAL:HG21	2.47	0.49
1:A:1014:A:C2	1:A:1219:U:H1'	2.46	0.49
1:A:754:C:H3'	1:A:754:C:O2	2.12	0.49
6:D:30:LYS:O	6:D:32:ALA:N	2.41	0.49
1:A:840:C:C4'	1:A:841:U:OP1	2.61	0.49
14:L:86:ARG:O	14:L:87:GLY:O	2.31	0.49
19:Q:3:LYS:HB3	19:Q:60:ILE:CD1	2.43	0.49
7:E:77:PRO:O	7:E:78:HIS:CB	2.61	0.49
7:E:43:LEU:N	7:E:136:MET:HE2	2.28	0.49
1:A:1101:A:C4'	1:A:1102:A:O5'	2.58	0.49
1:A:1140:C:C6	1:A:1141:C:H5	2.30	0.49
16:N:21:TYR:HD2	16:N:22:THR:O	1.96	0.49
21:S:33:THR:HG22	21:S:35:SER:H	1.78	0.49
1:A:1285:A:H1'	1:A:1286:A:OP2	2.13	0.49
22:T:39:LYS:HD3	22:T:55:ILE:HG21	1.94	0.49
1:A:750:G:C2	17:O:23:GLY:HA3	2.48	0.49

Continued on next page...

Continued from previous page...

Atom-1	Atom-2	Interatomic distance (Å)	Clash overlap (Å)
5:C:30:ARG:HH11	5:C:30:ARG:HB2	1.77	0.49
1:A:488:C:H6	1:A:488:C:O5'	1.96	0.49
1:A:349:A:H2'	1:A:350:G:O5'	2.12	0.49
1:A:1109:C:H2'	1:A:1110:A:O4'	2.12	0.49
5:C:204:LEU:N	5:C:204:LEU:HD12	2.28	0.49
4:B:77:ALA:CB	4:B:211:ILE:HD13	2.43	0.49
12:J:39:PRO:O	12:J:40:LEU:HB2	2.12	0.49
6:D:105:VAL:HG12	6:D:106:TYR:N	2.28	0.49
12:J:25:GLU:HB3	12:J:29:ARG:NE	2.23	0.49
4:B:204:ASN:O	4:B:206:ASP:N	2.45	0.49
5:C:58:GLU:O	5:C:64:VAL:HA	2.11	0.49
5:C:64:VAL:O	5:C:99:VAL:HB	2.13	0.49
1:A:877:C:O2'	1:A:878:G:H5'	2.12	0.49
19:Q:45:HIS:CD2	19:Q:47:PRO:HG3	2.48	0.49
1:A:625:G:H2'	1:A:626:U:H6	1.77	0.49
1:A:974:A:P	16:N:41:ARG:HH12	2.36	0.49
14:L:39:VAL:H	14:L:57:LYS:HB2	1.78	0.49
1:A:1424:C:H2'	1:A:1425:U:C6	2.48	0.49
7:E:144:THR:HG22	7:E:146:ALA:N	2.28	0.49
17:O:14:GLU:HG3	17:O:15:PHE:CD1	2.47	0.49
5:C:36:ASP:N	5:C:36:ASP:OD2	2.44	0.49
1:A:460:A:N6	1:A:463:A:N6	2.61	0.49
1:A:1250:A:H4'	11:I:68:GLY:CA	2.42	0.49
1:A:1291:G:H4'	11:I:38:GLN:O	2.13	0.49
12:J:4:ILE:HB	12:J:74:ILE:HG13	1.95	0.49
1:A:953:G:N7	15:M:104:ARG:NH2	2.58	0.49
17:O:50:HIS:O	17:O:53:HIS:HB3	2.13	0.49
8:F:60:PHE:CE2	20:R:78:LEU:HD21	2.48	0.49
1:A:1157:A:H4'	1:A:1158:C:O5'	2.13	0.49
15:M:13:LYS:HD3	15:M:14:ARG:N	2.28	0.49
1:A:98:U:O2'	1:A:99:C:H5'	2.12	0.49
6:D:64:LEU:O	6:D:64:LEU:HD13	2.13	0.49
7:E:16:THR:CG2	7:E:27:ARG:HB2	2.42	0.49
1:A:448:A:O2'	1:A:449:C:H5'	2.12	0.49
7:E:102:ALA:HB1	7:E:120:THR:HG21	1.93	0.49
1:A:176:C:OP1	22:T:29:LYS:HE2	2.12	0.49
1:A:1347:G:H2'	1:A:1373:G:H1	1.78	0.48
15:M:3:ARG:HH22	15:M:7:VAL:HG12	1.78	0.48
12:J:69:ASN:O	12:J:70:ARG:HD3	2.13	0.48
1:A:1054:C:C2'	1:A:1055:A:H5''	2.42	0.48
1:A:1056:U:H5'	5:C:163:ALA:CB	2.42	0.48

Continued on next page...

Continued from previous page...

Atom-1	Atom-2	Interatomic distance (Å)	Clash overlap (Å)
22:T:73:HIS:O	22:T:74:LYS:HB2	2.12	0.48
22:T:75:ASN:O	22:T:78:ALA:HB3	2.13	0.48
12:J:25:GLU:O	12:J:29:ARG:HG3	2.13	0.48
1:A:781:A:OP1	1:A:1523:G:H5'	2.12	0.48
1:A:363:A:OP1	14:L:33:ARG:HD3	2.12	0.48
6:D:165:MET:O	6:D:168:ARG:HB2	2.13	0.48
6:D:108:LEU:HD21	6:D:174:LEU:HD22	1.95	0.48
17:O:76:GLU:HA	17:O:79:ARG:HE	1.77	0.48
1:A:1003:G:H2'	1:A:1003:G:N3	2.28	0.48
1:A:831:U:O2'	1:A:832:C:H5'	2.13	0.48
1:A:600:C:H2'	1:A:601:C:H6	1.77	0.48
1:A:1091:U:O2	1:A:1093:A:C8	2.66	0.48
1:A:1042:G:O2'	1:A:1043:C:H5'	2.13	0.48
6:D:38:TYR:N	6:D:38:TYR:CD2	2.80	0.48
1:A:190(K):G:C2'	1:A:190(L):U:H5''	2.44	0.48
5:C:139:GLN:CA	5:C:139:GLN:HE21	2.26	0.48
1:A:760:G:H1	19:Q:105:ALA:CA	2.26	0.48
1:A:1356:G:H2'	1:A:1357:A:H8	1.73	0.48
16:N:23:ARG:NH1	16:N:30:ALA:HB2	2.28	0.48
1:A:1031:G:H4'	1:A:1032:G:C8	2.48	0.48
5:C:157:ILE:HD11	5:C:166:GLU:HB2	1.95	0.48
9:G:48:LYS:O	9:G:51:GLN:HB2	2.12	0.48
1:A:1521:G:H2'	1:A:1522:U:H6	1.78	0.48
1:A:934:C:C4	1:A:1345:U:C5	3.02	0.48
1:A:1423:G:H2'	1:A:1424:C:H6	1.78	0.48
1:A:718:G:H5'	1:A:719:C:OP2	2.13	0.48
1:A:1003:G:H1	1:A:1004:A:HO2'	1.60	0.48
1:A:848:C:H2'	1:A:849:C:H6	1.77	0.48
1:A:491:G:O2'	1:A:492:G:H5'	2.13	0.48
4:B:77:ALA:HB2	4:B:211:ILE:CD1	2.43	0.48
11:I:114:TYR:CD1	11:I:114:TYR:N	2.62	0.48
1:A:954:G:C4	1:A:955:U:C6	3.02	0.48
1:A:409:G:H2'	1:A:431:A:C8	2.49	0.48
9:G:115:ARG:HB2	9:G:118:VAL:CG2	2.43	0.48
1:A:1237:C:H4'	1:A:1334:G:N2	2.28	0.48
20:R:36:ASN:ND2	20:R:38:GLU:CD	2.67	0.48
18:P:6:LEU:HD23	18:P:17:TYR:CD1	2.48	0.48
1:A:1294:G:O2'	1:A:1295:G:H5'	2.13	0.48
1:A:600:C:H2'	1:A:601:C:C6	2.48	0.48
17:O:66:LEU:O	17:O:69:TYR:HB3	2.12	0.48
7:E:36:ASP:O	7:E:37:ARG:HB2	2.13	0.48

Continued on next page...

Continued from previous page...

Atom-1	Atom-2	Interatomic distance (Å)	Clash overlap (Å)
1:A:519:C:H2'	1:A:520:A:O4'	2.14	0.48
7:E:24:ARG:HB3	7:E:24:ARG:NH1	2.28	0.48
1:A:1489:G:C3'	1:A:1490:C:H5''	2.42	0.48
5:C:153:VAL:CG1	5:C:154:SER:N	2.76	0.48
14:L:47:LYS:CG	14:L:48:PRO:HD3	2.43	0.48
11:I:117:HIS:C	11:I:118:LYS:HG3	2.33	0.48
4:B:20:GLU:O	4:B:39:ILE:CG2	2.58	0.48
1:A:1053:G:C4	1:A:1199:U:C5	3.01	0.48
10:H:60:ARG:NH1	10:H:60:ARG:CG	2.75	0.48
10:H:112:LEU:HG	10:H:112:LEU:O	2.13	0.48
1:A:1320:C:N4	21:S:37:ARG:HD3	2.29	0.48
10:H:81:HIS:N	10:H:81:HIS:ND1	2.60	0.48
1:A:942:G:N3	1:A:943:U:C6	2.81	0.48
13:K:52:GLY:H	13:K:55:LYS:HE2	1.77	0.48
5:C:60:ALA:O	5:C:61:ALA:HB2	2.12	0.48
1:A:991:U:O2	1:A:993:G:H8	1.97	0.48
22:T:41:ILE:O	22:T:45:GLN:HB2	2.13	0.48
11:I:3:GLN:HB2	11:I:20:ARG:HG2	1.95	0.48
10:H:63:LEU:N	10:H:63:LEU:HD22	2.28	0.48
5:C:127:ARG:HG2	5:C:127:ARG:O	2.12	0.48
1:A:1104:G:P	4:B:111:ARG:HD2	2.54	0.48
15:M:56:LEU:C	15:M:56:LEU:CD2	2.82	0.48
1:A:1226:C:H5'	15:M:96:LEU:HD13	1.96	0.48
6:D:22:LYS:O	6:D:23:GLY:C	2.51	0.48
1:A:1049:U:H1'	1:A:1201:A:N7	2.28	0.48
8:F:38:GLU:HB2	8:F:64:GLN:HG2	1.96	0.48
5:C:28:GLN:O	5:C:31:HIS:N	2.46	0.48
8:F:63:TYR:CD1	8:F:63:TYR:N	2.82	0.48
1:A:445:G:H2'	1:A:446:G:C8	2.47	0.48
16:N:26:ARG:NH2	16:N:47:LEU:HD21	2.28	0.48
3:X:31:A:H2'	3:X:32:C:C6	2.48	0.48
4:B:122:PHE:HA	4:B:127:ILE:CG2	2.44	0.48
21:S:17:GLU:HA	21:S:20:LEU:CD2	2.43	0.48
1:A:475:G:N2	1:A:476:G:C8	2.82	0.48
5:C:40:ARG:HB3	5:C:44:GLU:HG3	1.96	0.48
20:R:87:ARG:O	20:R:88:LYS:HB3	2.13	0.48
1:A:285:G:O2'	1:A:286:G:H5'	2.14	0.48
1:A:1292:U:H2'	1:A:1293:G:H8	1.79	0.48
4:B:184:VAL:N	4:B:198:ASP:OD2	2.34	0.48
11:I:114:TYR:HD2	12:J:60:ARG:HB2	1.72	0.48
15:M:40:ASN:HD22	15:M:41:PRO:N	2.11	0.48

Continued on next page...

Continued from previous page...

Atom-1	Atom-2	Interatomic distance (Å)	Clash overlap (Å)
15:M:91:ARG:HH22	15:M:103:THR:HG21	1.79	0.48
1:A:1029:C:H1'	1:A:1033:G:N2	2.29	0.48
1:A:408:A:H4'	1:A:409:G:OP1	2.14	0.48
1:A:1064:G:H22	1:A:1190:G:H2'	1.79	0.48
21:S:71:LEU:C	21:S:73:GLU:H	2.17	0.48
1:A:129(A):G:O2'	1:A:190(E):U:H5''	2.14	0.48
1:A:1207:G:H2'	1:A:1208:C:H6	1.79	0.48
1:A:1221:G:C2'	1:A:1222:G:H5'	2.44	0.48
1:A:1320:C:H41	21:S:37:ARG:HD3	1.78	0.48
1:A:486:U:O2'	1:A:487:A:H5'	2.14	0.48
7:E:144:THR:HG22	7:E:146:ALA:H	1.78	0.48
1:A:175:C:H2'	1:A:176:C:H6	1.78	0.48
1:A:604:G:O2'	1:A:605:U:H5'	2.13	0.48
1:A:1117:G:O3'	11:I:104:ARG:HD2	2.14	0.48
12:J:48:THR:HG23	12:J:62:HIS:NE2	2.29	0.48
1:A:958:A:C8	21:S:55:LYS:HD2	2.48	0.48
4:B:9:GLU:OE2	4:B:213:LEU:HD11	2.13	0.48
9:G:51:GLN:OE1	9:G:51:GLN:HA	2.14	0.48
14:L:56:ALA:HB2	14:L:70:ILE:HD11	1.95	0.48
11:I:125:TYR:HE1	11:I:128:ARG:HB3	1.79	0.48
10:H:36:LEU:HD12	10:H:59:LEU:HD13	1.94	0.48
1:A:797:C:H2'	1:A:798:G:H8	1.79	0.48
1:A:56:U:H2'	1:A:57:G:C8	2.49	0.48
1:A:458:C:H42	1:A:463:A:C3'	2.23	0.48
5:C:139:GLN:O	5:C:142:MET:N	2.46	0.48
4:B:54:THR:O	4:B:57:PHE:HB3	2.14	0.48
15:M:4:ILE:CG2	15:M:5:ALA:N	2.70	0.48
15:M:88:ARG:HG3	15:M:98:VAL:CG1	2.42	0.48
1:A:112:G:H4'	1:A:389:A:H5''	1.96	0.48
14:L:32:PHE:HB3	14:L:84:LEU:HD11	1.95	0.48
1:A:861:G:O2'	1:A:862:C:H5'	2.14	0.48
1:A:731:G:O2'	1:A:732:C:H5'	2.14	0.48
19:Q:80:GLY:O	19:Q:81:ARG:HB3	2.14	0.48
1:A:994:A:H2'	1:A:994:A:N3	2.29	0.48
1:A:1380:U:O2'	1:A:1381:U:OP2	2.28	0.48
1:A:95:U:O2'	1:A:96:G:H5'	2.14	0.48
6:D:38:TYR:HD2	6:D:38:TYR:N	2.12	0.48
4:B:107:THR:O	4:B:110:GLN:N	2.41	0.48
11:I:42:ARG:O	11:I:43:ALA:C	2.52	0.48
11:I:28:VAL:HA	11:I:63:ILE:O	2.14	0.48
11:I:95:LYS:C	11:I:98:PRO:HD2	2.34	0.48

Continued on next page...

Continued from previous page...

Atom-1	Atom-2	Interatomic distance (Å)	Clash overlap (Å)
1:A:408:A:H4'	1:A:429:U:H1'	1.96	0.48
16:N:41:ARG:HG3	16:N:42:ILE:N	2.28	0.48
1:A:353:A:H8	1:A:353:A:C5'	2.27	0.48
1:A:559:A:H4'	1:A:560:U:O3'	2.13	0.48
18:P:19:ILE:HG22	18:P:36:ILE:CG1	2.44	0.48
17:O:33:THR:HG23	17:O:63:ARG:HH12	1.78	0.48
1:A:1375:A:C2'	1:A:1376:U:H5'	2.44	0.48
12:J:9:ARG:CB	12:J:9:ARG:HH11	2.27	0.48
4:B:46:LYS:HA	4:B:49:GLU:HB2	1.96	0.48
1:A:176:C:O2'	1:A:177:C:H5'	2.13	0.48
1:A:991:U:C4	1:A:1212:U:H1'	2.49	0.48
1:A:1461:G:O2'	1:A:1462:G:H5'	2.14	0.48
1:A:1248:A:H2'	1:A:1249:C:C6	2.49	0.47
1:A:760:G:N2	19:Q:105:ALA:N	2.50	0.47
14:L:120:TYR:O	14:L:122:THR:HG23	2.14	0.47
15:M:13:LYS:O	15:M:14:ARG:C	2.52	0.47
1:A:163:C:H2'	1:A:164:U:O4'	2.14	0.47
1:A:312:C:H2'	1:A:313:A:H8	1.78	0.47
16:N:3:ARG:O	16:N:7:ILE:HG13	2.13	0.47
21:S:63:THR:HG22	21:S:65:ASN:H	1.78	0.47
16:N:47:LEU:O	16:N:48:ALA:C	2.52	0.47
15:M:37:THR:HG22	15:M:55:ARG:HD2	1.96	0.47
15:M:31:LYS:O	15:M:35:GLU:HB2	2.13	0.47
14:L:104:VAL:O	14:L:105:TYR:HB2	2.14	0.47
5:C:178:LEU:O	5:C:179:ARG:HB2	2.14	0.47
1:A:459:G:H3'	1:A:460:A:C5'	2.44	0.47
1:A:1330:U:OP1	15:M:23:TYR:O	2.33	0.47
1:A:1443:G:C5'	1:A:1446:A:H5'	2.36	0.47
14:L:7:ILE:O	14:L:11:VAL:HG23	2.14	0.47
8:F:96:PRO:O	8:F:98:LEU:N	2.46	0.47
1:A:1060:C:C2	1:A:1198:G:C2	3.02	0.47
12:J:25:GLU:CB	12:J:29:ARG:HH21	2.26	0.47
5:C:58:GLU:HB3	12:J:92:THR:CG2	2.44	0.47
14:L:25:PRO:C	14:L:27:LEU:N	2.59	0.47
1:A:335:C:H2'	1:A:336:C:C6	2.41	0.47
1:A:19:C:H5''	7:E:86:ALA:CB	2.44	0.47
1:A:1007:C:H2'	1:A:1008:C:C6	2.49	0.47
1:A:687:A:H4'	1:A:688:G:O5'	2.14	0.47
19:Q:90:ILE:O	19:Q:93:GLN:HB3	2.14	0.47
11:I:55:ALA:O	11:I:57:GLY:N	2.47	0.47
4:B:216:SER:O	4:B:219:VAL:HG23	2.14	0.47

Continued on next page...

Continued from previous page...

Atom-1	Atom-2	Interatomic distance (Å)	Clash overlap (Å)
17:O:88:ARG:HE	17:O:88:ARG:H	1.63	0.47
1:A:1227:A:H3'	1:A:1227:A:H8	1.79	0.47
11:I:5:TYR:HB2	11:I:18:PHE:CD2	2.48	0.47
1:A:1196:U:H4'	1:A:1197:G:OP2	2.14	0.47
1:A:1060:C:C2	1:A:1198:G:N2	2.82	0.47
1:A:474:G:OP1	1:A:475:G:C8	2.67	0.47
5:C:87:LEU:C	5:C:89:GLU:H	2.16	0.47
10:H:104:ARG:NH2	10:H:138:TRP:CZ3	2.82	0.47
1:A:977:A:O2'	1:A:979:C:OP2	2.32	0.47
21:S:4:SER:O	21:S:5:LEU:CB	2.63	0.47
21:S:38:SER:OG	21:S:71:LEU:HD13	2.14	0.47
13:K:33:THR:HB	13:K:38:ASN:O	2.13	0.47
1:A:1113:C:O2'	1:A:1114:C:H5'	2.15	0.47
20:R:37:VAL:HG12	20:R:41:LYS:CE	2.43	0.47
1:A:448:A:H2'	1:A:449:C:C6	2.49	0.47
7:E:144:THR:CB	7:E:147:ASP:OD1	2.62	0.47
22:T:10:LEU:O	22:T:12:ALA:N	2.47	0.47
1:A:828:A:H2'	1:A:829:G:O4'	2.13	0.47
1:A:201:C:O5'	1:A:216:G:N2	2.47	0.47
1:A:458:C:N4	1:A:463:A:H3'	2.25	0.47
12:J:3:LYS:C	12:J:4:ILE:HG13	2.35	0.47
16:N:28:GLY:O	16:N:30:ALA:N	2.47	0.47
1:A:408:A:C4'	1:A:429:U:O2'	2.62	0.47
1:A:321:A:H62	1:A:328:C:H1'	1.79	0.47
8:F:67:MET:CE	8:F:72:VAL:HA	2.45	0.47
8:F:67:MET:HE1	8:F:72:VAL:HG13	1.95	0.47
1:A:356:A:O2'	1:A:357:G:H5'	2.14	0.47
14:L:71:PRO:HB2	14:L:120:TYR:HE2	1.78	0.47
14:L:9:GLN:O	14:L:10:LEU:C	2.53	0.47
6:D:3:ARG:HE	6:D:3:ARG:HA	1.79	0.47
21:S:40:ILE:HD13	21:S:62:ILE:HG13	1.95	0.47
9:G:62:PHE:HA	9:G:124:LEU:CD2	2.45	0.47
7:E:128:PRO:O	7:E:129:ILE:C	2.52	0.47
12:J:10:GLY:H	12:J:16:LEU:HD11	1.79	0.47
6:D:45:GLN:O	6:D:46:LYS:C	2.51	0.47
1:A:279:A:OP2	19:Q:95:TYR:OH	2.26	0.47
12:J:34:VAL:HG22	12:J:74:ILE:CG2	2.35	0.47
23:V:6:ARG:CD	23:V:15:ARG:HH12	2.25	0.47
1:A:1195:C:H2'	1:A:1197:G:H5'	1.95	0.47
5:C:65:ALA:HB1	5:C:67:THR:OG1	2.13	0.47
10:H:6:ILE:HD12	10:H:35:ILE:CD1	2.45	0.47

Continued on next page...

Continued from previous page...

Atom-1	Atom-2	Interatomic distance (Å)	Clash overlap (Å)
14:L:28:LYS:O	14:L:30:ALA:N	2.47	0.47
1:A:1090:U:H2'	1:A:1091:U:C6	2.49	0.47
6:D:31:CYS:O	6:D:33:MET:N	2.48	0.47
1:A:1104:G:OP1	4:B:111:ARG:HD2	2.13	0.47
5:C:5:ILE:HD13	5:C:10:PHE:HB2	1.96	0.47
1:A:839:U:C2'	1:A:839:U:O2	2.63	0.47
1:A:191:G:N2	22:T:85:MET:HE1	2.30	0.47
1:A:1287:A:H2'	1:A:1288:A:C8	2.50	0.47
1:A:1350:A:C2	1:A:1351:U:C2	3.02	0.47
11:I:114:TYR:HD2	12:J:60:ARG:HD2	1.80	0.47
11:I:45:ALA:O	11:I:46:ALA:C	2.53	0.47
1:A:408:A:H5''	6:D:22:LYS:NZ	2.30	0.47
18:P:22:THR:HA	18:P:33:ILE:CD1	2.45	0.47
5:C:66:VAL:HG12	5:C:66:VAL:O	2.14	0.47
16:N:32:SER:HB2	16:N:41:ARG:HB3	1.96	0.47
1:A:1474:G:O2'	1:A:1475:G:H5'	2.15	0.47
1:A:865:A:C6	1:A:866:C:C4	3.02	0.47
1:A:883:C:O2'	1:A:884:U:H5'	2.15	0.47
13:K:27:ASN:OD1	13:K:28:THR:N	2.48	0.47
12:J:8:LEU:HD12	12:J:20:ALA:HB1	1.96	0.47
1:A:1405:G:P	24:A:1545:PAR:O34	2.73	0.47
5:C:147:LYS:HE2	5:C:205:GLY:CA	2.45	0.47
22:T:57:ARG:HB2	22:T:57:ARG:NH1	2.29	0.47
22:T:53:LEU:O	22:T:56:MET:N	2.48	0.47
1:A:1251:A:H1'	1:A:1369:C:O2'	2.13	0.47
11:I:113:LYS:N	11:I:113:LYS:CD	2.78	0.47
15:M:19:LEU:O	15:M:22:ILE:HG13	2.15	0.47
1:A:1358:U:H3'	1:A:1359:C:C6	2.49	0.47
11:I:63:ILE:HD13	11:I:77:ILE:HG23	1.97	0.47
1:A:409:G:P	1:A:429:U:O2	2.72	0.47
1:A:370:C:C2'	1:A:371:G:H5'	2.45	0.47
18:P:53:VAL:HG22	18:P:54:GLU:N	2.29	0.47
1:A:1197:G:OP1	1:A:1197:G:H3'	2.14	0.47
1:A:743:U:H2'	1:A:744:C:C6	2.50	0.47
14:L:40:VAL:HG21	14:L:77:LEU:O	2.13	0.47
9:G:112:PRO:HD2	9:G:113:GLU:OE2	2.13	0.47
9:G:117:ALA:HA	9:G:120:ILE:HD13	1.97	0.47
7:E:121:LYS:HE3	7:E:123:LEU:CD2	2.44	0.47
9:G:87:VAL:HG13	9:G:88:PRO:HD2	1.96	0.47
10:H:121:ASP:HB2	10:H:125:ARG:NH2	2.25	0.47
1:A:708:C:O2'	1:A:709:G:H5'	2.15	0.47

Continued on next page...

Continued from previous page...

Atom-1	Atom-2	Interatomic distance (Å)	Clash overlap (Å)
11:I:127:LYS:HE3	11:I:127:LYS:CA	2.45	0.47
1:A:1228:C:H4'	15:M:116:THR:HA	1.95	0.47
1:A:897:C:H5''	19:Q:101:ARG:NH2	2.29	0.47
1:A:1441:G:H4'	1:A:1442:G:N1	2.29	0.47
5:C:33:LEU:HD21	16:N:53:LEU:HD21	1.97	0.47
1:A:864:A:H2'	1:A:865:A:C8	2.49	0.47
1:A:865:A:C5	1:A:866:C:C4	3.02	0.47
1:A:397:A:N3	1:A:397:A:H3'	2.29	0.47
1:A:1300:G:C2'	1:A:1301:U:OP2	2.62	0.47
6:D:15:GLU:CG	6:D:63:LYS:HG3	2.45	0.47
17:O:31:LEU:O	17:O:34:LEU:HB3	2.15	0.47
17:O:46:HIS:N	17:O:46:HIS:ND1	2.63	0.47
12:J:44:VAL:HG21	12:J:66:ARG:HH21	1.79	0.47
22:T:22:ARG:O	22:T:25:ARG:N	2.48	0.47
4:B:16:HIS:NE2	4:B:214:ILE:CG1	2.78	0.47
4:B:71:VAL:CG2	4:B:164:VAL:HG22	2.45	0.47
11:I:45:ALA:O	11:I:48:GLU:HB2	2.15	0.47
7:E:57:LYS:HG2	7:E:61:TYR:HE2	1.79	0.47
20:R:47:THR:HG23	20:R:83:GLU:H	1.79	0.47
15:M:62:ASN:O	15:M:63:THR:CB	2.61	0.47
21:S:4:SER:O	21:S:5:LEU:HG	2.15	0.47
1:A:1296:C:H5''	15:M:14:ARG:HD2	1.97	0.47
20:R:53:ARG:HH11	20:R:59:SER:C	2.19	0.47
7:E:21:ALA:O	7:E:23:GLY:N	2.47	0.47
1:A:1345:U:C2	1:A:1377:A:C2	3.03	0.47
8:F:76:ALA:O	8:F:80:ARG:HG3	2.15	0.47
1:A:603:U:H2'	1:A:604:G:H8	1.80	0.47
10:H:1:MET:HG2	10:H:2:LEU:N	2.30	0.47
1:A:1495:U:H2'	1:A:1496:C:H6	1.78	0.47
5:C:172:ARG:NH1	5:C:203:PHE:CE2	2.82	0.47
4:B:207:ALA:O	4:B:211:ILE:HG13	2.14	0.47
1:A:1154:G:H2'	1:A:1155:G:C8	2.40	0.47
1:A:1018:C:O5'	1:A:1018:C:H6	1.98	0.47
12:J:25:GLU:HB2	12:J:29:ARG:HH21	1.79	0.47
5:C:92:ALA:HA	5:C:95:THR:OG1	2.15	0.47
10:H:82:HIS:O	10:H:83:ILE:CB	2.63	0.47
11:I:8:GLY:CA	11:I:79:LEU:HB3	2.45	0.47
19:Q:27:PHE:CE1	19:Q:36:ILE:HD11	2.50	0.47
18:P:20:VAL:HG23	18:P:35:LYS:HA	1.96	0.47
1:A:968:A:OP2	11:I:128:ARG:NH2	2.48	0.47
1:A:325:A:H2'	1:A:326:G:O4'	2.14	0.47

Continued on next page...

Continued from previous page...

Atom-1	Atom-2	Interatomic distance (Å)	Clash overlap (Å)
1:A:848:C:H2'	1:A:849:C:C6	2.50	0.47
1:A:428:G:OP2	6:D:7:PRO:HG3	2.14	0.47
9:G:57:GLU:O	9:G:60:LYS:HB3	2.15	0.47
5:C:172:ARG:HH11	5:C:172:ARG:HB3	1.80	0.47
1:A:459:G:C6	1:A:461:C:H5"	2.49	0.47
5:C:196:LEU:N	5:C:196:LEU:CD2	2.71	0.47
5:C:137:ALA:O	5:C:141:VAL:HG23	2.14	0.47
15:M:19:LEU:HD21	15:M:56:LEU:HD21	1.97	0.47
11:I:78:LYS:HE3	11:I:101:PHE:CD2	2.49	0.47
7:E:57:LYS:HB2	7:E:57:LYS:HE3	1.67	0.47
1:A:1190:G:H3'	5:C:3:ASN:OD1	2.14	0.47
1:A:1126:U:OP2	1:A:1281:U:O2	2.33	0.47
20:R:87:ARG:HH11	20:R:87:ARG:HG3	1.80	0.47
8:F:75:LEU:O	8:F:78:GLU:HB3	2.15	0.47
19:Q:52:LYS:N	19:Q:52:LYS:HD2	2.30	0.47
1:A:908:A:H2'	1:A:909:A:H8	1.79	0.47
9:G:152:ALA:C	9:G:154:TYR:N	2.67	0.47
1:A:1480:G:H2'	1:A:1481:U:H6	1.79	0.47
10:H:4:ASP:OD2	10:H:89:PRO:HD3	2.14	0.47
9:G:78:ARG:HB2	9:G:156:TRP:CH2	2.50	0.47
1:A:227:G:O2'	18:P:62:VAL:HG11	2.15	0.47
6:D:98:GLU:HG2	6:D:189:PRO:HG3	1.97	0.47
4:B:120:ALA:C	4:B:122:PHE:H	2.18	0.46
22:T:56:MET:HG2	22:T:84:LEU:HD11	1.97	0.46
1:A:1290:G:H2'	1:A:1291:G:C8	2.50	0.46
1:A:1329:A:N7	23:V:7:ARG:NH2	2.63	0.46
17:O:87:ILE:HG22	17:O:88:ARG:HH21	1.80	0.46
15:M:78:ILE:O	15:M:81:LEU:HD23	2.15	0.46
11:I:92:TYR:O	11:I:93:ARG:C	2.53	0.46
9:G:38:LEU:C	9:G:40:ALA:N	2.68	0.46
21:S:15:LEU:HD23	21:S:33:THR:HG21	1.97	0.46
20:R:53:ARG:O	20:R:57:GLY:N	2.42	0.46
21:S:13:ASP:OD2	21:S:14:HIS:N	2.46	0.46
14:L:39:VAL:HA	14:L:79:GLU:OE1	2.15	0.46
13:K:68:ALA:O	13:K:72:ALA:HB2	2.15	0.46
21:S:63:THR:CG2	21:S:64:GLU:N	2.78	0.46
15:M:94:ARG:NH1	21:S:81:ARG:HD3	2.30	0.46
7:E:24:ARG:CB	7:E:24:ARG:HH11	2.28	0.46
1:A:836:G:C6	1:A:851:G:C6	3.03	0.46
1:A:1349:A:H2'	1:A:1350:A:C8	2.37	0.46
19:Q:33:GLY:O	19:Q:34:LYS:C	2.53	0.46

Continued on next page...

Continued from previous page...

Atom-1	Atom-2	Interatomic distance (Å)	Clash overlap (Å)
9:G:43:PHE:O	9:G:46:ALA:HB3	2.15	0.46
20:R:53:ARG:CG	20:R:63:GLN:HG2	2.44	0.46
4:B:25:ASN:ND2	4:B:25:ASN:C	2.68	0.46
14:L:28:LYS:HG2	14:L:28:LYS:O	2.15	0.46
1:A:448:A:OP2	1:A:485:G:N2	2.37	0.46
6:D:98:GLU:OE2	6:D:107:ARG:NE	2.47	0.46
1:A:806:C:O2'	1:A:807:A:H5'	2.16	0.46
1:A:657:G:O2'	1:A:658:G:H5'	2.15	0.46
14:L:78:GLN:O	14:L:80:HIS:N	2.45	0.46
1:A:697:U:H2'	1:A:698:G:H5'	1.97	0.46
4:B:144:ARG:HA	4:B:147:LYS:CE	2.45	0.46
1:A:216:G:H5'	1:A:217:C:P	2.55	0.46
4:B:68:ILE:HG22	4:B:69:LEU:N	2.30	0.46
1:A:1055:A:C2	1:A:1056:U:H1'	2.50	0.46
9:G:44:TYR:O	9:G:46:ALA:N	2.48	0.46
22:T:72:LEU:O	22:T:73:HIS:C	2.52	0.46
10:H:104:ARG:CZ	10:H:138:TRP:CH2	2.98	0.46
1:A:791:G:C2'	1:A:792:A:C5'	2.92	0.46
20:R:42:ARG:HG3	20:R:42:ARG:HH11	1.80	0.46
18:P:17:TYR:HE1	18:P:41:PRO:HG3	1.80	0.46
19:Q:81:ARG:HG3	19:Q:81:ARG:O	2.16	0.46
1:A:539:A:H2'	1:A:540:G:H8	1.79	0.46
1:A:556:C:C2'	1:A:557:G:H5'	2.46	0.46
1:A:570:G:N2	1:A:571:U:C2	2.83	0.46
1:A:858:G:O2'	1:A:859:A:H5'	2.16	0.46
1:A:217:C:P	1:A:461:C:H41	2.38	0.46
18:P:75:ARG:NH1	18:P:82:GLN:HE22	2.13	0.46
11:I:112:LYS:HD3	11:I:112:LYS:C	2.35	0.46
15:M:53:VAL:HG12	15:M:57:ARG:HH21	1.80	0.46
15:M:39:ILE:HD12	15:M:56:LEU:HD12	1.98	0.46
1:A:1097:C:O2'	1:A:1168:A:H1'	2.15	0.46
1:A:390:C:O3'	18:P:28:ARG:NH2	2.48	0.46
13:K:40:ILE:HG22	13:K:41:THR:OG1	2.15	0.46
21:S:11:VAL:HG22	21:S:39:THR:H	1.81	0.46
1:A:1283:G:O2'	1:A:1284:C:H5'	2.15	0.46
19:Q:25:ARG:HG2	19:Q:25:ARG:O	2.16	0.46
11:I:104:ARG:O	11:I:105:ASP:C	2.54	0.46
1:A:1057:G:C2'	1:A:1058:G:H5'	2.45	0.46
17:O:78:TYR:C	17:O:80:ALA:H	2.19	0.46
1:A:1036:G:O2'	1:A:1037:C:H5'	2.16	0.46
1:A:1072:G:H2'	1:A:1073:U:H6	1.81	0.46

Continued on next page...

Continued from previous page...

Atom-1	Atom-2	Interatomic distance (Å)	Clash overlap (Å)
9:G:16:LEU:H	9:G:16:LEU:CD2	2.22	0.46
7:E:43:LEU:HD23	7:E:44:GLY:H	1.81	0.46
15:M:63:THR:HG23	15:M:64:TRP:CD2	2.50	0.46
1:A:706:A:H1'	13:K:29:ILE:CD1	2.45	0.46
1:A:1438:G:H2'	1:A:1439:C:C6	2.51	0.46
1:A:333:G:C4'	22:T:16:HIS:CD2	2.98	0.46
6:D:207:TYR:C	6:D:209:ARG:H	2.18	0.46
1:A:967:C:O3'	11:I:128:ARG:CZ	2.64	0.46
1:A:284:G:H2'	1:A:285:G:H8	1.80	0.46
1:A:1224:G:H1	1:A:1362:C:H42	1.63	0.46
17:O:17:ARG:NH1	17:O:17:ARG:HG3	2.29	0.46
1:A:84:U:H2'	1:A:88:A:H8	1.78	0.46
1:A:1043:C:O2'	1:A:1044:A:H5'	2.15	0.46
22:T:87:LYS:O	22:T:91:LEU:HG	2.16	0.46
13:K:17:GLY:O	13:K:80:VAL:HA	2.16	0.46
1:A:1104:G:H2'	1:A:1105:A:C8	2.50	0.46
9:G:15:ASP:OD2	9:G:16:LEU:N	2.48	0.46
8:F:21:LEU:O	8:F:24:GLU:HB3	2.15	0.46
1:A:1522:U:H2'	1:A:1523:G:H8	1.79	0.46
5:C:28:GLN:O	5:C:29:TYR:C	2.53	0.46
1:A:424:G:N3	1:A:424:G:C3'	2.77	0.46
1:A:625:G:O2'	1:A:626:U:H5'	2.15	0.46
10:H:64:LYS:O	10:H:79:VAL:HG23	2.16	0.46
10:H:35:ILE:HG23	10:H:111:ILE:HD13	1.97	0.46
19:Q:44:ALA:HB1	19:Q:73:VAL:HG22	1.98	0.46
9:G:103:TRP:O	9:G:104:LEU:C	2.54	0.46
9:G:135:VAL:O	9:G:138:LYS:HB3	2.16	0.46
4:B:78:GLN:HG2	4:B:94:ASN:ND2	2.30	0.46
1:A:1120:G:H2'	1:A:1121:U:H6	1.81	0.46
1:A:647:C:H2'	1:A:648:A:C8	2.51	0.46
22:T:45:GLN:HA	22:T:91:LEU:HD13	1.98	0.46
1:A:814:A:N7	1:A:816:A:C4	2.83	0.46
1:A:855:G:H2'	1:A:856:C:C6	2.51	0.46
4:B:143:GLU:O	4:B:147:LYS:HE3	2.16	0.46
4:B:33:TYR:HB3	4:B:41:ILE:O	2.15	0.46
1:A:1328:C:O2'	1:A:1329:A:H5'	2.14	0.46
20:R:28:GLU:OE1	20:R:28:GLU:N	2.48	0.46
1:A:1060:C:H4'	12:J:52:GLY:N	2.31	0.46
7:E:43:LEU:HD23	7:E:44:GLY:N	2.31	0.46
12:J:28:ARG:HH11	12:J:28:ARG:HG2	1.79	0.46
1:A:1190:G:C2'	1:A:1191:A:OP2	2.63	0.46

Continued on next page...

Continued from previous page...

Atom-1	Atom-2	Interatomic distance (Å)	Clash overlap (Å)
1:A:1108:G:H4'	1:A:1191:A:O4'	2.15	0.46
14:L:124:LYS:O	14:L:125:PRO:C	2.53	0.46
10:H:46:LYS:HG3	10:H:64:LYS:CG	2.43	0.46
1:A:731:G:H5'	1:A:766:A:H4'	1.97	0.46
13:K:120:ARG:NH2	13:K:126:ARG:NH1	2.63	0.46
1:A:302:G:H5''	14:L:17:LYS:HZ1	1.78	0.46
6:D:127:THR:CG2	6:D:147:ALA:HB3	2.46	0.46
1:A:57:G:H2'	1:A:58:C:C6	2.51	0.46
1:A:836:G:OP1	20:R:61:LYS:NZ	2.44	0.46
1:A:1306:A:H2'	1:A:1307:U:O4'	2.16	0.46
5:C:178:LEU:O	5:C:179:ARG:CB	2.63	0.46
1:A:1117:G:H21	1:A:1180:A:H1'	1.80	0.46
22:T:100:ILE:O	22:T:100:ILE:CG2	2.63	0.46
22:T:101:GLY:O	22:T:102:GLY:C	2.53	0.46
1:A:840:C:O5'	1:A:840:C:H6	1.98	0.46
11:I:117:HIS:O	11:I:118:LYS:HG3	2.16	0.46
14:L:7:ILE:HG22	14:L:11:VAL:HG23	1.98	0.46
1:A:337:C:N4	1:A:338:A:H62	2.13	0.46
18:P:8:ARG:C	18:P:9:PHE:HD2	2.19	0.46
7:E:15:ARG:HG3	7:E:15:ARG:NH1	2.31	0.46
12:J:16:LEU:O	12:J:17:ASP:C	2.52	0.46
10:H:31:PHE:O	10:H:35:ILE:HG13	2.16	0.46
6:D:87:GLY:O	6:D:89:THR:N	2.49	0.46
23:V:24:ARG:O	23:V:25:LYS:CB	2.64	0.46
19:Q:67:LYS:O	19:Q:68:ARG:HB3	2.15	0.46
17:O:78:TYR:O	17:O:80:ALA:N	2.49	0.46
1:A:1357:A:C8	1:A:1358:U:H5	2.34	0.46
1:A:954:G:H2'	1:A:955:U:O4'	2.15	0.46
8:F:101:ALA:CB	20:R:28:GLU:HG3	2.45	0.46
1:A:407:G:H2'	1:A:431:A:OP1	2.15	0.46
1:A:740:U:H4'	17:O:42:HIS:CD2	2.51	0.46
9:G:46:ALA:HA	9:G:49:ILE:HD13	1.98	0.46
7:E:34:VAL:O	7:E:34:VAL:HG13	2.15	0.46
21:S:14:HIS:O	21:S:18:LYS:HE3	2.16	0.46
6:D:162:LEU:HD12	6:D:181:MET:SD	2.56	0.46
1:A:501:C:O2'	1:A:502:G:H5'	2.16	0.46
10:H:31:PHE:O	10:H:34:GLU:HB2	2.16	0.46
20:R:79:LEU:CD2	20:R:80:PRO:HD2	2.45	0.46
22:T:90:GLN:O	22:T:93:GLU:HB2	2.15	0.46
18:P:43:LYS:HG2	18:P:48:TRP:CE2	2.51	0.46
1:A:1117:G:H4'	11:I:104:ARG:NH1	2.31	0.46

Continued on next page...

Continued from previous page...

Atom-1	Atom-2	Interatomic distance (Å)	Clash overlap (Å)
11:I:113:LYS:H	11:I:119:ALA:HA	1.80	0.46
5:C:139:GLN:HA	5:C:139:GLN:HE21	1.81	0.46
5:C:139:GLN:O	5:C:140:ARG:C	2.54	0.46
4:B:105:PHE:O	4:B:106:LYS:C	2.54	0.46
4:B:30:ARG:HG3	4:B:31:TYR:N	2.31	0.46
4:B:91:PRO:HG2	4:B:155:LEU:HG	1.97	0.46
1:A:1439:C:OP1	22:T:38:LYS:NZ	2.45	0.46
8:F:76:ALA:C	8:F:78:GLU:N	2.69	0.46
1:A:346:G:C2'	1:A:347:G:H5'	2.46	0.46
1:A:903:G:H2'	1:A:904:C:C6	2.51	0.46
4:B:137:ARG:HA	4:B:140:HIS:HD2	1.80	0.45
11:I:5:TYR:HA	11:I:17:VAL:O	2.16	0.45
11:I:43:ALA:HA	11:I:74:ILE:CD1	2.36	0.45
9:G:108:ALA:C	9:G:110:GLN:H	2.18	0.45
6:D:19:LEU:HD22	6:D:67:ILE:HG12	1.97	0.45
1:A:1401:G:C2	1:A:1402:C:C1'	2.98	0.45
9:G:148:ASN:N	9:G:148:ASN:ND2	2.62	0.45
18:P:74:LEU:HB3	18:P:79:VAL:CG2	2.46	0.45
9:G:111:ARG:HE	9:G:123:GLU:CA	2.29	0.45
1:A:748:C:OP2	1:A:748:C:H6	1.99	0.45
19:Q:61:GLU:HA	19:Q:71:PHE:CD1	2.50	0.45
4:B:102:LEU:HD12	4:B:102:LEU:N	2.32	0.45
4:B:108:ILE:HG22	4:B:152:PHE:CE2	2.52	0.45
1:A:1305:G:OP1	23:V:2:GLY:N	2.50	0.45
1:A:392:G:H2'	1:A:393:A:C8	2.51	0.45
7:E:135:THR:O	7:E:138:ALA:HB3	2.17	0.45
12:J:25:GLU:C	12:J:27:ALA:N	2.69	0.45
1:A:352:C:N3	1:A:356:A:N6	2.64	0.45
1:A:1504:G:O2'	1:A:1505:G:OP2	2.31	0.45
1:A:730:G:N3	1:A:765:G:H4'	2.32	0.45
20:R:55:ARG:CB	20:R:55:ARG:HH11	2.30	0.45
8:F:62:TRP:C	8:F:63:TYR:CD1	2.90	0.45
14:L:39:VAL:HA	14:L:79:GLU:HG2	1.98	0.45
1:A:1423:G:H2'	1:A:1424:C:C6	2.51	0.45
13:K:74:ALA:O	13:K:76:GLY:N	2.49	0.45
1:A:1431:C:C2'	1:A:1432:G:H5'	2.46	0.45
6:D:78:LEU:HB3	6:D:93:PHE:HE2	1.81	0.45
18:P:10:GLY:HA3	18:P:14:ASN:O	2.15	0.45
1:A:1490:C:H5'	1:A:1490:C:C6	2.39	0.45
1:A:252:U:H2'	1:A:253:U:C5	2.52	0.45
1:A:1249:C:O2'	11:I:73:GLN:NE2	2.50	0.45

Continued on next page...

Continued from previous page...

Atom-1	Atom-2	Interatomic distance (Å)	Clash overlap (Å)
1:A:1288:A:C6	1:A:1289:A:C5	3.04	0.45
7:E:107:ARG:O	7:E:110:LEU:N	2.49	0.45
4:B:210:SER:C	4:B:212:GLN:N	2.68	0.45
12:J:32:ALA:H	12:J:76:ASN:HD21	1.65	0.45
4:B:27:LYS:HZ3	4:B:195:ASP:HB2	1.80	0.45
10:H:10:LEU:HD23	10:H:83:ILE:HD11	1.99	0.45
1:A:934:C:H5	1:A:1344:C:H2'	1.82	0.45
1:A:723:U:H5''	1:A:724:G:OP2	2.17	0.45
1:A:718:G:O5'	13:K:117:ASN:ND2	2.49	0.45
12:J:9:ARG:CB	12:J:9:ARG:NH1	2.79	0.45
6:D:126:ILE:CG2	6:D:127:THR:N	2.79	0.45
15:M:108:ARG:NE	15:M:108:ARG:HA	2.31	0.45
1:A:720:C:H2'	1:A:721:G:C8	2.51	0.45
4:B:97:TRP:CZ2	4:B:101:MET:HB2	2.51	0.45
1:A:939:G:C5'	9:G:102:ARG:HH22	2.18	0.45
4:B:84:GLU:HB3	4:B:219:VAL:CG2	2.40	0.45
17:O:67:LEU:O	17:O:68:ARG:C	2.54	0.45
15:M:125:ARG:C	15:M:125:ARG:HD2	2.36	0.45
15:M:14:ARG:HH11	15:M:14:ARG:HB3	1.79	0.45
6:D:163:GLU:C	6:D:165:MET:H	2.20	0.45
1:A:8:A:C6	6:D:209:ARG:HA	2.52	0.45
1:A:163:C:H2'	1:A:164:U:C5'	2.46	0.45
5:C:195:VAL:O	5:C:195:VAL:HG12	2.17	0.45
13:K:123:LYS:O	13:K:124:LYS:C	2.55	0.45
7:E:143:ARG:HD3	7:E:143:ARG:HA	1.60	0.45
1:A:748:C:O2'	1:A:749:C:C6	2.65	0.45
10:H:105:ARG:HG3	10:H:105:ARG:HH11	1.81	0.45
14:L:24:VAL:HG13	14:L:98:TYR:CE2	2.50	0.45
19:Q:65:ILE:O	19:Q:66:SER:HB3	2.15	0.45
19:Q:67:LYS:CA	19:Q:70:ARG:HH12	2.29	0.45
1:A:938:A:C6	1:A:939:G:C5	3.05	0.45
14:L:11:VAL:HG21	19:Q:34:LYS:HG2	1.99	0.45
1:A:740:U:O2'	1:A:741:G:H5'	2.17	0.45
1:A:742:G:H2'	1:A:743:U:O4'	2.16	0.45
1:A:277:C:OP1	19:Q:41:LYS:HE3	2.17	0.45
15:M:59:TYR:O	15:M:59:TYR:CD1	2.69	0.45
14:L:53:ARG:CD	14:L:93:LEU:HD21	2.47	0.45
7:E:35:GLY:H	7:E:112:LEU:HD12	1.81	0.45
13:K:109:VAL:HA	20:R:85:LEU:O	2.16	0.45
15:M:14:ARG:NH1	15:M:14:ARG:CB	2.79	0.45
15:M:116:THR:HG22	15:M:117:VAL:N	2.32	0.45

Continued on next page...

Continued from previous page...

Atom-1	Atom-2	Interatomic distance (Å)	Clash overlap (Å)
10:H:35:ILE:CG2	10:H:111:ILE:HD13	2.47	0.45
10:H:35:ILE:O	10:H:39:LEU:HD22	2.17	0.45
10:H:11:THR:O	10:H:14:ARG:N	2.50	0.45
21:S:63:THR:HG21	21:S:65:ASN:HD22	1.81	0.45
1:A:38:G:N1	1:A:397:A:OP1	2.34	0.45
9:G:122:HIS:HA	9:G:125:MET:HE3	1.97	0.45
7:E:144:THR:O	7:E:145:LYS:C	2.55	0.45
7:E:151:LEU:HD11	10:H:77:GLU:OE2	2.16	0.45
11:I:24:GLY:HA3	11:I:57:GLY:HA2	1.98	0.45
1:A:1495:U:H2'	1:A:1496:C:C6	2.52	0.45
9:G:6:ARG:O	9:G:7:ALA:C	2.55	0.45
14:L:22:SER:OG	14:L:23:LYS:N	2.49	0.45
1:A:1347:G:C2'	1:A:1373:G:H1	2.28	0.45
1:A:954:G:C5	1:A:955:U:C5	3.05	0.45
1:A:1227:A:OP2	15:M:96:LEU:HD21	2.17	0.45
11:I:27:THR:HG22	11:I:28:VAL:N	2.32	0.45
1:A:432:A:O3'	1:A:433:C:H6	1.99	0.45
16:N:18:VAL:HG23	16:N:19:ARG:H	1.82	0.45
10:H:137:VAL:CG1	10:H:138:TRP:N	2.79	0.45
19:Q:20:THR:CG2	19:Q:41:LYS:HD2	2.46	0.45
1:A:1314:C:OP2	21:S:6:LYS:HD2	2.17	0.45
1:A:1519:A:C3'	1:A:1520:G:H5'	2.47	0.45
17:O:76:GLU:CA	17:O:79:ARG:HH21	2.25	0.45
7:E:15:ARG:O	7:E:27:ARG:O	2.35	0.45
10:H:46:LYS:N	10:H:64:LYS:HG3	2.31	0.45
1:A:502:G:H2'	1:A:503:C:C6	2.52	0.45
7:E:119:LEU:HD23	7:E:119:LEU:HA	1.59	0.45
1:A:344:A:H5''	1:A:345:C:C5	2.50	0.45
1:A:560:U:H4'	1:A:561:U:H5''	1.99	0.45
1:A:437:U:O2'	1:A:438:G:H5'	2.17	0.45
17:O:11:VAL:O	17:O:14:GLU:HB3	2.17	0.45
17:O:45:VAL:HB	17:O:46:HIS:ND1	2.32	0.45
9:G:77:SER:O	9:G:156:TRP:HH2	2.00	0.45
19:Q:58:GLU:HB2	19:Q:74:LEU:HB3	1.98	0.45
1:A:1275:A:O2'	1:A:1276:G:H5'	2.16	0.45
1:A:660:G:C2	1:A:746:A:C2	3.05	0.45
1:A:662:G:O2'	1:A:663:A:H5'	2.17	0.45
12:J:86:MET:N	12:J:86:MET:SD	2.89	0.45
1:A:961:U:H2'	1:A:962:C:O4'	2.16	0.45
5:C:199:LYS:HB3	5:C:201:TYR:HE1	1.82	0.45
1:A:1347:G:N2	1:A:1373:G:H2'	2.31	0.45

Continued on next page...

Continued from previous page...

Atom-1	Atom-2	Interatomic distance (Å)	Clash overlap (Å)
21:S:17:GLU:CA	21:S:20:LEU:HG	2.35	0.45
15:M:20:THR:C	15:M:22:ILE:H	2.19	0.45
7:E:55:VAL:O	7:E:58:ALA:HB3	2.16	0.45
8:F:71:ARG:HA	8:F:74:ASP:OD2	2.17	0.45
12:J:24:VAL:HG12	12:J:24:VAL:O	2.16	0.45
10:H:10:LEU:CD2	10:H:83:ILE:HD11	2.47	0.45
1:A:1403:C:H1'	1:A:1500:A:N1	2.32	0.45
1:A:1402:C:H2'	1:A:1403:C:O4'	2.17	0.45
17:O:59:MET:HB2	17:O:59:MET:HE3	1.77	0.45
22:T:39:LYS:CE	22:T:55:ILE:HD13	2.47	0.45
1:A:826:C:H2'	1:A:827:U:H6	1.81	0.45
1:A:1451:A:O2'	1:A:1452:C:OP1	2.31	0.45
7:E:144:THR:HG23	7:E:145:LYS:N	2.32	0.45
5:C:34:LEU:HD23	5:C:34:LEU:O	2.15	0.45
4:B:207:ALA:H	4:B:211:ILE:CD1	2.28	0.45
1:A:1167:A:C6	1:A:1168:A:C6	3.04	0.45
14:L:41:ARG:CG	14:L:42:THR:H	2.18	0.45
1:A:969:A:C2'	1:A:970:C:H5'	2.47	0.45
9:G:15:ASP:O	9:G:19:GLY:HA2	2.17	0.45
9:G:116:ALA:HA	9:G:119:ARG:CZ	2.46	0.45
9:G:117:ALA:O	9:G:118:VAL:C	2.55	0.45
5:C:35:GLU:CD	5:C:59:ARG:HH22	2.20	0.45
21:S:15:LEU:HD21	21:S:38:SER:OG	2.16	0.45
1:A:337:C:N4	1:A:338:A:N6	2.64	0.45
1:A:1380:U:O2'	1:A:1381:U:P	2.75	0.45
1:A:987:G:O2'	1:A:988:G:H5'	2.17	0.45
1:A:833:U:H2'	1:A:834:C:H6	1.82	0.45
1:A:439:A:C4	1:A:497:A:C2	3.04	0.45
4:B:144:ARG:HA	4:B:147:LYS:CD	2.46	0.45
1:A:1370:G:C2	1:A:1371:G:C8	3.05	0.45
19:Q:97:SER:OG	19:Q:98:LEU:N	2.50	0.45
7:E:28:PHE:O	7:E:47:LYS:HA	2.17	0.45
6:D:112:VAL:CG2	6:D:161:ASN:HD21	2.29	0.45
8:F:30:LEU:HD22	8:F:35:ALA:HB2	1.99	0.45
1:A:1137:C:H4'	1:A:1138:G:N1	2.31	0.45
9:G:38:LEU:C	9:G:40:ALA:H	2.20	0.45
6:D:3:ARG:HH12	6:D:70:ILE:HA	1.82	0.45
21:S:41:VAL:HB	21:S:42:PRO:HD2	1.99	0.45
1:A:665:A:H2'	1:A:732:C:O2	2.17	0.45
1:A:1280:A:O4'	12:J:41:PRO:HG3	2.17	0.45
1:A:1085:U:H3'	1:A:1086:U:H5	1.82	0.45

Continued on next page...

Continued from previous page...

Atom-1	Atom-2	Interatomic distance (Å)	Clash overlap (Å)
5:C:88:ARG:HG2	5:C:101:LEU:HB2	1.99	0.45
12:J:79:ARG:HG2	12:J:79:ARG:HH11	1.82	0.45
1:A:1069:C:H2'	1:A:1070:U:O5'	2.16	0.45
8:F:1:MET:HB3	8:F:66:GLU:HG2	1.99	0.45
1:A:1477:C:O2'	1:A:1478:C:H5'	2.17	0.45
5:C:147:LYS:HE2	5:C:205:GLY:N	2.31	0.45
4:B:134:GLU:C	4:B:136:VAL:N	2.71	0.45
4:B:187:LEU:HD12	4:B:201:ILE:CG2	2.47	0.45
1:A:280:C:O2	19:Q:38:ARG:HG3	2.16	0.45
12:J:39:PRO:HA	12:J:70:ARG:HH11	1.82	0.45
15:M:88:ARG:HH11	15:M:88:ARG:HB2	1.82	0.45
4:B:27:LYS:O	4:B:194:PRO:HG3	2.17	0.45
1:A:1202:G:O4'	16:N:29:ARG:HD3	2.17	0.45
8:F:36:ARG:NH1	8:F:36:ARG:HG2	2.31	0.45
9:G:115:ARG:HB2	9:G:118:VAL:HG21	1.99	0.45
1:A:781:A:C5	1:A:802:A:C2	3.05	0.45
15:M:13:LYS:HG2	15:M:44:ARG:NH2	2.29	0.45
20:R:57:GLY:C	20:R:58:LEU:HD23	2.37	0.45
19:Q:63:ARG:O	19:Q:64:PRO:C	2.56	0.45
1:A:624:C:H2'	1:A:625:G:C8	2.50	0.45
1:A:1321:C:H42	21:S:37:ARG:HH12	1.65	0.45
1:A:1525:G:P	13:K:120:ARG:HH22	2.39	0.45
18:P:1:MET:CE	18:P:3:LYS:HD2	2.47	0.45
1:A:1426:C:H2'	1:A:1427:U:C6	2.52	0.45
1:A:690:G:C6	1:A:691:G:C6	3.06	0.45
6:D:199:ASN:HD21	6:D:201:GLN:HB2	1.81	0.45
17:O:10:LYS:HD2	17:O:10:LYS:O	2.17	0.45
4:B:21:ARG:HB2	4:B:22:LYS:H	1.51	0.44
1:A:1328:C:P	23:V:20:LYS:HZ1	2.40	0.44
15:M:96:LEU:HB3	15:M:97:PRO:HD2	1.99	0.44
1:A:372:C:O2'	1:A:373:A:OP2	2.31	0.44
1:A:737:A:H2'	1:A:738:C:H6	1.81	0.44
7:E:121:LYS:HE3	7:E:123:LEU:HD23	2.00	0.44
1:A:352:C:H4'	1:A:354:G:OP1	2.17	0.44
1:A:707:C:H4'	13:K:20:TYR:CG	2.52	0.44
8:F:10:LEU:HD12	8:F:59:TYR:O	2.17	0.44
10:H:119:LEU:CD2	10:H:119:LEU:N	2.80	0.44
1:A:20:U:O2'	1:A:21:G:H5'	2.17	0.44
5:C:6:HIS:CD2	5:C:8:ILE:HB	2.52	0.44
9:G:151:TYR:HE1	13:K:54:ARG:NH2	2.16	0.44
10:H:134:ILE:HG22	10:H:135:CYS:N	2.31	0.44

Continued on next page...

Continued from previous page...

Atom-1	Atom-2	Interatomic distance (Å)	Clash overlap (Å)
1:A:37:U:O2'	1:A:38:G:H5'	2.17	0.44
18:P:43:LYS:HG3	18:P:48:TRP:CD2	2.51	0.44
17:O:6:GLU:O	17:O:7:GLU:C	2.55	0.44
19:Q:58:GLU:OE1	19:Q:74:LEU:HD13	2.17	0.44
1:A:1311:G:N2	1:A:1327:C:C2	2.85	0.44
1:A:532:A:C2'	1:A:533:A:OP1	2.65	0.44
1:A:778:G:C5	1:A:779:C:C5	3.05	0.44
14:L:23:LYS:O	14:L:24:VAL:HG23	2.17	0.44
1:A:1349:A:P	11:I:118:LYS:HZ3	2.41	0.44
4:B:100:GLY:O	4:B:101:MET:C	2.54	0.44
4:B:200:ILE:CG2	4:B:201:ILE:H	2.20	0.44
1:A:1227:A:H3'	1:A:1227:A:C8	2.52	0.44
1:A:407:G:C2'	1:A:408:A:OP1	2.66	0.44
22:T:72:LEU:C	22:T:73:HIS:O	2.56	0.44
9:G:116:ALA:O	9:G:117:ALA:C	2.55	0.44
7:E:35:GLY:CA	7:E:112:LEU:HD12	2.47	0.44
7:E:6:PHE:HB3	7:E:34:VAL:CG2	2.47	0.44
6:D:163:GLU:C	6:D:165:MET:N	2.70	0.44
1:A:1344:C:O2'	1:A:1345:U:H5'	2.17	0.44
4:B:63:MET:O	4:B:64:ARG:HB2	2.17	0.44
1:A:1237:C:C4'	1:A:1334:G:N2	2.80	0.44
1:A:286:G:H2'	1:A:287:U:O4'	2.17	0.44
13:K:69:ALA:O	13:K:72:ALA:HB3	2.17	0.44
8:F:25:ILE:HD12	8:F:82:ARG:HD2	1.98	0.44
20:R:79:LEU:HD23	20:R:79:LEU:HA	1.84	0.44
5:C:17:ASP:HB2	5:C:21:ARG:HH21	1.82	0.44
10:H:7:ALA:O	10:H:8:ASP:C	2.55	0.44
5:C:178:LEU:HD12	5:C:178:LEU:HA	1.70	0.44
1:A:201:C:C5'	1:A:216:G:H21	2.28	0.44
4:B:23:ARG:O	4:B:24:TRP:O	2.34	0.44
15:M:53:VAL:O	15:M:53:VAL:HG12	2.16	0.44
1:A:969:A:O2'	1:A:970:C:H5'	2.17	0.44
6:D:105:VAL:HG12	6:D:117:ALA:HB1	2.00	0.44
1:A:738:C:H2'	1:A:739:C:C6	2.52	0.44
9:G:116:ALA:HA	9:G:119:ARG:NH2	2.32	0.44
20:R:86:VAL:O	20:R:87:ARG:HB2	2.17	0.44
22:T:16:HIS:O	22:T:17:ARG:C	2.56	0.44
1:A:1320:C:C2	21:S:72:GLY:HA3	2.53	0.44
9:G:138:LYS:HE2	9:G:142:GLU:OE1	2.17	0.44
1:A:1070:U:O2'	1:A:1071:C:H5'	2.17	0.44
1:A:676:A:H1'	13:K:115:PRO:HB3	1.98	0.44

Continued on next page...

Continued from previous page...

Atom-1	Atom-2	Interatomic distance (Å)	Clash overlap (Å)
12:J:34:VAL:CG1	12:J:35:SER:N	2.79	0.44
17:O:16:ALA:HA	17:O:21:ASP:OD1	2.17	0.44
5:C:111:LEU:HD21	5:C:144:SER:O	2.17	0.44
1:A:369:C:O2'	1:A:370:C:H5'	2.17	0.44
1:A:1060:C:O4'	12:J:52:GLY:HA2	2.17	0.44
1:A:1190:G:O2'	1:A:1191:A:P	2.75	0.44
1:A:1399:C:C2	1:A:1401:G:C5	3.05	0.44
13:K:58:PRO:O	13:K:59:TYR:C	2.55	0.44
17:O:76:GLU:OE1	17:O:79:ARG:NH2	2.50	0.44
1:A:316:G:OP2	1:A:351:G:O2'	2.35	0.44
8:F:25:ILE:HD12	8:F:82:ARG:HH11	1.82	0.44
1:A:622:A:C8	1:A:623:C:C5	3.06	0.44
1:A:644:G:O2'	1:A:645:C:H5'	2.18	0.44
1:A:324:G:OP1	22:T:22:ARG:NH1	2.51	0.44
5:C:134:ILE:CG2	5:C:168:ALA:HB3	2.48	0.44
4:B:80:ILE:HD11	4:B:208:ILE:CG2	2.31	0.44
1:A:190(K):G:C3'	1:A:190(L):U:H5''	2.48	0.44
9:G:70:LYS:HG2	9:G:100:ALA:HB2	2.00	0.44
4:B:10:LEU:C	4:B:12:GLU:N	2.71	0.44
4:B:48:MET:O	4:B:51:LEU:HB2	2.18	0.44
17:O:70:LEU:HG	17:O:78:TYR:HB2	1.98	0.44
1:A:1060:C:H5''	12:J:51:ARG:HB3	1.99	0.44
9:G:16:LEU:N	9:G:16:LEU:HD22	2.23	0.44
8:F:67:MET:HB2	8:F:68:PRO:CD	2.47	0.44
5:C:87:LEU:C	5:C:89:GLU:N	2.70	0.44
5:C:91:LEU:O	5:C:95:THR:HG23	2.18	0.44
21:S:6:LYS:HB2	21:S:7:LYS:HD3	1.99	0.44
21:S:71:LEU:C	21:S:73:GLU:N	2.71	0.44
20:R:52:PRO:HB2	20:R:54:ARG:HG3	1.99	0.44
20:R:53:ARG:C	20:R:55:ARG:H	2.20	0.44
7:E:139:LEU:O	7:E:141:GLN:N	2.51	0.44
1:A:413:G:H1'	1:A:416:G:N2	2.33	0.44
1:A:303:A:P	14:L:17:LYS:HZ1	2.41	0.44
1:A:349:A:C2'	1:A:350:G:O5'	2.66	0.44
1:A:1539:C:C2	1:A:1540:U:H5	2.34	0.44
17:O:28:GLN:O	17:O:29:VAL:C	2.55	0.44
4:B:104:ASN:OD1	4:B:107:THR:HB	2.17	0.44
4:B:27:LYS:NZ	4:B:195:ASP:HB2	2.32	0.44
1:A:409:G:H5'	1:A:430:A:C6	2.52	0.44
21:S:28:LYS:HB3	21:S:31:ILE:HD11	1.99	0.44
6:D:106:TYR:C	6:D:106:TYR:CD2	2.90	0.44

Continued on next page...

Continued from previous page...

Atom-1	Atom-2	Interatomic distance (Å)	Clash overlap (Å)
1:A:1054:C:O2'	1:A:1055:A:C5'	2.65	0.44
1:A:1399:C:H4'	1:A:1400:C:O5'	2.17	0.44
5:C:191:THR:CG2	5:C:192:THR:N	2.81	0.44
20:R:53:ARG:O	20:R:55:ARG:N	2.50	0.44
14:L:38:THR:HB	14:L:57:LYS:HB3	1.98	0.44
8:F:25:ILE:HD12	8:F:82:ARG:NH1	2.32	0.44
1:A:50:A:N6	1:A:361:G:H4'	2.32	0.44
1:A:1121:U:O2'	1:A:1122:U:H5'	2.17	0.44
1:A:1406:U:C2'	1:A:1407:C:H5'	2.47	0.44
1:A:1431:C:H2'	1:A:1432:G:H5'	1.98	0.44
15:M:80:ARG:C	15:M:82:MET:N	2.71	0.44
4:B:115:LEU:O	4:B:118:LEU:N	2.49	0.44
1:A:1368:G:OP2	11:I:112:LYS:HD3	2.18	0.44
1:A:1197:G:OP1	1:A:1198:G:OP2	2.36	0.44
8:F:19:LEU:C	8:F:21:LEU:N	2.71	0.44
1:A:1160:G:C6	1:A:1181:G:O6	2.71	0.44
1:A:707:C:O2	13:K:39:PRO:HD3	2.18	0.44
7:E:15:ARG:HD3	7:E:26:PHE:CD2	2.52	0.44
19:Q:51:TYR:CE1	19:Q:73:VAL:HG11	2.52	0.44
7:E:71:LEU:O	7:E:72:GLN:HG2	2.17	0.44
7:E:72:GLN:O	7:E:73:ASN:CB	2.65	0.44
1:A:24:U:O2'	1:A:25:C:H5'	2.18	0.44
15:M:123:ALA:O	15:M:124:PRO:C	2.56	0.44
5:C:180:ALA:O	5:C:205:GLY:O	2.36	0.44
16:N:59:ALA:O	16:N:60:SER:CB	2.62	0.44
4:B:9:GLU:O	4:B:12:GLU:N	2.51	0.44
1:A:1305:G:OP2	1:A:1305:G:C8	2.71	0.44
4:B:193:ASP:OD1	4:B:196:LEU:HB2	2.17	0.44
11:I:78:LYS:HE3	11:I:101:PHE:HD2	1.83	0.44
11:I:80:GLY:O	11:I:83:ARG:N	2.51	0.44
1:A:1053:G:H4'	1:A:1054:C:H5'	1.98	0.44
7:E:32:VAL:HG12	7:E:33:VAL:N	2.33	0.44
1:A:1190:G:C3'	5:C:3:ASN:OD1	2.66	0.44
1:A:1160:G:O2'	1:A:1161:C:H5'	2.18	0.44
1:A:1160:G:C6	1:A:1161:C:C4	3.06	0.44
20:R:51:LEU:HA	20:R:52:PRO:HD3	1.82	0.44
22:T:63:ILE:HD13	22:T:80:ARG:HB2	1.98	0.44
1:A:1081:G:OP1	7:E:16:THR:HG23	2.18	0.44
1:A:572:A:H5''	1:A:917:G:H4'	2.00	0.44
19:Q:85:VAL:O	19:Q:89:LEU:HG	2.18	0.44
5:C:33:LEU:HD11	16:N:53:LEU:HD23	1.99	0.44

Continued on next page...

Continued from previous page...

Atom-1	Atom-2	Interatomic distance (Å)	Clash overlap (Å)
7:E:126:ARG:CG	7:E:126:ARG:NH1	2.75	0.44
1:A:554:C:H2'	1:A:555:C:H6	1.82	0.44
1:A:584:G:H2'	1:A:585:G:H8	1.82	0.44
1:A:992:U:O2'	1:A:993:G:P	2.76	0.44
1:A:378:G:O2'	1:A:379:C:H5'	2.18	0.44
1:A:460:A:H62	1:A:463:A:H62	1.64	0.44
1:A:407:G:N2	1:A:496:A:O2'	2.50	0.44
1:A:391:G:C6	1:A:392:G:C5	3.05	0.44
8:F:37:VAL:HA	8:F:65:VAL:HG12	1.98	0.44
5:C:43:LEU:HD22	5:C:47:LEU:HD22	1.99	0.44
5:C:29:TYR:CZ	16:N:54:PRO:HG2	2.53	0.44
1:A:1345:U:C4	1:A:1377:A:C2	3.05	0.44
14:L:65:GLU:CD	14:L:65:GLU:N	2.71	0.44
1:A:817:C:H4'	1:A:818:G:OP1	2.18	0.44
1:A:1270:C:H6	1:A:1270:C:O5'	2.01	0.44
6:D:16:GLY:C	6:D:33:MET:HE1	2.38	0.43
5:C:177:THR:O	5:C:179:ARG:N	2.50	0.43
4:B:143:GLU:C	4:B:147:LYS:HE3	2.38	0.43
1:A:1370:G:C2	1:A:1371:G:N7	2.85	0.43
4:B:36:ARG:HD2	4:B:41:ILE:CD1	2.48	0.43
1:A:279:A:H5''	1:A:280:C:H3'	2.00	0.43
12:J:23:ILE:CG2	12:J:72:VAL:HG11	2.47	0.43
20:R:27:GLY:O	20:R:29:PHE:HD2	2.01	0.43
22:T:74:LYS:HB3	22:T:75:ASN:H	1.53	0.43
1:A:1345:U:C2	1:A:1377:A:N1	2.86	0.43
1:A:452:A:O2'	1:A:453:A:C8	2.65	0.43
1:A:1192:C:C5	1:A:1193:G:C8	3.06	0.43
1:A:303:A:P	14:L:17:LYS:NZ	2.91	0.43
1:A:1006:C:O2'	1:A:1007:C:H5'	2.18	0.43
20:R:74:ARG:O	20:R:75:ILE:C	2.56	0.43
4:B:24:TRP:HB3	4:B:40:HIS:CE1	2.53	0.43
4:B:83:MET:HE2	4:B:235:SER:HB3	2.00	0.43
4:B:82:ARG:NH1	4:B:92:TYR:OH	2.51	0.43
1:A:1168:A:C6	1:A:1169:A:C6	3.06	0.43
1:A:975:A:H4'	1:A:976:G:O5'	2.18	0.43
1:A:1072:G:H2'	1:A:1073:U:O4'	2.18	0.43
1:A:1060:C:O2	1:A:1198:G:C2	2.72	0.43
8:F:30:LEU:HD21	8:F:65:VAL:HG11	1.99	0.43
5:C:190:ARG:NH1	5:C:190:ARG:HG2	2.28	0.43
6:D:3:ARG:CA	6:D:3:ARG:NE	2.80	0.43
19:Q:82:MET:O	19:Q:85:VAL:N	2.51	0.43

Continued on next page...

Continued from previous page...

Atom-1	Atom-2	Interatomic distance (Å)	Clash overlap (Å)
20:R:35:ARG:O	20:R:37:VAL:N	2.47	0.43
19:Q:51:TYR:HE2	19:Q:76:LEU:HB2	1.83	0.43
1:A:418:C:C5	1:A:426:G:N1	2.86	0.43
1:A:1364:U:O2'	1:A:1365:G:H5'	2.18	0.43
9:G:139:GLU:O	9:G:143:ARG:HG3	2.17	0.43
5:C:51:GLY:C	5:C:70:VAL:HG12	2.38	0.43
1:A:586:C:C2'	1:A:587:G:H5'	2.48	0.43
1:A:1354:C:O2'	1:A:1355:G:H5'	2.18	0.43
1:A:328:C:H4'	1:A:329:A:H5'	2.01	0.43
10:H:83:ILE:HG13	10:H:137:VAL:HG22	2.00	0.43
1:A:113:G:H1'	1:A:354:G:C5'	2.48	0.43
6:D:8:VAL:HG11	6:D:21:LEU:CB	2.43	0.43
1:A:1521:G:O2'	1:A:1522:U:H5'	2.17	0.43
1:A:783:C:O2'	1:A:784:C:H5'	2.17	0.43
8:F:75:LEU:HD13	8:F:75:LEU:C	2.38	0.43
10:H:87:SER:OG	10:H:92:ARG:HA	2.18	0.43
9:G:12:LEU:HD12	9:G:12:LEU:N	2.33	0.43
1:A:447:G:H2'	1:A:485:G:H22	1.83	0.43
1:A:597:G:C4	1:A:644:G:C2	3.07	0.43
10:H:29:SER:OG	10:H:32:LYS:HG3	2.17	0.43
1:A:1112:C:O2	5:C:179:ARG:HB3	2.17	0.43
1:A:252:U:H2'	1:A:253:U:H6	1.81	0.43
7:E:78:HIS:HB2	7:E:79:GLU:OE1	2.19	0.43
1:A:1302:U:C5	15:M:17:VAL:HG21	2.52	0.43
6:D:112:VAL:HG23	6:D:116:GLN:OE1	2.18	0.43
5:C:155:GLY:C	5:C:157:ILE:N	2.70	0.43
9:G:46:ALA:C	9:G:48:LYS:N	2.72	0.43
8:F:33:TYR:HA	8:F:71:ARG:NH2	2.33	0.43
5:C:57:ILE:HG23	5:C:64:VAL:HG13	2.01	0.43
10:H:48:TYR:HB2	10:H:60:ARG:O	2.18	0.43
1:A:19:C:O2	1:A:572:A:H2	2.00	0.43
1:A:443:C:H2'	1:A:444:C:H6	1.82	0.43
5:C:34:LEU:CD1	16:N:25:VAL:HG21	2.48	0.43
1:A:602:A:O2'	1:A:603:U:H5'	2.18	0.43
1:A:490:G:H2'	1:A:491:G:H8	1.84	0.43
20:R:74:ARG:HB3	20:R:81:PHE:CE1	2.54	0.43
22:T:14:LYS:O	22:T:18:GLN:HG3	2.19	0.43
1:A:178:C:O2'	1:A:179:A:H5'	2.18	0.43
16:N:57:ARG:CG	16:N:58:LYS:N	2.80	0.43
6:D:59:ARG:HA	6:D:59:ARG:NE	2.33	0.43
17:O:25:THR:O	17:O:25:THR:HG22	2.19	0.43

Continued on next page...

Continued from previous page...

Atom-1	Atom-2	Interatomic distance (Å)	Clash overlap (Å)
4:B:130:ARG:HB3	4:B:134:GLU:OE1	2.19	0.43
1:A:190(K):G:H2'	1:A:190(L):U:H5''	2.00	0.43
4:B:24:TRP:N	4:B:24:TRP:CD1	2.85	0.43
4:B:57:PHE:CZ	4:B:61:LEU:HD21	2.53	0.43
10:H:69:ARG:NE	10:H:75:ARG:O	2.48	0.43
1:A:1061:G:C6	1:A:1062:U:N3	2.86	0.43
1:A:1108:G:H5'	1:A:1191:A:H4'	2.00	0.43
6:D:70:ILE:HG22	6:D:71:SER:O	2.18	0.43
1:A:339:C:H2'	1:A:340:U:H6	1.83	0.43
1:A:1450:U:H2'	1:A:1452:C:C5	2.54	0.43
6:D:124:GLY:O	6:D:126:ILE:N	2.52	0.43
5:C:50:ALA:CB	5:C:70:VAL:HG11	2.48	0.43
7:E:144:THR:HB	7:E:147:ASP:OD1	2.19	0.43
15:M:105:THR:HG22	15:M:106:ASN:H	1.83	0.43
1:A:831:U:H2'	1:A:832:C:C6	2.54	0.43
17:O:3:ILE:CD1	17:O:34:LEU:HD22	2.48	0.43
1:A:607:A:O2'	1:A:608:A:H5'	2.18	0.43
2:W:2:A:H5'	2:W:2:A:H8	1.84	0.43
1:A:348:G:N3	1:A:348:G:H2'	2.32	0.43
5:C:5:ILE:O	5:C:5:ILE:CD1	2.66	0.43
1:A:1179:A:O2'	1:A:1180:A:H5'	2.19	0.43
1:A:1250:A:C5'	11:I:68:GLY:N	2.77	0.43
1:A:375:U:O2'	18:P:28:ARG:HD2	2.19	0.43
1:A:578:C:O2'	1:A:728:A:N3	2.43	0.43
14:L:53:ARG:HG2	14:L:69:TYR:CE1	2.43	0.43
14:L:92:ASP:O	14:L:93:LEU:HD23	2.18	0.43
1:A:802:A:C2'	1:A:803:G:H5'	2.48	0.43
1:A:803:G:H2'	1:A:804:U:O4'	2.18	0.43
1:A:1157:A:H1'	1:A:1181:G:N2	2.34	0.43
1:A:978:A:C5	1:A:1319:A:C2	3.06	0.43
21:S:33:THR:HG22	21:S:34:TRP:N	2.32	0.43
5:C:47:LEU:N	5:C:47:LEU:HD12	2.34	0.43
6:D:64:LEU:HD12	6:D:75:PHE:HZ	1.84	0.43
18:P:9:PHE:CE1	18:P:18:ARG:CZ	3.01	0.43
1:A:131:C:H2'	1:A:132:C:H6	1.83	0.43
8:F:62:TRP:C	8:F:63:TYR:HD1	2.22	0.43
7:E:69:VAL:HG21	7:E:113:ALA:HB1	1.99	0.43
19:Q:19:VAL:CG2	19:Q:44:ALA:HB3	2.49	0.43
1:A:437:U:H2'	1:A:438:G:H5'	1.99	0.43
1:A:603:U:H2'	1:A:604:G:C8	2.54	0.43
11:I:87:GLN:C	11:I:89:ASN:N	2.72	0.43

Continued on next page...

Continued from previous page...

Atom-1	Atom-2	Interatomic distance (Å)	Clash overlap (Å)
12:J:65:LEU:C	12:J:65:LEU:HD23	2.39	0.43
5:C:179:ARG:O	5:C:180:ALA:HB3	2.19	0.43
11:I:38:GLN:OE1	11:I:38:GLN:HA	2.18	0.43
4:B:97:TRP:HH2	4:B:176:GLU:CD	2.22	0.43
11:I:93:ARG:C	11:I:95:LYS:N	2.71	0.43
21:S:22:LEU:C	21:S:24:ALA:H	2.20	0.43
18:P:56:ALA:O	18:P:57:ARG:C	2.57	0.43
17:O:53:HIS:O	17:O:56:LEU:N	2.51	0.43
5:C:89:GLU:O	5:C:93:LYS:HB2	2.19	0.43
1:A:359:U:H2'	1:A:360:A:C8	2.54	0.43
18:P:69:THR:O	18:P:70:ALA:C	2.57	0.43
14:L:117:ARG:O	14:L:119:LYS:O	2.37	0.43
21:S:45:VAL:HG12	21:S:46:GLY:H	1.84	0.43
5:C:186:PHE:CE2	5:C:188:LEU:HD22	2.53	0.43
1:A:1320:C:N3	21:S:36:ARG:HG3	2.34	0.43
1:A:1320:C:O2	21:S:72:GLY:HA3	2.19	0.43
15:M:94:ARG:HH12	21:S:81:ARG:NH1	2.12	0.43
1:A:416:G:N3	1:A:416:G:H3'	2.33	0.43
1:A:141:A:H1'	1:A:182:U:O2	2.18	0.43
4:B:46:LYS:O	4:B:50:GLU:HB2	2.19	0.43
15:M:33:ALA:O	15:M:35:GLU:N	2.52	0.43
1:A:1431:C:H2'	1:A:1432:G:C5'	2.49	0.43
19:Q:74:LEU:HD23	19:Q:74:LEU:O	2.18	0.43
5:C:121:ALA:O	5:C:125:GLU:HG3	2.19	0.43
7:E:115:VAL:HG12	7:E:116:THR:N	2.33	0.43
1:A:243:A:C5'	1:A:244:U:H5'	2.48	0.43
5:C:151:VAL:O	5:C:152:ILE:HG13	2.19	0.43
1:A:1346:A:C8	1:A:1348:U:C2	3.07	0.43
1:A:1372:U:H2'	1:A:1373:G:C5'	2.49	0.43
4:B:20:GLU:HB2	4:B:190:THR:HB	2.01	0.43
1:A:279:A:H4'	1:A:280:C:OP2	2.17	0.43
12:J:96:ILE:CG2	12:J:97:GLU:N	2.82	0.43
6:D:116:GLN:O	6:D:119:GLN:N	2.51	0.43
9:G:15:ASP:HB3	9:G:19:GLY:CA	2.49	0.43
6:D:67:ILE:HG22	6:D:68:TYR:N	2.34	0.43
14:L:119:LYS:O	14:L:120:TYR:HB2	2.19	0.43
1:A:1520:G:C2	1:A:1521:G:C5	3.07	0.43
9:G:26:PHE:HB2	9:G:62:PHE:HZ	1.83	0.43
1:A:77:G:O2'	1:A:78:G:H5'	2.18	0.43
1:A:718:G:C5'	1:A:719:C:OP2	2.66	0.43
5:C:73:PRO:C	5:C:75:VAL:N	2.68	0.43

Continued on next page...

Continued from previous page...

Atom-1	Atom-2	Interatomic distance (Å)	Clash overlap (Å)
1:A:560:U:O2'	1:A:561:U:OP2	2.24	0.43
1:A:692:U:OP1	13:K:124:LYS:HE3	2.19	0.43
15:M:31:LYS:C	15:M:33:ALA:N	2.71	0.43
1:A:294:U:H2'	1:A:295:C:H6	1.83	0.43
1:A:601:C:O2'	1:A:602:A:H5'	2.18	0.43
9:G:32:ARG:O	9:G:33:ASP:HB2	2.18	0.43
6:D:80:GLU:HA	6:D:80:GLU:OE2	2.18	0.43
1:A:1116:C:H2'	1:A:1117:G:C5'	2.27	0.43
4:B:9:GLU:HB2	4:B:217:ARG:HH12	1.83	0.43
4:B:58:ILE:O	4:B:61:LEU:HB2	2.19	0.43
4:B:7:VAL:O	4:B:7:VAL:HG23	2.18	0.43
15:M:20:THR:C	15:M:22:ILE:N	2.72	0.43
7:E:53:LEU:HD22	7:E:57:LYS:HZ1	1.84	0.43
6:D:112:VAL:HG22	6:D:161:ASN:ND2	2.34	0.43
17:O:57:LEU:HA	17:O:57:LEU:HD12	1.51	0.43
5:C:52:LEU:CD2	5:C:118:GLN:HE22	2.32	0.43
9:G:15:ASP:OD2	9:G:44:TYR:OH	2.28	0.43
5:C:91:LEU:HD21	5:C:99:VAL:HG23	2.00	0.43
1:A:1263:C:O2'	1:A:1264:C:H5'	2.18	0.43
22:T:61:SER:O	22:T:62:LEU:C	2.56	0.43
13:K:33:THR:HB	13:K:38:ASN:C	2.39	0.43
8:F:44:GLY:CA	8:F:59:TYR:CE1	3.01	0.43
1:A:920:U:H2'	1:A:921:U:H6	1.80	0.43
1:A:791:G:C2'	1:A:792:A:H5'	2.47	0.43
20:R:26:LEU:HD11	20:R:39:VAL:HG23	2.01	0.43
22:T:68:LYS:HA	22:T:68:LYS:HD2	1.83	0.43
1:A:652:U:C5	1:A:752:G:C4	3.07	0.43
1:A:757:U:H2'	1:A:758:G:O4'	2.18	0.43
17:O:73:GLU:HA	17:O:73:GLU:OE1	2.19	0.43
8:F:32:ASN:HD22	8:F:32:ASN:N	2.16	0.43
4:B:124:SER:HB2	4:B:125:PRO:CD	2.44	0.43
19:Q:3:LYS:HD3	19:Q:61:GLU:O	2.18	0.43
1:A:1371:G:C2	1:A:1372:U:C6	3.06	0.43
9:G:101:LEU:O	9:G:102:ARG:C	2.57	0.43
4:B:91:PRO:HA	4:B:154:LEU:HD12	2.00	0.43
4:B:187:LEU:CD1	4:B:214:ILE:HG21	2.45	0.43
11:I:93:ARG:CZ	11:I:93:ARG:HB3	2.47	0.43
8:F:19:LEU:HD23	8:F:19:LEU:C	2.39	0.43
7:E:31:LEU:HD22	7:E:43:LEU:HD21	2.01	0.43
5:C:40:ARG:HB3	5:C:44:GLU:OE1	2.18	0.43
8:F:48:LEU:HD21	8:F:60:PHE:CE1	2.54	0.43

Continued on next page...

Continued from previous page...

Atom-1	Atom-2	Interatomic distance (Å)	Clash overlap (Å)
14:L:69:TYR:HB2	14:L:90:VAL:HG21	2.01	0.43
1:A:709:G:C6	1:A:710:G:C5	3.06	0.43
1:A:916:G:O2'	1:A:917:G:H5'	2.18	0.43
1:A:300:A:H2'	1:A:301:G:O4'	2.19	0.43
1:A:1424:C:H2'	1:A:1425:U:O4'	2.19	0.43
1:A:41:G:O2'	1:A:42:G:H5'	2.18	0.43
5:C:30:ARG:NH1	5:C:30:ARG:HB3	2.33	0.43
1:A:653:A:P	10:H:56:LYS:NZ	2.91	0.43
1:A:169:C:O2'	1:A:170:U:H5'	2.19	0.43
1:A:647:C:H2'	1:A:648:A:H8	1.83	0.43
15:M:33:ALA:C	15:M:35:GLU:N	2.73	0.43
4:B:118:LEU:O	4:B:119:GLU:C	2.56	0.42
22:T:53:LEU:CD1	22:T:101:GLY:HA2	2.49	0.42
11:I:65:VAL:O	11:I:66:ARG:HB2	2.19	0.42
15:M:23:TYR:CB	15:M:67:GLU:HA	2.49	0.42
8:F:100:ASN:ND2	20:R:23:LYS:HG2	2.31	0.42
21:S:22:LEU:HA	21:S:25:LYS:NZ	2.33	0.42
1:A:1203:C:H2'	1:A:1204:A:H8	1.84	0.42
9:G:118:VAL:O	9:G:121:ALA:HB3	2.19	0.42
5:C:90:GLU:HA	5:C:93:LYS:HB2	2.00	0.42
1:A:1516:G:H2'	1:A:1518:A:OP2	2.19	0.42
4:B:73:THR:HB	4:B:170:GLU:OE2	2.19	0.42
6:D:162:LEU:HD23	6:D:165:MET:HG3	2.00	0.42
7:E:21:ALA:O	7:E:22:GLY:C	2.56	0.42
18:P:74:LEU:CB	18:P:79:VAL:HG21	2.49	0.42
11:I:127:LYS:HA	11:I:127:LYS:HE3	2.01	0.42
1:A:502:G:P	14:L:118:SER:HG	2.42	0.42
19:Q:40:LYS:HE2	19:Q:42:TYR:CE2	2.54	0.42
1:A:1478:C:H2'	1:A:1479:C:C6	2.54	0.42
1:A:342:C:O2'	1:A:343:U:H5'	2.19	0.42
1:A:929:G:H5''	1:A:1533:C:C5	2.55	0.42
11:I:106:ALA:O	11:I:107:ARG:C	2.56	0.42
15:M:34:LEU:CD1	15:M:41:PRO:HA	2.43	0.42
1:A:954:G:H2'	1:A:955:U:C6	2.52	0.42
11:I:93:ARG:HB2	11:I:93:ARG:HH11	1.83	0.42
1:A:1201:A:HO2'	1:A:1202:G:P	2.42	0.42
17:O:39:LEU:O	17:O:39:LEU:HD23	2.19	0.42
1:A:478:A:H3'	1:A:479:C:C5'	2.49	0.42
1:A:190(H):G:C2'	1:A:190(I):G:H5'	2.49	0.42
6:D:110:PHE:CD2	6:D:148:VAL:HG22	2.54	0.42
1:A:1286:A:H2	23:V:18:TYR:HH	1.61	0.42

Continued on next page...

Continued from previous page...

Atom-1	Atom-2	Interatomic distance (Å)	Clash overlap (Å)
1:A:344:A:H4'	1:A:345:C:OP2	2.19	0.42
13:K:74:ALA:C	13:K:76:GLY:N	2.72	0.42
1:A:610:G:O2'	1:A:611:A:H5'	2.19	0.42
1:A:180:U:H2'	1:A:181:G:H5'	2.01	0.42
6:D:33:MET:HA	6:D:37:PRO:HA	2.00	0.42
5:C:11:ARG:O	5:C:14:ILE:O	2.38	0.42
4:B:42:ILE:HG21	4:B:202:PRO:O	2.20	0.42
15:M:2:ALA:HB3	15:M:53:VAL:HG11	2.01	0.42
1:A:1123:A:H2'	1:A:1124:G:O4'	2.19	0.42
1:A:1357:A:C5	1:A:1358:U:C5	3.07	0.42
10:H:91:ARG:NH1	19:Q:33:GLY:HA3	2.35	0.42
11:I:42:ARG:NH1	11:I:42:ARG:HG2	2.30	0.42
12:J:28:ARG:NH1	12:J:28:ARG:HG2	2.33	0.42
6:D:149:ALA:HB3	6:D:152:SER:HB2	2.00	0.42
19:Q:26:GLN:O	19:Q:27:PHE:HB3	2.19	0.42
1:A:1319:A:OP2	21:S:5:LEU:HD21	2.20	0.42
20:R:86:VAL:HG12	20:R:87:ARG:N	2.30	0.42
1:A:946:A:C6	1:A:947:G:C6	3.08	0.42
21:S:39:THR:CG2	21:S:40:ILE:N	2.80	0.42
13:K:69:ALA:O	13:K:72:ALA:N	2.52	0.42
1:A:695:A:H2'	1:A:696:A:C8	2.54	0.42
1:A:107:G:N7	22:T:15:ARG:NH2	2.59	0.42
5:C:70:VAL:O	5:C:105:GLU:HA	2.18	0.42
9:G:153:HIS:N	9:G:153:HIS:ND1	2.66	0.42
4:B:148:TYR:N	4:B:148:TYR:CD2	2.84	0.42
15:M:90:LEU:HD22	15:M:93:ARG:HD2	2.01	0.42
7:E:110:LEU:HD13	7:E:118:ILE:HG21	2.01	0.42
4:B:164:VAL:O	4:B:186:ALA:HA	2.20	0.42
11:I:10:ARG:O	11:I:13:ALA:N	2.53	0.42
20:R:29:PHE:CZ	20:R:31:LEU:HG	2.55	0.42
18:P:33:ILE:O	18:P:34:GLU:HB2	2.19	0.42
8:F:37:VAL:HG22	8:F:65:VAL:CG1	2.50	0.42
1:A:1206:G:H1'	5:C:193:TYR:O	2.18	0.42
1:A:363:A:C2	14:L:31:PRO:HG2	2.54	0.42
14:L:39:VAL:HA	14:L:79:GLU:CG	2.49	0.42
1:A:866:C:H2'	1:A:867:G:O4'	2.20	0.42
19:Q:31:LEU:HG	19:Q:32:TYR:CD2	2.54	0.42
13:K:95:ILE:O	13:K:99:GLN:HG3	2.19	0.42
5:C:30:ARG:HB2	5:C:30:ARG:NH1	2.33	0.42
1:A:46:G:H2'	1:A:366:C:C5	2.54	0.42
1:A:848:C:O2'	1:A:849:C:H5'	2.19	0.42

Continued on next page...

Continued from previous page...

Atom-1	Atom-2	Interatomic distance (Å)	Clash overlap (Å)
1:A:521:G:OP1	14:L:73:GLU:O	2.36	0.42
15:M:87:TYR:C	15:M:89:GLY:N	2.71	0.42
8:F:55:ASP:CB	8:F:86:ARG:HH12	2.31	0.42
13:K:13:GLN:HA	13:K:75:TYR:O	2.19	0.42
6:D:36:ARG:HA	6:D:38:TYR:CE2	2.55	0.42
1:A:958:A:N3	1:A:985:C:O2'	2.45	0.42
4:B:212:GLN:HE22	4:B:216:SER:HB3	1.81	0.42
4:B:24:TRP:CZ3	4:B:26:PRO:HA	2.55	0.42
4:B:16:HIS:CB	4:B:44:LEU:HD21	2.48	0.42
12:J:38:ILE:HD12	12:J:71:LEU:CB	2.50	0.42
1:A:741:G:O2'	1:A:742:G:H5'	2.19	0.42
14:L:120:TYR:O	14:L:122:THR:N	2.52	0.42
14:L:53:ARG:HD2	14:L:93:LEU:HD21	2.00	0.42
9:G:149:ARG:HG2	13:K:59:TYR:CE1	2.55	0.42
1:A:966:G:H2'	1:A:967:C:O4'	2.19	0.42
21:S:45:VAL:HA	21:S:62:ILE:HG22	2.02	0.42
1:A:791:G:H2'	1:A:792:A:H5''	2.00	0.42
4:B:230:VAL:CG1	4:B:231:GLU:N	2.81	0.42
5:C:30:ARG:CB	5:C:30:ARG:CZ	2.98	0.42
1:A:587:G:OP1	10:H:89:PRO:HB3	2.19	0.42
1:A:1453:G:H2'	1:A:1454:G:O4'	2.20	0.42
1:A:1455:G:O2'	1:A:1459:C:H5'	2.19	0.42
4:B:16:HIS:NE2	4:B:214:ILE:HG12	2.35	0.42
15:M:9:ILE:N	15:M:9:ILE:HD12	2.34	0.42
1:A:1305:G:H5'	23:V:4:GLY:HA3	1.99	0.42
1:A:990:C:H5''	1:A:1018:C:H5'	2.02	0.42
13:K:14:VAL:O	13:K:15:ALA:HB3	2.19	0.42
13:K:110:ASP:HB2	20:R:88:LYS:HZ1	1.82	0.42
4:B:170:GLU:O	4:B:173:ALA:HB3	2.19	0.42
1:A:420:U:H5'	1:A:424:G:H1'	2.01	0.42
1:A:1511:G:H2'	1:A:1512:U:O4'	2.19	0.42
1:A:624:C:O2'	1:A:625:G:H5'	2.19	0.42
1:A:1237:C:C4'	1:A:1334:G:H21	2.33	0.42
20:R:26:LEU:HD21	20:R:39:VAL:CG2	2.50	0.42
18:P:6:LEU:HD21	18:P:73:LEU:HD11	2.02	0.42
13:K:126:ARG:HB3	13:K:127:LYS:H	1.48	0.42
1:A:1205:U:O2'	5:C:195:VAL:CG2	2.68	0.42
22:T:49:ALA:O	22:T:52:ALA:HB3	2.20	0.42
19:Q:76:LEU:C	19:Q:76:LEU:CD2	2.87	0.42
1:A:412:A:H2'	1:A:413:G:C5'	2.50	0.42
1:A:397:A:H5'	1:A:398:C:P	2.60	0.42

Continued on next page...

Continued from previous page...

Atom-1	Atom-2	Interatomic distance (Å)	Clash overlap (Å)
16:N:47:LEU:O	16:N:50:LYS:N	2.52	0.42
1:A:1415:G:C4	1:A:1416:G:C8	3.06	0.42
1:A:1416:G:C2	1:A:1485:U:O2	2.73	0.42
1:A:439:A:H2'	1:A:440:A:O4'	2.20	0.42
1:A:1470:G:O2'	1:A:1471:G:H5'	2.18	0.42
11:I:23:ASN:ND2	11:I:23:ASN:O	2.52	0.42
5:C:14:ILE:CG2	5:C:15:THR:N	2.72	0.42
1:A:929:G:H5''	1:A:1533:C:C6	2.54	0.42
4:B:77:ALA:HB3	4:B:211:ILE:HG21	2.02	0.42
1:A:1250:A:H2'	1:A:1251:A:C8	2.54	0.42
1:A:1346:A:C5	9:G:10:ARG:NH2	2.88	0.42
12:J:90:LEU:N	12:J:91:PRO:CD	2.61	0.42
1:A:1305:G:H5''	23:V:4:GLY:HA3	1.99	0.42
11:I:84:ALA:C	11:I:86:VAL:N	2.73	0.42
23:V:6:ARG:O	23:V:8:THR:N	2.45	0.42
1:A:320:C:H2'	1:A:321:A:C8	2.54	0.42
8:F:31:GLU:CA	8:F:35:ALA:HB2	2.47	0.42
9:G:116:ALA:O	9:G:119:ARG:HB2	2.19	0.42
5:C:92:ALA:O	5:C:93:LYS:C	2.58	0.42
1:A:1505:G:H3'	1:A:1505:G:C8	2.54	0.42
15:M:72:ALA:O	15:M:76:ALA:HB3	2.20	0.42
6:D:207:TYR:C	6:D:209:ARG:N	2.73	0.42
1:A:114:U:H2'	1:A:115:G:C8	2.55	0.42
7:E:15:ARG:HG3	7:E:15:ARG:HH11	1.84	0.42
1:A:1303:C:N4	1:A:1304:G:C6	2.87	0.42
16:N:3:ARG:O	16:N:4:LYS:C	2.57	0.42
1:A:300:A:H1'	1:A:565:U:O2	2.20	0.42
5:C:34:LEU:HD12	16:N:25:VAL:HG21	2.02	0.42
1:A:602:A:C2	1:A:637:G:C2	3.07	0.42
11:I:40:LEU:O	11:I:41:VAL:C	2.57	0.42
1:A:105:G:H2'	1:A:106:C:C6	2.54	0.42
15:M:110:ARG:CG	15:M:110:ARG:HH11	2.32	0.42
1:A:928:G:H4'	1:A:1533:C:C5'	2.29	0.42
1:A:458:C:C2'	1:A:459:G:H8	2.33	0.42
22:T:54:LYS:CE	22:T:100:ILE:HD12	2.48	0.42
19:Q:69:LYS:C	19:Q:70:ARG:HD2	2.40	0.42
5:C:132:ARG:O	5:C:136:GLN:N	2.47	0.42
4:B:44:LEU:O	4:B:47:THR:N	2.53	0.42
4:B:87:ARG:O	4:B:88:ALA:HB2	2.20	0.42
11:I:42:ARG:O	11:I:44:VAL:N	2.52	0.42
11:I:44:VAL:O	11:I:51:ARG:NH1	2.52	0.42

Continued on next page...

Continued from previous page...

Atom-1	Atom-2	Interatomic distance (Å)	Clash overlap (Å)
1:A:1053:G:O6	1:A:1199:U:H2'	2.19	0.42
17:O:43:LEU:HD11	17:O:53:HIS:HA	2.01	0.42
1:A:475:G:C2'	1:A:476:G:H5''	2.47	0.42
1:A:737:A:H1'	8:F:73:ASN:ND2	2.34	0.42
20:R:17:SER:H	20:R:19:LYS:NZ	2.18	0.42
12:J:55:LYS:HG3	12:J:56:HIS:N	2.35	0.42
1:A:1396:A:H4'	1:A:1397:C:H5''	2.02	0.42
10:H:117:GLY:O	10:H:119:LEU:CD2	2.68	0.42
1:A:1377:A:O2'	9:G:2:ALA:HB3	2.20	0.42
1:A:1333:A:H2'	1:A:1334:G:O4'	2.20	0.42
1:A:47:C:H5''	1:A:365:U:C6	2.55	0.42
1:A:605:U:O2'	1:A:606:G:H5'	2.19	0.42
1:A:258:G:O2'	1:A:259:G:H5'	2.19	0.42
1:A:927:G:H2'	1:A:928:G:H8	1.85	0.42
7:E:70:PRO:O	7:E:77:PRO:HD3	2.20	0.42
4:B:103:THR:HA	4:B:180:LEU:HD11	2.01	0.42
18:P:21:VAL:HG21	18:P:59:TRP:CG	2.55	0.42
8:F:68:PRO:O	8:F:69:GLU:C	2.58	0.42
15:M:59:TYR:O	15:M:63:THR:HG21	2.20	0.42
6:D:180:GLY:O	6:D:181:MET:C	2.58	0.42
6:D:61:LYS:NZ	6:D:62:GLN:NE2	2.67	0.42
22:T:96:GLY:O	22:T:97:ALA:HB3	2.18	0.42
19:Q:81:ARG:HB2	19:Q:81:ARG:CZ	2.50	0.42
22:T:39:LYS:HE3	22:T:55:ILE:HD13	2.02	0.42
3:X:36:U:H2'	3:X:37:T6A:C8	2.52	0.42
19:Q:40:LYS:HD3	19:Q:42:TYR:OH	2.19	0.42
1:A:1256:A:H2	1:A:1277:C:C4	2.38	0.42
23:V:17:THR:O	23:V:22:ARG:HD3	2.20	0.42
1:A:602:A:H2'	1:A:603:U:O4'	2.20	0.42
1:A:904:C:O2'	1:A:905:U:H5'	2.20	0.42
1:A:532:A:H2'	1:A:533:A:OP1	2.20	0.42
13:K:97:ALA:O	13:K:98:LEU:C	2.57	0.42
6:D:101:LEU:HD12	6:D:101:LEU:O	2.19	0.42
1:A:462:G:O2'	18:P:82:GLN:NE2	2.53	0.42
11:I:118:LYS:HZ2	11:I:118:LYS:HB2	1.85	0.42
7:E:76:ILE:HG23	7:E:142:LEU:HD13	2.01	0.42
4:B:32:ILE:HD13	4:B:40:HIS:CD2	2.55	0.42
19:Q:102:GLY:O	19:Q:103:GLY:O	2.38	0.42
17:O:21:ASP:OD1	17:O:24:SER:HB3	2.20	0.42
11:I:78:LYS:HD2	11:I:78:LYS:O	2.20	0.42
1:A:1037:C:H2'	1:A:1038:C:C6	2.55	0.42

Continued on next page...

Continued from previous page...

Atom-1	Atom-2	Interatomic distance (Å)	Clash overlap (Å)
1:A:409:G:OP2	1:A:431:A:C5'	2.57	0.42
7:E:50:GLU:OE1	7:E:53:LEU:HD12	2.20	0.42
16:N:29:ARG:HB3	16:N:40:CYS:CB	2.49	0.42
1:A:1054:C:H2'	1:A:1055:A:H5''	2.01	0.42
5:C:46:GLU:C	5:C:48:TYR:H	2.23	0.42
20:R:47:THR:CG2	20:R:83:GLU:H	2.33	0.42
10:H:82:HIS:CG	10:H:83:ILE:H	2.38	0.42
1:A:1520:G:H2'	1:A:1521:G:C8	2.55	0.42
6:D:110:PHE:N	6:D:110:PHE:CD1	2.87	0.42
1:A:665:A:H2'	1:A:725:G:N2	2.35	0.42
20:R:44:LEU:HD23	20:R:50:ILE:HA	2.01	0.42
1:A:559:A:P	7:E:126:ARG:NH2	2.93	0.42
1:A:604:G:H2'	1:A:605:U:H6	1.84	0.42
1:A:833:U:H2'	1:A:834:C:C6	2.54	0.42
1:A:851:G:O2'	1:A:852:G:H5'	2.19	0.42
1:A:440:A:C6	1:A:495:U:C2	3.08	0.42
1:A:735:C:H1'	20:R:75:ILE:HD11	2.02	0.42
1:A:1349:A:C6	1:A:1374:A:C8	3.08	0.41
1:A:965:A:N1	1:A:969:A:C2	2.88	0.41
8:F:74:ASP:O	8:F:77:ARG:N	2.53	0.41
1:A:358:U:H2'	1:A:359:U:C6	2.55	0.41
1:A:454:C:H4'	18:P:68:ASP:OD2	2.20	0.41
8:F:52:ILE:O	8:F:53:ALA:HB3	2.20	0.41
1:A:768:A:H4'	1:A:1523:G:N2	2.35	0.41
6:D:102:ASP:CG	6:D:103:ASN:N	2.74	0.41
1:A:923:A:O4'	1:A:1398:A:C2	2.72	0.41
1:A:625:G:OP1	18:P:9:PHE:O	2.38	0.41
1:A:1284:C:H3'	1:A:1285:A:C8	2.55	0.41
10:H:11:THR:CB	10:H:14:ARG:HH12	2.32	0.41
4:B:78:GLN:HG2	4:B:94:ASN:OD1	2.20	0.41
1:A:992:U:O2'	1:A:993:G:OP2	2.32	0.41
1:A:836:G:H2'	1:A:837:G:H8	1.85	0.41
1:A:1539:C:O2	9:G:82:GLY:HA3	2.20	0.41
13:K:48:ILE:CD1	13:K:63:LEU:HB2	2.50	0.41
7:E:82:VAL:HG11	7:E:134:ALA:O	2.20	0.41
16:N:60:SER:O	16:N:61:TRP:HB3	2.20	0.41
14:L:86:ARG:O	14:L:86:ARG:HG3	2.19	0.41
4:B:201:ILE:HG21	4:B:214:ILE:HG21	2.02	0.41
4:B:53:ARG:O	4:B:56:ARG:HB3	2.21	0.41
15:M:67:GLU:O	15:M:68:GLY:C	2.58	0.41
11:I:28:VAL:O	11:I:29:ASN:HB2	2.20	0.41

Continued on next page...

Continued from previous page...

Atom-1	Atom-2	Interatomic distance (Å)	Clash overlap (Å)
16:N:17:LYS:HG3	16:N:18:VAL:N	2.34	0.41
14:L:119:LYS:CD	14:L:119:LYS:N	2.83	0.41
1:A:782:A:H2'	1:A:783:C:O4'	2.20	0.41
4:B:169:LYS:HD3	4:B:170:GLU:OE2	2.20	0.41
1:A:915:A:H2'	1:A:916:G:H5'	2.02	0.41
1:A:575:G:C5	1:A:881:G:C2	3.07	0.41
16:N:5:ALA:C	16:N:7:ILE:H	2.23	0.41
1:A:673:G:N2	1:A:674:G:C2	2.87	0.41
17:O:32:LEU:O	17:O:33:THR:C	2.59	0.41
1:A:484:G:H5'	1:A:486:U:O4'	2.20	0.41
1:A:754:C:C3'	1:A:754:C:O2	2.67	0.41
1:A:536:C:H2'	1:A:537:G:C8	2.56	0.41
8:F:15:ASP:OD1	8:F:17:SER:HB2	2.20	0.41
6:D:194:LEU:HD22	6:D:194:LEU:N	2.35	0.41
15:M:16:ASP:OD1	15:M:16:ASP:N	2.47	0.41
4:B:137:ARG:HA	4:B:140:HIS:CD2	2.55	0.41
4:B:75:LYS:O	4:B:76:GLN:C	2.59	0.41
11:I:118:LYS:O	11:I:119:ALA:CB	2.64	0.41
12:J:32:ALA:C	12:J:34:VAL:H	2.23	0.41
9:G:23:VAL:HG12	9:G:27:ILE:HD11	2.02	0.41
22:T:77:ALA:O	22:T:78:ALA:C	2.58	0.41
1:A:376:G:N3	1:A:389:A:C2	2.88	0.41
6:D:10:ARG:O	6:D:13:ARG:N	2.53	0.41
15:M:59:TYR:O	15:M:63:THR:CG2	2.69	0.41
16:N:11:LYS:C	16:N:13:THR:N	2.74	0.41
6:D:110:PHE:N	6:D:110:PHE:HD1	2.18	0.41
7:E:20:GLN:C	7:E:21:ALA:O	2.58	0.41
8:F:63:TYR:HD1	8:F:63:TYR:N	2.18	0.41
6:D:146:ILE:N	6:D:146:ILE:CD1	2.82	0.41
1:A:1050:G:O2'	1:A:1051:C:H5'	2.21	0.41
10:H:45:ILE:C	10:H:47:GLY:N	2.73	0.41
1:A:1255:G:O2'	1:A:1258:G:N3	2.51	0.41
1:A:662:G:H2'	1:A:663:A:C8	2.56	0.41
1:A:778:G:O2'	1:A:779:C:H5'	2.20	0.41
7:E:131:ILE:HD13	7:E:131:ILE:HA	1.82	0.41
1:A:1112:C:O2	5:C:178:LEU:O	2.39	0.41
4:B:215:LEU:O	4:B:218:ALA:HB3	2.20	0.41
11:I:42:ARG:O	11:I:45:ALA:N	2.42	0.41
1:A:276:G:O2'	1:A:277:C:H5'	2.21	0.41
14:L:83:VAL:CG2	14:L:100:ILE:HG23	2.50	0.41
1:A:924:C:H5'	1:A:1399:C:OP2	2.20	0.41

Continued on next page...

Continued from previous page...

Atom-1	Atom-2	Interatomic distance (Å)	Clash overlap (Å)
1:A:129:U:O2'	1:A:130:A:H2'	2.20	0.41
1:A:974:A:OP1	1:A:974:A:C8	2.73	0.41
1:A:851:G:H2'	1:A:852:G:H8	1.85	0.41
7:E:131:ILE:O	7:E:134:ALA:HB3	2.20	0.41
6:D:176:LEU:HA	6:D:183:GLY:HA2	2.01	0.41
5:C:172:ARG:HB3	5:C:172:ARG:NH1	2.35	0.41
4:B:118:LEU:HD13	4:B:142:LEU:HB2	2.02	0.41
4:B:26:PRO:C	4:B:28:PHE:H	2.23	0.41
4:B:55:PHE:O	4:B:56:ARG:C	2.57	0.41
4:B:8:LYS:O	4:B:9:GLU:C	2.58	0.41
19:Q:95:TYR:O	19:Q:98:LEU:HD12	2.20	0.41
11:I:47:LEU:C	11:I:49:PRO:HD2	2.41	0.41
10:H:20:TYR:CE1	10:H:78:GLN:NE2	2.88	0.41
5:C:113:ALA:O	5:C:114:PRO:C	2.58	0.41
5:C:83:ARG:NH1	5:C:83:ARG:HG3	2.35	0.41
9:G:50:ILE:O	9:G:54:THR:HB	2.21	0.41
1:A:163:C:H2'	1:A:164:U:H5'	1.98	0.41
1:A:22:G:H4'	1:A:885:G:C8	2.55	0.41
1:A:1085:U:C2	1:A:1094:G:O6	2.73	0.41
5:C:33:LEU:CD2	16:N:53:LEU:HD21	2.51	0.41
16:N:53:LEU:HB3	16:N:56:VAL:HB	2.02	0.41
1:A:692:U:H1'	1:A:695:A:N7	2.36	0.41
10:H:134:ILE:HD12	10:H:134:ILE:HA	1.81	0.41
1:A:323:U:H2'	1:A:324:G:O4'	2.20	0.41
1:A:346:G:O2'	1:A:347:G:H5'	2.18	0.41
4:B:70:PHE:CD1	4:B:70:PHE:N	2.89	0.41
1:A:458:C:H2'	1:A:459:G:O4'	2.20	0.41
1:A:1302:U:H5	15:M:17:VAL:HG21	1.85	0.41
12:J:78:ASN:O	12:J:82:ILE:HD12	2.20	0.41
1:A:1227:A:C8	1:A:1227:A:C3'	3.04	0.41
11:I:48:GLU:OE2	11:I:51:ARG:HD2	2.20	0.41
6:D:105:VAL:HG12	6:D:117:ALA:CB	2.51	0.41
13:K:67:ASP:CG	13:K:71:LYS:HE3	2.41	0.41
6:D:125:HIS:HA	6:D:149:ALA:HB3	2.03	0.41
1:A:128:G:C6	1:A:129:U:C4	3.09	0.41
1:A:103:C:P	22:T:17:ARG:NH1	2.92	0.41
10:H:35:ILE:O	10:H:36:LEU:C	2.58	0.41
1:A:1151:A:H5''	12:J:42:THR:OG1	2.21	0.41
1:A:1234:C:C2'	1:A:1235:U:H5'	2.51	0.41
1:A:1451:A:O3'	1:A:1452:C:H6	2.04	0.41
5:C:51:GLY:O	5:C:53:ALA:N	2.44	0.41

Continued on next page...

Continued from previous page...

Atom-1	Atom-2	Interatomic distance (Å)	Clash overlap (Å)
6:D:54:TYR:O	6:D:55:ALA:C	2.58	0.41
15:M:31:LYS:O	15:M:35:GLU:OE1	2.39	0.41
1:A:778:G:H1'	13:K:119:CYS:HB3	2.03	0.41
23:V:13:ILE:O	23:V:16:GLY:N	2.39	0.41
15:M:70:LEU:HD23	15:M:70:LEU:O	2.20	0.41
5:C:15:THR:HB	5:C:181:ASN:HB2	2.02	0.41
19:Q:60:ILE:CD1	19:Q:61:GLU:N	2.84	0.41
11:I:107:ARG:CB	11:I:107:ARG:NH1	2.84	0.41
4:B:18:GLY:CA	4:B:41:ILE:HG23	2.49	0.41
19:Q:34:LYS:HG3	19:Q:34:LYS:O	2.21	0.41
11:I:17:VAL:HG11	11:I:81:ILE:CA	2.50	0.41
7:E:54:ALA:O	7:E:58:ALA:N	2.44	0.41
1:A:664:G:N2	1:A:741:G:H1	2.07	0.41
1:A:376:G:H5''	18:P:5:ARG:HD2	2.01	0.41
9:G:75:VAL:O	9:G:75:VAL:CG1	2.68	0.41
5:C:6:HIS:HD2	5:C:7:PRO:HD2	1.85	0.41
6:D:202:LEU:O	6:D:205:GLU:N	2.53	0.41
15:M:73:GLU:O	15:M:74:VAL:C	2.59	0.41
7:E:24:ARG:CB	7:E:24:ARG:NH1	2.84	0.41
1:A:748:C:O2'	1:A:749:C:H6	2.03	0.41
1:A:533:A:C6	1:A:536:C:N3	2.88	0.41
4:B:144:ARG:CG	4:B:145:LEU:N	2.83	0.41
7:E:77:PRO:HD2	7:E:142:LEU:HD13	2.03	0.41
7:E:9:LYS:NZ	7:E:111:GLU:OE1	2.53	0.41
4:B:102:LEU:CD1	4:B:102:LEU:N	2.84	0.41
1:A:760:G:N3	19:Q:103:GLY:HA3	2.36	0.41
1:A:1096:C:H2'	1:A:1097:C:C6	2.55	0.41
11:I:46:ALA:C	11:I:48:GLU:H	2.23	0.41
7:E:50:GLU:O	7:E:51:VAL:C	2.59	0.41
5:C:64:VAL:CB	5:C:99:VAL:HG11	2.50	0.41
9:G:38:LEU:O	9:G:40:ALA:N	2.54	0.41
1:A:1220:G:O2'	1:A:1221:G:H5'	2.20	0.41
1:A:628:G:H2'	1:A:629:G:C8	2.55	0.41
1:A:994:A:N7	1:A:1216:G:H4'	2.36	0.41
1:A:1048:G:OP1	16:N:3:ARG:HA	2.21	0.41
1:A:674:G:H2'	1:A:675:A:H8	1.86	0.41
1:A:1431:C:O2'	1:A:1432:G:H5'	2.21	0.41
15:M:80:ARG:C	15:M:82:MET:H	2.23	0.41
6:D:173:TRP:O	6:D:186:LEU:HB2	2.20	0.41
19:Q:13:ASP:OD2	19:Q:13:ASP:O	2.39	0.41
21:S:74:PHE:N	21:S:74:PHE:CD1	2.88	0.41

Continued on next page...

Continued from previous page...

Atom-1	Atom-2	Interatomic distance (Å)	Clash overlap (Å)
4:B:128:GLU:HA	4:B:135:GLN:NE2	2.35	0.41
1:A:253:U:H2'	1:A:254:G:H8	1.86	0.41
14:L:46:LYS:HG3	14:L:47:LYS:N	2.36	0.41
5:C:133:ALA:O	5:C:137:ALA:N	2.41	0.41
9:G:31:MET:HA	9:G:39:ALA:HB2	2.03	0.41
4:B:87:ARG:HH11	4:B:233:SER:HA	1.85	0.41
4:B:30:ARG:C	4:B:32:ILE:H	2.23	0.41
4:B:27:LYS:NZ	4:B:193:ASP:OD2	2.53	0.41
11:I:44:VAL:O	11:I:51:ARG:NH2	2.54	0.41
1:A:1035:A:C2'	1:A:1036:G:H5'	2.51	0.41
18:P:58:TYR:O	18:P:61:SER:N	2.54	0.41
16:N:29:ARG:HH11	16:N:29:ARG:HG2	1.85	0.41
1:A:1240:U:P	9:G:116:ALA:HB2	2.61	0.41
5:C:39:ILE:HD12	5:C:57:ILE:CD1	2.51	0.41
1:A:1231:G:H2'	1:A:1232:U:C6	2.56	0.41
11:I:8:GLY:HA3	11:I:79:LEU:HB3	2.02	0.41
14:L:111:LYS:O	14:L:112:ASP:HB2	2.21	0.41
1:A:802:A:H2'	1:A:803:G:C5'	2.50	0.41
6:D:153:ARG:CD	6:D:181:MET:HE3	2.50	0.41
6:D:61:LYS:HZ1	6:D:62:GLN:NE2	2.19	0.41
18:P:51:VAL:O	18:P:52:ASP:C	2.58	0.41
1:A:792:A:H1'	1:A:794:A:N7	2.36	0.41
1:A:1207:G:O2'	1:A:1208:C:H5'	2.20	0.41
1:A:1321:C:C5	1:A:1322:C:C2	3.09	0.41
12:J:16:LEU:O	12:J:19:SER:N	2.54	0.41
1:A:353:A:C8	1:A:353:A:C5'	3.03	0.41
5:C:8:ILE:HG22	5:C:9:GLY:N	2.36	0.41
1:A:443:C:H2'	1:A:444:C:C6	2.56	0.41
1:A:1048:G:H1'	1:A:1215:G:H5'	2.02	0.41
19:Q:51:TYR:C	19:Q:52:LYS:HD2	2.41	0.41
15:M:58:GLU:OE2	15:M:58:GLU:HA	2.21	0.41
12:J:47:PHE:CD2	16:N:34:TYR:HE2	2.39	0.41
1:A:1424:C:H2'	1:A:1425:U:H6	1.84	0.41
6:D:63:LYS:HD2	6:D:198:VAL:HG22	2.02	0.41
6:D:11:LEU:HD22	6:D:66:ARG:CZ	2.50	0.41
13:K:26:ASN:O	13:K:27:ASN:CB	2.68	0.41
5:C:13:GLY:HA2	16:N:57:ARG:CZ	2.51	0.41
1:A:165:C:C2	1:A:166:G:C8	3.08	0.41
4:B:134:GLU:HG2	4:B:137:ARG:HH21	1.86	0.41
7:E:107:ARG:HG2	7:E:111:GLU:OE1	2.20	0.41
9:G:66:VAL:HG12	9:G:70:LYS:HE3	2.02	0.41

Continued on next page...

Continued from previous page...

Atom-1	Atom-2	Interatomic distance (Å)	Clash overlap (Å)
19:Q:37:LYS:O	19:Q:38:ARG:HB2	2.21	0.41
15:M:67:GLU:HB3	15:M:68:GLY:H	1.46	0.41
1:A:1096:C:H2'	1:A:1097:C:H6	1.85	0.41
11:I:70:LYS:O	11:I:74:ILE:HG13	2.21	0.41
1:A:1229:A:C2	1:A:1230:C:C4	3.09	0.41
14:L:70:ILE:HG12	14:L:100:ILE:HD12	2.02	0.41
1:A:1360:A:C2'	1:A:1361:G:C8	3.00	0.41
20:R:53:ARG:O	20:R:54:ARG:C	2.58	0.41
22:T:61:SER:O	22:T:63:ILE:N	2.54	0.41
6:D:148:VAL:HG11	6:D:158:ILE:HD13	2.03	0.41
18:P:20:VAL:HG21	18:P:32:TYR:CD2	2.55	0.41
9:G:124:LEU:O	9:G:127:ALA:HB3	2.20	0.41
1:A:791:G:N2	1:A:1497:G:O3'	2.54	0.41
1:A:1223:C:H3'	1:A:1224:G:H5''	2.03	0.41
1:A:1320:C:H2'	1:A:1321:C:O4'	2.20	0.41
19:Q:76:LEU:HD23	19:Q:77:VAL:N	2.36	0.41
6:D:52:SER:O	6:D:54:TYR:N	2.54	0.41
1:A:1544:U:O3'	2:W:1:A:C5'	2.68	0.41
2:W:1:A:H2'	2:W:2:A:H5'	2.03	0.41
9:G:32:ARG:HE	9:G:32:ARG:HB3	1.75	0.41
1:A:1469:G:O2'	1:A:1470:G:H5'	2.21	0.41
1:A:265:G:H2'	1:A:267:C:H5	1.86	0.40
4:B:107:THR:O	4:B:108:ILE:C	2.59	0.40
4:B:97:TRP:CE3	4:B:98:LEU:O	2.74	0.40
4:B:68:ILE:HB	4:B:90:MET:HE3	2.03	0.40
19:Q:104:LYS:HD3	19:Q:104:LYS:C	2.42	0.40
15:M:22:ILE:CD1	15:M:25:ILE:HD12	2.51	0.40
1:A:1152:A:H5''	12:J:13:HIS:CG	2.55	0.40
11:I:46:ALA:O	11:I:78:LYS:HG2	2.21	0.40
11:I:59:PHE:HZ	11:I:88:TYR:CZ	2.39	0.40
1:A:1017:G:H2'	1:A:1018:C:C6	2.56	0.40
5:C:164:ARG:HH11	5:C:164:ARG:HB3	1.86	0.40
7:E:12:LEU:N	7:E:12:LEU:HD13	2.35	0.40
22:T:80:ARG:O	22:T:81:LYS:C	2.60	0.40
1:A:1221:G:OP1	21:S:36:ARG:HD3	2.21	0.40
8:F:91:VAL:HG12	8:F:92:LYS:N	2.36	0.40
1:A:109:A:C6	1:A:326:G:C6	3.09	0.40
22:T:91:LEU:HD23	22:T:91:LEU:N	2.36	0.40
22:T:22:ARG:C	22:T:24:LEU:N	2.73	0.40
1:A:961:U:O2'	1:A:962:C:H5'	2.21	0.40
1:A:1129:C:OP1	11:I:62:TYR:OH	2.37	0.40

Continued on next page...

Continued from previous page...

Atom-1	Atom-2	Interatomic distance (Å)	Clash overlap (Å)
1:A:937:A:C2	1:A:1379:G:C6	3.09	0.40
10:H:80:ILE:O	10:H:80:ILE:HG22	2.20	0.40
5:C:180:ALA:HA	5:C:206:GLU:HA	2.03	0.40
4:B:137:ARG:C	4:B:139:LYS:N	2.73	0.40
4:B:139:LYS:HD3	4:B:139:LYS:C	2.41	0.40
5:C:167:TRP:HB3	5:C:168:ALA:H	1.44	0.40
9:G:21:VAL:CG2	9:G:22:LEU:N	2.85	0.40
4:B:16:HIS:O	4:B:17:PHE:C	2.59	0.40
4:B:69:LEU:HD22	4:B:71:VAL:HG13	2.02	0.40
4:B:81:VAL:C	4:B:83:MET:N	2.74	0.40
15:M:25:ILE:HG22	15:M:26:GLY:N	2.37	0.40
1:A:741:G:H5'	17:O:39:LEU:HD12	2.03	0.40
1:A:1064:G:N2	1:A:1190:G:C2'	2.84	0.40
1:A:1240:U:OP2	9:G:116:ALA:HB2	2.21	0.40
5:C:40:ARG:HG3	5:C:40:ARG:HH11	1.87	0.40
1:A:1229:A:C4	1:A:1230:C:C5	3.09	0.40
1:A:1140:C:H2'	1:A:1141:C:C5	2.53	0.40
16:N:8:GLU:O	16:N:9:LYS:C	2.59	0.40
14:L:69:TYR:CD2	14:L:70:ILE:N	2.89	0.40
13:K:29:ILE:HD12	13:K:30:VAL:N	2.36	0.40
15:M:44:ARG:HB3	15:M:46:LYS:HG2	2.04	0.40
6:D:61:LYS:HD2	6:D:207:TYR:CZ	2.56	0.40
6:D:61:LYS:O	6:D:62:GLN:C	2.59	0.40
18:P:39:TYR:CE2	18:P:41:PRO:HG3	2.56	0.40
1:A:559:A:OP2	7:E:126:ARG:NH2	2.54	0.40
13:K:54:ARG:O	13:K:57:THR:HG22	2.20	0.40
1:A:1241:G:H2'	1:A:1242:C:H6	1.86	0.40
1:A:651:C:O2'	1:A:652:U:H5'	2.22	0.40
12:J:80:LYS:HA	12:J:83:GLU:CB	2.51	0.40
15:M:31:LYS:O	15:M:32:GLU:C	2.57	0.40
1:A:788:U:O2'	1:A:789:U:H5'	2.21	0.40
6:D:33:MET:O	6:D:35:ARG:N	2.54	0.40
12:J:64:GLU:HG2	16:N:59:ALA:HA	2.02	0.40
4:B:76:GLN:NE2	4:B:207:ALA:N	2.70	0.40
19:Q:97:SER:CB	19:Q:103:GLY:C	2.89	0.40
15:M:19:LEU:O	15:M:22:ILE:CG1	2.69	0.40
6:D:116:GLN:O	6:D:117:ALA:C	2.59	0.40
18:P:55:ARG:O	18:P:56:ALA:C	2.58	0.40
5:C:58:GLU:HB2	5:C:65:ALA:HB2	2.03	0.40
14:L:71:PRO:HB2	14:L:120:TYR:CE2	2.55	0.40
21:S:4:SER:O	21:S:5:LEU:CG	2.69	0.40

Continued on next page...

Continued from previous page...

Atom-1	Atom-2	Interatomic distance (Å)	Clash overlap (Å)
6:D:100:ARG:HB3	6:D:102:ASP:OD1	2.21	0.40
1:A:270:A:H2'	1:A:271:C:C6	2.57	0.40
1:A:339:C:H2'	1:A:340:U:C6	2.57	0.40
1:A:960:U:O2	1:A:960:U:H5'	2.21	0.40
12:J:16:LEU:C	12:J:18:ALA:N	2.74	0.40
1:A:1014:A:H2	1:A:1219:U:H1'	1.87	0.40
7:E:143:ARG:NH1	10:H:77:GLU:OE2	2.52	0.40
1:A:604:G:C5	1:A:605:U:C5	3.09	0.40
1:A:637:G:O2'	1:A:638:G:H5'	2.20	0.40
1:A:682:G:O2'	1:A:683:G:H5'	2.21	0.40
1:A:671:G:H2'	1:A:672:U:O4'	2.22	0.40
4:B:131:PRO:C	4:B:133:LYS:N	2.74	0.40
1:A:925:G:C6	1:A:927:G:N7	2.89	0.40
1:A:190(L):U:H3	22:T:105:SER:CB	2.33	0.40
1:A:1348:U:H2'	1:A:1349:A:H8	1.86	0.40
4:B:223:ILE:O	4:B:226:ARG:HB2	2.22	0.40
4:B:194:PRO:C	4:B:196:LEU:H	2.24	0.40
1:A:953:G:O2'	15:M:125:ARG:HA	2.21	0.40
1:A:664:G:OP1	20:R:64:ARG:HD2	2.21	0.40
8:F:37:VAL:O	8:F:39:LYS:N	2.54	0.40
7:E:32:VAL:O	7:E:43:LEU:HD23	2.21	0.40
11:I:76:ALA:O	11:I:79:LEU:N	2.54	0.40
15:M:69:GLU:HG2	15:M:69:GLU:O	2.21	0.40
22:T:36:LEU:HD12	22:T:62:LEU:CD1	2.51	0.40
17:O:76:GLU:HA	17:O:79:ARG:NH2	2.31	0.40
1:A:1345:U:C4	1:A:1377:A:N3	2.90	0.40
6:D:204:ILE:HG22	6:D:208:SER:OG	2.22	0.40
1:A:1427:U:H2'	1:A:1428:A:C8	2.57	0.40
13:K:86:GLY:N	13:K:112:THR:HG23	2.34	0.40
1:A:1184:G:OP1	1:A:1184:G:H3'	2.22	0.40
1:A:1192:C:H2'	1:A:1193:G:O4'	2.21	0.40
20:R:73:ALA:HB3	20:R:79:LEU:HD12	2.04	0.40
1:A:46:G:O2'	1:A:365:U:H1'	2.21	0.40
22:T:10:LEU:CD1	22:T:12:ALA:H	2.35	0.40
1:A:229:U:H2'	1:A:230:G:H8	1.87	0.40
4:B:168:THR:O	4:B:171:ALA:HB2	2.22	0.40
1:A:1347:G:C6	11:I:107:ARG:NH2	2.75	0.40
7:E:90:VAL:O	7:E:91:LEU:HD23	2.22	0.40
4:B:55:PHE:HA	4:B:58:ILE:HG13	2.04	0.40
6:D:112:VAL:HG22	6:D:161:ASN:HD21	1.86	0.40
8:F:36:ARG:O	8:F:65:VAL:HA	2.22	0.40

Continued on next page...

Continued from previous page...

Atom-1	Atom-2	Interatomic distance (Å)	Clash overlap (Å)
7:E:12:LEU:N	7:E:12:LEU:CD1	2.85	0.40
5:C:40:ARG:HB3	5:C:44:GLU:CG	2.51	0.40
11:I:8:GLY:HA2	11:I:79:LEU:HB3	2.04	0.40
16:N:9:LYS:C	16:N:11:LYS:N	2.74	0.40
6:D:102:ASP:CG	6:D:103:ASN:H	2.25	0.40
6:D:108:LEU:O	6:D:165:MET:HE2	2.22	0.40
1:A:862:C:H2'	1:A:863:U:C6	2.57	0.40
1:A:718:G:C8	13:K:116:HIS:HB3	2.57	0.40
7:E:144:THR:HG22	7:E:146:ALA:HB3	2.04	0.40
4:B:45:GLN:HB3	4:B:49:GLU:OE2	2.21	0.40

There are no symmetry-related clashes.

5.3 Torsion angles [i](#)

5.3.1 Protein backbone [i](#)

In the following table, the Percentiles column shows the percent Ramachandran outliers of the chain as a percentile score with respect to all X-ray entries followed by that with respect to entries of similar resolution.

The Analysed column shows the number of residues for which the backbone conformation was analysed, and the total number of residues.

Mol	Chain	Analysed	Favoured	Allowed	Outliers	Percentiles	
4	B	232/256 (91%)	129 (56%)	80 (34%)	23 (10%)	1	4
5	C	204/239 (85%)	123 (60%)	48 (24%)	33 (16%)	0	1
6	D	206/209 (99%)	151 (73%)	38 (18%)	17 (8%)	1	7
7	E	148/162 (91%)	120 (81%)	18 (12%)	10 (7%)	1	11
8	F	99/101 (98%)	68 (69%)	24 (24%)	7 (7%)	1	10
9	G	153/156 (98%)	99 (65%)	41 (27%)	13 (8%)	1	6
10	H	136/138 (99%)	106 (78%)	25 (18%)	5 (4%)	4	28
11	I	125/128 (98%)	85 (68%)	27 (22%)	13 (10%)	1	4
12	J	96/105 (91%)	57 (59%)	23 (24%)	16 (17%)	0	1
13	K	117/129 (91%)	85 (73%)	26 (22%)	6 (5%)	2	20
14	L	122/135 (90%)	85 (70%)	24 (20%)	13 (11%)	0	3
15	M	123/126 (98%)	75 (61%)	30 (24%)	18 (15%)	0	1

Continued on next page...

Continued from previous page...

Mol	Chain	Analysed	Favoured	Allowed	Outliers	Percentiles	
16	N	58/61 (95%)	34 (59%)	16 (28%)	8 (14%)	0	1
17	O	86/89 (97%)	54 (63%)	28 (33%)	4 (5%)	3	22
18	P	81/88 (92%)	59 (73%)	16 (20%)	6 (7%)	1	10
19	Q	102/105 (97%)	75 (74%)	17 (17%)	10 (10%)	1	5
20	R	71/88 (81%)	50 (70%)	16 (22%)	5 (7%)	1	10
21	S	78/93 (84%)	56 (72%)	14 (18%)	8 (10%)	1	4
22	T	97/106 (92%)	56 (58%)	30 (31%)	11 (11%)	0	3
23	V	22/27 (82%)	18 (82%)	2 (9%)	2 (9%)	1	5
All	All	2356/2541 (93%)	1585 (67%)	543 (23%)	228 (10%)	1	5

All (228) Ramachandran outliers are listed below:

Mol	Chain	Res	Type
4	B	13	ALA
4	B	15	VAL
4	B	16	HIS
4	B	21	ARG
4	B	24	TRP
4	B	64	ARG
4	B	205	ASP
5	C	15	THR
5	C	16	ARG
5	C	52	LEU
5	C	53	ALA
5	C	61	ALA
5	C	100	ALA
5	C	179	ARG
5	C	189	ALA
6	D	9	CYS
6	D	32	ALA
6	D	36	ARG
6	D	88	VAL
7	E	78	HIS
8	F	35	ALA
8	F	64	GLN
9	G	116	ALA
9	G	155	ARG
10	H	83	ILE
10	H	91	ARG

Continued on next page...

Continued from previous page...

Mol	Chain	Res	Type
11	I	41	VAL
11	I	46	ALA
11	I	121	ARG
12	J	34	VAL
12	J	60	ARG
12	J	86	MET
12	J	90	LEU
14	L	27	LEU
14	L	28	LYS
14	L	41	ARG
14	L	47	LYS
14	L	48	PRO
14	L	80	HIS
14	L	87	GLY
14	L	115	LYS
14	L	121	GLY
14	L	123	LYS
15	M	3	ARG
15	M	27	LYS
15	M	67	GLU
15	M	74	VAL
15	M	86	CYS
16	N	29	ARG
16	N	59	ALA
19	Q	81	ARG
19	Q	97	SER
19	Q	103	GLY
20	R	19	LYS
21	S	5	LEU
21	S	6	LYS
21	S	43	GLU
22	T	11	SER
22	T	49	ALA
22	T	73	HIS
22	T	94	ALA
22	T	98	PRO
22	T	99	LEU
4	B	23	ARG
4	B	62	ALA
4	B	76	GLN
4	B	119	GLU
5	C	18	TRP

Continued on next page...

Continued from previous page...

Mol	Chain	Res	Type
5	C	26	LYS
5	C	60	ALA
5	C	91	LEU
5	C	96	GLY
5	C	102	ASN
5	C	150	LYS
5	C	187	ALA
5	C	188	LEU
6	D	10	ARG
6	D	23	GLY
6	D	25	ARG
6	D	89	THR
6	D	125	HIS
6	D	181	MET
7	E	153	LYS
9	G	68	ASN
9	G	153	HIS
11	I	43	ALA
11	I	56	LEU
11	I	94	ALA
12	J	4	ILE
12	J	26	ALA
12	J	27	ALA
12	J	72	VAL
12	J	85	LEU
13	K	75	TYR
13	K	88	GLY
13	K	126	ARG
15	M	63	THR
15	M	68	GLY
15	M	117	VAL
16	N	15	LYS
18	P	62	VAL
19	Q	49	GLU
19	Q	77	VAL
19	Q	80	GLY
19	Q	96	GLN
19	Q	99	SER
20	R	36	ASN
21	S	25	LYS
21	S	44	MET
22	T	101	GLY

Continued on next page...

Continued from previous page...

Mol	Chain	Res	Type
23	V	7	ARG
23	V	9	ARG
4	B	20	GLU
5	C	4	LYS
5	C	81	GLY
5	C	195	VAL
6	D	5	ILE
6	D	175	SER
7	E	16	THR
7	E	22	GLY
7	E	107	ARG
7	E	108	ALA
7	E	140	ARG
8	F	97	PHE
9	G	7	ALA
9	G	66	VAL
9	G	78	ARG
9	G	146	GLU
10	H	122	ARG
11	I	105	ASP
12	J	17	ASP
12	J	57	LYS
12	J	73	ASP
13	K	12	ARG
14	L	91	LYS
15	M	14	ARG
15	M	38	GLY
16	N	36	PHE
16	N	60	SER
17	O	13	GLN
18	P	64	ALA
18	P	82	GLN
19	Q	66	SER
20	R	26	LEU
21	S	72	GLY
22	T	86	ARG
4	B	74	LYS
4	B	131	PRO
4	B	202	PRO
5	C	47	LEU
5	C	146	ALA
5	C	157	ILE

Continued on next page...

Continued from previous page...

Mol	Chain	Res	Type
6	D	31	CYS
6	D	33	MET
8	F	38	GLU
8	F	70	ASP
9	G	37	ASN
9	G	109	ASN
9	G	134	ALA
10	H	46	LYS
11	I	45	ALA
11	I	47	LEU
11	I	107	ARG
11	I	127	LYS
12	J	20	ALA
12	J	40	LEU
15	M	34	LEU
15	M	100	GLY
15	M	125	ARG
16	N	6	LEU
17	O	46	HIS
19	Q	34	LYS
20	R	45	SER
21	S	42	PRO
22	T	9	ASN
4	B	88	ALA
4	B	95	GLN
4	B	113	HIS
4	B	130	ARG
4	B	177	ALA
4	B	229	VAL
5	C	49	SER
5	C	98	ASN
5	C	108	ASN
5	C	168	ALA
6	D	53	ASP
7	E	128	PRO
8	F	100	ASN
10	H	135	CYS
14	L	116	SER
15	M	4	ILE
15	M	28	ALA
15	M	73	GLU
15	M	107	ALA

Continued on next page...

Continued from previous page...

Mol	Chain	Res	Type
16	N	19	ARG
17	O	85	LEU
18	P	34	GLU
20	R	52	PRO
21	S	24	ALA
22	T	50	GLU
22	T	62	LEU
5	C	82	GLU
5	C	178	LEU
5	C	205	GLY
6	D	35	ARG
6	D	171	GLY
7	E	129	ILE
8	F	39	LYS
9	G	17	VAL
9	G	130	GLY
11	I	93	ARG
13	K	92	GLU
15	M	85	GLY
4	B	165	VAL
4	B	174	VAL
12	J	76	ASN
18	P	10	GLY
12	J	39	PRO
5	C	14	ILE
11	I	98	PRO
13	K	47	VAL
17	O	27	VAL
18	P	51	VAL
5	C	74	GLY
5	C	84	ILE
7	E	70	PRO
14	L	29	GLY
16	N	14	PRO

5.3.2 Protein sidechains ⓘ

In the following table, the Percentiles column shows the percent sidechain outliers of the chain as a percentile score with respect to all X-ray entries followed by that with respect to entries of similar resolution.

The Analysed column shows the number of residues for which the sidechain conformation was analysed, and the total number of residues.

Mol	Chain	Analysed	Rotameric	Outliers	Percentiles	
4	B	202/220 (92%)	181 (90%)	21 (10%)	9	34
5	C	160/188 (85%)	145 (91%)	15 (9%)	11	40
6	D	180/181 (99%)	164 (91%)	16 (9%)	12	43
7	E	115/123 (94%)	96 (84%)	19 (16%)	3	14
8	F	90/90 (100%)	83 (92%)	7 (8%)	16	51
9	G	126/127 (99%)	115 (91%)	11 (9%)	13	45
10	H	119/119 (100%)	107 (90%)	12 (10%)	9	36
11	I	98/99 (99%)	87 (89%)	11 (11%)	7	31
12	J	87/92 (95%)	85 (98%)	2 (2%)	58	85
13	K	90/99 (91%)	79 (88%)	11 (12%)	6	27
14	L	104/111 (94%)	100 (96%)	4 (4%)	40	76
15	M	100/101 (99%)	88 (88%)	12 (12%)	6	28
16	N	49/50 (98%)	47 (96%)	2 (4%)	37	75
17	O	79/80 (99%)	76 (96%)	3 (4%)	40	76
18	P	72/74 (97%)	66 (92%)	6 (8%)	14	48
19	Q	96/97 (99%)	90 (94%)	6 (6%)	22	62
20	R	64/77 (83%)	59 (92%)	5 (8%)	16	51
21	S	71/80 (89%)	63 (89%)	8 (11%)	7	31
22	T	75/82 (92%)	67 (89%)	8 (11%)	8	33
23	V	19/22 (86%)	18 (95%)	1 (5%)	28	68
All	All	1996/2112 (94%)	1816 (91%)	180 (9%)	12	42

All (180) residues with a non-rotameric sidechain are listed below:

Mol	Chain	Res	Type
4	B	9	GLU
4	B	15	VAL
4	B	23	ARG
4	B	24	TRP
4	B	25	ASN
4	B	64	ARG
4	B	76	GLN
4	B	92	TYR
4	B	102	LEU
4	B	114	ARG
4	B	117	GLU

Continued on next page...

Continued from previous page...

Mol	Chain	Res	Type
4	B	144	ARG
4	B	153	ARG
4	B	157	ARG
4	B	178	ARG
4	B	185	ILE
4	B	191	ASP
4	B	212	GLN
4	B	215	LEU
4	B	224	GLN
4	B	236	TYR
5	C	3	ASN
5	C	5	ILE
5	C	18	TRP
5	C	26	LYS
5	C	36	ASP
5	C	48	TYR
5	C	56	ASP
5	C	70	VAL
5	C	93	LYS
5	C	101	LEU
5	C	165	THR
5	C	167	TRP
5	C	190	ARG
5	C	196	LEU
5	C	204	LEU
6	D	9	CYS
6	D	10	ARG
6	D	15	GLU
6	D	17	VAL
6	D	25	ARG
6	D	36	ARG
6	D	38	TYR
6	D	42	GLN
6	D	57	ARG
6	D	105	VAL
6	D	106	TYR
6	D	112	VAL
6	D	118	ARG
6	D	122	ARG
6	D	156	GLU
6	D	199	ASN
7	E	12	LEU

Continued on next page...

Continued from previous page...

Mol	Chain	Res	Type
7	E	13	ILE
7	E	16	THR
7	E	31	LEU
7	E	38	GLN
7	E	41	VAL
7	E	43	LEU
7	E	47	LYS
7	E	53	LEU
7	E	73	ASN
7	E	79	GLU
7	E	80	ILE
7	E	82	VAL
7	E	89	ILE
7	E	107	ARG
7	E	120	THR
7	E	144	THR
7	E	147	ASP
7	E	150	ARG
8	F	10	LEU
8	F	24	GLU
8	F	28	ARG
8	F	30	LEU
8	F	63	TYR
8	F	82	ARG
8	F	98	LEU
9	G	8	GLU
9	G	16	LEU
9	G	38	LEU
9	G	45	ASP
9	G	72	ARG
9	G	124	LEU
9	G	126	ASP
9	G	148	ASN
9	G	149	ARG
9	G	155	ARG
9	G	156	TRP
10	H	26	VAL
10	H	50	ARG
10	H	51	VAL
10	H	81	HIS
10	H	88	LYS
10	H	91	ARG

Continued on next page...

Continued from previous page...

Mol	Chain	Res	Type
10	H	92	ARG
10	H	100	ILE
10	H	104	ARG
10	H	105	ARG
10	H	119	LEU
10	H	134	ILE
11	I	5	TYR
11	I	16	ARG
11	I	23	ASN
11	I	38	GLN
11	I	79	LEU
11	I	91	ASP
11	I	104	ARG
11	I	113	LYS
11	I	114	TYR
11	I	121	ARG
11	I	127	LYS
12	J	73	ASP
12	J	86	MET
13	K	13	GLN
13	K	29	ILE
13	K	30	VAL
13	K	41	THR
13	K	44	SER
13	K	57	THR
13	K	84	VAL
13	K	93	GLN
13	K	104	GLN
13	K	125	PHE
13	K	126	ARG
14	L	48	PRO
14	L	53	ARG
14	L	80	HIS
14	L	119	LYS
15	M	16	ASP
15	M	19	LEU
15	M	35	GLU
15	M	40	ASN
15	M	44	ARG
15	M	70	LEU
15	M	81	LEU
15	M	88	ARG

Continued on next page...

Continued from previous page...

Mol	Chain	Res	Type
15	M	106	ASN
15	M	110	ARG
15	M	115	LYS
15	M	125	ARG
16	N	7	ILE
16	N	9	LYS
17	O	10	LYS
17	O	34	LEU
17	O	56	LEU
18	P	2	VAL
18	P	62	VAL
18	P	68	ASP
18	P	74	LEU
18	P	81	ARG
18	P	82	GLN
19	Q	34	LYS
19	Q	60	ILE
19	Q	68	ARG
19	Q	74	LEU
19	Q	78	GLU
19	Q	98	LEU
20	R	18	ARG
20	R	28	GLU
20	R	31	LEU
20	R	36	ASN
20	R	54	ARG
21	S	6	LYS
21	S	7	LYS
21	S	12	ASP
21	S	34	TRP
21	S	36	ARG
21	S	41	VAL
21	S	42	PRO
21	S	61	TYR
22	T	9	ASN
22	T	13	LEU
22	T	42	GLN
22	T	45	GLN
22	T	62	LEU
22	T	74	LYS
22	T	75	ASN
22	T	80	ARG

Continued on next page...

Continued from previous page...

Mol	Chain	Res	Type
23	V	24	ARG

Some sidechains can be flipped to improve hydrogen bonding and reduce clashes. All (59) such sidechains are listed below:

Mol	Chain	Res	Type
4	B	25	ASN
4	B	40	HIS
4	B	140	HIS
4	B	212	GLN
4	B	240	GLN
5	C	6	HIS
5	C	31	HIS
5	C	69	HIS
5	C	108	ASN
5	C	110	ASN
5	C	118	GLN
5	C	123	GLN
5	C	139	GLN
6	D	42	GLN
6	D	45	GLN
6	D	62	GLN
6	D	119	GLN
6	D	123	HIS
6	D	161	ASN
6	D	199	ASN
7	E	65	ASN
7	E	73	ASN
7	E	78	HIS
8	F	7	ASN
8	F	18	GLN
8	F	27	GLN
8	F	32	ASN
8	F	57	GLN
8	F	64	GLN
8	F	100	ASN
9	G	37	ASN
9	G	106	GLN
9	G	148	ASN
11	I	23	ASN
11	I	73	GLN
12	J	13	HIS
12	J	56	HIS

Continued on next page...

Continued from previous page...

Mol	Chain	Res	Type
12	J	78	ASN
12	J	84	GLN
13	K	22	HIS
13	K	116	HIS
13	K	117	ASN
14	L	49	ASN
14	L	75	HIS
15	M	12	ASN
15	M	40	ASN
15	M	62	ASN
17	O	13	GLN
17	O	37	ASN
17	O	53	HIS
17	O	71	GLN
18	P	82	GLN
20	R	36	ASN
21	S	14	HIS
21	S	23	ASN
21	S	47	HIS
21	S	56	GLN
21	S	65	ASN
21	S	69	HIS

5.3.3 RNA ⓘ

Mol	Chain	Analysed	Backbone Outliers	Pucker Outliers
1	A	1506/1522 (98%)	240 (15%)	62 (4%)
2	W	2/3 (66%)	1 (50%)	0
3	X	9/11 (81%)	0	0
All	All	1517/1536 (98%)	241 (15%)	62 (4%)

All (241) RNA backbone outliers are listed below:

Mol	Chain	Res	Type
1	A	8	A
1	A	9	G
1	A	31	G
1	A	32	A
1	A	39	G
1	A	47	C
1	A	48	C

Continued on next page...

Continued from previous page...

Mol	Chain	Res	Type
1	A	49	U
1	A	50	A
1	A	51	A
1	A	60	A
1	A	61	G
1	A	101	A
1	A	116	A
1	A	120	A
1	A	121	C
1	A	129(A)	G
1	A	130	A
1	A	131	C
1	A	163	C
1	A	182	U
1	A	189	G
1	A	190	C
1	A	190(A)	C
1	A	190(B)	C
1	A	190(C)	C
1	A	190(D)	U
1	A	190(E)	U
1	A	190(L)	U
1	A	195	A
1	A	197	A
1	A	201	C
1	A	202	U
1	A	203	U
1	A	204	U
1	A	216	G
1	A	217	C
1	A	244	U
1	A	247	G
1	A	251	G
1	A	252	U
1	A	266	G
1	A	267	C
1	A	280	C
1	A	289	G
1	A	321	A
1	A	328	C
1	A	329	A
1	A	332	G

Continued on next page...

Continued from previous page...

Mol	Chain	Res	Type
1	A	345	C
1	A	352	C
1	A	353	A
1	A	354	G
1	A	367	U
1	A	373	A
1	A	397	A
1	A	398	C
1	A	406	G
1	A	407	G
1	A	408	A
1	A	409	G
1	A	410	G
1	A	412	A
1	A	413	G
1	A	414	A
1	A	416	G
1	A	417	C
1	A	418	C
1	A	421	U
1	A	422	C
1	A	425	G
1	A	429	U
1	A	430	A
1	A	432	A
1	A	433	C
1	A	434	U
1	A	435	C
1	A	439	A
1	A	452	A
1	A	460	A
1	A	461	C
1	A	462	G
1	A	463	A
1	A	474	G
1	A	475	G
1	A	476	G
1	A	477	G
1	A	479	C
1	A	480	U
1	A	484	G
1	A	485	G

Continued on next page...

Continued from previous page...

Mol	Chain	Res	Type
1	A	497	A
1	A	498	U
1	A	508	C
1	A	510	A
1	A	511	C
1	A	518	C
1	A	527	G
1	A	531	U
1	A	532	A
1	A	533	A
1	A	534	U
1	A	547	A
1	A	559	A
1	A	560	U
1	A	561	U
1	A	562	C
1	A	572	A
1	A	573	A
1	A	575	G
1	A	576	G
1	A	577	G
1	A	607	A
1	A	653	A
1	A	665	A
1	A	687	A
1	A	688	G
1	A	702	A
1	A	703	G
1	A	718	G
1	A	723	U
1	A	731	G
1	A	748	C
1	A	749	C
1	A	755	G
1	A	777	A
1	A	781	A
1	A	782	A
1	A	792	A
1	A	793	U
1	A	812	C
1	A	813	U
1	A	815	A

Continued on next page...

Continued from previous page...

Mol	Chain	Res	Type
1	A	817	C
1	A	828	A
1	A	839	U
1	A	840	C
1	A	841	U
1	A	848	C
1	A	859	A
1	A	902	G
1	A	914	A
1	A	926	G
1	A	927	G
1	A	934	C
1	A	935	A
1	A	945	G
1	A	960	U
1	A	961	U
1	A	966	G
1	A	968	A
1	A	969	A
1	A	974	A
1	A	975	A
1	A	976	G
1	A	977	A
1	A	992	U
1	A	993	G
1	A	994	A
1	A	1005	A
1	A	1024	G
1	A	1026	G
1	A	1031	G
1	A	1050	G
1	A	1054	C
1	A	1055	A
1	A	1065	U
1	A	1066	C
1	A	1068	G
1	A	1094	G
1	A	1095	U
1	A	1101	A
1	A	1102	A
1	A	1117	G
1	A	1124	G

Continued on next page...

Continued from previous page...

Mol	Chain	Res	Type
1	A	1125	U
1	A	1126	U
1	A	1129	C
1	A	1130	A
1	A	1132	C
1	A	1136	U
1	A	1138	G
1	A	1139	G
1	A	1145	C
1	A	1152	A
1	A	1159	U
1	A	1183	A
1	A	1184	G
1	A	1191	A
1	A	1196	U
1	A	1197	G
1	A	1201	A
1	A	1202	G
1	A	1212	U
1	A	1214	C
1	A	1225	A
1	A	1226	C
1	A	1227	A
1	A	1256	A
1	A	1257	U
1	A	1280	A
1	A	1281	U
1	A	1282	C
1	A	1286	A
1	A	1287	A
1	A	1290	G
1	A	1300	G
1	A	1301	U
1	A	1302	U
1	A	1320	C
1	A	1338	G
1	A	1346	A
1	A	1347	G
1	A	1348	U
1	A	1361	G
1	A	1362	C
1	A	1363	A

Continued on next page...

Continued from previous page...

Mol	Chain	Res	Type
1	A	1370	G
1	A	1381	U
1	A	1398	A
1	A	1442	G
1	A	1443	G
1	A	1446	A
1	A	1452	C
1	A	1490	C
1	A	1492	A
1	A	1498	U
1	A	1499	A
1	A	1502	A
1	A	1504	G
1	A	1505	G
1	A	1506	U
1	A	1517	G
1	A	1519	A
1	A	1520	G
1	A	1529	G
1	A	1530	G
1	A	1533	C
1	A	1534	A
1	A	1539	C
2	W	2	A

All (62) RNA pucker outliers are listed below:

Mol	Chain	Res	Type
1	A	7	G
1	A	30	U
1	A	60	A
1	A	115	G
1	A	119	A
1	A	129(A)	G
1	A	181	G
1	A	243	A
1	A	250	A
1	A	251	G
1	A	266	G
1	A	279	A
1	A	328	C
1	A	344	A

Continued on next page...

Continued from previous page...

Mol	Chain	Res	Type
1	A	353	A
1	A	366	C
1	A	372	C
1	A	407	G
1	A	428	G
1	A	429	U
1	A	484	G
1	A	496	A
1	A	509	A
1	A	533	A
1	A	559	A
1	A	560	U
1	A	575	G
1	A	687	A
1	A	701	C
1	A	748	C
1	A	792	A
1	A	812	C
1	A	840	C
1	A	960	U
1	A	965	A
1	A	975	A
1	A	992	U
1	A	993	G
1	A	1049	U
1	A	1065	U
1	A	1067	A
1	A	1101	A
1	A	1182	G
1	A	1183	A
1	A	1190	G
1	A	1196	U
1	A	1201	A
1	A	1224	G
1	A	1226	C
1	A	1281	U
1	A	1285	A
1	A	1300	G
1	A	1346	A
1	A	1347	G
1	A	1380	U
1	A	1397	C

Continued on next page...

Continued from previous page...

Mol	Chain	Res	Type
1	A	1451	A
1	A	1498	U
1	A	1503	A
1	A	1504	G
1	A	1505	G
1	A	1528	U

5.4 Non-standard residues in protein, DNA, RNA chains ⓘ

2 non-standard protein/DNA/RNA residues are modelled in this entry.

In the following table, the Counts columns list the number of bonds (or angles) for which Mogul statistics could be retrieved, the number of bonds (or angles) that are observed in the model and the number of bonds (or angles) that are defined in the chemical component dictionary. The Link column lists molecule types, if any, to which the group is linked. The Z score for a bond length (or angle) is the number of standard deviations the observed value is removed from the expected value. A bond length (or angle) with $|Z| > 2$ is considered an outlier worth inspection. RMSZ is the root-mean-square of all Z scores of the bond lengths (or angles).

Mol	Type	Chain	Res	Link	Bond lengths			Bond angles		
					Counts	RMSZ	# $ Z > 2$	Counts	RMSZ	# $ Z > 2$
3	MNU	X	34	3,2	14,24,25	1.11	2 (14%)	17,34,37	4.04	2 (11%)
3	T6A	X	37	3	22,34,35	1.42	3 (13%)	25,49,52	3.65	8 (32%)

In the following table, the Chirals column lists the number of chiral outliers, the number of chiral centers analysed, the number of these observed in the model and the number defined in the chemical component dictionary. Similar counts are reported in the Torsion and Rings columns. '-' means no outliers of that kind were identified.

Mol	Type	Chain	Res	Link	Chirals	Torsions	Rings
3	MNU	X	34	3,2	-	0/5/28/29	0/2/2/2
3	T6A	X	37	3	1/1/9/11	0/15/41/42	0/3/3/3

All (5) bond length outliers are listed below:

Mol	Chain	Res	Type	Atoms	Z	Observed(Å)	Ideal(Å)
3	X	37	T6A	O14-C14	-3.73	1.34	1.43
3	X	37	T6A	C15-C14	-3.27	1.43	1.51
3	X	37	T6A	C12-N11	-2.47	1.40	1.46
3	X	34	MNU	C6-N1	2.02	1.38	1.35
3	X	34	MNU	C4-N3	2.82	1.38	1.33

All (10) bond angle outliers are listed below:

Mol	Chain	Res	Type	Atoms	Z	Observed(°)	Ideal(°)
3	X	34	MNU	C5-C4-N3	-9.33	114.48	125.04
3	X	37	T6A	O14-C14-C12	-6.46	95.20	109.08
3	X	37	T6A	O10-C10-N6	-4.84	116.23	123.58
3	X	37	T6A	C2-N1-C6	3.14	118.74	116.48
3	X	37	T6A	C13-C12-N11	4.13	121.79	113.51
3	X	37	T6A	C15-C14-C12	4.90	119.52	112.49
3	X	37	T6A	C6-N6-C10	4.95	137.02	130.39
3	X	37	T6A	N6-C10-N11	5.63	122.78	113.81
3	X	37	T6A	O14-C14-C15	12.33	145.26	109.61
3	X	34	MNU	C4-N3-C2	13.68	127.07	115.25

All (1) chirality outliers are listed below:

Mol	Chain	Res	Type	Atom
3	X	37	T6A	C14

There are no torsion outliers.

There are no ring outliers.

2 monomers are involved in 5 short contacts:

Mol	Chain	Res	Type	Clashes	Symm-Clashes
3	X	34	MNU	3	0
3	X	37	T6A	2	0

5.5 Carbohydrates [i](#)

There are no carbohydrates in this entry.

5.6 Ligand geometry [i](#)

Of 110 ligands modelled in this entry, 109 are monoatomic - leaving 1 for Mogul analysis.

In the following table, the Counts columns list the number of bonds (or angles) for which Mogul statistics could be retrieved, the number of bonds (or angles) that are observed in the model and the number of bonds (or angles) that are defined in the chemical component dictionary. The Link column lists molecule types, if any, to which the group is linked. The Z score for a bond length (or angle) is the number of standard deviations the observed value is removed from the expected value. A bond length (or angle) with $|Z| > 2$ is considered an outlier worth inspection. RMSZ is the root-mean-square of all Z scores of the bond lengths (or angles).

Mol	Type	Chain	Res	Link	Bond lengths			Bond angles		
					Counts	RMSZ	# Z > 2	Counts	RMSZ	# Z > 2
24	PAR	A	1545	-	45,45,45	1.64	11 (24%)	59,67,67	1.16	4 (6%)

In the following table, the Chirals column lists the number of chiral outliers, the number of chiral centers analysed, the number of these observed in the model and the number defined in the chemical component dictionary. Similar counts are reported in the Torsion and Rings columns. '-' means no outliers of that kind were identified.

Mol	Type	Chain	Res	Link	Chirals	Torsions	Rings
24	PAR	A	1545	-	-	0/18/94/94	0/4/4/4

All (11) bond length outliers are listed below:

Mol	Chain	Res	Type	Atoms	Z	Observed(Å)	Ideal(Å)
24	A	1545	PAR	C11-C21	2.02	1.56	1.52
24	A	1545	PAR	O54-C54	2.26	1.50	1.44
24	A	1545	PAR	C34-C24	2.30	1.56	1.53
24	A	1545	PAR	O51-C51	2.38	1.50	1.44
24	A	1545	PAR	C64-C54	2.50	1.58	1.52
24	A	1545	PAR	C44-C34	2.63	1.59	1.52
24	A	1545	PAR	O33-C33	2.86	1.51	1.43
24	A	1545	PAR	O51-C11	2.96	1.49	1.41
24	A	1545	PAR	O33-C14	2.98	1.49	1.41
24	A	1545	PAR	C31-C21	3.65	1.58	1.53
24	A	1545	PAR	O54-C14	4.03	1.52	1.41

All (4) bond angle outliers are listed below:

Mol	Chain	Res	Type	Atoms	Z	Observed(°)	Ideal(°)
24	A	1545	PAR	O33-C14-C24	2.90	113.33	107.96
24	A	1545	PAR	C14-O54-C54	3.14	119.83	113.75
24	A	1545	PAR	O54-C54-C64	3.27	112.49	106.10
24	A	1545	PAR	O52-C13-C23	4.29	116.68	107.75

There are no chirality outliers.

There are no torsion outliers.

There are no ring outliers.

1 monomer is involved in 2 short contacts:

Mol	Chain	Res	Type	Clashes	Symm-Clashes
24	A	1545	PAR	2	0

5.7 Other polymers

There are no such residues in this entry.

5.8 Polymer linkage issues

There are no chain breaks in this entry.

6 Fit of model and data

6.1 Protein, DNA and RNA chains

In the following table, the column labelled ‘#RSRZ> 2’ contains the number (and percentage) of RSRZ outliers, followed by percent RSRZ outliers for the chain as percentile scores relative to all X-ray entries and entries of similar resolution. The OWAB column contains the minimum, median, 95th percentile and maximum values of the occupancy-weighted average B-factor per residue. The column labelled ‘Q< 0.9’ lists the number of (and percentage) of residues with an average occupancy less than 0.9.

Mol	Chain	Analysed	<RSRZ>	#RSRZ>2	OWAB(Å ²)	Q<0.9
1	A	1507/1522 (99%)	2.29	863 (57%) 0 0	30, 65, 160, 200	0
2	W	3/3 (100%)	2.59	3 (100%) 0 0	56, 56, 63, 72	0
3	X	9/11 (81%)	2.02	5 (55%) 0 0	64, 101, 157, 157	0
4	B	234/256 (91%)	0.68	17 (7%) 18 13	37, 100, 173, 200	0
5	C	206/239 (86%)	0.74	20 (9%) 10 7	44, 93, 169, 200	0
6	D	208/209 (99%)	0.75	21 (10%) 9 6	33, 71, 149, 200	0
7	E	150/162 (92%)	0.75	6 (4%) 42 32	27, 63, 122, 200	0
8	F	101/101 (100%)	0.73	9 (8%) 12 8	48, 103, 154, 174	0
9	G	155/156 (99%)	0.67	8 (5%) 31 22	41, 81, 152, 200	0
10	H	138/138 (100%)	0.77	7 (5%) 32 23	20, 54, 113, 174	0
11	I	127/128 (99%)	0.86	15 (11%) 6 4	35, 90, 149, 178	0
12	J	98/105 (93%)	1.28	27 (27%) 1 1	44, 117, 186, 200	0
13	K	119/129 (92%)	0.86	12 (10%) 9 6	30, 67, 138, 187	0
14	L	124/135 (91%)	1.00	15 (12%) 6 4	31, 64, 139, 175	0
15	M	125/126 (99%)	1.29	22 (17%) 2 1	44, 85, 169, 200	0
16	N	60/61 (98%)	1.08	9 (15%) 3 2	42, 82, 139, 179	0
17	O	88/89 (98%)	0.89	10 (11%) 7 5	23, 76, 142, 192	0
18	P	83/88 (94%)	1.00	8 (9%) 10 7	27, 52, 96, 173	0
19	Q	104/105 (99%)	1.35	14 (13%) 4 3	22, 61, 146, 200	0
20	R	73/88 (82%)	0.78	2 (2%) 58 48	40, 79, 175, 188	0
21	S	80/93 (86%)	1.04	16 (20%) 1 1	62, 111, 162, 193	0
22	T	99/106 (93%)	0.89	9 (9%) 11 8	32, 58, 136, 168	0
23	V	24/27 (88%)	1.09	3 (12%) 5 3	41, 69, 118, 136	0
All	All	3915/4077 (96%)	1.43	1121 (28%) 1 1	20, 73, 159, 200	0

All (1121) RSRZ outliers are listed below:

Mol	Chain	Res	Type	RSRZ
19	Q	103	GLY	13.6
19	Q	104	LYS	13.2
15	M	120	LYS	11.6
1	A	202	U	11.5
19	Q	105	ALA	10.8
1	A	216	G	10.2
15	M	126	LYS	9.2
19	Q	102	GLY	9.2
1	A	407	G	8.8
12	J	31	GLY	8.7
1	A	1031	G	8.7
15	M	122	LYS	8.5
15	M	119	GLY	8.2
1	A	421	U	8.1
1	A	1034	G	8.0
18	P	83	GLU	7.7
1	A	1023	G	7.6
1	A	1026	G	7.4
1	A	1030	C	7.2
1	A	1129	C	7.2
1	A	423	G	7.1
1	A	1534	A	7.0
1	A	416	G	6.9
1	A	1027	C	6.8
17	O	22	THR	6.6
1	A	414	A	6.6
1	A	1533	C	6.4
15	M	118	ALA	6.3
12	J	10	GLY	6.2
1	A	1283	G	6.2
19	Q	101	ARG	6.2
21	S	54	GLY	6.1
1	A	203	U	6.0
1	A	413	G	5.9
15	M	7	VAL	5.9
6	D	2	GLY	5.8
20	R	16	PRO	5.8
15	M	123	ALA	5.8
1	A	1539	C	5.7
1	A	1540	U	5.7
20	R	17	SER	5.6
1	A	1127	G	5.6

Continued on next page...

Continued from previous page...

Mol	Chain	Res	Type	RSRZ
1	A	1024	G	5.4
1	A	1134	G	5.4
22	T	106	ALA	5.3
1	A	1038	C	5.3
1	A	1137	C	5.3
1	A	1019	C	5.2
1	A	412	A	5.2
1	A	1131	G	5.2
5	C	2	GLY	5.1
1	A	1033	G	5.1
12	J	4	ILE	5.1
1	A	1003	G	5.0
1	A	1269	A	5.0
1	A	1259	C	5.0
1	A	993	G	4.9
1	A	1011	G	4.8
1	A	424	G	4.8
1	A	1268	A	4.8
1	A	159	G	4.7
1	A	1006	C	4.7
6	D	23	GLY	4.7
17	O	21	ASP	4.6
15	M	125	ARG	4.6
1	A	1169	A	4.6
1	A	1258	G	4.5
1	A	1053	G	4.5
1	A	959	A	4.5
1	A	1144	G	4.5
17	O	23	GLY	4.4
1	A	1124	G	4.4
1	A	1016	A	4.4
1	A	204	U	4.4
1	A	581	G	4.4
1	A	1017	G	4.4
1	A	1020	U	4.3
11	I	68	GLY	4.3
1	A	848	C	4.3
1	A	1222	G	4.3
1	A	1002	G	4.3
1	A	1035	A	4.2
1	A	666	G	4.2
1	A	1420	C	4.2

Continued on next page...

Continued from previous page...

Mol	Chain	Res	Type	RSRZ
1	A	1334	G	4.2
1	A	1050	G	4.1
1	A	1287	A	4.1
15	M	116	THR	4.1
1	A	130	A	4.1
11	I	7	THR	4.1
1	A	1231	G	4.1
1	A	432	A	4.1
1	A	1221	G	4.1
6	D	33	MET	4.1
1	A	162	A	4.1
1	A	1014	A	4.0
1	A	1468	A	4.0
1	A	160	A	4.0
1	A	1361	G	4.0
1	A	510	A	4.0
1	A	989	C	4.0
1	A	1126	U	4.0
1	A	849	C	4.0
1	A	1479	C	4.0
1	A	1300	G	4.0
4	B	233	SER	3.9
1	A	380	G	3.9
1	A	1277	C	3.9
17	O	89	GLY	3.9
1	A	1419	G	3.9
22	T	105	SER	3.9
1	A	758	G	3.9
16	N	29	ARG	3.9
1	A	417	C	3.9
4	B	16	HIS	3.9
1	A	425	G	3.9
1	A	1048	G	3.9
1	A	1316	G	3.9
12	J	26	ALA	3.9
14	L	73	GLU	3.9
1	A	869	G	3.8
1	A	478	A	3.8
1	A	1467	G	3.8
1	A	346	G	3.8
1	A	409	G	3.8
4	B	19	HIS	3.8

Continued on next page...

Continued from previous page...

Mol	Chain	Res	Type	RSRZ
1	A	958	A	3.8
1	A	1000	U	3.8
1	A	1356	G	3.8
1	A	752	G	3.8
1	A	984	C	3.8
1	A	78	G	3.8
1	A	951	G	3.8
1	A	1068	G	3.8
1	A	1135	U	3.8
1	A	447	G	3.8
1	A	1022	G	3.8
21	S	63	THR	3.8
1	A	199	G	3.7
1	A	415	A	3.7
1	A	1417	G	3.7
1	A	1140	C	3.7
4	B	190	THR	3.7
1	A	1238	A	3.7
1	A	1255	G	3.7
13	K	77	MET	3.7
1	A	517	G	3.7
1	A	1018	C	3.7
1	A	1220	G	3.7
1	A	1001	A	3.7
7	E	17	ALA	3.7
17	O	52	SER	3.7
15	M	106	ASN	3.7
1	A	51	A	3.7
1	A	1284	C	3.7
1	A	714	G	3.7
1	A	888	G	3.7
1	A	971	G	3.7
1	A	1266	G	3.7
1	A	1274	G	3.7
1	A	297	G	3.7
1	A	1084	G	3.7
1	A	800	G	3.6
1	A	426	G	3.6
1	A	494	G	3.6
1	A	529	G	3.6
8	F	41	GLU	3.6
16	N	6	LEU	3.6

Continued on next page...

Continued from previous page...

Mol	Chain	Res	Type	RSRZ
1	A	1036	G	3.6
1	A	496	A	3.6
1	A	343	U	3.6
21	S	3	ARG	3.6
1	A	497	A	3.6
1	A	548	G	3.6
1	A	1304	G	3.6
1	A	630	G	3.6
6	D	9	CYS	3.6
1	A	1344	C	3.6
14	L	61	THR	3.5
1	A	1168	A	3.5
5	C	21	ARG	3.5
1	A	725	G	3.5
1	A	483	C	3.5
1	A	373	A	3.5
1	A	500	G	3.5
1	A	1133	G	3.5
1	A	1421	G	3.5
9	G	83	ALA	3.5
1	A	889	A	3.5
1	A	1518	A	3.5
1	A	1237	C	3.5
1	A	108	G	3.5
1	A	1088	G	3.5
9	G	82	GLY	3.5
11	I	128	ARG	3.5
21	S	37	ARG	3.5
1	A	217	C	3.4
1	A	1303	C	3.4
1	A	112	G	3.4
1	A	171	A	3.4
1	A	374	A	3.4
1	A	1213	A	3.4
1	A	158	G	3.4
1	A	1519	A	3.4
1	A	1525	G	3.4
7	E	41	VAL	3.4
1	A	864	A	3.4
1	A	841	U	3.4
1	A	741	G	3.4
1	A	745	C	3.4

Continued on next page...

Continued from previous page...

Mol	Chain	Res	Type	RSRZ
1	A	1054	C	3.4
6	D	42	GLN	3.4
15	M	13	LYS	3.4
1	A	1526	G	3.4
5	C	64	VAL	3.4
1	A	482	A	3.4
1	A	816	A	3.4
1	A	1046	A	3.4
1	A	1335	C	3.4
21	S	2	PRO	3.4
1	A	315	A	3.4
1	A	687	A	3.4
1	A	22	G	3.3
1	A	484	G	3.3
1	A	837	G	3.3
1	A	1138	G	3.3
1	A	1323	G	3.3
1	A	410	G	3.3
1	A	1010	G	3.3
1	A	1202	G	3.3
1	A	1392	G	3.3
1	A	542	G	3.3
21	S	62	ILE	3.3
1	A	36	C	3.3
1	A	291	C	3.3
1	A	730	G	3.3
1	A	1040	U	3.3
1	A	385	C	3.3
1	A	556	C	3.3
1	A	1097	C	3.3
1	A	1541	U	3.3
12	J	27	ALA	3.3
1	A	898	G	3.3
1	A	278	G	3.3
1	A	459	G	3.3
1	A	947	G	3.3
1	A	1326	C	3.3
1	A	991	U	3.3
15	M	121	LYS	3.3
11	I	19	LEU	3.3
15	M	88	ARG	3.3
8	F	73	ASN	3.3

Continued on next page...

Continued from previous page...

Mol	Chain	Res	Type	RSRZ
7	E	16	THR	3.3
1	A	172	A	3.2
1	A	408	A	3.2
1	A	463	A	3.2
1	A	577	G	3.2
1	A	1094	G	3.2
12	J	33	GLN	3.2
5	C	76	VAL	3.2
12	J	83	GLU	3.2
1	A	198	G	3.2
1	A	1200	C	3.2
1	A	1405	G	3.2
1	A	1441	G	3.2
1	A	1504	G	3.2
13	K	42	TRP	3.2
16	N	60	SER	3.2
1	A	254	G	3.2
4	B	99	GLY	3.2
1	A	379	C	3.2
16	N	3	ARG	3.2
1	A	1228	C	3.2
1	A	1248	A	3.2
1	A	1430	C	3.2
1	A	157	G	3.2
1	A	1043	C	3.2
1	A	1223	C	3.2
1	A	361	G	3.2
1	A	1511	G	3.2
10	H	24	THR	3.2
22	T	100	ILE	3.2
1	A	1371	G	3.2
8	F	65	VAL	3.2
23	V	2	GLY	3.2
1	A	995	C	3.2
1	A	1260	C	3.2
1	A	1339	A	3.2
1	A	1177	G	3.2
1	A	345	C	3.1
1	A	1282	C	3.1
1	A	1005	A	3.1
1	A	1318	A	3.1
6	D	26	CYS	3.1

Continued on next page...

Continued from previous page...

Mol	Chain	Res	Type	RSRZ
1	A	70	G	3.1
1	A	1461	G	3.1
1	A	878	G	3.1
9	G	33	ASP	3.1
1	A	1251	A	3.1
16	N	33	VAL	3.1
1	A	201	C	3.1
1	A	266	G	3.1
1	A	354	G	3.1
1	A	1109	C	3.1
1	A	336	C	3.1
6	D	18	LYS	3.1
1	A	586	C	3.1
11	I	23	ASN	3.1
1	A	481	G	3.1
1	A	1032	G	3.1
1	A	1093	A	3.1
1	A	1175	G	3.1
1	A	1370	G	3.1
11	I	67	GLY	3.1
1	A	245	C	3.1
1	A	16	A	3.1
1	A	1176	A	3.1
1	A	38	G	3.1
1	A	320	C	3.1
1	A	634	C	3.1
1	A	726	C	3.1
1	A	262	A	3.1
1	A	263	A	3.1
1	A	1374	A	3.1
6	D	20	TYR	3.1
14	L	113	ARG	3.1
1	A	1296	C	3.0
23	V	17	THR	3.0
1	A	1434	A	3.0
8	F	4	TYR	3.0
1	A	102	G	3.0
1	A	173	U	3.0
1	A	925	G	3.0
1	A	960	U	3.0
1	A	1224	G	3.0
1	A	621	A	3.0

Continued on next page...

Continued from previous page...

Mol	Chain	Res	Type	RSRZ
1	A	1080	A	3.0
1	A	697	U	3.0
1	A	259	G	3.0
1	A	347	G	3.0
1	A	1482	G	3.0
5	C	77	ILE	3.0
1	A	495	U	3.0
1	A	901	A	3.0
1	A	1315	U	3.0
1	A	273	A	3.0
1	A	428	G	3.0
1	A	566	G	3.0
1	A	595	G	3.0
13	K	117	ASN	3.0
4	B	220	ASP	3.0
1	A	181	G	3.0
1	A	622	A	3.0
1	A	1363	A	3.0
1	A	398	C	3.0
1	A	789	U	3.0
3	X	36	U	3.0
1	A	251	G	3.0
1	A	362	G	3.0
1	A	1276	G	3.0
12	J	32	ALA	3.0
22	T	64	ASP	3.0
6	D	21	LEU	3.0
1	A	258	G	3.0
1	A	353	A	3.0
1	A	1503	A	3.0
11	I	85	LEU	3.0
18	P	41	PRO	2.9
1	A	117	G	2.9
1	A	122	G	2.9
1	A	654	G	2.9
1	A	928	G	2.9
1	A	780	A	2.9
1	A	123	C	2.9
1	A	479	C	2.9
1	A	371	G	2.9
1	A	384	G	2.9
1	A	438	G	2.9

Continued on next page...

Continued from previous page...

Mol	Chain	Res	Type	RSRZ
1	A	575	G	2.9
1	A	691	G	2.9
1	A	1435	G	2.9
1	A	1288	A	2.9
1	A	195	A	2.9
1	A	437	U	2.9
1	A	1004	A	2.9
1	A	1433	A	2.9
2	W	3	G	2.9
21	S	52	TYR	2.9
1	A	288	A	2.9
19	Q	15	MET	2.9
1	A	1348	U	2.9
1	A	996	A	2.9
1	A	1015	A	2.9
1	A	285	G	2.9
1	A	326	G	2.9
1	A	948	C	2.9
1	A	182	U	2.9
1	A	572	A	2.9
1	A	814	A	2.9
1	A	900	A	2.9
1	A	299	G	2.9
1	A	524	G	2.9
1	A	701	C	2.9
10	H	1	MET	2.9
1	A	196	A	2.9
1	A	872	A	2.9
14	L	57	LYS	2.9
14	L	50	SER	2.9
1	A	124	G	2.9
1	A	585	G	2.9
1	A	1355	G	2.9
15	M	117	VAL	2.9
1	A	264	U	2.9
4	B	122	PHE	2.9
1	A	356	A	2.9
1	A	964	A	2.9
1	A	994	A	2.9
8	F	66	GLU	2.9
1	A	183	G	2.8
1	A	1171	G	2.8

Continued on next page...

Continued from previous page...

Mol	Chain	Res	Type	RSRZ
1	A	1338	G	2.8
4	B	91	PRO	2.8
15	M	109	THR	2.8
1	A	364	A	2.8
1	A	1191	A	2.8
14	L	32	PHE	2.8
1	A	375	U	2.8
1	A	450	G	2.8
1	A	165	C	2.8
1	A	349	A	2.8
1	A	422	C	2.8
1	A	431	A	2.8
1	A	536	C	2.8
1	A	760	G	2.8
1	A	861	G	2.8
12	J	73	ASP	2.8
1	A	323	U	2.8
1	A	1312	G	2.8
1	A	781	A	2.8
6	D	22	LYS	2.8
4	B	40	HIS	2.8
1	A	66	G	2.8
1	A	113	G	2.8
1	A	1291	G	2.8
1	A	1401	G	2.8
1	A	37	U	2.8
1	A	1219	U	2.8
5	C	176	HIS	2.8
1	A	1182	G	2.8
1	A	190(B)	C	2.8
1	A	327	A	2.8
6	D	25	ARG	2.8
1	A	68	G	2.8
1	A	348	G	2.8
1	A	378	G	2.8
1	A	502	G	2.8
1	A	662	G	2.8
1	A	1029	C	2.8
1	A	1181	G	2.8
1	A	152	A	2.8
1	A	1130	A	2.8
1	A	1234	C	2.8

Continued on next page...

Continued from previous page...

Mol	Chain	Res	Type	RSRZ
1	A	563	A	2.8
1	A	644	G	2.8
1	A	975	A	2.8
1	A	153	C	2.7
1	A	268	C	2.7
1	A	924	C	2.7
1	A	1007	C	2.7
1	A	161	A	2.7
1	A	282	A	2.7
5	C	58	GLU	2.7
1	A	798	G	2.7
1	A	1013	G	2.7
1	A	1061	G	2.7
9	G	2	ALA	2.7
1	A	1322	C	2.7
1	A	1527	C	2.7
1	A	59	A	2.7
1	A	629	G	2.7
1	A	874	G	2.7
1	A	1025	U	2.7
1	A	879	C	2.7
14	L	31	PRO	2.7
1	A	1500	A	2.7
1	A	692	U	2.7
1	A	305	G	2.7
1	A	683	G	2.7
1	A	685	G	2.7
1	A	1042	G	2.7
1	A	1108	G	2.7
1	A	1215	G	2.7
1	A	1360	A	2.7
1	A	11	G	2.7
1	A	220	G	2.7
1	A	292	G	2.7
1	A	584	G	2.7
1	A	731	G	2.7
1	A	1523	G	2.7
10	H	121	ASP	2.7
1	A	401	C	2.7
1	A	934	C	2.7
1	A	81	U	2.7
1	A	246	A	2.7

Continued on next page...

Continued from previous page...

Mol	Chain	Res	Type	RSRZ
1	A	253	U	2.7
7	E	130	ASN	2.7
1	A	640	A	2.7
1	A	1492	A	2.7
8	F	52	ILE	2.7
22	T	104	LEU	2.7
1	A	28	G	2.7
1	A	319	G	2.7
1	A	1069	C	2.7
1	A	1466	C	2.7
5	C	100	ALA	2.7
1	A	300	A	2.7
1	A	547	A	2.7
1	A	715	A	2.7
1	A	914	A	2.7
14	L	122	THR	2.7
14	L	64	TYR	2.7
1	A	462	G	2.7
1	A	1347	G	2.7
1	A	1497	G	2.7
6	D	19	LEU	2.7
1	A	1528	U	2.7
1	A	302	G	2.7
1	A	330	C	2.7
1	A	352	C	2.7
1	A	652	U	2.7
1	A	670	G	2.7
1	A	797	C	2.7
1	A	939	G	2.7
1	A	982	U	2.7
1	A	1475	G	2.7
1	A	1516	G	2.7
1	A	1520	G	2.7
1	A	767	A	2.6
22	T	103	GLY	2.6
6	D	209	ARG	2.6
1	A	1395	C	2.6
1	A	777	A	2.6
1	A	865	A	2.6
1	A	1357	A	2.6
19	Q	98	LEU	2.6
1	A	137	C	2.6

Continued on next page...

Continued from previous page...

Mol	Chain	Res	Type	RSRZ
1	A	69	G	2.6
1	A	275	G	2.6
1	A	445	G	2.6
1	A	986	A	2.6
1	A	1275	A	2.6
12	J	40	LEU	2.6
22	T	101	GLY	2.6
1	A	244	U	2.6
10	H	3	THR	2.6
1	A	518	C	2.6
1	A	1208	C	2.6
1	A	1484	C	2.6
1	A	690	G	2.6
1	A	821	G	2.6
1	A	915	A	2.6
1	A	1460	A	2.6
1	A	49	U	2.6
1	A	174	C	2.6
1	A	272	C	2.6
12	J	22	LYS	2.6
1	A	126	G	2.6
1	A	521	G	2.6
1	A	742	G	2.6
1	A	867	G	2.6
1	A	533	A	2.6
1	A	1524	C	2.6
3	X	32	C	2.6
21	S	23	ASN	2.6
15	M	96	LEU	2.6
1	A	46	G	2.6
1	A	151	A	2.6
1	A	546	G	2.6
1	A	557	G	2.6
1	A	711	G	2.6
1	A	829	G	2.6
1	A	945	G	2.6
1	A	1239	A	2.6
1	A	1398	A	2.6
1	A	73	C	2.6
1	A	170	U	2.6
1	A	1121	U	2.6
1	A	88	A	2.6

Continued on next page...

Continued from previous page...

Mol	Chain	Res	Type	RSRZ
1	A	301	G	2.6
1	A	604	G	2.6
1	A	635	G	2.6
1	A	675	A	2.6
1	A	853	G	2.6
1	A	917	G	2.6
1	A	1271	G	2.6
1	A	1454	G	2.6
19	Q	77	VAL	2.6
1	A	985	C	2.6
1	A	1515	C	2.6
11	I	97	LYS	2.6
1	A	696	A	2.6
1	A	1502	A	2.6
1	A	227	G	2.6
12	J	79	ARG	2.6
12	J	84	GLN	2.6
1	A	880	C	2.6
1	A	223	U	2.6
1	A	228	A	2.5
1	A	515	G	2.5
1	A	1079	G	2.5
1	A	1166	G	2.5
1	A	1198	G	2.5
1	A	1295	G	2.5
1	A	430	A	2.5
1	A	1180	A	2.5
7	E	19	MET	2.5
1	A	318	G	2.5
1	A	402	G	2.5
1	A	597	G	2.5
1	A	606	G	2.5
1	A	631	G	2.5
1	A	750	G	2.5
1	A	886	G	2.5
13	K	38	ASN	2.5
4	B	141	GLU	2.5
18	P	38	TYR	2.5
15	M	103	THR	2.5
1	A	118	U	2.5
1	A	252	U	2.5
1	A	713	G	2.5

Continued on next page...

Continued from previous page...

Mol	Chain	Res	Type	RSRZ
1	A	776	G	2.5
1	A	902	G	2.5
1	A	1365	G	2.5
5	C	60	ALA	2.5
11	I	15	ALA	2.5
21	S	75	ALA	2.5
1	A	193	C	2.5
1	A	194	C	2.5
1	A	990	C	2.5
1	A	1056	U	2.5
1	A	190(F)	G	2.5
1	A	887	G	2.5
1	A	1226	C	2.5
1	A	988	G	2.5
1	A	1139	G	2.5
1	A	1154	G	2.5
1	A	782	A	2.5
1	A	1332	A	2.5
12	J	74	ILE	2.5
1	A	187	C	2.5
1	A	188	C	2.5
1	A	732	C	2.5
1	A	756	C	2.5
1	A	1147	C	2.5
1	A	1362	C	2.5
11	I	110	GLU	2.5
15	M	81	LEU	2.5
1	A	232	G	2.5
1	A	576	G	2.5
1	A	668	G	2.5
1	A	775	G	2.5
1	A	1089	G	2.5
6	D	82	ALA	2.5
1	A	386	C	2.5
1	A	77	G	2.5
1	A	490	G	2.5
1	A	836	G	2.5
1	A	954	G	2.5
1	A	287	U	2.5
1	A	1083	U	2.5
13	K	39	PRO	2.5
1	A	1285	A	2.5

Continued on next page...

Continued from previous page...

Mol	Chain	Res	Type	RSRZ
2	W	2	A	2.5
16	N	2	ALA	2.4
1	A	657	G	2.4
1	A	825	G	2.4
1	A	1178	G	2.4
1	A	43	C	2.4
1	A	952	U	2.4
1	A	1532	U	2.4
4	B	84	GLU	2.4
14	L	33	ARG	2.4
12	J	34	VAL	2.4
13	K	28	THR	2.4
14	L	116	SER	2.4
21	S	79	THR	2.4
1	A	146	G	2.4
1	A	190(G)	G	2.4
1	A	388	G	2.4
1	A	650	G	2.4
1	A	852	G	2.4
1	A	906	G	2.4
1	A	1021	G	2.4
1	A	1190	G	2.4
1	A	1447	G	2.4
1	A	242	C	2.4
1	A	366	C	2.4
1	A	866	C	2.4
5	C	82	GLU	2.4
1	A	813	U	2.4
6	D	102	ASP	2.4
19	Q	18	THR	2.4
1	A	197	A	2.4
1	A	309	G	2.4
1	A	389	A	2.4
1	A	535	A	2.4
1	A	623	C	2.4
1	A	667	G	2.4
1	A	927	G	2.4
1	A	1102	A	2.4
1	A	1267	C	2.4
1	A	1328	C	2.4
1	A	1349	A	2.4
1	A	1501	C	2.4

Continued on next page...

Continued from previous page...

Mol	Chain	Res	Type	RSRZ
16	N	18	VAL	2.4
1	A	1313	U	2.4
5	C	4	LYS	2.4
4	B	148	TYR	2.4
5	C	182	ILE	2.4
1	A	116	A	2.4
1	A	184	G	2.4
1	A	868	C	2.4
1	A	1218	C	2.4
1	A	1375	A	2.4
2	W	1	A	2.4
13	K	116	HIS	2.4
1	A	757	U	2.4
19	Q	56	VAL	2.4
21	S	34	TRP	2.4
1	A	655	A	2.4
1	A	1256	A	2.4
1	A	688	G	2.4
1	A	876	G	2.4
1	A	1301	U	2.4
13	K	53	SER	2.4
12	J	5	ARG	2.4
1	A	248	C	2.4
1	A	395	C	2.4
1	A	826	C	2.4
1	A	834	C	2.4
1	A	1075	C	2.4
1	A	1195	C	2.4
1	A	1286	A	2.4
1	A	1329	A	2.4
1	A	1333	A	2.4
1	A	1499	A	2.4
1	A	605	U	2.4
1	A	678	U	2.4
1	A	1364	U	2.4
1	A	1522	U	2.4
1	A	115	G	2.4
1	A	156	G	2.4
1	A	881	G	2.4
1	A	1337	G	2.4
10	H	132	GLU	2.4
17	O	49	ASP	2.4

Continued on next page...

Continued from previous page...

Mol	Chain	Res	Type	RSRZ
18	P	62	VAL	2.4
1	A	296	U	2.4
1	A	645	C	2.4
1	A	681	C	2.4
1	A	738	C	2.4
1	A	812	C	2.4
1	A	979	C	2.4
1	A	129(A)	G	2.4
1	A	673	G	2.4
1	A	682	G	2.4
1	A	1143	G	2.4
5	C	196	LEU	2.4
9	G	50	ILE	2.4
12	J	75	ILE	2.4
1	A	91	C	2.4
1	A	891	U	2.4
11	I	11	LYS	2.4
21	S	55	LYS	2.4
21	S	15	LEU	2.4
1	A	664	G	2.3
1	A	698	G	2.3
1	A	1184	G	2.3
4	B	73	THR	2.3
1	A	970	C	2.3
1	A	321	A	2.3
1	A	965	A	2.3
13	K	129	SER	2.3
1	A	332	G	2.3
1	A	639	G	2.3
1	A	922	G	2.3
1	A	1331	G	2.3
1	A	17	U	2.3
1	A	190	C	2.3
1	A	549	C	2.3
1	A	599	C	2.3
1	A	720	C	2.3
1	A	779	C	2.3
1	A	838	G	2.3
1	A	944	G	2.3
1	A	295	C	2.3
1	A	403	C	2.3
1	A	279	A	2.3

Continued on next page...

Continued from previous page...

Mol	Chain	Res	Type	RSRZ
1	A	1123	A	2.3
4	B	44	LEU	2.3
1	A	486	U	2.3
1	A	616	G	2.3
1	A	769	G	2.3
1	A	190(C)	C	2.3
1	A	875	C	2.3
1	A	1098	C	2.3
1	A	1165	C	2.3
1	A	1325	C	2.3
19	Q	14	LYS	2.3
1	A	1055	A	2.3
4	B	104	ASN	2.3
1	A	21	G	2.3
1	A	35	G	2.3
1	A	148	G	2.3
1	A	526	C	2.3
1	A	799	G	2.3
1	A	916	G	2.3
1	A	1047	G	2.3
1	A	1106	G	2.3
1	A	1174	G	2.3
1	A	1354	C	2.3
17	O	46	HIS	2.3
1	A	663	A	2.3
1	A	695	A	2.3
1	A	283	C	2.3
1	A	528	C	2.3
1	A	1210	C	2.3
1	A	1264	C	2.3
1	A	200	G	2.3
1	A	550	G	2.3
1	A	633	G	2.3
1	A	1197	G	2.3
1	A	1469	G	2.3
1	A	33	A	2.3
1	A	1067	A	2.3
1	A	1483	A	2.3
1	A	788	U	2.3
12	J	17	ASP	2.3
1	A	58	C	2.3
1	A	910	C	2.3

Continued on next page...

Continued from previous page...

Mol	Chain	Res	Type	RSRZ
1	A	1440	C	2.3
1	A	396	G	2.3
1	A	530	G	2.3
1	A	541	G	2.3
1	A	885	G	2.3
1	A	976	G	2.3
1	A	946	A	2.3
1	A	1049	U	2.3
1	A	1157	A	2.3
3	X	31	A	2.3
12	J	77	PRO	2.3
5	C	194	GLY	2.3
22	T	44	ALA	2.3
1	A	504	C	2.3
1	A	543	C	2.3
1	A	897	C	2.3
1	A	1321	C	2.3
6	D	131	ARG	2.3
12	J	43	ARG	2.3
1	A	107	G	2.3
1	A	143	A	2.3
1	A	286	G	2.3
1	A	289	G	2.3
1	A	755	G	2.3
1	A	919	A	2.3
1	A	1406	U	2.3
5	C	15	THR	2.3
17	O	54	ARG	2.2
18	P	24	ALA	2.2
13	K	36	ASP	2.2
1	A	1376	U	2.2
12	J	68	HIS	2.2
1	A	397	A	2.2
1	A	499	A	2.2
1	A	737	A	2.2
1	A	1489	G	2.2
5	C	78	GLY	2.2
1	A	221	C	2.2
1	A	390	C	2.2
1	A	613	C	2.2
1	A	1327	C	2.2
6	D	8	VAL	2.2

Continued on next page...

Continued from previous page...

Mol	Chain	Res	Type	RSRZ
1	A	571	U	2.2
1	A	920	U	2.2
9	G	39	ALA	2.2
1	A	451	A	2.2
1	A	766	A	2.2
1	A	978	A	2.2
1	A	1201	A	2.2
1	A	1324	A	2.2
1	A	1346	A	2.2
12	J	50	ILE	2.2
1	A	560	U	2.2
1	A	1389	C	2.2
5	C	20	SER	2.2
1	A	329	A	2.2
1	A	1250	A	2.2
5	C	174	PRO	2.2
1	A	111	G	2.2
1	A	485	G	2.2
1	A	903	G	2.2
1	A	1373	G	2.2
22	T	87	LYS	2.2
13	K	101	SER	2.2
1	A	501	C	2.2
1	A	598	U	2.2
1	A	961	U	2.2
1	A	1037	C	2.2
1	A	1060	C	2.2
1	A	1490	C	2.2
1	A	243	A	2.2
1	A	704	A	2.2
1	A	790	A	2.2
1	A	938	A	2.2
1	A	166	G	2.2
1	A	265	G	2.2
1	A	727	G	2.2
1	A	895	G	2.2
1	A	65	U	2.2
1	A	545	C	2.2
1	A	656	C	2.2
1	A	1209	C	2.2
17	O	42	HIS	2.2
16	N	39	LEU	2.2

Continued on next page...

Continued from previous page...

Mol	Chain	Res	Type	RSRZ
1	A	60	A	2.2
1	A	520	A	2.2
1	A	1340	A	2.2
1	A	1531	A	2.2
4	B	200	ILE	2.2
1	A	255	G	2.2
1	A	322	C	2.2
1	A	391	G	2.2
1	A	406	G	2.2
1	A	544	G	2.2
1	A	786	G	2.2
1	A	1494	G	2.2
1	A	1521	G	2.2
21	S	36	ARG	2.2
1	A	1306	A	2.2
1	A	335	C	2.2
1	A	376	G	2.2
1	A	540	G	2.2
1	A	1294	G	2.2
16	N	34	TYR	2.2
8	F	57	GLN	2.2
1	A	32	A	2.2
8	F	45	LEU	2.2
15	M	24	GLY	2.2
18	P	16	HIS	2.2
1	A	1366	C	2.2
1	A	660	G	2.2
1	A	674	G	2.2
1	A	1186	G	2.2
1	A	1471	G	2.2
10	H	15	ASN	2.2
1	A	641	U	2.1
1	A	1044	A	2.1
9	G	125	MET	2.1
1	A	615	C	2.1
1	A	770	C	2.1
1	A	1253	G	2.1
18	P	31	LYS	2.1
1	A	819	A	2.1
6	D	13	ARG	2.1
1	A	18	C	2.1
1	A	601	C	2.1

Continued on next page...

Continued from previous page...

Mol	Chain	Res	Type	RSRZ
1	A	840	C	2.1
1	A	1514	C	2.1
1	A	13	U	2.1
1	A	231	G	2.1
1	A	260	G	2.1
1	A	475	G	2.1
1	A	579	G	2.1
1	A	705	U	2.1
1	A	1012	U	2.1
1	A	1164	G	2.1
1	A	1505	G	2.1
11	I	18	PHE	2.1
19	Q	76	LEU	2.1
1	A	729	A	2.1
1	A	1280	A	2.1
14	L	104	VAL	2.1
23	V	12	LYS	2.1
1	A	63	C	2.1
1	A	92	C	2.1
1	A	1243	C	2.1
1	A	1383	C	2.1
1	A	1465	C	2.1
11	I	88	TYR	2.1
4	B	48	MET	2.1
1	A	238	G	2.1
1	A	324	G	2.1
1	A	394	G	2.1
1	A	360	A	2.1
1	A	665	A	2.1
12	J	70	ARG	2.1
1	A	1214	C	2.1
12	J	57	LYS	2.1
14	L	121	GLY	2.1
1	A	516	U	2.1
1	A	582	U	2.1
1	A	191	G	2.1
1	A	230	G	2.1
1	A	858	G	2.1
1	A	1265	G	2.1
11	I	25	LYS	2.1
21	S	10	PHE	2.1
21	S	30	LEU	2.1

Continued on next page...

Continued from previous page...

Mol	Chain	Res	Type	RSRZ
1	A	609	A	2.1
7	E	149	GLU	2.1
18	P	82	GLN	2.1
1	A	455	C	2.1
1	A	679	C	2.1
1	A	856	C	2.1
1	A	1297	C	2.1
6	D	40	PRO	2.1
13	K	118	GLY	2.1
1	A	79	G	2.1
1	A	128	G	2.1
1	A	558	G	2.1
1	A	803	G	2.1
1	A	1074	G	2.1
1	A	1507	A	2.1
1	A	314	C	2.1
1	A	334	C	2.1
1	A	811	C	2.1
1	A	904	C	2.1
1	A	1066	C	2.1
1	A	1402	C	2.1
1	A	981	U	2.1
1	A	1062	U	2.1
1	A	257	G	2.1
1	A	509	A	2.1
1	A	610	G	2.1
1	A	815	A	2.1
1	A	1064	G	2.1
1	A	1289	A	2.1
1	A	25	C	2.1
1	A	290	C	2.1
1	A	1008	C	2.1
1	A	1388	C	2.1
1	A	1459	C	2.1
17	O	74	ASP	2.1
1	A	753	A	2.1
1	A	860	A	2.1
1	A	892	A	2.1
1	A	918	A	2.1
6	D	41	GLY	2.1
1	A	67	C	2.1
1	A	351	G	2.1

Continued on next page...

Continued from previous page...

Mol	Chain	Res	Type	RSRZ
1	A	565	U	2.1
1	A	894	G	2.1
1	A	1464	G	2.1
8	F	3	ARG	2.1
12	J	41	PRO	2.1
1	A	574	A	2.0
1	A	746	A	2.0
1	A	827	U	2.0
1	A	1148	U	2.0
1	A	805	C	2.0
15	M	66	LEU	2.0
1	A	42	G	2.0
1	A	127	G	2.0
1	A	399	G	2.0
1	A	594	G	2.0
1	A	658	G	2.0
1	A	771	G	2.0
1	A	830	G	2.0
1	A	1082	G	2.0
1	A	1305	G	2.0
1	A	1442	G	2.0
1	A	1491	G	2.0
1	A	460	A	2.0
1	A	950	U	2.0
1	A	1510	U	2.0
1	A	136	C	2.0
1	A	155	C	2.0
1	A	190(A)	C	2.0
1	A	418	C	2.0
1	A	569	C	2.0
1	A	624	C	2.0
5	C	106	VAL	2.0
1	A	15	G	2.0
1	A	29	G	2.0
1	A	700	G	2.0
1	A	1385	G	2.0
11	I	119	ALA	2.0
1	A	686	U	2.0
19	Q	54	GLY	2.0
5	C	141	VAL	2.0
1	A	233	C	2.0
1	A	458	C	2.0

Continued on next page...

Continued from previous page...

Mol	Chain	Res	Type	RSRZ
1	A	578	C	2.0
1	A	651	C	2.0
1	A	689	C	2.0
1	A	749	C	2.0
1	A	787	A	2.0
14	L	115	LYS	2.0
19	Q	64	PRO	2.0
6	D	155	LEU	2.0
1	A	57	G	2.0
1	A	104	G	2.0
1	A	953	G	2.0
1	A	1057	G	2.0
15	M	8	GLU	2.0
14	L	58	VAL	2.0
1	A	405	U	2.0
3	X	35	U	2.0
1	A	277	C	2.0
1	A	355	C	2.0
1	A	372	C	2.0
9	G	66	VAL	2.0
12	J	58	ASP	2.0
12	J	80	LYS	2.0
15	M	98	VAL	2.0
1	A	446	G	2.0
1	A	588	G	2.0
1	A	593	G	2.0
3	X	30	G	2.0
10	H	11	THR	2.0
1	A	1472	U	2.0

6.2 Non-standard residues in protein, DNA, RNA chains ⓘ

In the following table, the Atoms column lists the number of modelled atoms in the group and the number defined in the chemical component dictionary. LLDF column lists the quality of electron density of the group with respect to its neighbouring residues in protein, DNA or RNA chains. The B-factors column lists the minimum, median, 95th percentile and maximum values of B factors of atoms in the group. The column labelled 'Q< 0.9' lists the number of atoms with occupancy less than 0.9.

Mol	Type	Chain	Res	Atoms	RSCC	RSR	LLDF	B-factors(Å ²)	Q<0.9
3	T6A	X	37	32/33	0.89	0.34	-	76,80,80,80	0
3	MNU	X	34	23/24	0.90	0.37	-	56,96,115,115	0

6.3 Carbohydrates ⓘ

There are no carbohydrates in this entry.

6.4 Ligands ⓘ

In the following table, the Atoms column lists the number of modelled atoms in the group and the number defined in the chemical component dictionary. LLDF column lists the quality of electron density of the group with respect to its neighbouring residues in protein, DNA or RNA chains. The B-factors column lists the minimum, median, 95th percentile and maximum values of B factors of atoms in the group. The column labelled 'Q< 0.9' lists the number of atoms with occupancy less than 0.9.

Mol	Type	Chain	Res	Atoms	RSCC	RSR	LLDF	B-factors(Å ²)	Q<0.9
25	MG	A	1595	1/1	0.69	1.32	21.24	23,23,23,23	1
25	MG	A	1601	1/1	0.94	0.67	6.59	23,23,23,23	1
25	MG	A	210	1/1	0.41	0.53	5.03	23,23,23,23	1
25	MG	A	1606	1/1	0.93	0.49	2.34	23,23,23,23	1
24	PAR	A	1545	42/42	0.92	0.39	1.51	25,25,25,25	0
25	MG	A	1598	1/1	0.93	0.40	1.29	23,23,23,23	0
25	MG	A	1600	1/1	0.92	0.39	0.59	23,23,23,23	1
25	MG	A	1593	1/1	0.91	0.33	-0.31	23,23,23,23	1
26	ZN	N	307	1/1	1.00	0.24	-0.70	23,23,23,23	1
26	ZN	D	306	1/1	0.99	0.33	-0.73	23,23,23,23	1
25	MG	J	449	1/1	0.97	0.33	-0.78	23,23,23,23	1
25	MG	A	211	1/1	0.67	0.34	-1.03	23,23,23,23	0
25	MG	A	1597	1/1	0.86	0.30	-1.19	23,23,23,23	1
25	MG	A	1620	1/1	0.74	0.29	-1.48	23,23,23,23	1
25	MG	A	1611	1/1	0.64	0.31	-1.77	23,23,23,23	1
25	MG	A	1588	1/1	0.97	0.28	-1.98	23,23,23,23	0
25	MG	A	1569	1/1	0.90	0.23	-2.16	23,23,23,23	1
25	MG	A	1592	1/1	0.84	0.23	-2.18	23,23,23,23	0
25	MG	A	1546	1/1	0.96	0.28	-2.23	23,23,23,23	0
25	MG	A	1590	1/1	0.96	0.25	-2.41	23,23,23,23	0
25	MG	A	1626	1/1	0.97	0.19	-2.67	23,23,23,23	1
25	MG	A	1602	1/1	0.93	0.19	-2.69	23,23,23,23	0
25	MG	A	1561	1/1	0.80	0.28	-2.89	23,23,23,23	1
25	MG	A	1578	1/1	0.93	0.21	-3.01	23,23,23,23	0
25	MG	A	1570	1/1	0.95	0.20	-3.10	23,23,23,23	0
25	MG	A	1586	1/1	0.96	0.18	-3.16	23,23,23,23	1
25	MG	A	1555	1/1	0.97	0.27	-3.36	23,23,23,23	0
25	MG	A	1629	1/1	0.92	0.23	-3.62	23,23,23,23	0
25	MG	A	1551	1/1	0.96	0.25	-3.66	23,23,23,23	0
25	MG	A	1558	1/1	0.83	0.18	-5.73	23,23,23,23	0

Continued on next page...

Continued from previous page...

Mol	Type	Chain	Res	Atoms	RSCC	RSR	LLDF	B-factors(\AA^2)	Q<0.9
25	MG	A	1572	1/1	0.98	0.16	-6.50	23,23,23,23	0
25	MG	A	1584	1/1	0.99	0.15	-6.72	23,23,23,23	0
25	MG	A	1582	1/1	0.91	0.12	-7.34	23,23,23,23	0
25	MG	A	1587	1/1	0.96	0.13	-8.73	23,23,23,23	0
25	MG	A	1621	1/1	0.48	0.33	-	23,23,23,23	1
25	MG	A	1574	1/1	0.97	0.22	-	23,23,23,23	0
25	MG	A	1562	1/1	0.79	0.76	-	23,23,23,23	1
25	MG	A	1609	1/1	0.92	0.27	-	23,23,23,23	0
25	MG	A	1589	1/1	0.94	0.33	-	23,23,23,23	0
25	MG	A	1563	1/1	0.94	0.47	-	23,23,23,23	1
25	MG	A	1625	1/1	0.95	0.27	-	23,23,23,23	1
25	MG	A	1550	1/1	0.86	0.30	-	23,23,23,23	1
25	MG	A	1579	1/1	0.96	0.29	-	23,23,23,23	1
25	MG	A	87	1/1	0.59	0.32	-	23,23,23,23	1
25	MG	A	471	1/1	0.86	0.29	-	23,23,23,23	1
25	MG	A	1564	1/1	0.85	0.28	-	23,23,23,23	0
25	MG	A	1585	1/1	0.82	0.38	-	23,23,23,23	1
25	MG	A	1603	1/1	0.94	0.30	-	23,23,23,23	1
25	MG	A	1630	1/1	0.91	0.26	-	23,23,23,23	1
25	MG	A	1614	1/1	0.98	0.22	-	23,23,23,23	1
25	MG	A	1565	1/1	0.93	0.27	-	23,23,23,23	0
25	MG	A	1552	1/1	0.94	0.21	-	23,23,23,23	0
25	MG	A	1624	1/1	0.93	0.20	-	23,23,23,23	1
25	MG	A	1618	1/1	0.97	0.23	-	23,23,23,23	0
25	MG	A	1616	1/1	0.74	0.30	-	23,23,23,23	1
25	MG	A	1615	1/1	0.79	0.27	-	23,23,23,23	1
25	MG	X	502	1/1	0.94	0.31	-	23,23,23,23	1
25	MG	A	1577	1/1	0.94	0.15	-	23,23,23,23	0
25	MG	A	1612	1/1	0.88	0.28	-	23,23,23,23	1
25	MG	A	1623	1/1	0.97	0.40	-	23,23,23,23	1
25	MG	A	1549	1/1	0.90	0.41	-	23,23,23,23	1
25	MG	A	1627	1/1	0.67	0.28	-	23,23,23,23	1
25	MG	A	1560	1/1	0.88	0.26	-	23,23,23,23	0
25	MG	A	1556	1/1	0.91	0.24	-	23,23,23,23	0
25	MG	A	1599	1/1	0.93	0.26	-	23,23,23,23	1
25	MG	A	1605	1/1	0.85	0.44	-	23,23,23,23	1
25	MG	A	1613	1/1	0.85	0.40	-	23,23,23,23	1
25	MG	A	1608	1/1	0.92	0.29	-	23,23,23,23	1
25	MG	A	1566	1/1	0.75	0.53	-	23,23,23,23	1
25	MG	A	1573	1/1	0.92	0.23	-	23,23,23,23	0
25	MG	A	1635	1/1	0.91	0.42	-	23,23,23,23	1
25	MG	X	500	1/1	0.96	0.23	-	23,23,23,23	1

Continued on next page...

Continued from previous page...

Mol	Type	Chain	Res	Atoms	RSCC	RSR	LLDF	B-factors(\AA^2)	Q<0.9
25	MG	A	1548	1/1	0.88	0.32	-	23,23,23,23	1
25	MG	A	1576	1/1	0.98	0.26	-	23,23,23,23	0
25	MG	A	1567	1/1	0.96	0.32	-	23,23,23,23	0
25	MG	A	466	1/1	0.89	0.42	-	23,23,23,23	1
25	MG	A	1619	1/1	0.74	0.23	-	23,23,23,23	1
25	MG	A	441	1/1	0.78	0.22	-	23,23,23,23	1
25	MG	A	86	1/1	0.95	0.30	-	23,23,23,23	1
25	MG	A	1604	1/1	0.85	0.36	-	23,23,23,23	1
25	MG	A	473	1/1	0.92	0.36	-	23,23,23,23	1
25	MG	A	1631	1/1	0.91	0.14	-	23,23,23,23	1
25	MG	A	1575	1/1	0.43	1.13	-	23,23,23,23	1
25	MG	A	1581	1/1	0.89	0.46	-	23,23,23,23	1
25	MG	A	1554	1/1	0.90	0.31	-	23,23,23,23	1
25	MG	A	1596	1/1	0.58	1.50	-	23,23,23,23	1
25	MG	A	1594	1/1	0.97	0.23	-	23,23,23,23	1
25	MG	A	1553	1/1	0.95	0.35	-	23,23,23,23	0
25	MG	A	1617	1/1	0.96	0.18	-	23,23,23,23	1
25	MG	A	1571	1/1	0.92	0.15	-	23,23,23,23	0
25	MG	A	1547	1/1	0.95	0.34	-	23,23,23,23	0
25	MG	A	1557	1/1	0.97	0.22	-	23,23,23,23	0
25	MG	A	1559	1/1	0.84	0.33	-	23,23,23,23	0
25	MG	A	1607	1/1	0.45	0.69	-	23,23,23,23	1
25	MG	A	1622	1/1	0.62	0.51	-	23,23,23,23	1
25	MG	A	1628	1/1	0.85	0.30	-	23,23,23,23	1
25	MG	A	469	1/1	0.91	0.24	-	23,23,23,23	1
25	MG	A	71	1/1	0.78	0.34	-	23,23,23,23	1
25	MG	A	1610	1/1	0.90	0.54	-	23,23,23,23	1
25	MG	A	1568	1/1	0.94	0.16	-	23,23,23,23	0
25	MG	A	470	1/1	0.80	0.42	-	23,23,23,23	1
25	MG	A	1634	1/1	0.76	0.43	-	23,23,23,23	1
25	MG	A	1633	1/1	0.79	0.34	-	23,23,23,23	1
25	MG	A	1583	1/1	0.94	0.16	-	23,23,23,23	0
25	MG	A	1632	1/1	0.76	0.26	-	23,23,23,23	1
25	MG	A	467	1/1	0.89	0.91	-	23,23,23,23	1
25	MG	A	1580	1/1	0.80	0.31	-	23,23,23,23	1
25	MG	A	214	1/1	0.93	0.37	-	23,23,23,23	1
25	MG	A	493	1/1	0.56	1.21	-	23,23,23,23	1
25	MG	A	1591	1/1	0.96	0.29	-	23,23,23,23	1

6.5 Other polymers ⓘ

There are no such residues in this entry.