



Full wwPDB X-ray Structure Validation Report ⓘ

Feb 1, 2016 – 06:52 AM GMT

PDB ID : 2YKS
Title : PENTAMERIC LIGAND GATED ION CHANNEL ELIC MUTANT F246A
Authors : Zimmermann, I.; Dutzler, R.
Deposited on : 2011-05-30
Resolution : 3.30 Å(reported)

This is a Full wwPDB X-ray Structure Validation Report for a publicly released PDB entry.
We welcome your comments at validation@mail.wwpdb.org
A user guide is available at
<http://wwpdb.org/validation/2016/XrayValidationReportHelp>
with specific help available everywhere you see the ⓘ symbol.

The following versions of software and data (see [references ⓘ](#)) were used in the production of this report:

MolProbity : 4.02b-467
Mogul : 1.7 (RC4), CSD as536be (2015)
Xtriage (Phenix) : 1.9-1692
EDS : rb-20026688
Percentile statistics : 20151230.v01 (using entries in the PDB archive December 30th 2015)
Refmac : 5.8.0135
CCP4 : 6.5.0
Ideal geometry (proteins) : Engh & Huber (2001)
Ideal geometry (DNA, RNA) : Parkinson et al. (1996)
Validation Pipeline (wwPDB-VP) : trunk26865

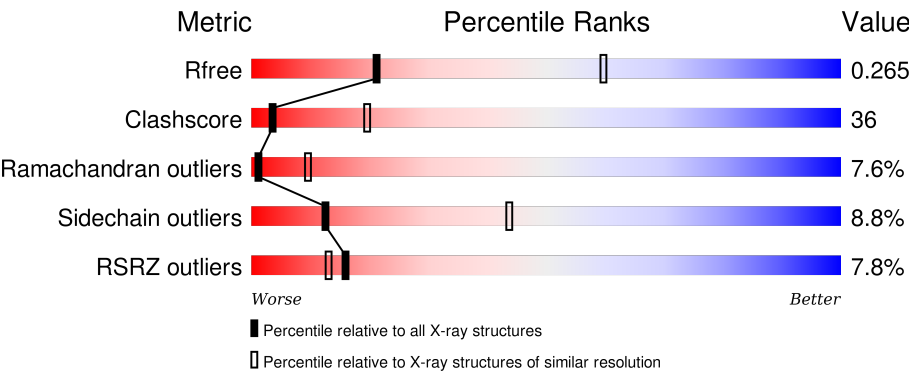
1 Overall quality at a glance i

The following experimental techniques were used to determine the structure:

X-RAY DIFFRACTION

The reported resolution of this entry is 3.30 Å.

Percentile scores (ranging between 0-100) for global validation metrics of the entry are shown in the following graphic. The table shows the number of entries on which the scores are based.



Metric	Whole archive (#Entries)	Similar resolution (#Entries, resolution range(Å))
R _{free}	91344	2060 (3.40-3.20)
Clashscore	102246	1058 (3.38-3.22)
Ramachandran outliers	100387	1038 (3.38-3.22)
Sidechain outliers	100360	1037 (3.38-3.22)
RSRZ outliers	91569	2070 (3.40-3.20)

The table below summarises the geometric issues observed across the polymeric chains and their fit to the electron density. The red, orange, yellow and green segments on the lower bar indicate the fraction of residues that contain outliers for >=3, 2, 1 and 0 types of geometric quality criteria. A grey segment represents the fraction of residues that are not modelled. The numeric value for each fraction is indicated below the corresponding segment, with a dot representing fractions <=5%. The upper red bar (where present) indicates the fraction of residues that have poor fit to the electron density. The numeric value is given above the bar.

Mol	Chain	Length	Quality of chain
1	A	321	<div><div>9%</div><div><div>41%</div><div>45%</div><div>9%</div><div>5%</div></div></div>
1	B	321	<div><div>7%</div><div><div>44%</div><div>42%</div><div>8%</div><div>5%</div></div></div>
1	C	321	<div><div>6%</div><div><div>43%</div><div>42%</div><div>9%</div><div>5%</div></div></div>
1	D	321	<div><div>7%</div><div><div>42%</div><div>44%</div><div>8%</div><div>5%</div></div></div>
1	E	321	<div><div>6%</div><div><div>43%</div><div>44%</div><div>8%</div><div>5%</div></div></div>

Continued on next page...

Continued from previous page...

Mol	Chain	Length	Quality of chain
1	F	321	<div><div></div><div>7%</div><div>42%</div><div>44%</div><div>9%</div><div>5%</div></div>
1	G	321	<div><div></div><div>6%</div><div>45%</div><div>42%</div><div>8%</div><div>5%</div></div>
1	H	321	<div><div></div><div>10%</div><div>42%</div><div>44%</div><div>8%</div><div>5%</div></div>
1	I	321	<div><div></div><div>7%</div><div>42%</div><div>44%</div><div>8%</div><div>5%</div></div>
1	J	321	<div><div></div><div>10%</div><div>42%</div><div>43%</div><div>9%</div><div>5%</div></div>

2 Entry composition

There is only 1 type of molecule in this entry. The entry contains 24950 atoms, of which 0 are hydrogens and 0 are deuteriums.

In the tables below, the ZeroOcc column contains the number of atoms modelled with zero occupancy, the AltConf column contains the number of residues with at least one atom in alternate conformation and the Trace column contains the number of residues modelled with at most 2 atoms.

- Molecule 1 is a protein called CYS-LOOP LIGAND-GATED ION CHANNEL.

Mol	Chain	Residues	Atoms					ZeroOcc	AltConf	Trace
1	A	306	Total	C	N	O	S	0	0	0
			2495	1625	415	449	6			
1	B	306	Total	C	N	O	S	0	0	0
			2495	1625	415	449	6			
1	C	306	Total	C	N	O	S	0	0	0
			2495	1625	415	449	6			
1	D	306	Total	C	N	O	S	0	0	0
			2495	1625	415	449	6			
1	E	306	Total	C	N	O	S	0	0	0
			2495	1625	415	449	6			
1	F	306	Total	C	N	O	S	0	0	0
			2495	1625	415	449	6			
1	G	306	Total	C	N	O	S	0	0	0
			2495	1625	415	449	6			
1	H	306	Total	C	N	O	S	0	0	0
			2495	1625	415	449	6			
1	I	306	Total	C	N	O	S	0	0	0
			2495	1625	415	449	6			
1	J	306	Total	C	N	O	S	0	0	0
			2495	1625	415	449	6			

There are 20 discrepancies between the modelled and reference sequences:

Chain	Residue	Modelled	Actual	Comment	Reference
A	246	ALA	PHE	ENGINEERED MUTATION	UNP P0C7B7
A	288	ASN	MET	CONFLICT	UNP P0C7B7
B	246	ALA	PHE	ENGINEERED MUTATION	UNP P0C7B7
B	288	ASN	MET	CONFLICT	UNP P0C7B7
C	246	ALA	PHE	ENGINEERED MUTATION	UNP P0C7B7
C	288	ASN	MET	CONFLICT	UNP P0C7B7
D	246	ALA	PHE	ENGINEERED MUTATION	UNP P0C7B7
D	288	ASN	MET	CONFLICT	UNP P0C7B7
E	246	ALA	PHE	ENGINEERED MUTATION	UNP P0C7B7

Continued on next page...

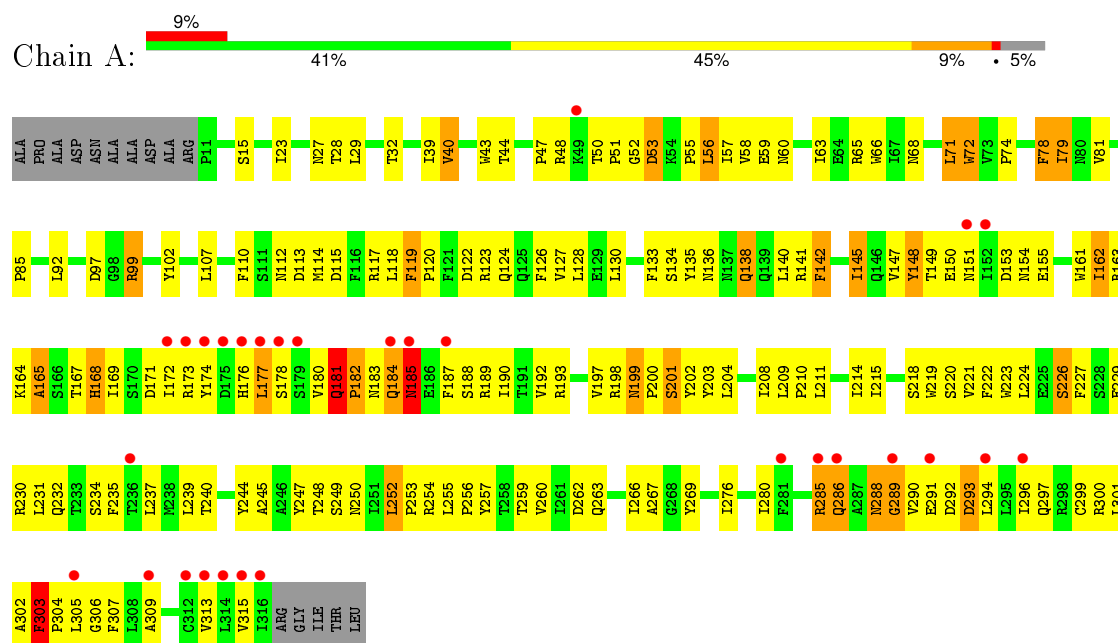
Continued from previous page...

Chain	Residue	Modelled	Actual	Comment	Reference
E	288	ASN	MET	CONFLICT	UNP P0C7B7
F	246	ALA	PHE	ENGINEERED MUTATION	UNP P0C7B7
F	288	ASN	MET	CONFLICT	UNP P0C7B7
G	246	ALA	PHE	ENGINEERED MUTATION	UNP P0C7B7
G	288	ASN	MET	CONFLICT	UNP P0C7B7
H	246	ALA	PHE	ENGINEERED MUTATION	UNP P0C7B7
H	288	ASN	MET	CONFLICT	UNP P0C7B7
I	246	ALA	PHE	ENGINEERED MUTATION	UNP P0C7B7
I	288	ASN	MET	CONFLICT	UNP P0C7B7
J	246	ALA	PHE	ENGINEERED MUTATION	UNP P0C7B7
J	288	ASN	MET	CONFLICT	UNP P0C7B7

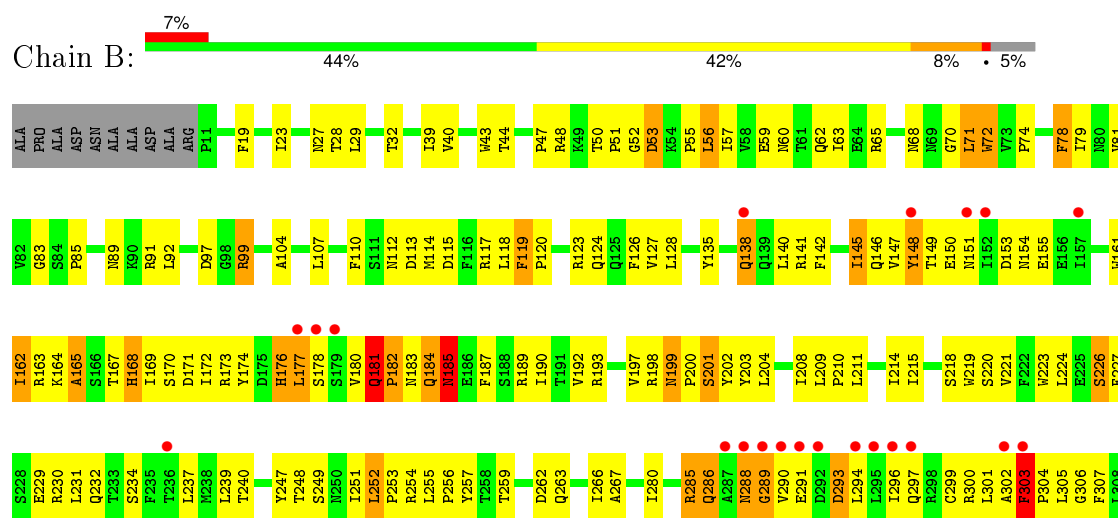
3 Residue-property plots

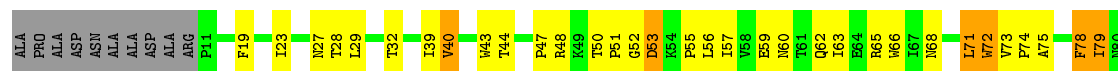
These plots are drawn for all protein, RNA and DNA chains in the entry. The first graphic for a chain summarises the proportions of errors displayed in the second graphic. The second graphic shows the sequence view annotated by issues in geometry and electron density. Residues are color-coded according to the number of geometric quality criteria for which they contain at least one outlier: green = 0, yellow = 1, orange = 2 and red = 3 or more. A red dot above a residue indicates a poor fit to the electron density ($RSRZ > 2$). Stretches of 2 or more consecutive residues without any outlier are shown as a green connector. Residues present in the sample, but not in the model, are shown in grey.

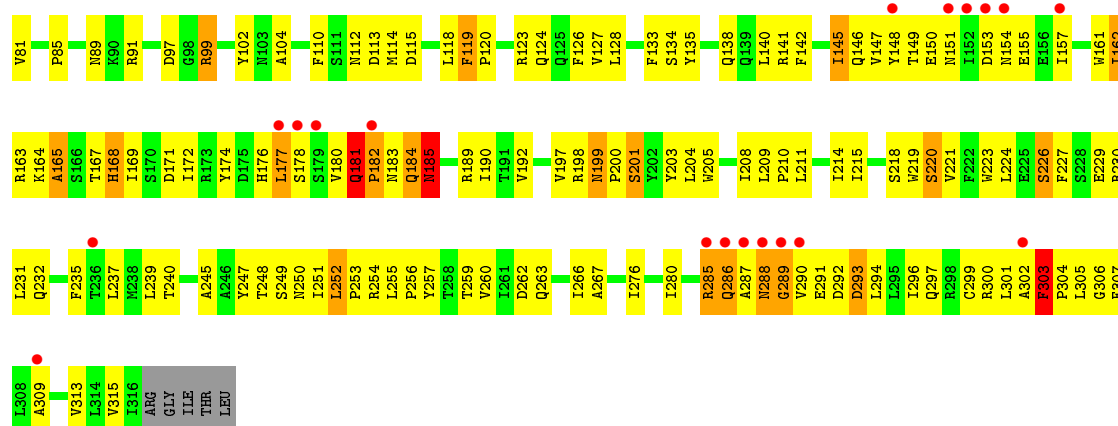
• Molecule 1: CYS-LOOP LIGAND-GATED ION CHANNEL



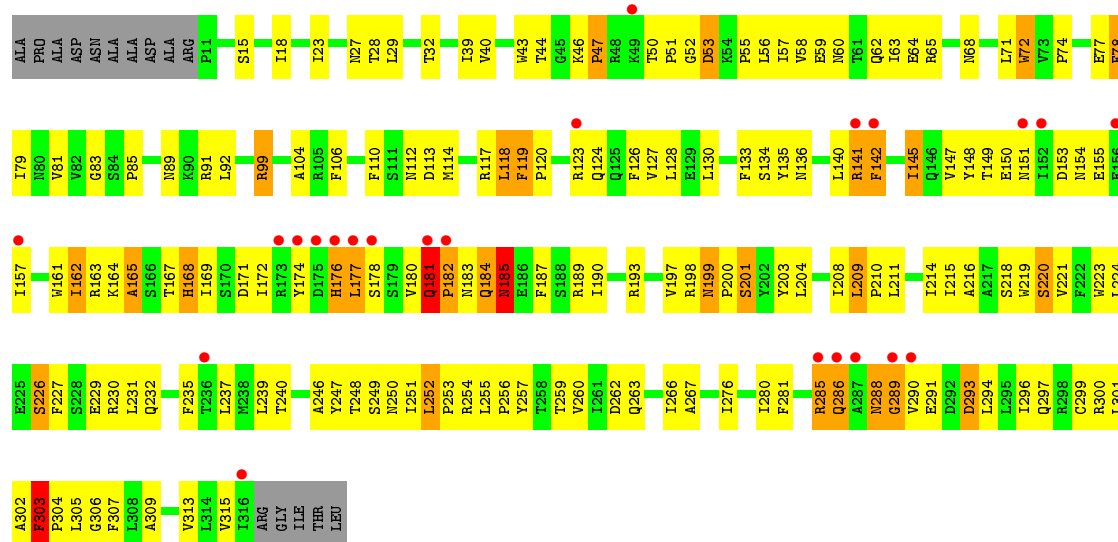
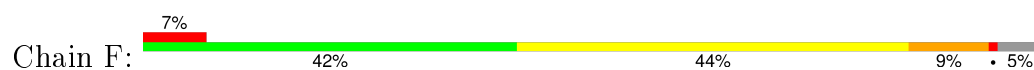
• Molecule 1: CYS-LOOP LIGAND-GATED ION CHANNEL



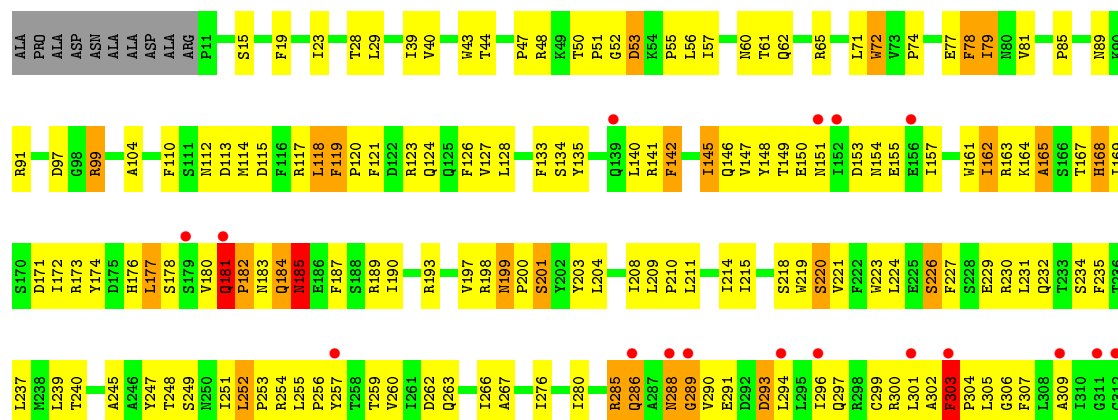
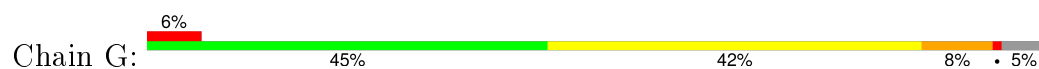


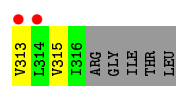


• Molecule 1: CYS-LOOP LIGAND-GATED ION CHANNEL

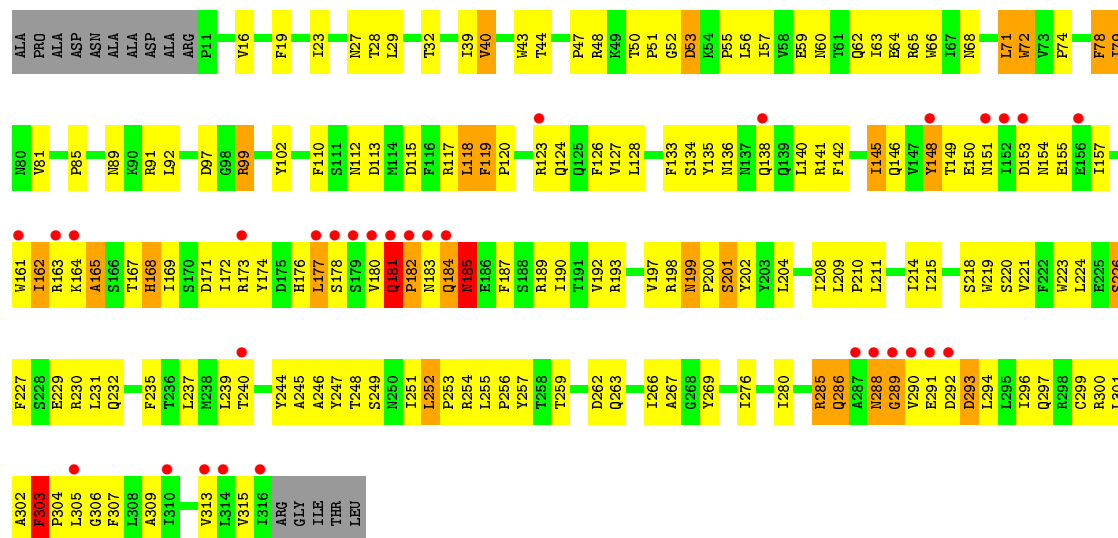


• Molecule 1: CYS-LOOP LIGAND-GATED ION CHANNEL

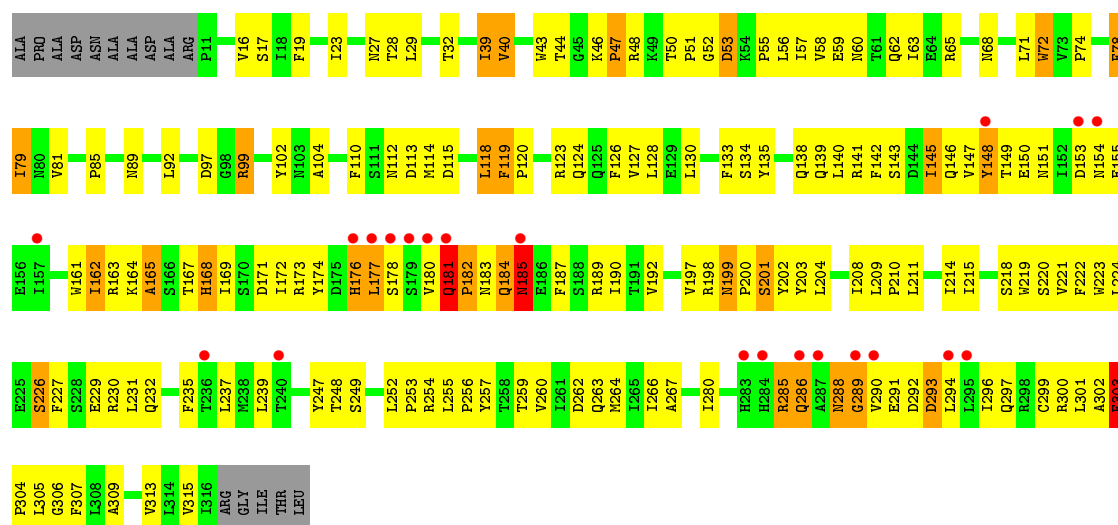




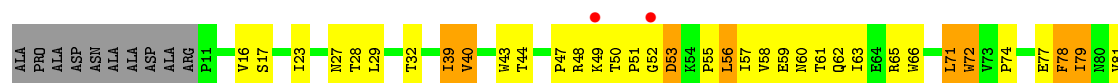
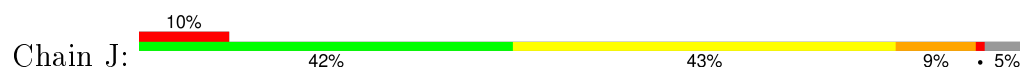
• Molecule 1: CYS-LOOP LIGAND-GATED ION CHANNEL

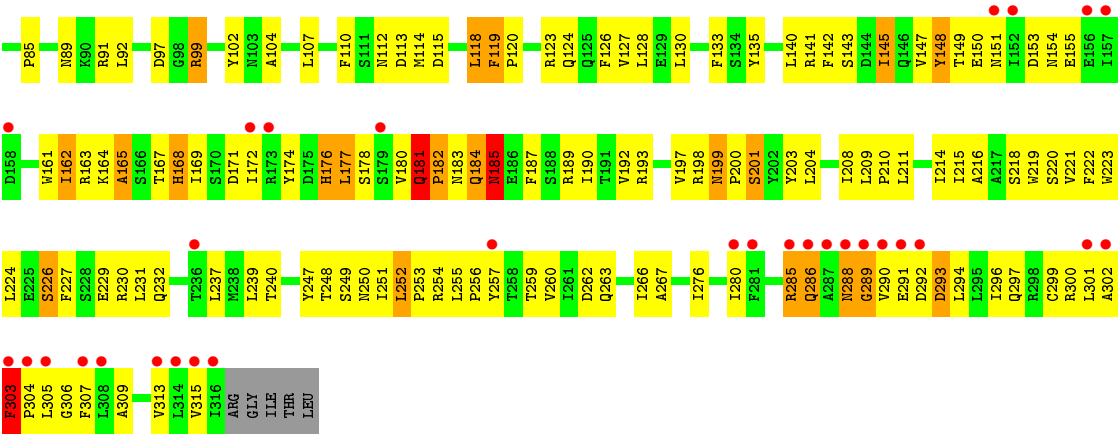


• Molecule 1: CYS-LOOP LIGAND-GATED ION CHANNEL



• Molecule 1: CYS-LOOP LIGAND-GATED ION CHANNEL





4 Data and refinement statistics

Property	Value	Source
Space group	P 1 21 1	Depositor
Cell constants a, b, c, α , β , γ	105.50Å 266.15Å 110.85Å 90.00° 109.52° 90.00°	Depositor
Resolution (Å)	19.97 – 3.30 40.48 – 3.28	Depositor EDS
% Data completeness (in resolution range)	98.2 (19.97-3.30) 96.6 (40.48-3.28)	Depositor EDS
R_{merge}	0.05	Depositor
R_{sym}	(Not available)	Depositor
$\langle I/\sigma(I) \rangle$ ¹	1.16 (at 3.25Å)	Xtriage
Refinement program	PHENIX (PHENIX.REFINE: 1.7_650)	Depositor
R, R_{free}	0.242 , 0.265 0.244 , 0.265	Depositor DCC
R_{free} test set	4290 reflections (5.07%)	DCC
Wilson B-factor (Å ²)	103.0	Xtriage
Anisotropy	0.353	Xtriage
Bulk solvent k_{sol} (e/Å ³), B_{sol} (Å ²)	0.26 , 76.4	EDS
Estimated twinning fraction	No twinning to report.	Xtriage
L-test for twinning ²	$\langle L \rangle = 0.48$, $\langle L^2 \rangle = 0.31$	Xtriage
Outliers	0 of 85430 reflections	Xtriage
F_o, F_c correlation	0.89	EDS
Total number of atoms	24950	wwPDB-VP
Average B, all atoms (Å ²)	125.0	wwPDB-VP

Xtriage's analysis on translational NCS is as follows: *The largest off-origin peak in the Patterson function is 3.19% of the height of the origin peak. No significant pseudotranslation is detected.*

¹Intensities estimated from amplitudes.

²Theoretical values of $\langle |L| \rangle$, $\langle L^2 \rangle$ for acentric reflections are 0.5, 0.375 respectively for untwinned datasets, and 0.333, 0.2 for perfectly twinned datasets.

5 Model quality [i](#)

5.1 Standard geometry [i](#)

The Z score for a bond length (or angle) is the number of standard deviations the observed value is removed from the expected value. A bond length (or angle) with $|Z| > 5$ is considered an outlier worth inspection. RMSZ is the root-mean-square of all Z scores of the bond lengths (or angles).

Mol	Chain	Bond lengths		Bond angles	
		RMSZ	$\# Z > 5$	RMSZ	$\# Z > 5$
1	A	0.66	0/2562	0.75	1/3493 (0.0%)
1	B	0.73	0/2562	0.78	1/3493 (0.0%)
1	C	0.72	0/2562	0.77	1/3493 (0.0%)
1	D	0.75	2/2562 (0.1%)	0.77	1/3493 (0.0%)
1	E	0.69	0/2562	0.76	0/3493
1	F	0.67	0/2562	0.78	0/3493
1	G	0.75	0/2562	0.79	0/3493
1	H	0.70	0/2562	0.76	0/3493
1	I	0.77	0/2562	0.78	1/3493 (0.0%)
1	J	0.70	0/2562	0.77	1/3493 (0.0%)
All	All	0.71	2/25620 (0.0%)	0.77	6/34930 (0.0%)

All (2) bond length outliers are listed below:

Mol	Chain	Res	Type	Atoms	Z	Observed(Å)	Ideal(Å)
1	D	72	TRP	CD2-CE2	5.75	1.48	1.41
1	D	72	TRP	CZ3-CH2	5.25	1.48	1.40

All (6) bond angle outliers are listed below:

Mol	Chain	Res	Type	Atoms	Z	Observed(°)	Ideal(°)
1	D	39	ILE	CG1-CB-CG2	-5.91	98.40	111.40
1	I	39	ILE	CG1-CB-CG2	-5.89	98.44	111.40
1	C	39	ILE	CG1-CB-CG2	-5.67	98.92	111.40
1	B	138	GLN	N-CA-C	-5.12	97.17	111.00
1	J	39	ILE	CG1-CB-CG2	-5.07	100.25	111.40
1	A	138	GLN	N-CA-C	-5.02	97.45	111.00

There are no chirality outliers.

There are no planarity outliers.

5.2 Too-close contacts ⓘ

In the following table, the Non-H and H(model) columns list the number of non-hydrogen atoms and hydrogen atoms in the chain respectively. The H(added) column lists the number of hydrogen atoms added and optimized by MolProbity. The Clashes column lists the number of clashes within the asymmetric unit, whereas Symm-Clashes lists symmetry related clashes.

Mol	Chain	Non-H	H(model)	H(added)	Clashes	Symm-Clashes
1	A	2495	0	2471	204	1
1	B	2495	0	2471	204	0
1	C	2495	0	2471	200	0
1	D	2495	0	2471	196	2
1	E	2495	0	2471	196	1
1	F	2495	0	2471	198	1
1	G	2495	0	2471	209	2
1	H	2495	0	2471	193	0
1	I	2495	0	2471	208	0
1	J	2495	0	2471	196	1
All	All	24950	0	24710	1786	4

The all-atom clashscore is defined as the number of clashes found per 1000 atoms (including hydrogen atoms). The all-atom clashscore for this structure is 36.

All (1786) close contacts within the same asymmetric unit are listed below, sorted by their clash magnitude.

Atom-1	Atom-2	Interatomic distance (Å)	Clash overlap (Å)
1:B:164:LYS:HG2	1:I:163:ARG:HB3	1.28	1.16
1:I:164:LYS:NZ	1:I:165:ALA:H	1.52	1.06
1:D:164:LYS:NZ	1:D:165:ALA:H	1.54	1.05
1:B:164:LYS:NZ	1:B:165:ALA:H	1.52	1.05
1:G:164:LYS:NZ	1:G:165:ALA:H	1.58	1.01
1:B:173:ARG:HH22	1:I:139:GLN:NE2	1.62	0.97
1:B:164:LYS:HZ2	1:B:165:ALA:H	1.02	0.97
1:J:164:LYS:HZ2	1:J:165:ALA:H	1.12	0.97
1:J:164:LYS:NZ	1:J:165:ALA:H	1.65	0.95
1:F:164:LYS:HZ2	1:F:165:ALA:N	1.65	0.95
1:F:164:LYS:NZ	1:F:165:ALA:H	1.66	0.93
1:A:164:LYS:NZ	1:A:165:ALA:H	1.67	0.92
1:H:223:TRP:HE1	1:H:300:ARG:HB3	1.33	0.92
1:J:223:TRP:HE1	1:J:300:ARG:HB3	1.35	0.92
1:H:164:LYS:NZ	1:H:165:ALA:H	1.67	0.91
1:B:164:LYS:HZ2	1:B:165:ALA:N	1.69	0.91
1:A:164:LYS:HZ2	1:A:165:ALA:N	1.69	0.90

Continued on next page...

Continued from previous page...

Atom-1	Atom-2	Interatomic distance (Å)	Clash overlap (Å)
1:C:223:TRP:HE1	1:C:300:ARG:HB3	1.33	0.90
1:C:164:LYS:HZ2	1:C:165:ALA:H	0.91	0.90
1:A:223:TRP:HE1	1:A:300:ARG:HB3	1.36	0.90
1:E:164:LYS:NZ	1:E:165:ALA:H	1.70	0.90
1:H:164:LYS:HZ2	1:H:165:ALA:H	1.18	0.89
1:J:145:ILE:HD12	1:J:145:ILE:H	1.36	0.89
1:A:249:SER:HB3	1:E:251:ILE:HG13	1.53	0.89
1:H:162:ILE:HG22	1:H:163:ARG:H	1.37	0.89
1:E:167:THR:HG22	1:E:168:HIS:H	1.37	0.89
1:A:167:THR:HG22	1:A:168:HIS:H	1.38	0.89
1:I:167:THR:HG22	1:I:168:HIS:H	1.36	0.89
1:I:223:TRP:HE1	1:I:300:ARG:HB3	1.38	0.89
1:I:145:ILE:HD12	1:I:145:ILE:H	1.36	0.89
1:I:164:LYS:HZ1	1:I:165:ALA:H	1.12	0.89
1:G:223:TRP:HE1	1:G:300:ARG:HB3	1.36	0.88
1:E:223:TRP:HE1	1:E:300:ARG:HB3	1.39	0.88
1:B:167:THR:HG22	1:B:168:HIS:H	1.39	0.88
1:D:164:LYS:HZ1	1:D:165:ALA:N	1.71	0.87
1:E:164:LYS:HZ2	1:E:165:ALA:H	1.18	0.87
1:H:167:THR:HG22	1:H:168:HIS:H	1.37	0.87
1:D:164:LYS:HZ1	1:D:165:ALA:H	0.87	0.87
1:D:223:TRP:HE1	1:D:300:ARG:HB3	1.40	0.87
1:B:145:ILE:HD12	1:B:145:ILE:H	1.39	0.87
1:A:140:LEU:HD13	1:A:190:ILE:HG13	1.56	0.87
1:G:164:LYS:HZ1	1:G:165:ALA:N	1.73	0.86
1:C:164:LYS:NZ	1:C:165:ALA:H	1.73	0.86
1:E:181:GLN:HG3	1:E:182:PRO:HD3	1.57	0.86
1:B:181:GLN:HG3	1:B:182:PRO:HD3	1.57	0.86
1:B:168:HIS:ND1	1:I:167:THR:HB	1.91	0.86
1:H:145:ILE:H	1:H:145:ILE:HD12	1.40	0.86
1:F:181:GLN:HG3	1:F:182:PRO:HD3	1.58	0.86
1:D:72:TRP:CZ2	1:D:74:PRO:HG3	2.11	0.86
1:B:173:ARG:HH22	1:I:139:GLN:HE22	1.22	0.85
1:F:237:LEU:HD13	1:G:235:PHE:CD2	2.09	0.85
1:I:224:LEU:HD21	1:J:231:LEU:HD22	1.58	0.85
1:D:181:GLN:HG3	1:D:182:PRO:HD3	1.59	0.85
1:G:181:GLN:HG3	1:G:182:PRO:HD3	1.57	0.85
1:C:145:ILE:H	1:C:145:ILE:HD12	1.41	0.85
1:A:72:TRP:CZ2	1:A:74:PRO:HG3	2.11	0.85
1:A:164:LYS:HZ2	1:A:165:ALA:H	0.85	0.84
1:A:181:GLN:HG3	1:A:182:PRO:HD3	1.58	0.84

Continued on next page...

Continued from previous page...

Atom-1	Atom-2	Interatomic distance (Å)	Clash overlap (Å)
1:H:181:GLN:HG3	1:H:182:PRO:HD3	1.59	0.84
1:G:164:LYS:HZ1	1:G:165:ALA:H	0.88	0.84
1:J:167:THR:HG22	1:J:168:HIS:H	1.42	0.84
1:A:288:ASN:CG	1:A:289:GLY:H	1.81	0.84
1:I:215:ILE:O	1:I:218:SER:HB3	1.78	0.83
1:C:181:GLN:HG3	1:C:182:PRO:HD3	1.59	0.83
1:E:145:ILE:HD12	1:E:145:ILE:H	1.43	0.83
1:F:145:ILE:H	1:F:145:ILE:HD12	1.41	0.83
1:G:294:LEU:HA	1:G:297:GLN:HE21	1.43	0.83
1:E:162:ILE:HG22	1:E:163:ARG:H	1.44	0.83
1:J:181:GLN:HG3	1:J:182:PRO:HD3	1.58	0.83
1:I:181:GLN:HG3	1:I:182:PRO:HD3	1.58	0.83
1:A:145:ILE:H	1:A:145:ILE:HD12	1.43	0.83
1:F:256:PRO:HG2	1:F:257:TYR:HD1	1.43	0.82
1:H:256:PRO:HG2	1:H:257:TYR:HD1	1.44	0.82
1:F:215:ILE:O	1:F:218:SER:HB3	1.80	0.82
1:A:162:ILE:HG22	1:A:163:ARG:H	1.44	0.82
1:F:167:THR:HG22	1:F:168:HIS:H	1.43	0.82
1:G:162:ILE:HG22	1:G:163:ARG:H	1.44	0.82
1:C:164:LYS:HZ2	1:C:165:ALA:N	1.76	0.82
1:B:223:TRP:HE1	1:B:300:ARG:HB3	1.43	0.82
1:F:198:ARG:O	1:F:200:PRO:HD3	1.80	0.82
1:B:164:LYS:HD3	1:I:163:ARG:HD2	1.61	0.82
1:C:256:PRO:HG2	1:C:257:TYR:HD1	1.45	0.82
1:D:44:THR:HA	1:D:99:ARG:HA	1.62	0.81
1:G:288:ASN:CG	1:G:289:GLY:H	1.83	0.81
1:A:293:ASP:HB2	1:A:296:ILE:HG22	1.61	0.81
1:C:288:ASN:CG	1:C:289:GLY:H	1.84	0.81
1:H:223:TRP:NE1	1:H:300:ARG:HB3	1.95	0.81
1:J:215:ILE:O	1:J:218:SER:HB3	1.80	0.81
1:I:198:ARG:O	1:I:200:PRO:HD3	1.79	0.81
1:I:288:ASN:CG	1:I:289:GLY:H	1.84	0.81
1:F:72:TRP:CZ2	1:F:74:PRO:HG3	2.14	0.81
1:J:288:ASN:CG	1:J:289:GLY:H	1.83	0.81
1:H:140:LEU:HD13	1:H:190:ILE:HG13	1.63	0.81
1:G:145:ILE:H	1:G:145:ILE:HD12	1.43	0.81
1:C:218:SER:HA	1:C:237:LEU:HD21	1.62	0.81
1:J:72:TRP:CZ2	1:J:74:PRO:HG3	2.15	0.81
1:H:288:ASN:CG	1:H:289:GLY:H	1.83	0.81
1:E:288:ASN:CG	1:E:289:GLY:H	1.84	0.81
1:J:119:PHE:HB3	1:J:120:PRO:HD3	1.61	0.81

Continued on next page...

Continued from previous page...

Atom-1	Atom-2	Interatomic distance (Å)	Clash overlap (Å)
1:B:288:ASN:CG	1:B:289:GLY:H	1.84	0.81
1:I:256:PRO:HG2	1:I:257:TYR:HD1	1.44	0.81
1:B:119:PHE:HB3	1:B:120:PRO:HD3	1.63	0.81
1:J:294:LEU:HA	1:J:297:GLN:HE21	1.46	0.81
1:B:140:LEU:HD13	1:B:190:ILE:HG13	1.62	0.81
1:D:237:LEU:HD13	1:E:235:PHE:CD2	2.15	0.81
1:D:162:ILE:HG22	1:D:163:ARG:H	1.44	0.81
1:I:164:LYS:HZ2	1:I:164:LYS:HA	1.45	0.80
1:J:293:ASP:HB2	1:J:296:ILE:HG22	1.63	0.80
1:F:288:ASN:CG	1:F:289:GLY:H	1.83	0.80
1:C:119:PHE:HB3	1:C:120:PRO:HD3	1.63	0.80
1:J:140:LEU:HD13	1:J:190:ILE:HG13	1.61	0.80
1:F:223:TRP:HE1	1:F:300:ARG:HB3	1.46	0.80
1:D:288:ASN:CG	1:D:289:GLY:H	1.85	0.80
1:I:256:PRO:HG2	1:I:257:TYR:CD1	2.16	0.80
1:A:294:LEU:HA	1:A:297:GLN:HE21	1.46	0.80
1:D:198:ARG:O	1:D:200:PRO:HD3	1.81	0.80
1:G:167:THR:HG22	1:G:168:HIS:H	1.47	0.80
1:A:256:PRO:HG2	1:A:257:TYR:HD1	1.45	0.80
1:D:167:THR:HG22	1:D:168:HIS:H	1.47	0.80
1:E:256:PRO:HG2	1:E:257:TYR:HD1	1.46	0.80
1:I:72:TRP:CZ2	1:I:74:PRO:HG3	2.17	0.79
1:D:256:PRO:HG2	1:D:257:TYR:HD1	1.47	0.79
1:G:119:PHE:HB3	1:G:120:PRO:HD3	1.64	0.79
1:G:256:PRO:HG2	1:G:257:TYR:HD1	1.46	0.79
1:G:223:TRP:NE1	1:G:300:ARG:HB3	1.97	0.79
1:D:215:ILE:O	1:D:218:SER:HB3	1.81	0.79
1:F:119:PHE:HB3	1:F:120:PRO:HD3	1.65	0.79
1:D:140:LEU:HD13	1:D:190:ILE:HG13	1.64	0.79
1:B:224:LEU:HD21	1:C:231:LEU:HD22	1.62	0.79
1:F:294:LEU:HA	1:F:297:GLN:HE21	1.46	0.79
1:D:294:LEU:HA	1:D:297:GLN:HE21	1.46	0.79
1:A:223:TRP:NE1	1:A:300:ARG:HB3	1.96	0.79
1:J:198:ARG:O	1:J:200:PRO:HD3	1.83	0.79
1:G:140:LEU:HD13	1:G:190:ILE:HG13	1.65	0.79
1:H:44:THR:HA	1:H:99:ARG:HA	1.63	0.79
1:H:218:SER:HA	1:H:237:LEU:HD21	1.64	0.79
1:C:293:ASP:HB2	1:C:296:ILE:HG22	1.65	0.79
1:E:294:LEU:HA	1:E:297:GLN:HE21	1.46	0.78
1:F:140:LEU:HD13	1:F:190:ILE:HG13	1.64	0.78
1:C:167:THR:HG22	1:C:168:HIS:H	1.48	0.78

Continued on next page...

Continued from previous page...

Atom-1	Atom-2	Interatomic distance (Å)	Clash overlap (Å)
1:B:162:ILE:HG22	1:B:163:ARG:H	1.48	0.78
1:F:256:PRO:HG2	1:F:257:TYR:CD1	2.19	0.78
1:A:239:LEU:HD23	1:E:240:THR:HA	1.65	0.78
1:H:294:LEU:HA	1:H:297:GLN:HE21	1.48	0.78
1:J:223:TRP:NE1	1:J:300:ARG:HB3	1.99	0.78
1:C:198:ARG:O	1:C:200:PRO:HD3	1.84	0.78
1:H:256:PRO:HG2	1:H:257:TYR:CD1	2.19	0.78
1:A:235:PHE:CD2	1:E:237:LEU:HD13	2.19	0.78
1:F:249:SER:HB3	1:J:251:ILE:HG13	1.65	0.78
1:D:91:ARG:HB2	1:E:133:PHE:HE2	1.47	0.78
1:H:119:PHE:HB3	1:H:120:PRO:HD3	1.65	0.78
1:H:198:ARG:O	1:H:200:PRO:HD3	1.84	0.77
1:C:162:ILE:HG22	1:C:163:ARG:H	1.48	0.77
1:E:140:LEU:HD13	1:E:190:ILE:HG13	1.64	0.77
1:I:294:LEU:HA	1:I:297:GLN:HE21	1.49	0.77
1:C:223:TRP:NE1	1:C:300:ARG:HB3	1.98	0.77
1:G:256:PRO:HG2	1:G:257:TYR:CD1	2.20	0.77
1:I:293:ASP:HB2	1:I:296:ILE:HG22	1.65	0.77
1:F:68:ASN:ND2	1:J:65:ARG:HD2	1.99	0.77
1:H:224:LEU:HD21	1:I:231:LEU:HD22	1.66	0.77
1:G:294:LEU:HA	1:G:297:GLN:NE2	1.99	0.77
1:B:198:ARG:O	1:B:200:PRO:HD3	1.84	0.77
1:D:145:ILE:H	1:D:145:ILE:HD12	1.49	0.77
1:I:140:LEU:HD13	1:I:190:ILE:HG13	1.67	0.77
1:E:293:ASP:HB2	1:E:296:ILE:HG22	1.66	0.77
1:J:28:THR:HB	1:J:255:LEU:HD21	1.68	0.77
1:C:256:PRO:HG2	1:C:257:TYR:CD1	2.20	0.76
1:J:256:PRO:HG2	1:J:257:TYR:HD1	1.50	0.76
1:F:162:ILE:HG22	1:F:163:ARG:H	1.50	0.76
1:I:209:LEU:HB3	1:I:210:PRO:CD	2.13	0.76
1:J:123:ARG:HD2	1:J:197:VAL:HG22	1.67	0.76
1:C:28:THR:HB	1:C:255:LEU:HD21	1.67	0.76
1:F:293:ASP:HB2	1:F:296:ILE:HG22	1.66	0.76
1:I:119:PHE:HB3	1:I:120:PRO:HD3	1.67	0.76
1:D:293:ASP:HB2	1:D:296:ILE:HG22	1.68	0.76
1:B:293:ASP:HB2	1:B:296:ILE:HG22	1.67	0.76
1:I:223:TRP:NE1	1:I:300:ARG:HB3	2.00	0.76
1:I:44:THR:HA	1:I:99:ARG:HA	1.67	0.76
1:C:140:LEU:HD13	1:C:190:ILE:HG13	1.66	0.76
1:A:44:THR:HA	1:A:99:ARG:HA	1.67	0.76
1:E:227:PHE:HA	1:E:230:ARG:HH11	1.49	0.76

Continued on next page...

Continued from previous page...

Atom-1	Atom-2	Interatomic distance (Å)	Clash overlap (Å)
1:D:256:PRO:HG2	1:D:257:TYR:CD1	2.20	0.76
1:A:224:LEU:HD21	1:B:231:LEU:HD22	1.67	0.76
1:J:164:LYS:HZ2	1:J:165:ALA:N	1.83	0.76
1:E:256:PRO:HG2	1:E:257:TYR:CD1	2.21	0.76
1:E:223:TRP:NE1	1:E:300:ARG:HB3	1.99	0.76
1:G:28:THR:HB	1:G:255:LEU:HD21	1.68	0.76
1:J:227:PHE:HA	1:J:230:ARG:HH11	1.51	0.76
1:G:91:ARG:HB2	1:H:133:PHE:HE2	1.51	0.76
1:A:198:ARG:O	1:A:200:PRO:HD3	1.86	0.75
1:G:293:ASP:HB2	1:G:296:ILE:HG22	1.66	0.75
1:I:162:ILE:HG22	1:I:163:ARG:H	1.49	0.75
1:A:119:PHE:HB3	1:A:120:PRO:HD3	1.67	0.75
1:A:148:TYR:OH	1:B:176:HIS:CE1	2.39	0.75
1:E:119:PHE:HB3	1:E:120:PRO:HD3	1.68	0.75
1:E:198:ARG:O	1:E:200:PRO:HD3	1.86	0.75
1:H:293:ASP:HB2	1:H:296:ILE:HG22	1.68	0.75
1:C:227:PHE:HA	1:C:230:ARG:HH11	1.51	0.75
1:E:72:TRP:CZ2	1:E:74:PRO:HG3	2.22	0.75
1:C:215:ILE:O	1:C:218:SER:HB3	1.87	0.75
1:C:72:TRP:CZ2	1:C:74:PRO:HG3	2.22	0.75
1:A:294:LEU:HA	1:A:297:GLN:NE2	2.02	0.74
1:G:44:THR:HA	1:G:99:ARG:HA	1.67	0.74
1:H:28:THR:HB	1:H:255:LEU:HD21	1.70	0.74
1:J:218:SER:HA	1:J:237:LEU:HD21	1.68	0.74
1:C:294:LEU:HA	1:C:297:GLN:HE21	1.51	0.74
1:E:215:ILE:O	1:E:218:SER:HB3	1.87	0.74
1:J:256:PRO:HG2	1:J:257:TYR:CD1	2.22	0.74
1:J:44:THR:HA	1:J:99:ARG:HA	1.67	0.74
1:H:72:TRP:CZ2	1:H:74:PRO:HG3	2.23	0.74
1:H:215:ILE:O	1:H:218:SER:HB3	1.87	0.74
1:A:148:TYR:OH	1:B:176:HIS:NE2	2.20	0.74
1:J:294:LEU:HA	1:J:297:GLN:NE2	2.03	0.74
1:E:294:LEU:HA	1:E:297:GLN:NE2	2.02	0.74
1:D:218:SER:HA	1:D:237:LEU:HD21	1.69	0.74
1:B:294:LEU:HA	1:B:297:GLN:HE21	1.52	0.74
1:B:223:TRP:NE1	1:B:300:ARG:HB3	2.03	0.74
1:D:294:LEU:HA	1:D:297:GLN:NE2	2.02	0.74
1:G:237:LEU:HD13	1:H:235:PHE:CD2	2.23	0.74
1:F:223:TRP:NE1	1:F:300:ARG:HB3	2.02	0.73
1:G:72:TRP:CZ2	1:G:74:PRO:HG3	2.22	0.73
1:F:218:SER:HA	1:F:237:LEU:HD21	1.68	0.73

Continued on next page...

Continued from previous page...

Atom-1	Atom-2	Interatomic distance (Å)	Clash overlap (Å)
1:A:256:PRO:HG2	1:A:257:TYR:CD1	2.22	0.73
1:E:123:ARG:HD2	1:E:197:VAL:HG22	1.70	0.73
1:G:198:ARG:O	1:G:200:PRO:HD3	1.87	0.73
1:I:148:TYR:OH	1:J:176:HIS:CE1	2.41	0.73
1:B:227:PHE:HA	1:B:230:ARG:HH11	1.52	0.73
1:D:28:THR:HB	1:D:255:LEU:HD21	1.70	0.73
1:A:227:PHE:HA	1:A:230:ARG:HH11	1.52	0.73
1:F:44:THR:HA	1:F:99:ARG:HA	1.68	0.73
1:E:44:THR:HA	1:E:99:ARG:HA	1.70	0.73
1:A:39:ILE:HD11	1:A:78:PHE:CZ	2.23	0.73
1:F:239:LEU:HD23	1:J:240:THR:HA	1.71	0.73
1:D:164:LYS:HZ2	1:D:164:LYS:HA	1.54	0.73
1:C:44:THR:HA	1:C:99:ARG:HA	1.71	0.73
1:G:91:ARG:HD2	1:H:134:SER:HB3	1.69	0.73
1:G:218:SER:HA	1:G:237:LEU:HD21	1.70	0.73
1:F:220:SER:HB2	1:G:280:ILE:HD13	1.71	0.73
1:D:223:TRP:NE1	1:D:300:ARG:HB3	2.02	0.72
1:G:251:ILE:HG13	1:H:249:SER:HB3	1.71	0.72
1:D:227:PHE:HA	1:D:230:ARG:HH11	1.52	0.72
1:B:173:ARG:NH2	1:I:139:GLN:HE22	1.87	0.72
1:H:164:LYS:HZ2	1:H:165:ALA:N	1.87	0.72
1:F:237:LEU:HD13	1:G:235:PHE:CE2	2.24	0.72
1:I:164:LYS:NZ	1:I:165:ALA:N	2.34	0.72
1:F:28:THR:HB	1:F:255:LEU:HD21	1.72	0.72
1:J:209:LEU:HB3	1:J:210:PRO:CD	2.20	0.72
1:G:227:PHE:HA	1:G:230:ARG:HH11	1.55	0.72
1:D:119:PHE:HB3	1:D:120:PRO:HD3	1.72	0.72
1:A:293:ASP:HB2	1:A:296:ILE:CG2	2.19	0.71
1:F:294:LEU:HA	1:F:297:GLN:NE2	2.04	0.71
1:E:209:LEU:HB3	1:E:210:PRO:CD	2.20	0.71
1:I:227:PHE:HA	1:I:230:ARG:HH11	1.55	0.71
1:C:123:ARG:HD2	1:C:197:VAL:HG22	1.73	0.71
1:A:215:ILE:O	1:A:218:SER:HB3	1.90	0.71
1:E:28:THR:HB	1:E:255:LEU:HD21	1.71	0.71
1:B:44:THR:HA	1:B:99:ARG:HA	1.72	0.71
1:E:39:ILE:HD11	1:E:78:PHE:CZ	2.25	0.71
1:J:162:ILE:HG22	1:J:163:ARG:H	1.54	0.71
1:D:91:ARG:HB2	1:E:133:PHE:CE2	2.26	0.71
1:A:78:PHE:HB3	1:A:81:VAL:HG23	1.71	0.71
1:F:227:PHE:HA	1:F:230:ARG:HH11	1.55	0.71
1:B:148:TYR:OH	1:C:176:HIS:NE2	2.24	0.71

Continued on next page...

Continued from previous page...

Atom-1	Atom-2	Interatomic distance (Å)	Clash overlap (Å)
1:E:226:SER:O	1:E:230:ARG:HD3	1.91	0.71
1:B:224:LEU:O	1:B:230:ARG:HD2	1.90	0.71
1:A:28:THR:HB	1:A:255:LEU:HD21	1.72	0.71
1:C:39:ILE:HD11	1:C:78:PHE:CZ	2.25	0.71
1:I:294:LEU:HA	1:I:297:GLN:NE2	2.06	0.71
1:F:78:PHE:HB3	1:F:81:VAL:HG23	1.73	0.71
1:E:150:GLU:HB3	1:E:153:ASP:HB2	1.73	0.71
1:E:78:PHE:HB3	1:E:81:VAL:HG23	1.73	0.70
1:H:209:LEU:HB3	1:H:210:PRO:CD	2.21	0.70
1:F:150:GLU:HB3	1:F:153:ASP:HB2	1.74	0.70
1:J:293:ASP:HB2	1:J:296:ILE:CG2	2.21	0.70
1:G:164:LYS:HA	1:G:164:LYS:HZ2	1.55	0.70
1:D:301:LEU:O	1:D:301:LEU:HD23	1.91	0.70
1:I:28:THR:HB	1:I:255:LEU:HD21	1.72	0.70
1:H:227:PHE:HA	1:H:230:ARG:HH11	1.57	0.70
1:H:294:LEU:HA	1:H:297:GLN:NE2	2.05	0.70
1:I:78:PHE:HB3	1:I:81:VAL:HG23	1.73	0.70
1:H:52:GLY:O	1:H:53:ASP:HB2	1.91	0.70
1:I:293:ASP:HB2	1:I:296:ILE:CG2	2.21	0.70
1:E:301:LEU:HD23	1:E:301:LEU:O	1.91	0.70
1:F:254:ARG:O	1:F:255:LEU:HD23	1.91	0.70
1:D:91:ARG:HD2	1:E:134:SER:HB3	1.74	0.70
1:A:162:ILE:N	1:A:162:ILE:HD12	2.07	0.70
1:I:148:TYR:CE2	1:J:176:HIS:NE2	2.60	0.69
1:J:211:LEU:O	1:J:215:ILE:HG12	1.91	0.69
1:H:226:SER:O	1:H:230:ARG:HD3	1.91	0.69
1:I:202:TYR:HB2	1:J:256:PRO:O	1.93	0.69
1:D:224:LEU:O	1:D:230:ARG:HD2	1.92	0.69
1:C:293:ASP:HB2	1:C:296:ILE:CG2	2.22	0.69
1:H:254:ARG:O	1:H:255:LEU:HD23	1.92	0.69
1:H:39:ILE:HD11	1:H:78:PHE:CZ	2.26	0.69
1:D:52:GLY:O	1:D:53:ASP:HB2	1.93	0.69
1:G:150:GLU:HB3	1:G:153:ASP:HB2	1.73	0.69
1:H:150:GLU:HB3	1:H:153:ASP:HB2	1.74	0.69
1:G:162:ILE:N	1:G:162:ILE:HD12	2.07	0.69
1:D:78:PHE:HB3	1:D:81:VAL:HG23	1.72	0.69
1:C:301:LEU:HD23	1:C:301:LEU:O	1.93	0.69
1:I:148:TYR:HE2	1:J:176:HIS:HE2	1.38	0.69
1:D:209:LEU:HB3	1:D:210:PRO:CD	2.23	0.69
1:J:39:ILE:HD11	1:J:78:PHE:CZ	2.28	0.69
1:F:301:LEU:HD23	1:F:301:LEU:O	1.92	0.69

Continued on next page...

Continued from previous page...

Atom-1	Atom-2	Interatomic distance (Å)	Clash overlap (Å)
1:E:52:GLY:O	1:E:53:ASP:HB2	1.92	0.69
1:D:150:GLU:HB3	1:D:153:ASP:HB2	1.75	0.69
1:D:226:SER:O	1:D:230:ARG:HD3	1.93	0.69
1:B:215:ILE:O	1:B:218:SER:HB3	1.93	0.69
1:J:150:GLU:HB3	1:J:153:ASP:HB2	1.73	0.68
1:C:150:GLU:HB3	1:C:153:ASP:HB2	1.73	0.68
1:E:293:ASP:HB2	1:E:296:ILE:CG2	2.23	0.68
1:G:215:ILE:O	1:G:218:SER:HB3	1.93	0.68
1:A:150:GLU:HB3	1:A:153:ASP:HB2	1.74	0.68
1:I:218:SER:HA	1:I:237:LEU:HD21	1.74	0.68
1:B:209:LEU:HB3	1:B:210:PRO:CD	2.24	0.68
1:H:167:THR:HG22	1:H:168:HIS:N	2.07	0.68
1:B:218:SER:HA	1:B:237:LEU:HD21	1.73	0.68
1:J:162:ILE:HD12	1:J:162:ILE:N	2.08	0.68
1:B:167:THR:HG22	1:B:168:HIS:N	2.08	0.68
1:I:167:THR:HG22	1:I:168:HIS:N	2.08	0.68
1:E:227:PHE:HA	1:E:230:ARG:NH1	2.08	0.68
1:D:72:TRP:CD1	1:D:72:TRP:O	2.47	0.68
1:G:240:THR:HA	1:H:239:LEU:HD23	1.75	0.68
1:B:72:TRP:CZ2	1:B:74:PRO:HG3	2.28	0.68
1:G:78:PHE:HB3	1:G:81:VAL:HG23	1.76	0.68
1:I:164:LYS:HZ2	1:I:165:ALA:H	1.42	0.68
1:E:164:LYS:HA	1:E:164:LYS:HZ3	1.59	0.68
1:B:39:ILE:HD11	1:B:78:PHE:CZ	2.29	0.68
1:A:123:ARG:HD2	1:A:197:VAL:HG22	1.74	0.68
1:A:301:LEU:O	1:A:301:LEU:HD23	1.94	0.68
1:B:167:THR:O	1:B:168:HIS:HB2	1.94	0.68
1:G:167:THR:O	1:G:168:HIS:HB2	1.93	0.68
1:E:218:SER:HA	1:E:237:LEU:HD21	1.74	0.68
1:A:52:GLY:O	1:A:53:ASP:HB2	1.94	0.68
1:B:150:GLU:HB3	1:B:153:ASP:HB2	1.75	0.67
1:G:293:ASP:HB2	1:G:296:ILE:CG2	2.23	0.67
1:C:294:LEU:HA	1:C:297:GLN:NE2	2.08	0.67
1:A:226:SER:O	1:A:230:ARG:HD3	1.94	0.67
1:C:226:SER:O	1:C:230:ARG:HD3	1.93	0.67
1:A:202:TYR:HB2	1:B:256:PRO:O	1.94	0.67
1:D:164:LYS:NZ	1:D:165:ALA:N	2.36	0.67
1:H:78:PHE:HB3	1:H:81:VAL:HG23	1.74	0.67
1:B:28:THR:HB	1:B:255:LEU:HD21	1.76	0.67
1:C:209:LEU:HB3	1:C:210:PRO:CD	2.24	0.67
1:G:127:VAL:O	1:G:128:LEU:HD12	1.93	0.67

Continued on next page...

Continued from previous page...

Atom-1	Atom-2	Interatomic distance (Å)	Clash overlap (Å)
1:B:256:PRO:HG2	1:B:257:TYR:CD1	2.29	0.67
1:D:293:ASP:HB2	1:D:296:ILE:CG2	2.24	0.67
1:B:294:LEU:HA	1:B:297:GLN:NE2	2.09	0.67
1:C:91:ARG:CD	1:D:134:SER:HB3	2.25	0.67
1:G:72:TRP:HZ3	1:G:135:TYR:CZ	2.11	0.67
1:F:123:ARG:HD2	1:F:197:VAL:HG22	1.77	0.67
1:F:293:ASP:HB2	1:F:296:ILE:CG2	2.24	0.67
1:F:157:ILE:HD11	1:G:115:ASP:OD2	1.94	0.67
1:D:211:LEU:O	1:D:215:ILE:HG12	1.95	0.67
1:A:148:TYR:CE2	1:B:176:HIS:NE2	2.62	0.67
1:B:256:PRO:HG2	1:B:257:TYR:HD1	1.59	0.67
1:I:150:GLU:HB3	1:I:153:ASP:HB2	1.75	0.67
1:J:259:THR:O	1:J:263:GLN:HG3	1.95	0.67
1:E:72:TRP:HZ3	1:E:135:TYR:CZ	2.12	0.66
1:A:218:SER:HA	1:A:237:LEU:HD21	1.77	0.66
1:B:226:SER:O	1:B:230:ARG:HD3	1.95	0.66
1:G:52:GLY:O	1:G:53:ASP:HB2	1.96	0.66
1:F:211:LEU:O	1:F:215:ILE:HG12	1.96	0.66
1:J:78:PHE:HB3	1:J:81:VAL:HG23	1.77	0.66
1:H:293:ASP:HB2	1:H:296:ILE:CG2	2.25	0.66
1:B:293:ASP:HB2	1:B:296:ILE:CG2	2.24	0.66
1:H:301:LEU:HD23	1:H:301:LEU:O	1.96	0.66
1:B:123:ARG:HD2	1:B:197:VAL:HG22	1.76	0.66
1:I:301:LEU:O	1:I:301:LEU:HD23	1.95	0.66
1:A:254:ARG:O	1:A:255:LEU:HD23	1.96	0.66
1:D:220:SER:HB2	1:E:280:ILE:HD13	1.76	0.66
1:A:115:ASP:OD2	1:E:157:ILE:HD11	1.95	0.66
1:D:127:VAL:O	1:D:128:LEU:HD12	1.96	0.66
1:F:247:TYR:CE1	1:G:245:ALA:HB1	2.30	0.66
1:J:301:LEU:HD23	1:J:301:LEU:O	1.95	0.66
1:D:155:GLU:HB3	1:D:161:TRP:CD1	2.31	0.66
1:J:72:TRP:HZ3	1:J:135:TYR:CZ	2.14	0.65
1:B:301:LEU:O	1:B:301:LEU:HD23	1.96	0.65
1:B:226:SER:HB3	1:B:229:GLU:HG3	1.77	0.65
1:H:239:LEU:CD1	1:I:239:LEU:HD21	2.26	0.65
1:B:247:TYR:HE1	1:C:249:SER:HG	1.42	0.65
1:I:226:SER:HB3	1:I:229:GLU:HG3	1.78	0.65
1:H:72:TRP:HZ3	1:H:135:TYR:CZ	2.14	0.65
1:B:169:ILE:HB	1:I:168:HIS:ND1	2.12	0.65
1:J:226:SER:O	1:J:230:ARG:HD3	1.96	0.65
1:A:209:LEU:HB3	1:A:210:PRO:CD	2.26	0.65

Continued on next page...

Continued from previous page...

Atom-1	Atom-2	Interatomic distance (Å)	Clash overlap (Å)
1:A:148:TYR:CZ	1:B:176:HIS:NE2	2.65	0.65
1:E:167:THR:HG22	1:E:168:HIS:N	2.08	0.65
1:B:162:ILE:N	1:B:162:ILE:HD12	2.10	0.65
1:A:204:LEU:HD23	1:A:208:ILE:HG13	1.78	0.65
1:A:259:THR:O	1:A:263:GLN:HG3	1.97	0.65
1:J:78:PHE:HB3	1:J:81:VAL:CG2	2.27	0.65
1:A:162:ILE:HD12	1:A:162:ILE:H	1.61	0.65
1:E:254:ARG:O	1:E:255:LEU:HD23	1.96	0.65
1:G:254:ARG:O	1:G:255:LEU:HD23	1.96	0.65
1:H:204:LEU:HD23	1:H:208:ILE:HG13	1.79	0.65
1:H:226:SER:HB3	1:H:229:GLU:HG3	1.79	0.64
1:H:239:LEU:HD13	1:I:239:LEU:HD21	1.79	0.64
1:D:237:LEU:HD13	1:E:235:PHE:CE2	2.31	0.64
1:G:226:SER:HB3	1:G:229:GLU:HG3	1.78	0.64
1:G:301:LEU:O	1:G:301:LEU:HD23	1.97	0.64
1:G:204:LEU:HD23	1:G:208:ILE:HG13	1.79	0.64
1:D:254:ARG:O	1:D:255:LEU:HD23	1.97	0.64
1:A:78:PHE:HB3	1:A:81:VAL:CG2	2.27	0.64
1:F:209:LEU:HB3	1:F:210:PRO:CD	2.28	0.64
1:F:91:ARG:HB2	1:G:133:PHE:HE2	1.60	0.64
1:H:211:LEU:O	1:H:215:ILE:HG12	1.96	0.64
1:D:78:PHE:HB3	1:D:81:VAL:CG2	2.28	0.64
1:D:247:TYR:CE1	1:E:245:ALA:HB1	2.33	0.64
1:G:209:LEU:HB3	1:G:210:PRO:CD	2.26	0.64
1:I:52:GLY:O	1:I:53:ASP:HB2	1.97	0.64
1:E:204:LEU:HD23	1:E:208:ILE:HG13	1.80	0.64
1:I:72:TRP:HZ3	1:I:135:TYR:CZ	2.15	0.64
1:J:254:ARG:O	1:J:255:LEU:HD23	1.98	0.64
1:J:227:PHE:HA	1:J:230:ARG:NH1	2.13	0.64
1:A:247:TYR:HE1	1:B:249:SER:HG	1.46	0.64
1:F:134:SER:HB3	1:J:91:ARG:CD	2.28	0.64
1:H:112:ASN:OD1	1:H:113:ASP:N	2.30	0.64
1:E:226:SER:HB3	1:E:229:GLU:HG3	1.80	0.64
1:C:254:ARG:O	1:C:255:LEU:HD23	1.96	0.64
1:I:254:ARG:O	1:I:255:LEU:HD23	1.98	0.64
1:H:224:LEU:O	1:H:230:ARG:HD2	1.97	0.64
1:C:72:TRP:HZ3	1:C:135:TYR:CZ	2.16	0.64
1:A:167:THR:HG22	1:A:168:HIS:N	2.10	0.64
1:F:162:ILE:N	1:F:162:ILE:HD12	2.12	0.64
1:E:78:PHE:HB3	1:E:81:VAL:CG2	2.28	0.64
1:D:226:SER:HB3	1:D:229:GLU:HG3	1.79	0.63

Continued on next page...

Continued from previous page...

Atom-1	Atom-2	Interatomic distance (Å)	Clash overlap (Å)
1:C:237:LEU:HD13	1:D:235:PHE:CD2	2.33	0.63
1:H:78:PHE:HB3	1:H:81:VAL:CG2	2.29	0.63
1:D:227:PHE:HA	1:D:230:ARG:NH1	2.14	0.63
1:I:164:LYS:HZ2	1:I:164:LYS:CA	2.12	0.63
1:F:164:LYS:HZ2	1:F:165:ALA:H	0.80	0.63
1:F:78:PHE:HB3	1:F:81:VAL:CG2	2.28	0.63
1:D:39:ILE:HD11	1:D:78:PHE:CZ	2.32	0.63
1:G:123:ARG:HD2	1:G:197:VAL:HG22	1.78	0.63
1:B:227:PHE:HA	1:B:230:ARG:NH1	2.13	0.63
1:C:226:SER:HB3	1:C:229:GLU:HG3	1.81	0.63
1:B:224:LEU:HB2	1:B:230:ARG:HG3	1.79	0.63
1:G:91:ARG:HB2	1:H:133:PHE:CE2	2.34	0.63
1:I:39:ILE:HD11	1:I:78:PHE:CZ	2.32	0.63
1:D:123:ARG:HD2	1:D:197:VAL:HG22	1.80	0.63
1:E:162:ILE:N	1:E:162:ILE:HD12	2.14	0.63
1:G:226:SER:O	1:G:230:ARG:HD3	1.98	0.63
1:B:204:LEU:HD23	1:B:208:ILE:HG13	1.79	0.63
1:A:231:LEU:HD23	1:A:231:LEU:C	2.19	0.62
1:A:288:ASN:CG	1:A:289:GLY:N	2.52	0.62
1:F:231:LEU:HD23	1:F:231:LEU:C	2.20	0.62
1:G:91:ARG:CD	1:H:134:SER:HB3	2.28	0.62
1:G:162:ILE:H	1:G:162:ILE:HD12	1.61	0.62
1:B:223:TRP:CE3	1:C:280:ILE:HG22	2.34	0.62
1:B:148:TYR:OH	1:C:176:HIS:CE1	2.52	0.62
1:G:127:VAL:C	1:G:128:LEU:HD12	2.19	0.62
1:C:52:GLY:O	1:C:53:ASP:HB2	1.97	0.62
1:F:72:TRP:CH2	1:F:74:PRO:HG3	2.34	0.62
1:I:169:ILE:HD12	1:I:190:ILE:HG12	1.82	0.62
1:F:220:SER:HB2	1:G:280:ILE:CD1	2.30	0.62
1:C:78:PHE:HB3	1:C:81:VAL:HG23	1.80	0.62
1:D:59:GLU:O	1:D:63:ILE:HG13	1.99	0.62
1:G:224:LEU:O	1:G:230:ARG:HD2	1.98	0.62
1:J:162:ILE:HD12	1:J:162:ILE:H	1.63	0.62
1:F:52:GLY:O	1:F:53:ASP:HB2	1.99	0.62
1:A:134:SER:HB3	1:E:91:ARG:CD	2.29	0.62
1:D:251:ILE:HG13	1:E:249:SER:HB3	1.80	0.62
1:A:249:SER:HB3	1:E:251:ILE:CG1	2.29	0.62
1:F:167:THR:HG22	1:F:168:HIS:N	2.14	0.62
1:G:169:ILE:HD12	1:G:190:ILE:HG12	1.82	0.62
1:A:280:ILE:CD1	1:E:220:SER:HB2	2.29	0.62
1:D:56:LEU:HD13	1:D:57:ILE:N	2.15	0.62

Continued on next page...

Continued from previous page...

Atom-1	Atom-2	Interatomic distance (Å)	Clash overlap (Å)
1:F:162:ILE:HD12	1:F:162:ILE:H	1.65	0.62
1:A:226:SER:HB3	1:A:229:GLU:HG3	1.82	0.62
1:G:167:THR:O	1:G:168:HIS:CB	2.48	0.62
1:F:226:SER:HB3	1:F:229:GLU:HG3	1.80	0.62
1:B:127:VAL:O	1:B:128:LEU:HD12	2.00	0.62
1:A:72:TRP:CH2	1:A:74:PRO:HG3	2.35	0.61
1:I:224:LEU:O	1:I:230:ARG:HD2	2.00	0.61
1:C:211:LEU:O	1:C:215:ILE:HG12	2.00	0.61
1:C:162:ILE:HD12	1:C:162:ILE:N	2.15	0.61
1:A:227:PHE:HA	1:A:230:ARG:NH1	2.15	0.61
1:F:239:LEU:CD2	1:J:240:THR:HA	2.31	0.61
1:E:224:LEU:O	1:E:230:ARG:HD2	2.01	0.61
1:D:162:ILE:HD12	1:D:162:ILE:N	2.14	0.61
1:G:227:PHE:HA	1:G:230:ARG:NH1	2.15	0.61
1:C:227:PHE:HA	1:C:230:ARG:NH1	2.14	0.61
1:F:224:LEU:O	1:F:230:ARG:HD2	2.00	0.61
1:I:288:ASN:CG	1:I:289:GLY:N	2.54	0.61
1:J:288:ASN:CG	1:J:289:GLY:N	2.54	0.61
1:I:231:LEU:HD23	1:I:231:LEU:C	2.20	0.61
1:J:204:LEU:HD23	1:J:208:ILE:HG13	1.83	0.61
1:I:226:SER:O	1:I:230:ARG:HD3	2.01	0.61
1:J:167:THR:HG22	1:J:168:HIS:N	2.13	0.61
1:C:78:PHE:HB3	1:C:81:VAL:CG2	2.30	0.61
1:G:219:TRP:C	1:G:221:VAL:H	2.04	0.61
1:I:148:TYR:OH	1:J:176:HIS:NE2	2.33	0.61
1:C:204:LEU:HD23	1:C:208:ILE:HG13	1.82	0.61
1:A:112:ASN:OD1	1:A:113:ASP:N	2.34	0.61
1:B:202:TYR:HB2	1:C:256:PRO:O	2.00	0.61
1:C:224:LEU:O	1:C:230:ARG:HD2	2.00	0.61
1:F:39:ILE:HD11	1:F:78:PHE:CZ	2.36	0.61
1:B:52:GLY:O	1:B:53:ASP:HB2	1.99	0.61
1:H:288:ASN:CG	1:H:289:GLY:N	2.54	0.61
1:E:211:LEU:O	1:E:215:ILE:HG12	2.01	0.61
1:B:251:ILE:HG13	1:C:249:SER:HB3	1.82	0.61
1:B:288:ASN:CG	1:B:289:GLY:N	2.54	0.60
1:F:288:ASN:CG	1:F:289:GLY:N	2.54	0.60
1:D:288:ASN:CG	1:D:289:GLY:N	2.55	0.60
1:F:240:THR:HA	1:G:239:LEU:HD23	1.83	0.60
1:E:155:GLU:HB3	1:E:161:TRP:CD1	2.34	0.60
1:J:155:GLU:HB3	1:J:161:TRP:CD1	2.36	0.60
1:I:162:ILE:HD12	1:I:162:ILE:N	2.16	0.60

Continued on next page...

Continued from previous page...

Atom-1	Atom-2	Interatomic distance (Å)	Clash overlap (Å)
1:C:155:GLU:HB3	1:C:161:TRP:CD1	2.36	0.60
1:D:162:ILE:HD12	1:D:162:ILE:H	1.66	0.60
1:D:224:LEU:HB2	1:D:230:ARG:HG3	1.84	0.60
1:J:210:PRO:O	1:J:214:ILE:HG12	2.00	0.60
1:D:259:THR:O	1:D:263:GLN:HG3	2.02	0.60
1:F:255:LEU:HB3	1:F:256:PRO:HD2	1.83	0.60
1:E:288:ASN:CG	1:E:289:GLY:N	2.54	0.60
1:F:169:ILE:HD12	1:F:190:ILE:HG12	1.84	0.60
1:H:72:TRP:CD1	1:H:72:TRP:O	2.55	0.60
1:G:72:TRP:CD1	1:G:72:TRP:O	2.55	0.60
1:B:162:ILE:H	1:B:162:ILE:HD12	1.66	0.60
1:J:226:SER:HB3	1:J:229:GLU:HG3	1.83	0.60
1:F:239:LEU:HD23	1:J:240:THR:OG1	2.01	0.60
1:B:72:TRP:HZ3	1:B:135:TYR:CZ	2.19	0.60
1:G:39:ILE:HD11	1:G:78:PHE:CZ	2.35	0.60
1:A:210:PRO:O	1:A:214:ILE:HG12	2.01	0.60
1:F:91:ARG:HB2	1:G:133:PHE:CE2	2.35	0.60
1:I:211:LEU:O	1:I:215:ILE:HG12	2.01	0.60
1:C:288:ASN:CG	1:C:289:GLY:N	2.54	0.60
1:A:211:LEU:O	1:A:215:ILE:HG12	2.01	0.60
1:J:51:PRO:HD2	1:J:56:LEU:HD23	1.83	0.60
1:D:72:TRP:HZ3	1:D:135:TYR:CZ	2.20	0.60
1:J:231:LEU:C	1:J:231:LEU:HD23	2.22	0.60
1:F:226:SER:O	1:F:230:ARG:HD3	2.02	0.60
1:D:112:ASN:OD1	1:D:113:ASP:N	2.35	0.60
1:B:164:LYS:HA	1:B:164:LYS:HZ2	1.67	0.60
1:D:72:TRP:CH2	1:D:74:PRO:HG3	2.37	0.60
1:B:65:ARG:HD2	1:C:68:ASN:ND2	2.16	0.60
1:A:269:TYR:CD2	1:E:210:PRO:HB3	2.36	0.59
1:F:251:ILE:HG13	1:G:249:SER:HB3	1.81	0.59
1:G:91:ARG:HD2	1:H:134:SER:CB	2.31	0.59
1:I:78:PHE:HB3	1:I:81:VAL:CG2	2.33	0.59
1:H:155:GLU:HB3	1:H:161:TRP:CD1	2.37	0.59
1:J:127:VAL:O	1:J:128:LEU:HD12	2.02	0.59
1:D:255:LEU:HB3	1:D:256:PRO:HD2	1.84	0.59
1:A:148:TYR:HE2	1:B:176:HIS:HE2	1.49	0.59
1:G:211:LEU:O	1:G:215:ILE:HG12	2.02	0.59
1:A:280:ILE:HG22	1:E:223:TRP:CE3	2.37	0.59
1:F:72:TRP:HZ3	1:F:135:TYR:CZ	2.20	0.59
1:F:259:THR:O	1:F:263:GLN:HG3	2.03	0.59
1:A:240:THR:OG1	1:B:239:LEU:HD23	2.03	0.59

Continued on next page...

Continued from previous page...

Atom-1	Atom-2	Interatomic distance (Å)	Clash overlap (Å)
1:C:240:THR:HA	1:D:239:LEU:HD23	1.83	0.59
1:I:290:VAL:O	1:I:290:VAL:HG12	2.02	0.59
1:D:185:ASN:N	1:D:185:ASN:HD22	2.00	0.59
1:A:155:GLU:HB3	1:A:161:TRP:CD1	2.37	0.59
1:B:112:ASN:OD1	1:B:113:ASP:N	2.36	0.59
1:G:288:ASN:CG	1:G:289:GLY:N	2.52	0.59
1:I:224:LEU:HB2	1:I:230:ARG:HG3	1.84	0.59
1:I:123:ARG:HD2	1:I:197:VAL:HG22	1.85	0.59
1:H:145:ILE:HD12	1:H:145:ILE:N	2.17	0.59
1:F:134:SER:CB	1:J:91:ARG:HD2	2.32	0.59
1:B:127:VAL:C	1:B:128:LEU:HD12	2.23	0.59
1:C:51:PRO:HD2	1:C:56:LEU:HD23	1.85	0.59
1:F:134:SER:HB3	1:J:91:ARG:HD2	1.84	0.58
1:A:235:PHE:HD2	1:E:237:LEU:HD13	1.65	0.58
1:D:231:LEU:C	1:D:231:LEU:HD23	2.24	0.58
1:G:210:PRO:HB3	1:H:269:TYR:CD2	2.37	0.58
1:I:185:ASN:HD22	1:I:185:ASN:N	2.00	0.58
1:F:155:GLU:HB3	1:F:161:TRP:CD1	2.38	0.58
1:B:155:GLU:HB3	1:B:161:TRP:CD1	2.38	0.58
1:D:72:TRP:CD1	1:D:72:TRP:C	2.76	0.58
1:F:227:PHE:HA	1:F:230:ARG:NH1	2.19	0.58
1:G:155:GLU:HB3	1:G:161:TRP:CD1	2.38	0.58
1:B:107:LEU:HD23	1:C:83:GLY:HA2	1.85	0.58
1:A:285:ARG:NE	1:A:285:ARG:HA	2.18	0.58
1:A:290:VAL:O	1:A:290:VAL:HG12	2.04	0.58
1:H:162:ILE:HD12	1:H:162:ILE:N	2.18	0.58
1:I:227:PHE:HA	1:I:230:ARG:NH1	2.17	0.58
1:E:162:ILE:HD12	1:E:162:ILE:H	1.67	0.58
1:I:72:TRP:CD1	1:I:72:TRP:O	2.57	0.58
1:C:72:TRP:CD1	1:C:72:TRP:O	2.55	0.58
1:B:78:PHE:HB3	1:B:81:VAL:HG23	1.86	0.58
1:J:52:GLY:O	1:J:53:ASP:HB2	2.02	0.58
1:A:127:VAL:O	1:A:128:LEU:HD12	2.04	0.58
1:G:285:ARG:HA	1:G:285:ARG:NE	2.17	0.58
1:E:185:ASN:HD22	1:E:185:ASN:N	1.99	0.58
1:D:91:ARG:CD	1:E:134:SER:HB3	2.34	0.58
1:J:224:LEU:HB2	1:J:230:ARG:HG3	1.86	0.58
1:F:224:LEU:HB2	1:F:230:ARG:HG3	1.86	0.58
1:I:285:ARG:HA	1:I:285:ARG:NE	2.19	0.58
1:A:231:LEU:HD22	1:E:224:LEU:HD21	1.86	0.58
1:H:174:TYR:O	1:H:177:LEU:HD11	2.04	0.58

Continued on next page...

Continued from previous page...

Atom-1	Atom-2	Interatomic distance (Å)	Clash overlap (Å)
1:F:112:ASN:OD1	1:F:113:ASP:N	2.37	0.58
1:C:162:ILE:HD12	1:C:162:ILE:H	1.68	0.58
1:I:204:LEU:HD23	1:I:208:ILE:HG13	1.86	0.58
1:H:148:TYR:OH	1:I:176:HIS:NE2	2.36	0.58
1:A:140:LEU:HD22	1:A:190:ILE:HD11	1.86	0.58
1:C:91:ARG:HD2	1:D:134:SER:HB3	1.85	0.58
1:C:251:ILE:HG13	1:D:249:SER:HB3	1.84	0.58
1:A:299:CYS:HB2	1:A:302:ALA:CB	2.34	0.58
1:E:290:VAL:O	1:E:290:VAL:HG12	2.04	0.58
1:C:285:ARG:NE	1:C:285:ARG:HA	2.18	0.57
1:H:290:VAL:O	1:H:290:VAL:HG12	2.04	0.57
1:F:64:GLU:HG3	1:J:61:THR:HG21	1.84	0.57
1:G:299:CYS:HB2	1:G:302:ALA:CB	2.34	0.57
1:A:224:LEU:O	1:A:230:ARG:HD2	2.05	0.57
1:H:164:LYS:HZ2	1:H:164:LYS:HA	1.70	0.57
1:C:231:LEU:HD23	1:C:231:LEU:C	2.24	0.57
1:F:51:PRO:HD2	1:F:56:LEU:HD23	1.85	0.57
1:E:127:VAL:O	1:E:128:LEU:HD12	2.04	0.57
1:D:290:VAL:HG12	1:D:290:VAL:O	2.04	0.57
1:G:290:VAL:O	1:G:290:VAL:HG12	2.04	0.57
1:C:185:ASN:HD22	1:C:185:ASN:N	2.03	0.57
1:B:169:ILE:HD12	1:B:190:ILE:HG12	1.86	0.57
1:E:231:LEU:C	1:E:231:LEU:HD23	2.25	0.57
1:F:204:LEU:HD23	1:F:208:ILE:HG13	1.87	0.57
1:C:224:LEU:HB2	1:C:230:ARG:HG3	1.87	0.57
1:A:133:PHE:HE2	1:E:91:ARG:HB2	1.69	0.57
1:H:91:ARG:CD	1:I:134:SER:HB3	2.35	0.57
1:B:173:ARG:NH2	1:I:139:GLN:NE2	2.43	0.57
1:J:145:ILE:HD12	1:J:145:ILE:N	2.13	0.57
1:C:112:ASN:OD1	1:C:113:ASP:N	2.37	0.57
1:F:305:LEU:C	1:F:305:LEU:HD12	2.25	0.57
1:B:240:THR:HA	1:C:239:LEU:HD23	1.85	0.57
1:D:240:THR:HA	1:E:239:LEU:HD23	1.86	0.57
1:H:251:ILE:HG13	1:I:249:SER:HB3	1.87	0.57
1:F:290:VAL:O	1:F:290:VAL:HG12	2.04	0.57
1:C:223:TRP:CE2	1:C:300:ARG:HD3	2.40	0.57
1:H:227:PHE:HA	1:H:230:ARG:NH1	2.18	0.57
1:C:91:ARG:HD2	1:D:134:SER:CB	2.35	0.57
1:A:59:GLU:O	1:A:63:ILE:HG13	2.05	0.57
1:C:255:LEU:HB3	1:C:256:PRO:HD2	1.87	0.56
1:F:72:TRP:CD1	1:F:72:TRP:O	2.58	0.56

Continued on next page...

Continued from previous page...

Atom-1	Atom-2	Interatomic distance (Å)	Clash overlap (Å)
1:B:23:ILE:HG21	1:B:126:PHE:CD2	2.41	0.56
1:C:290:VAL:O	1:C:290:VAL:HG12	2.04	0.56
1:J:255:LEU:HB3	1:J:256:PRO:HD2	1.86	0.56
1:J:290:VAL:HG12	1:J:290:VAL:O	2.04	0.56
1:B:167:THR:O	1:B:168:HIS:CB	2.51	0.56
1:D:167:THR:HG22	1:D:168:HIS:N	2.19	0.56
1:G:167:THR:HG22	1:G:168:HIS:N	2.17	0.56
1:G:259:THR:O	1:G:263:GLN:HG3	2.05	0.56
1:A:65:ARG:HD2	1:B:68:ASN:ND2	2.20	0.56
1:I:59:GLU:O	1:I:63:ILE:HG13	2.05	0.56
1:A:56:LEU:HD13	1:A:57:ILE:N	2.20	0.56
1:G:224:LEU:HB2	1:G:230:ARG:HG3	1.85	0.56
1:G:112:ASN:OD1	1:G:113:ASP:N	2.38	0.56
1:E:112:ASN:OD1	1:E:113:ASP:N	2.38	0.56
1:B:290:VAL:O	1:B:290:VAL:HG12	2.04	0.56
1:B:115:ASP:H	1:B:124:GLN:HE22	1.53	0.56
1:B:223:TRP:CE3	1:C:280:ILE:CG2	2.88	0.56
1:B:211:LEU:O	1:B:215:ILE:HG12	2.05	0.56
1:G:185:ASN:N	1:G:185:ASN:HD22	2.02	0.56
1:D:305:LEU:HD12	1:D:305:LEU:C	2.26	0.56
1:E:305:LEU:HD12	1:E:305:LEU:C	2.26	0.56
1:B:305:LEU:C	1:B:305:LEU:HD12	2.26	0.56
1:H:231:LEU:HD23	1:H:231:LEU:C	2.26	0.56
1:F:285:ARG:NE	1:F:285:ARG:HA	2.21	0.56
1:H:252:LEU:HG	1:H:253:PRO:HD2	1.87	0.56
1:A:167:THR:O	1:A:168:HIS:HB2	2.05	0.56
1:E:224:LEU:HB2	1:E:230:ARG:HG3	1.88	0.56
1:H:145:ILE:HG21	1:H:192:VAL:HG11	1.88	0.56
1:E:262:ASP:O	1:E:266:ILE:HG12	2.06	0.56
1:I:127:VAL:O	1:I:128:LEU:HD12	2.05	0.56
1:F:299:CYS:HB2	1:F:302:ALA:CB	2.36	0.56
1:G:294:LEU:CA	1:G:297:GLN:HE21	2.18	0.56
1:J:112:ASN:OD1	1:J:113:ASP:N	2.39	0.56
1:A:262:ASP:O	1:A:266:ILE:HG12	2.06	0.56
1:I:174:TYR:O	1:I:177:LEU:HD11	2.06	0.56
1:J:285:ARG:HA	1:J:285:ARG:NE	2.20	0.56
1:J:223:TRP:CE2	1:J:300:ARG:HD3	2.41	0.56
1:G:237:LEU:HD13	1:H:235:PHE:HD2	1.68	0.56
1:I:148:TYR:CZ	1:J:176:HIS:NE2	2.73	0.56
1:D:204:LEU:HD23	1:D:208:ILE:HG13	1.86	0.56
1:B:226:SER:HB3	1:B:229:GLU:CG	2.36	0.55

Continued on next page...

Continued from previous page...

Atom-1	Atom-2	Interatomic distance (Å)	Clash overlap (Å)
1:B:164:LYS:HZ2	1:B:164:LYS:CA	2.18	0.55
1:C:259:THR:O	1:C:263:GLN:HG3	2.06	0.55
1:A:305:LEU:HD12	1:A:305:LEU:C	2.27	0.55
1:E:285:ARG:HA	1:E:285:ARG:NE	2.21	0.55
1:B:173:ARG:HH22	1:I:139:GLN:CD	2.09	0.55
1:I:209:LEU:HB3	1:I:210:PRO:HD3	1.85	0.55
1:J:231:LEU:HD23	1:J:232:GLN:N	2.21	0.55
1:H:255:LEU:HB3	1:H:256:PRO:HD2	1.88	0.55
1:H:202:TYR:HB2	1:I:256:PRO:O	2.05	0.55
1:H:56:LEU:HD13	1:H:57:ILE:N	2.21	0.55
1:D:285:ARG:NE	1:D:285:ARG:HA	2.21	0.55
1:G:199:ASN:C	1:G:199:ASN:HD22	2.10	0.55
1:I:162:ILE:HD12	1:I:162:ILE:H	1.69	0.55
1:F:303:PHE:N	1:F:304:PRO:CD	2.70	0.55
1:G:78:PHE:HB3	1:G:81:VAL:CG2	2.36	0.55
1:G:164:LYS:NZ	1:G:165:ALA:N	2.41	0.55
1:J:164:LYS:HA	1:J:164:LYS:HZ2	1.71	0.55
1:D:127:VAL:C	1:D:128:LEU:HD12	2.26	0.55
1:I:299:CYS:HB2	1:I:302:ALA:CB	2.37	0.55
1:B:259:THR:O	1:B:263:GLN:HG3	2.07	0.55
1:D:51:PRO:HD2	1:D:56:LEU:HD23	1.89	0.55
1:D:57:ILE:HD13	1:E:134:SER:O	2.06	0.55
1:H:224:LEU:HB2	1:H:230:ARG:HG3	1.89	0.55
1:H:210:PRO:O	1:H:214:ILE:HG12	2.06	0.55
1:A:185:ASN:N	1:A:185:ASN:HD22	2.05	0.55
1:H:59:GLU:O	1:H:63:ILE:HG13	2.07	0.55
1:H:223:TRP:CE2	1:H:300:ARG:HD3	2.42	0.55
1:J:224:LEU:O	1:J:230:ARG:HD2	2.07	0.55
1:B:78:PHE:HB3	1:B:81:VAL:CG2	2.37	0.55
1:F:185:ASN:N	1:F:185:ASN:HD22	2.04	0.55
1:I:280:ILE:HG22	1:I:280:ILE:O	2.07	0.54
1:H:162:ILE:HG22	1:H:163:ARG:N	2.16	0.54
1:I:210:PRO:O	1:I:214:ILE:HG12	2.06	0.54
1:E:72:TRP:CD1	1:E:72:TRP:O	2.59	0.54
1:B:72:TRP:CD1	1:B:72:TRP:O	2.60	0.54
1:G:65:ARG:HD2	1:H:68:ASN:ND2	2.22	0.54
1:H:299:CYS:HB2	1:H:302:ALA:CB	2.37	0.54
1:H:162:ILE:HD12	1:H:162:ILE:H	1.71	0.54
1:J:280:ILE:HG22	1:J:280:ILE:O	2.08	0.54
1:J:167:THR:O	1:J:168:HIS:HB2	2.08	0.54
1:H:259:THR:O	1:H:263:GLN:HG3	2.08	0.54

Continued on next page...

Continued from previous page...

Atom-1	Atom-2	Interatomic distance (Å)	Clash overlap (Å)
1:D:299:CYS:HB2	1:D:302:ALA:CB	2.38	0.54
1:I:259:THR:O	1:I:263:GLN:HG3	2.07	0.54
1:G:147:VAL:CG2	1:G:165:ALA:HB2	2.37	0.54
1:F:262:ASP:O	1:F:266:ILE:HG12	2.07	0.54
1:C:167:THR:HG22	1:C:168:HIS:N	2.19	0.54
1:F:231:LEU:HD23	1:F:232:GLN:N	2.21	0.54
1:G:231:LEU:C	1:G:231:LEU:HD23	2.27	0.54
1:G:23:ILE:HG21	1:G:126:PHE:CD2	2.43	0.54
1:B:174:TYR:O	1:B:177:LEU:HD11	2.07	0.54
1:B:51:PRO:HD2	1:B:56:LEU:HD23	1.87	0.54
1:A:239:LEU:HD13	1:B:239:LEU:HD21	1.89	0.54
1:E:210:PRO:O	1:E:214:ILE:HG12	2.08	0.54
1:E:56:LEU:HD13	1:E:57:ILE:N	2.21	0.54
1:F:219:TRP:C	1:F:221:VAL:H	2.11	0.54
1:E:299:CYS:HB2	1:E:302:ALA:CB	2.37	0.54
1:B:185:ASN:HD22	1:B:185:ASN:N	2.05	0.54
1:G:255:LEU:HB3	1:G:256:PRO:HD2	1.90	0.54
1:B:285:ARG:HA	1:B:285:ARG:NE	2.22	0.54
1:A:72:TRP:HZ3	1:A:135:TYR:CZ	2.25	0.54
1:I:226:SER:HB3	1:I:229:GLU:CG	2.38	0.54
1:F:91:ARG:HD2	1:G:134:SER:HB3	1.89	0.54
1:H:285:ARG:NE	1:H:285:ARG:HA	2.23	0.54
1:I:155:GLU:HB3	1:I:161:TRP:CD1	2.43	0.54
1:B:145:ILE:HD12	1:B:145:ILE:N	2.16	0.54
1:E:145:ILE:HD12	1:E:145:ILE:N	2.19	0.54
1:H:296:ILE:HG23	1:H:297:GLN:N	2.23	0.54
1:A:134:SER:HB3	1:E:91:ARG:HD2	1.89	0.54
1:G:48:ARG:CZ	1:G:48:ARG:HB2	2.38	0.54
1:I:164:LYS:HZ2	1:I:165:ALA:N	2.02	0.53
1:A:72:TRP:O	1:A:72:TRP:CD1	2.61	0.53
1:J:72:TRP:CH2	1:J:74:PRO:HG3	2.42	0.53
1:C:305:LEU:C	1:C:305:LEU:HD12	2.29	0.53
1:I:145:ILE:CD1	1:I:145:ILE:H	2.13	0.53
1:B:240:THR:OG1	1:C:239:LEU:HD23	2.08	0.53
1:B:254:ARG:O	1:B:255:LEU:HD23	2.09	0.53
1:E:305:LEU:HD12	1:E:306:GLY:N	2.24	0.53
1:H:185:ASN:HD22	1:H:185:ASN:N	2.05	0.53
1:H:305:LEU:C	1:H:305:LEU:HD12	2.28	0.53
1:J:97:ASP:OD1	1:J:99:ARG:HG2	2.09	0.53
1:F:91:ARG:CD	1:G:134:SER:HB3	2.37	0.53
1:A:134:SER:CB	1:E:91:ARG:HD2	2.38	0.53

Continued on next page...

Continued from previous page...

Atom-1	Atom-2	Interatomic distance (Å)	Clash overlap (Å)
1:H:148:TYR:OH	1:I:176:HIS:CE1	2.61	0.53
1:A:245:ALA:HB1	1:E:247:TYR:CE1	2.43	0.53
1:A:239:LEU:CD1	1:B:239:LEU:HD21	2.37	0.53
1:C:72:TRP:CH2	1:C:74:PRO:HG3	2.43	0.53
1:D:251:ILE:CD1	1:E:249:SER:HB3	2.39	0.53
1:C:219:TRP:C	1:C:221:VAL:H	2.12	0.53
1:J:174:TYR:O	1:J:177:LEU:HD11	2.08	0.53
1:J:185:ASN:HD22	1:J:185:ASN:N	2.06	0.53
1:D:231:LEU:HD23	1:D:232:GLN:N	2.24	0.53
1:B:81:VAL:HG11	1:B:85:PRO:HD3	1.91	0.53
1:C:127:VAL:C	1:C:128:LEU:HD12	2.28	0.53
1:A:174:TYR:O	1:A:177:LEU:HD11	2.09	0.53
1:E:219:TRP:C	1:E:221:VAL:H	2.11	0.53
1:I:72:TRP:CD1	1:I:72:TRP:C	2.82	0.53
1:C:239:LEU:HD13	1:D:239:LEU:HD21	1.89	0.53
1:B:210:PRO:O	1:B:214:ILE:HG12	2.09	0.53
1:F:305:LEU:HD12	1:F:306:GLY:N	2.24	0.53
1:J:299:CYS:HB2	1:J:302:ALA:CB	2.39	0.53
1:G:305:LEU:HD12	1:G:305:LEU:C	2.29	0.53
1:D:251:ILE:CG1	1:E:249:SER:HB3	2.38	0.53
1:I:303:PHE:N	1:I:304:PRO:CD	2.72	0.53
1:A:169:ILE:HD12	1:A:190:ILE:HG12	1.90	0.53
1:D:81:VAL:HG11	1:D:85:PRO:HD3	1.91	0.53
1:B:303:PHE:N	1:B:304:PRO:CD	2.72	0.53
1:G:267:ALA:HB1	1:G:307:PHE:HZ	1.74	0.53
1:I:305:LEU:C	1:I:305:LEU:HD12	2.30	0.53
1:H:303:PHE:N	1:H:304:PRO:CD	2.73	0.53
1:F:59:GLU:O	1:F:63:ILE:HG13	2.09	0.53
1:G:210:PRO:O	1:G:214:ILE:HG12	2.09	0.53
1:F:280:ILE:O	1:F:280:ILE:HG22	2.09	0.53
1:F:118:LEU:N	1:F:118:LEU:HD23	2.23	0.53
1:A:294:LEU:CA	1:A:297:GLN:HE21	2.21	0.52
1:F:210:PRO:O	1:F:214:ILE:HG12	2.08	0.52
1:H:123:ARG:HD2	1:H:197:VAL:HG22	1.90	0.52
1:E:181:GLN:H	1:E:182:PRO:CD	2.22	0.52
1:A:255:LEU:HB3	1:A:256:PRO:HD2	1.90	0.52
1:E:51:PRO:HD2	1:E:56:LEU:HD23	1.90	0.52
1:C:127:VAL:HG22	1:C:193:ARG:HG2	1.92	0.52
1:A:172:ILE:HD13	1:A:189:ARG:HB3	1.91	0.52
1:D:162:ILE:HG22	1:D:163:ARG:N	2.21	0.52
1:J:127:VAL:HG22	1:J:193:ARG:HG2	1.92	0.52

Continued on next page...

Continued from previous page...

Atom-1	Atom-2	Interatomic distance (Å)	Clash overlap (Å)
1:A:280:ILE:HD13	1:E:220:SER:HB2	1.91	0.52
1:I:231:LEU:HD23	1:I:232:GLN:N	2.24	0.52
1:I:172:ILE:HD13	1:I:189:ARG:HB3	1.90	0.52
1:B:280:ILE:HG22	1:B:280:ILE:O	2.09	0.52
1:I:72:TRP:CH2	1:I:74:PRO:HG3	2.44	0.52
1:D:169:ILE:HD12	1:D:190:ILE:HG12	1.91	0.52
1:A:239:LEU:CD2	1:E:240:THR:HA	2.38	0.52
1:A:81:VAL:HG11	1:A:85:PRO:HD3	1.91	0.52
1:A:202:TYR:HB2	1:B:256:PRO:C	2.30	0.52
1:B:255:LEU:HB3	1:B:256:PRO:HD2	1.90	0.52
1:C:91:ARG:HB2	1:D:133:PHE:HE2	1.74	0.52
1:A:299:CYS:HB2	1:A:302:ALA:HB3	1.92	0.52
1:H:91:ARG:HD3	1:I:134:SER:HB3	1.90	0.52
1:H:276:ILE:O	1:H:280:ILE:HG13	2.09	0.52
1:D:203:TYR:O	1:D:208:ILE:HG12	2.09	0.52
1:H:51:PRO:HD2	1:H:56:LEU:HD23	1.91	0.52
1:C:315:VAL:HG12	1:C:315:VAL:O	2.10	0.52
1:A:162:ILE:HG22	1:A:163:ARG:N	2.21	0.52
1:E:62:GLN:HE22	1:E:65:ARG:HH11	1.58	0.52
1:D:199:ASN:C	1:D:199:ASN:HD22	2.12	0.52
1:C:231:LEU:HD23	1:C:232:GLN:N	2.25	0.52
1:D:294:LEU:CA	1:D:297:GLN:HE21	2.21	0.52
1:I:262:ASP:O	1:I:266:ILE:HG12	2.08	0.52
1:I:247:TYR:HE1	1:J:249:SER:HG	1.58	0.52
1:I:167:THR:CG2	1:I:168:HIS:H	2.14	0.52
1:F:181:GLN:H	1:F:182:PRO:CD	2.22	0.52
1:D:293:ASP:O	1:D:296:ILE:HG22	2.10	0.52
1:E:72:TRP:CH2	1:E:74:PRO:HG3	2.44	0.52
1:H:91:ARG:HD2	1:I:134:SER:HB2	1.91	0.52
1:G:220:SER:HB2	1:H:280:ILE:HD13	1.91	0.52
1:J:181:GLN:H	1:J:182:PRO:CD	2.23	0.52
1:D:91:ARG:HD2	1:E:134:SER:CB	2.40	0.52
1:J:219:TRP:C	1:J:221:VAL:H	2.14	0.52
1:D:219:TRP:C	1:D:221:VAL:H	2.13	0.52
1:E:23:ILE:HG21	1:E:126:PHE:CD2	2.45	0.52
1:A:181:GLN:H	1:A:182:PRO:CD	2.23	0.51
1:G:72:TRP:CH2	1:G:74:PRO:HG3	2.44	0.51
1:D:303:PHE:N	1:D:304:PRO:CD	2.72	0.51
1:D:305:LEU:HD12	1:D:306:GLY:N	2.26	0.51
1:A:305:LEU:HD12	1:A:306:GLY:N	2.25	0.51
1:C:220:SER:HB2	1:D:280:ILE:CD1	2.39	0.51

Continued on next page...

Continued from previous page...

Atom-1	Atom-2	Interatomic distance (Å)	Clash overlap (Å)
1:D:167:THR:O	1:D:168:HIS:HB2	2.11	0.51
1:I:72:TRP:CZ3	1:I:135:TYR:CZ	2.98	0.51
1:F:57:ILE:HD13	1:G:134:SER:O	2.09	0.51
1:G:51:PRO:HD2	1:G:56:LEU:HD23	1.93	0.51
1:C:174:TYR:O	1:C:177:LEU:HD11	2.09	0.51
1:H:199:ASN:C	1:H:199:ASN:HD22	2.11	0.51
1:A:231:LEU:HD23	1:A:232:GLN:N	2.25	0.51
1:D:223:TRP:CE2	1:D:300:ARG:HD3	2.45	0.51
1:J:305:LEU:HD12	1:J:305:LEU:C	2.31	0.51
1:B:203:TYR:O	1:B:208:ILE:HG12	2.10	0.51
1:J:127:VAL:C	1:J:128:LEU:HD12	2.31	0.51
1:I:112:ASN:OD1	1:I:113:ASP:N	2.43	0.51
1:J:169:ILE:HD12	1:J:190:ILE:HG12	1.92	0.51
1:J:140:LEU:HD22	1:J:190:ILE:HD11	1.93	0.51
1:B:114:MET:HE2	1:B:124:GLN:HG2	1.91	0.51
1:F:276:ILE:O	1:F:280:ILE:HG13	2.11	0.51
1:A:252:LEU:HG	1:A:253:PRO:HD2	1.92	0.51
1:C:172:ILE:HD13	1:C:189:ARG:HB3	1.93	0.51
1:D:181:GLN:H	1:D:182:PRO:CD	2.23	0.51
1:G:303:PHE:N	1:G:304:PRO:CD	2.74	0.51
1:F:56:LEU:HD13	1:F:57:ILE:N	2.26	0.51
1:H:91:ARG:HD2	1:I:134:SER:CB	2.40	0.51
1:B:305:LEU:HD12	1:B:306:GLY:N	2.25	0.51
1:J:180:VAL:HG21	1:J:184:GLN:HB2	1.93	0.51
1:H:223:TRP:CE3	1:I:280:ILE:HG22	2.45	0.51
1:I:267:ALA:HB1	1:I:307:PHE:HZ	1.75	0.51
1:H:167:THR:O	1:H:168:HIS:HB2	2.10	0.51
1:C:276:ILE:O	1:C:280:ILE:HG13	2.11	0.51
1:J:119:PHE:CB	1:J:120:PRO:HD3	2.37	0.51
1:J:81:VAL:HG11	1:J:85:PRO:HD3	1.93	0.51
1:C:210:PRO:O	1:C:214:ILE:HG12	2.10	0.51
1:E:276:ILE:O	1:E:280:ILE:HG13	2.10	0.51
1:C:157:ILE:HD11	1:D:115:ASP:OD2	2.09	0.51
1:D:118:LEU:HD23	1:D:118:LEU:N	2.26	0.51
1:B:299:CYS:HB2	1:B:302:ALA:CB	2.40	0.51
1:B:223:TRP:CE2	1:B:300:ARG:HD3	2.46	0.51
1:B:56:LEU:HD13	1:B:57:ILE:N	2.26	0.51
1:E:223:TRP:CE2	1:E:300:ARG:HD3	2.46	0.51
1:F:226:SER:HB3	1:F:229:GLU:CG	2.41	0.51
1:D:209:LEU:HB3	1:D:210:PRO:HD3	1.93	0.51
1:D:115:ASP:H	1:D:124:GLN:HE22	1.59	0.51

Continued on next page...

Continued from previous page...

Atom-1	Atom-2	Interatomic distance (Å)	Clash overlap (Å)
1:C:303:PHE:N	1:C:304:PRO:CD	2.73	0.51
1:G:28:THR:HB	1:G:255:LEU:CD2	2.39	0.51
1:E:72:TRP:CZ3	1:E:135:TYR:CZ	2.96	0.51
1:F:239:LEU:HD23	1:J:240:THR:CA	2.39	0.51
1:G:226:SER:HB3	1:G:229:GLU:CG	2.41	0.51
1:G:299:CYS:HB2	1:G:302:ALA:HB3	1.93	0.51
1:G:305:LEU:HD12	1:G:306:GLY:N	2.25	0.51
1:H:219:TRP:C	1:H:221:VAL:H	2.14	0.51
1:A:72:TRP:CZ2	1:A:74:PRO:CG	2.90	0.50
1:H:181:GLN:H	1:H:182:PRO:CD	2.23	0.50
1:E:294:LEU:CA	1:E:297:GLN:HE21	2.21	0.50
1:C:305:LEU:HD12	1:C:306:GLY:N	2.27	0.50
1:G:248:THR:HG23	1:G:252:LEU:HD22	1.92	0.50
1:D:252:LEU:HG	1:D:253:PRO:HD2	1.93	0.50
1:G:315:VAL:HG12	1:G:315:VAL:O	2.12	0.50
1:D:315:VAL:HG12	1:D:315:VAL:O	2.11	0.50
1:C:164:LYS:HA	1:C:164:LYS:HZ3	1.76	0.50
1:H:237:LEU:HD13	1:I:235:PHE:CD2	2.45	0.50
1:B:231:LEU:HD23	1:B:231:LEU:C	2.31	0.50
1:B:219:TRP:C	1:B:221:VAL:H	2.14	0.50
1:C:62:GLN:HE22	1:C:65:ARG:HH11	1.58	0.50
1:E:248:THR:HG23	1:E:252:LEU:HD22	1.93	0.50
1:D:157:ILE:HD11	1:E:115:ASP:OD2	2.11	0.50
1:A:117:ARG:HH11	1:A:117:ARG:HG2	1.76	0.50
1:G:181:GLN:H	1:G:182:PRO:CD	2.25	0.50
1:C:167:THR:O	1:C:168:HIS:HB2	2.11	0.50
1:I:81:VAL:HG11	1:I:85:PRO:HD3	1.93	0.50
1:B:209:LEU:HB3	1:B:210:PRO:HD3	1.94	0.50
1:B:263:GLN:HA	1:B:266:ILE:HG12	1.93	0.50
1:J:172:ILE:HD13	1:J:189:ARG:HB3	1.93	0.50
1:G:223:TRP:CE2	1:G:300:ARG:HD3	2.46	0.50
1:B:181:GLN:H	1:B:182:PRO:CD	2.24	0.50
1:F:200:PRO:O	1:F:201:SER:C	2.50	0.50
1:I:255:LEU:HB3	1:I:256:PRO:HD2	1.93	0.50
1:H:226:SER:HB3	1:H:229:GLU:CG	2.40	0.50
1:A:224:LEU:HB2	1:A:230:ARG:HG3	1.92	0.50
1:G:247:TYR:CE1	1:H:245:ALA:HB1	2.47	0.50
1:H:172:ILE:HD13	1:H:189:ARG:HB3	1.93	0.50
1:D:27:ASN:HB3	1:D:32:THR:HB	1.93	0.50
1:B:164:LYS:HZ1	1:B:165:ALA:H	1.49	0.50
1:C:293:ASP:O	1:C:296:ILE:HG22	2.11	0.50

Continued on next page...

Continued from previous page...

Atom-1	Atom-2	Interatomic distance (Å)	Clash overlap (Å)
1:I:293:ASP:O	1:I:296:ILE:HG22	2.11	0.50
1:I:19:PHE:CE2	1:I:146:GLN:HG3	2.46	0.50
1:F:237:LEU:CD1	1:G:235:PHE:CE2	2.93	0.50
1:F:237:LEU:HD13	1:G:235:PHE:HD2	1.72	0.50
1:H:293:ASP:O	1:H:296:ILE:HG22	2.12	0.50
1:G:240:THR:OG1	1:H:239:LEU:HD23	2.12	0.50
1:A:51:PRO:HD2	1:A:56:LEU:HD23	1.92	0.50
1:J:23:ILE:HG21	1:J:126:PHE:CD2	2.47	0.50
1:C:248:THR:HG23	1:C:252:LEU:HD22	1.94	0.50
1:J:315:VAL:HG12	1:J:315:VAL:O	2.12	0.50
1:A:145:ILE:HG21	1:A:192:VAL:HG11	1.92	0.50
1:J:263:GLN:HA	1:J:266:ILE:HG12	1.94	0.50
1:D:220:SER:HB2	1:E:280:ILE:CD1	2.41	0.50
1:A:219:TRP:C	1:A:221:VAL:H	2.15	0.50
1:C:181:GLN:H	1:C:182:PRO:CD	2.24	0.50
1:I:181:GLN:H	1:I:182:PRO:CD	2.25	0.50
1:H:72:TRP:CH2	1:H:74:PRO:HG3	2.47	0.50
1:E:209:LEU:HB3	1:E:210:PRO:HD3	1.92	0.50
1:G:114:MET:CE	1:G:124:GLN:HG2	2.42	0.50
1:B:59:GLU:O	1:B:63:ILE:HG13	2.11	0.50
1:A:199:ASN:C	1:A:199:ASN:HD22	2.14	0.50
1:A:303:PHE:N	1:A:304:PRO:CD	2.74	0.50
1:D:120:PRO:HD2	1:D:260:VAL:HG23	1.94	0.50
1:E:231:LEU:HD23	1:E:232:GLN:N	2.26	0.50
1:C:127:VAL:O	1:C:128:LEU:HD12	2.12	0.50
1:H:65:ARG:HD2	1:I:68:ASN:ND2	2.26	0.50
1:D:180:VAL:HG21	1:D:184:GLN:HB2	1.93	0.50
1:C:59:GLU:O	1:C:63:ILE:HG13	2.11	0.50
1:C:223:TRP:NE1	1:C:300:ARG:HD3	2.27	0.49
1:C:119:PHE:CB	1:C:120:PRO:HD3	2.40	0.49
1:D:239:LEU:HD13	1:E:239:LEU:HD21	1.94	0.49
1:G:114:MET:HE2	1:G:124:GLN:HG2	1.93	0.49
1:C:220:SER:HB2	1:D:280:ILE:HD13	1.94	0.49
1:D:89:ASN:O	1:D:104:ALA:HA	2.12	0.49
1:B:91:ARG:CD	1:C:134:SER:HB3	2.42	0.49
1:H:315:VAL:O	1:H:315:VAL:HG12	2.12	0.49
1:A:167:THR:O	1:A:168:HIS:CB	2.60	0.49
1:I:145:ILE:HG21	1:I:192:VAL:HG11	1.93	0.49
1:G:72:TRP:C	1:G:72:TRP:CD1	2.83	0.49
1:F:77:GLU:O	1:F:130:LEU:HD23	2.11	0.49
1:E:303:PHE:N	1:E:304:PRO:CD	2.75	0.49

Continued on next page...

Continued from previous page...

Atom-1	Atom-2	Interatomic distance (Å)	Clash overlap (Å)
1:D:296:ILE:HG23	1:D:297:GLN:N	2.27	0.49
1:H:72:TRP:CZ3	1:H:135:TYR:CZ	2.96	0.49
1:B:148:TYR:CZ	1:C:176:HIS:NE2	2.80	0.49
1:H:209:LEU:HB3	1:H:210:PRO:HD3	1.93	0.49
1:B:262:ASP:O	1:B:266:ILE:HG12	2.12	0.49
1:A:72:TRP:C	1:A:72:TRP:CD1	2.85	0.49
1:B:202:TYR:HB2	1:C:256:PRO:C	2.32	0.49
1:I:219:TRP:C	1:I:221:VAL:H	2.14	0.49
1:F:127:VAL:C	1:F:128:LEU:HD12	2.33	0.49
1:B:199:ASN:HD22	1:B:199:ASN:C	2.14	0.49
1:A:280:ILE:CG2	1:E:223:TRP:CE3	2.96	0.49
1:G:120:PRO:HD2	1:G:260:VAL:HG23	1.93	0.49
1:F:263:GLN:HA	1:F:266:ILE:HG12	1.94	0.49
1:H:296:ILE:CG2	1:H:297:GLN:N	2.75	0.49
1:F:81:VAL:HG11	1:F:85:PRO:HD3	1.94	0.49
1:I:164:LYS:HZ1	1:I:165:ALA:N	1.94	0.49
1:A:223:TRP:CE2	1:A:300:ARG:HD3	2.48	0.49
1:E:226:SER:HB3	1:E:229:GLU:CG	2.42	0.49
1:H:169:ILE:HD12	1:H:190:ILE:HG12	1.93	0.49
1:J:62:GLN:HE22	1:J:65:ARG:HH11	1.60	0.49
1:E:280:ILE:O	1:E:280:ILE:HG22	2.13	0.49
1:G:203:TYR:O	1:G:208:ILE:HG12	2.12	0.49
1:J:203:TYR:O	1:J:208:ILE:HG12	2.12	0.49
1:F:251:ILE:CG1	1:G:249:SER:HB3	2.41	0.49
1:G:15:SER:HG	1:G:142:PHE:HD1	1.60	0.49
1:B:172:ILE:HD13	1:B:189:ARG:HB3	1.94	0.49
1:C:27:ASN:HB3	1:C:32:THR:HB	1.95	0.49
1:A:315:VAL:HG12	1:A:315:VAL:O	2.13	0.49
1:A:167:THR:CG2	1:A:168:HIS:H	2.19	0.49
1:C:226:SER:HB3	1:C:229:GLU:CG	2.43	0.49
1:C:72:TRP:CZ3	1:C:135:TYR:CZ	2.99	0.49
1:H:305:LEU:HD12	1:H:306:GLY:N	2.27	0.49
1:E:114:MET:HE2	1:E:124:GLN:HG2	1.93	0.49
1:D:172:ILE:HD13	1:D:189:ARG:HB3	1.95	0.49
1:E:167:THR:O	1:E:168:HIS:HB2	2.13	0.49
1:D:143:SER:HB3	1:D:167:THR:HG21	1.93	0.49
1:G:199:ASN:C	1:G:199:ASN:ND2	2.66	0.49
1:E:114:MET:CE	1:E:124:GLN:HG2	2.42	0.49
1:C:81:VAL:HG11	1:C:85:PRO:HD3	1.93	0.49
1:B:72:TRP:CZ3	1:B:135:TYR:CZ	3.01	0.49
1:A:133:PHE:CE2	1:E:91:ARG:HB2	2.48	0.49

Continued on next page...

Continued from previous page...

Atom-1	Atom-2	Interatomic distance (Å)	Clash overlap (Å)
1:G:180:VAL:HG21	1:G:184:GLN:HB2	1.94	0.49
1:C:267:ALA:HB1	1:C:307:PHE:HZ	1.78	0.49
1:B:140:LEU:HD22	1:B:190:ILE:HD11	1.95	0.49
1:G:231:LEU:HD23	1:G:232:GLN:N	2.28	0.49
1:D:226:SER:HB3	1:D:229:GLU:CG	2.42	0.49
1:E:127:VAL:C	1:E:128:LEU:HD12	2.33	0.49
1:G:247:TYR:HD1	1:H:246:ALA:HA	1.76	0.49
1:B:180:VAL:HG21	1:B:184:GLN:HB2	1.94	0.49
1:J:72:TRP:CD1	1:J:72:TRP:O	2.66	0.48
1:G:262:ASP:O	1:G:266:ILE:HG12	2.13	0.48
1:D:299:CYS:HB2	1:D:302:ALA:HB3	1.95	0.48
1:F:72:TRP:CZ2	1:F:74:PRO:CG	2.92	0.48
1:I:296:ILE:HG23	1:I:297:GLN:N	2.28	0.48
1:B:293:ASP:O	1:B:296:ILE:HG22	2.13	0.48
1:F:239:LEU:HD21	1:J:239:LEU:HD13	1.95	0.48
1:H:81:VAL:HG11	1:H:85:PRO:HD3	1.95	0.48
1:D:210:PRO:O	1:D:214:ILE:HG12	2.13	0.48
1:J:223:TRP:NE1	1:J:300:ARG:HD3	2.28	0.48
1:C:263:GLN:HA	1:C:266:ILE:HG12	1.94	0.48
1:D:200:PRO:O	1:D:201:SER:C	2.52	0.48
1:C:72:TRP:C	1:C:72:TRP:CD1	2.85	0.48
1:G:72:TRP:CZ3	1:G:135:TYR:CZ	2.97	0.48
1:G:56:LEU:HD13	1:G:57:ILE:N	2.28	0.48
1:C:114:MET:CE	1:C:124:GLN:HG2	2.43	0.48
1:F:174:TYR:O	1:F:177:LEU:HD11	2.12	0.48
1:E:59:GLU:O	1:E:63:ILE:HG13	2.13	0.48
1:J:145:ILE:HG21	1:J:192:VAL:HG11	1.95	0.48
1:E:167:THR:CG2	1:E:168:HIS:H	2.18	0.48
1:C:280:ILE:O	1:C:280:ILE:HG22	2.13	0.48
1:G:119:PHE:CB	1:G:120:PRO:HD3	2.38	0.48
1:C:56:LEU:HD13	1:C:57:ILE:N	2.28	0.48
1:A:222:PHE:CE2	1:A:299:CYS:SG	3.06	0.48
1:A:180:VAL:HG21	1:A:184:GLN:HB2	1.95	0.48
1:G:181:GLN:CG	1:G:182:PRO:HD3	2.38	0.48
1:J:72:TRP:CZ3	1:J:135:TYR:CZ	2.99	0.48
1:E:255:LEU:HB3	1:E:256:PRO:HD2	1.94	0.48
1:E:97:ASP:OD1	1:E:99:ARG:HG2	2.13	0.48
1:F:252:LEU:HG	1:F:253:PRO:HD2	1.95	0.48
1:A:23:ILE:HG21	1:A:126:PHE:CD2	2.48	0.48
1:A:66:TRP:HB3	1:A:71:LEU:HD12	1.95	0.48
1:C:199:ASN:C	1:C:199:ASN:HD22	2.16	0.48

Continued on next page...

Continued from previous page...

Atom-1	Atom-2	Interatomic distance (Å)	Clash overlap (Å)
1:F:117:ARG:HG2	1:F:117:ARG:HH11	1.79	0.48
1:J:303:PHE:N	1:J:304:PRO:CD	2.77	0.48
1:A:303:PHE:HD1	1:A:303:PHE:C	2.17	0.48
1:I:145:ILE:HD12	1:I:145:ILE:N	2.13	0.48
1:E:162:ILE:HG22	1:E:163:ARG:N	2.22	0.48
1:J:288:ASN:OD1	1:J:291:GLU:HB3	2.14	0.48
1:E:293:ASP:O	1:E:296:ILE:HG22	2.13	0.48
1:G:204:LEU:HA	1:G:208:ILE:CG1	2.44	0.48
1:I:203:TYR:O	1:I:208:ILE:HG12	2.14	0.48
1:J:222:PHE:CE2	1:J:299:CYS:SG	3.06	0.48
1:C:299:CYS:HB2	1:C:302:ALA:CB	2.42	0.48
1:C:117:ARG:HH11	1:C:117:ARG:HG2	1.79	0.48
1:I:315:VAL:HG12	1:I:315:VAL:O	2.14	0.48
1:I:223:TRP:CE2	1:I:300:ARG:HD3	2.49	0.48
1:J:294:LEU:CA	1:J:297:GLN:HE21	2.22	0.48
1:F:267:ALA:HB1	1:F:307:PHE:HZ	1.78	0.48
1:I:173:ARG:HA	1:I:185:ASN:O	2.13	0.48
1:I:299:CYS:HB2	1:I:302:ALA:HB3	1.95	0.48
1:F:62:GLN:HE22	1:F:65:ARG:HH11	1.61	0.48
1:B:147:VAL:CG2	1:B:165:ALA:HB2	2.44	0.48
1:I:181:GLN:CG	1:I:182:PRO:HD3	2.38	0.48
1:F:223:TRP:CE2	1:F:300:ARG:HD3	2.49	0.48
1:H:200:PRO:O	1:H:201:SER:C	2.51	0.48
1:A:127:VAL:C	1:A:128:LEU:HD12	2.34	0.48
1:C:65:ARG:HD2	1:D:68:ASN:ND2	2.29	0.48
1:J:303:PHE:HD1	1:J:303:PHE:C	2.16	0.48
1:A:286:GLN:HB2	1:A:288:ASN:OD1	2.13	0.48
1:G:293:ASP:O	1:G:296:ILE:HG22	2.14	0.48
1:G:263:GLN:HA	1:G:266:ILE:HG12	1.96	0.48
1:F:296:ILE:HG23	1:F:297:GLN:N	2.29	0.48
1:A:226:SER:HB3	1:A:229:GLU:CG	2.42	0.48
1:J:209:LEU:HB3	1:J:210:PRO:HD3	1.93	0.48
1:A:247:TYR:HE1	1:B:249:SER:OG	1.96	0.48
1:H:299:CYS:HB2	1:H:302:ALA:HB3	1.96	0.48
1:A:114:MET:CE	1:A:124:GLN:HG2	2.44	0.48
1:E:315:VAL:O	1:E:315:VAL:HG12	2.14	0.48
1:J:286:GLN:HB2	1:J:288:ASN:OD1	2.14	0.48
1:F:286:GLN:HB2	1:F:288:ASN:OD1	2.14	0.48
1:I:119:PHE:CB	1:I:120:PRO:HD3	2.43	0.48
1:E:200:PRO:O	1:E:201:SER:C	2.51	0.48
1:D:262:ASP:O	1:D:266:ILE:HG12	2.13	0.48

Continued on next page...

Continued from previous page...

Atom-1	Atom-2	Interatomic distance (Å)	Clash overlap (Å)
1:E:81:VAL:HG11	1:E:85:PRO:HD3	1.94	0.48
1:C:91:ARG:HD3	1:D:134:SER:HB3	1.96	0.48
1:B:303:PHE:O	1:B:307:PHE:HB2	2.14	0.48
1:D:59:GLU:OE2	1:E:75:ALA:HB3	2.14	0.48
1:E:172:ILE:HD13	1:E:189:ARG:HB3	1.96	0.48
1:F:172:ILE:HD13	1:F:189:ARG:HB3	1.95	0.48
1:I:252:LEU:HG	1:I:253:PRO:HD2	1.95	0.48
1:G:157:ILE:HD11	1:H:115:ASP:CG	2.34	0.48
1:J:303:PHE:O	1:J:307:PHE:HB2	2.14	0.47
1:E:72:TRP:HZ3	1:E:135:TYR:CE1	2.32	0.47
1:G:220:SER:HB2	1:H:280:ILE:CD1	2.43	0.47
1:I:127:VAL:C	1:I:128:LEU:HD12	2.34	0.47
1:F:27:ASN:HB3	1:F:32:THR:HB	1.95	0.47
1:G:303:PHE:C	1:G:303:PHE:HD1	2.16	0.47
1:B:62:GLN:HE22	1:B:65:ARG:HH11	1.62	0.47
1:B:19:PHE:CE2	1:B:146:GLN:HG3	2.49	0.47
1:I:89:ASN:HB3	1:J:133:PHE:CE2	2.49	0.47
1:E:27:ASN:HB3	1:E:32:THR:HB	1.96	0.47
1:J:303:PHE:C	1:J:303:PHE:CD1	2.88	0.47
1:G:296:ILE:HG23	1:G:297:GLN:N	2.30	0.47
1:G:288:ASN:OD1	1:G:291:GLU:HB3	2.14	0.47
1:D:303:PHE:C	1:D:303:PHE:HD1	2.17	0.47
1:E:252:LEU:HG	1:E:253:PRO:HD2	1.96	0.47
1:C:303:PHE:O	1:C:307:PHE:HB2	2.14	0.47
1:F:72:TRP:CD1	1:F:72:TRP:C	2.88	0.47
1:F:288:ASN:OD1	1:F:291:GLU:HB3	2.15	0.47
1:A:119:PHE:CB	1:A:120:PRO:HD3	2.42	0.47
1:B:72:TRP:CD1	1:B:72:TRP:C	2.86	0.47
1:E:299:CYS:HB2	1:E:302:ALA:HB3	1.95	0.47
1:H:199:ASN:C	1:H:199:ASN:ND2	2.68	0.47
1:C:115:ASP:H	1:C:124:GLN:HE22	1.61	0.47
1:D:62:GLN:HE22	1:D:65:ARG:HH11	1.63	0.47
1:B:147:VAL:O	1:B:147:VAL:HG12	2.14	0.47
1:E:145:ILE:HG21	1:E:192:VAL:HG11	1.96	0.47
1:J:262:ASP:O	1:J:266:ILE:HG12	2.13	0.47
1:H:72:TRP:CD1	1:H:72:TRP:C	2.85	0.47
1:F:299:CYS:HB2	1:F:302:ALA:HB3	1.95	0.47
1:F:89:ASN:O	1:F:104:ALA:HA	2.15	0.47
1:C:303:PHE:C	1:C:303:PHE:HD1	2.18	0.47
1:I:301:LEU:C	1:I:304:PRO:HD2	2.35	0.47
1:E:267:ALA:HB1	1:E:307:PHE:HZ	1.80	0.47

Continued on next page...

Continued from previous page...

Atom-1	Atom-2	Interatomic distance (Å)	Clash overlap (Å)
1:E:303:PHE:O	1:E:307:PHE:HB2	2.14	0.47
1:A:140:LEU:HD13	1:A:190:ILE:CG1	2.37	0.47
1:D:72:TRP:CZ2	1:D:74:PRO:CG	2.90	0.47
1:C:120:PRO:HD2	1:C:260:VAL:HG23	1.96	0.47
1:H:119:PHE:O	1:H:120:PRO:C	2.52	0.47
1:C:91:ARG:HB2	1:D:133:PHE:CE2	2.49	0.47
1:G:303:PHE:C	1:G:303:PHE:CD1	2.88	0.47
1:A:293:ASP:O	1:A:296:ILE:HG22	2.14	0.47
1:G:119:PHE:O	1:G:120:PRO:C	2.53	0.47
1:C:296:ILE:HG23	1:C:297:GLN:N	2.29	0.47
1:A:200:PRO:O	1:A:201:SER:C	2.52	0.47
1:G:276:ILE:O	1:G:280:ILE:HG13	2.14	0.47
1:G:81:VAL:HG11	1:G:85:PRO:HD3	1.96	0.47
1:C:209:LEU:HB3	1:C:210:PRO:HD3	1.97	0.47
1:C:203:TYR:O	1:C:208:ILE:HG12	2.14	0.47
1:F:180:VAL:HG21	1:F:184:GLN:HB2	1.96	0.47
1:G:61:THR:HG21	1:H:64:GLU:HG3	1.95	0.47
1:G:117:ARG:HG2	1:G:117:ARG:HH11	1.80	0.47
1:J:187:PHE:N	1:J:187:PHE:CD1	2.83	0.47
1:B:288:ASN:OD1	1:B:291:GLU:HB3	2.15	0.47
1:I:294:LEU:CA	1:I:297:GLN:HE21	2.25	0.47
1:J:299:CYS:HB2	1:J:302:ALA:HB3	1.96	0.47
1:I:305:LEU:HD12	1:I:306:GLY:N	2.29	0.47
1:G:252:LEU:HG	1:G:253:PRO:HD2	1.96	0.47
1:F:114:MET:CE	1:F:124:GLN:HG2	2.45	0.47
1:F:58:VAL:HB	1:F:92:LEU:HB2	1.95	0.47
1:A:303:PHE:O	1:A:307:PHE:HB2	2.14	0.47
1:D:120:PRO:HD2	1:D:260:VAL:CG2	2.44	0.47
1:D:303:PHE:O	1:D:307:PHE:HB2	2.14	0.47
1:J:305:LEU:HD12	1:J:306:GLY:N	2.29	0.47
1:F:127:VAL:O	1:F:128:LEU:HD12	2.15	0.47
1:E:172:ILE:HD12	1:E:172:ILE:N	2.30	0.47
1:F:172:ILE:HD12	1:F:172:ILE:N	2.30	0.47
1:J:252:LEU:HG	1:J:253:PRO:HD2	1.97	0.47
1:E:199:ASN:C	1:E:199:ASN:HD22	2.17	0.47
1:H:288:ASN:OD1	1:H:291:GLU:HB3	2.15	0.47
1:E:259:THR:O	1:E:263:GLN:HG3	2.15	0.47
1:G:240:THR:HA	1:H:239:LEU:CD2	2.43	0.47
1:F:303:PHE:O	1:F:307:PHE:HB2	2.14	0.47
1:D:251:ILE:HD11	1:E:249:SER:HB3	1.97	0.47
1:G:219:TRP:C	1:G:221:VAL:N	2.68	0.47

Continued on next page...

Continued from previous page...

Atom-1	Atom-2	Interatomic distance (Å)	Clash overlap (Å)
1:F:315:VAL:HG12	1:F:315:VAL:O	2.14	0.47
1:B:147:VAL:O	1:B:149:THR:N	2.45	0.46
1:J:167:THR:CG2	1:J:168:HIS:H	2.22	0.46
1:E:296:ILE:HG23	1:E:297:GLN:N	2.30	0.46
1:J:257:TYR:N	1:J:257:TYR:CD1	2.83	0.46
1:D:303:PHE:C	1:D:303:PHE:CD1	2.89	0.46
1:H:148:TYR:CZ	1:I:176:HIS:NE2	2.82	0.46
1:A:107:LEU:HD23	1:B:83:GLY:HA2	1.97	0.46
1:C:118:LEU:HD23	1:C:118:LEU:N	2.30	0.46
1:D:92:LEU:HD23	1:D:92:LEU:HA	1.79	0.46
1:A:303:PHE:CD1	1:A:303:PHE:C	2.88	0.46
1:J:223:TRP:CE3	1:J:280:ILE:HG22	2.50	0.46
1:J:119:PHE:HB3	1:J:259:THR:HB	1.97	0.46
1:F:303:PHE:N	1:F:304:PRO:HD3	2.30	0.46
1:A:115:ASP:CG	1:E:157:ILE:HD11	2.34	0.46
1:H:280:ILE:O	1:H:280:ILE:HG22	2.15	0.46
1:C:309:ALA:O	1:C:313:VAL:HG23	2.16	0.46
1:B:248:THR:HG23	1:B:252:LEU:HD22	1.96	0.46
1:G:147:VAL:HG21	1:G:165:ALA:HB2	1.96	0.46
1:H:303:PHE:C	1:H:303:PHE:HD1	2.18	0.46
1:F:235:PHE:CD2	1:J:237:LEU:HD13	2.49	0.46
1:H:286:GLN:HB2	1:H:288:ASN:OD1	2.14	0.46
1:J:293:ASP:O	1:J:296:ILE:HG22	2.15	0.46
1:A:97:ASP:OD1	1:A:99:ARG:HG2	2.15	0.46
1:F:231:LEU:HD22	1:J:224:LEU:HD21	1.97	0.46
1:G:280:ILE:HG22	1:G:280:ILE:O	2.15	0.46
1:H:309:ALA:O	1:H:313:VAL:HG23	2.16	0.46
1:H:27:ASN:HB3	1:H:32:THR:HB	1.97	0.46
1:A:58:VAL:HB	1:A:92:LEU:HB2	1.97	0.46
1:D:117:ARG:HH11	1:D:117:ARG:HG2	1.80	0.46
1:I:286:GLN:HB2	1:I:288:ASN:OD1	2.15	0.46
1:E:288:ASN:OD1	1:E:291:GLU:HB3	2.16	0.46
1:D:288:ASN:OD1	1:D:291:GLU:HB3	2.16	0.46
1:H:97:ASP:OD1	1:H:99:ARG:HG2	2.14	0.46
1:C:204:LEU:HA	1:C:208:ILE:CG1	2.45	0.46
1:H:115:ASP:H	1:H:124:GLN:HE22	1.62	0.46
1:G:89:ASN:O	1:G:104:ALA:HA	2.15	0.46
1:A:296:ILE:HG23	1:A:297:GLN:N	2.30	0.46
1:J:120:PRO:HD2	1:J:260:VAL:HG23	1.98	0.46
1:G:97:ASP:OD1	1:G:99:ARG:HG2	2.16	0.46
1:B:247:TYR:HE1	1:C:249:SER:OG	1.98	0.46

Continued on next page...

Continued from previous page...

Atom-1	Atom-2	Interatomic distance (Å)	Clash overlap (Å)
1:F:209:LEU:HB3	1:F:210:PRO:HD3	1.98	0.46
1:B:91:ARG:HD2	1:C:134:SER:CB	2.46	0.46
1:F:250:ASN:HD22	1:J:250:ASN:ND2	2.13	0.46
1:H:301:LEU:C	1:H:304:PRO:HD2	2.36	0.46
1:I:222:PHE:CE2	1:I:299:CYS:SG	3.08	0.46
1:J:172:ILE:N	1:J:172:ILE:HD12	2.30	0.46
1:A:27:ASN:HB3	1:A:32:THR:HB	1.96	0.46
1:F:199:ASN:HD22	1:F:199:ASN:C	2.19	0.46
1:I:51:PRO:HD2	1:I:56:LEU:HD23	1.96	0.46
1:D:223:TRP:NE1	1:D:300:ARG:HD3	2.31	0.46
1:D:181:GLN:CG	1:D:182:PRO:HD3	2.40	0.46
1:J:167:THR:O	1:J:168:HIS:CB	2.64	0.46
1:I:288:ASN:OD1	1:I:291:GLU:HB3	2.16	0.46
1:F:293:ASP:O	1:F:296:ILE:HG22	2.16	0.46
1:F:246:ALA:HA	1:J:247:TYR:HD1	1.80	0.46
1:E:72:TRP:C	1:E:72:TRP:CD1	2.88	0.46
1:G:219:TRP:O	1:G:221:VAL:N	2.49	0.46
1:I:185:ASN:ND2	1:I:185:ASN:N	2.63	0.46
1:E:112:ASN:ND2	1:E:127:VAL:CG2	2.79	0.46
1:H:231:LEU:HD23	1:H:232:GLN:N	2.30	0.46
1:I:56:LEU:HD13	1:I:57:ILE:N	2.30	0.46
1:B:309:ALA:O	1:B:313:VAL:HG23	2.16	0.46
1:H:262:ASP:O	1:H:266:ILE:HG12	2.16	0.46
1:B:119:PHE:O	1:B:120:PRO:C	2.54	0.46
1:E:119:PHE:HB3	1:E:259:THR:HB	1.96	0.46
1:I:147:VAL:HG12	1:I:147:VAL:O	2.16	0.46
1:B:267:ALA:HB1	1:B:307:PHE:HZ	1.81	0.46
1:F:203:TYR:O	1:F:208:ILE:HG12	2.16	0.46
1:I:27:ASN:HB3	1:I:32:THR:HB	1.96	0.46
1:J:199:ASN:C	1:J:199:ASN:HD22	2.17	0.46
1:B:92:LEU:HD23	1:B:92:LEU:HA	1.76	0.46
1:E:303:PHE:C	1:E:303:PHE:HD1	2.19	0.46
1:A:239:LEU:HD21	1:E:239:LEU:HD13	1.98	0.46
1:I:169:ILE:CD1	1:I:190:ILE:HG12	2.46	0.46
1:A:120:PRO:HD2	1:A:260:VAL:HG23	1.98	0.46
1:B:72:TRP:CH2	1:B:74:PRO:HG3	2.51	0.46
1:A:209:LEU:HB3	1:A:210:PRO:HD3	1.97	0.46
1:H:247:TYR:HE1	1:I:249:SER:HG	1.62	0.46
1:F:23:ILE:HG21	1:F:126:PHE:CD2	2.51	0.46
1:H:223:TRP:NE1	1:H:300:ARG:HD3	2.31	0.46
1:A:276:ILE:O	1:A:280:ILE:HG13	2.15	0.46

Continued on next page...

Continued from previous page...

Atom-1	Atom-2	Interatomic distance (Å)	Clash overlap (Å)
1:F:167:THR:O	1:F:168:HIS:HB2	2.16	0.46
1:A:239:LEU:HD23	1:E:240:THR:CA	2.43	0.46
1:E:119:PHE:O	1:E:120:PRO:C	2.54	0.46
1:E:120:PRO:HD2	1:E:260:VAL:HG23	1.98	0.46
1:G:112:ASN:ND2	1:G:127:VAL:CG2	2.79	0.46
1:F:134:SER:HB3	1:J:91:ARG:HD3	1.98	0.46
1:J:56:LEU:HD13	1:J:57:ILE:N	2.31	0.46
1:C:172:ILE:HD12	1:C:172:ILE:N	2.31	0.46
1:J:58:VAL:HB	1:J:92:LEU:HB2	1.98	0.46
1:H:303:PHE:O	1:H:307:PHE:HB2	2.16	0.45
1:J:267:ALA:HB1	1:J:307:PHE:HZ	1.80	0.45
1:C:303:PHE:C	1:C:303:PHE:CD1	2.89	0.45
1:H:167:THR:O	1:H:168:HIS:CB	2.64	0.45
1:J:200:PRO:O	1:J:201:SER:C	2.54	0.45
1:G:169:ILE:CD1	1:G:190:ILE:HG12	2.46	0.45
1:F:249:SER:HG	1:J:247:TYR:HE1	1.64	0.45
1:H:240:THR:OG1	1:I:239:LEU:HD23	2.15	0.45
1:B:303:PHE:HD1	1:B:303:PHE:C	2.20	0.45
1:E:185:ASN:ND2	1:E:185:ASN:N	2.64	0.45
1:F:219:TRP:O	1:F:221:VAL:N	2.49	0.45
1:H:173:ARG:HA	1:H:185:ASN:O	2.16	0.45
1:D:174:TYR:O	1:D:177:LEU:HD11	2.15	0.45
1:G:174:TYR:O	1:G:177:LEU:HD11	2.15	0.45
1:J:309:ALA:O	1:J:313:VAL:HG23	2.16	0.45
1:J:89:ASN:O	1:J:104:ALA:HA	2.16	0.45
1:A:280:ILE:O	1:A:280:ILE:HG22	2.16	0.45
1:I:209:LEU:HD23	1:I:209:LEU:C	2.36	0.45
1:C:39:ILE:HD13	1:C:39:ILE:HG21	1.60	0.45
1:G:303:PHE:O	1:G:307:PHE:HB2	2.16	0.45
1:F:91:ARG:HD2	1:G:134:SER:CB	2.47	0.45
1:D:280:ILE:O	1:D:280:ILE:HG22	2.16	0.45
1:I:62:GLN:HE22	1:I:65:ARG:HH11	1.63	0.45
1:D:72:TRP:CZ3	1:D:135:TYR:CZ	3.02	0.45
1:C:145:ILE:HD12	1:C:145:ILE:N	2.15	0.45
1:A:181:GLN:CG	1:A:182:PRO:HD3	2.39	0.45
1:A:162:ILE:N	1:A:162:ILE:CD1	2.76	0.45
1:I:200:PRO:O	1:I:201:SER:C	2.54	0.45
1:D:296:ILE:CG2	1:D:297:GLN:N	2.79	0.45
1:G:128:LEU:N	1:G:128:LEU:HD12	2.32	0.45
1:F:251:ILE:O	1:F:251:ILE:HG22	2.16	0.45
1:E:180:VAL:HG21	1:E:184:GLN:HB2	1.97	0.45

Continued on next page...

Continued from previous page...

Atom-1	Atom-2	Interatomic distance (Å)	Clash overlap (Å)
1:C:77:GLU:O	1:C:130:LEU:HD23	2.16	0.45
1:H:267:ALA:HB1	1:H:307:PHE:HZ	1.80	0.45
1:A:286:GLN:HA	1:A:291:GLU:OE1	2.17	0.45
1:B:296:ILE:HG23	1:B:297:GLN:N	2.31	0.45
1:J:226:SER:HB3	1:J:229:GLU:CG	2.47	0.45
1:E:119:PHE:CB	1:E:120:PRO:HD3	2.43	0.45
1:A:173:ARG:HA	1:A:185:ASN:O	2.16	0.45
1:E:110:PHE:CD1	1:E:110:PHE:N	2.84	0.45
1:H:127:VAL:HG22	1:H:193:ARG:HG2	1.96	0.45
1:I:257:TYR:N	1:I:257:TYR:CD1	2.85	0.45
1:D:286:GLN:HB2	1:D:288:ASN:OD1	2.16	0.45
1:D:122:ASP:OD2	1:D:198:ARG:NE	2.36	0.45
1:I:119:PHE:O	1:I:120:PRO:C	2.55	0.45
1:B:247:TYR:HD1	1:C:246:ALA:HA	1.82	0.45
1:C:114:MET:HE2	1:C:124:GLN:HG2	1.98	0.45
1:G:157:ILE:HD11	1:H:115:ASP:OD2	2.16	0.45
1:F:15:SER:HG	1:F:142:PHE:HD1	1.64	0.45
1:J:276:ILE:O	1:J:280:ILE:HG13	2.17	0.45
1:C:181:GLN:CG	1:C:182:PRO:HD3	2.40	0.45
1:E:237:LEU:HD12	1:E:237:LEU:HA	1.85	0.45
1:F:249:SER:HB3	1:J:251:ILE:CG1	2.43	0.45
1:C:209:LEU:HD23	1:C:209:LEU:C	2.37	0.45
1:E:231:LEU:HD12	1:E:280:ILE:HG12	1.98	0.45
1:F:134:SER:HB2	1:J:91:ARG:HD2	1.99	0.45
1:G:62:GLN:HE22	1:G:65:ARG:HH11	1.64	0.45
1:H:127:VAL:O	1:H:128:LEU:HD12	2.16	0.45
1:H:89:ASN:HB3	1:I:133:PHE:CD2	2.52	0.45
1:I:199:ASN:C	1:I:199:ASN:HD22	2.19	0.45
1:H:92:LEU:HD23	1:H:92:LEU:HA	1.75	0.45
1:H:303:PHE:C	1:H:303:PHE:CD1	2.89	0.45
1:B:119:PHE:CB	1:B:120:PRO:HD3	2.38	0.45
1:I:296:ILE:CG2	1:I:297:GLN:N	2.79	0.45
1:B:204:LEU:HA	1:B:208:ILE:CG1	2.47	0.45
1:D:185:ASN:N	1:D:185:ASN:ND2	2.65	0.45
1:I:130:LEU:HA	1:I:130:LEU:HD23	1.71	0.45
1:A:267:ALA:HB1	1:A:307:PHE:HZ	1.82	0.45
1:B:169:ILE:HG22	1:B:170:SER:N	2.32	0.45
1:G:223:TRP:NE1	1:G:300:ARG:HD3	2.32	0.45
1:F:181:GLN:N	1:F:182:PRO:CD	2.80	0.45
1:J:143:SER:HB3	1:J:167:THR:HG21	1.99	0.45
1:C:288:ASN:OD1	1:C:291:GLU:HB3	2.16	0.45

Continued on next page...

Continued from previous page...

Atom-1	Atom-2	Interatomic distance (Å)	Clash overlap (Å)
1:B:286:GLN:HB2	1:B:288:ASN:OD1	2.16	0.45
1:D:19:PHE:CE2	1:D:146:GLN:HG3	2.52	0.45
1:C:180:VAL:HG21	1:C:184:GLN:HB2	1.99	0.45
1:H:110:PHE:N	1:H:110:PHE:CD1	2.85	0.45
1:G:110:PHE:N	1:G:110:PHE:CD1	2.84	0.45
1:I:187:PHE:N	1:I:187:PHE:CD1	2.85	0.45
1:E:286:GLN:HB2	1:E:288:ASN:OD1	2.17	0.45
1:G:140:LEU:HD13	1:G:190:ILE:CG1	2.43	0.45
1:B:127:VAL:HG22	1:B:193:ARG:HG2	1.99	0.45
1:I:263:GLN:HA	1:I:266:ILE:HG12	1.99	0.45
1:B:91:ARG:HD3	1:C:134:SER:HB3	1.99	0.45
1:C:299:CYS:HB2	1:C:302:ALA:HB3	1.99	0.45
1:B:117:ARG:HG2	1:B:117:ARG:HH11	1.81	0.45
1:J:118:LEU:HD23	1:J:118:LEU:N	2.32	0.45
1:F:110:PHE:N	1:F:110:PHE:CD1	2.84	0.45
1:B:147:VAL:C	1:B:149:THR:H	2.21	0.45
1:I:303:PHE:C	1:I:303:PHE:CD1	2.91	0.45
1:G:167:THR:CG2	1:G:168:HIS:H	2.25	0.45
1:H:119:PHE:CB	1:H:120:PRO:HD3	2.41	0.45
1:G:231:LEU:HD12	1:G:280:ILE:HG12	1.97	0.45
1:I:112:ASN:ND2	1:I:127:VAL:CG2	2.79	0.45
1:F:176:HIS:NE2	1:J:148:TYR:OH	2.50	0.45
1:E:174:TYR:O	1:E:177:LEU:HD11	2.17	0.45
1:I:303:PHE:N	1:I:304:PRO:HD3	2.32	0.44
1:G:162:ILE:HG22	1:G:163:ARG:N	2.22	0.44
1:E:263:GLN:HA	1:E:266:ILE:HG12	1.98	0.44
1:D:199:ASN:C	1:D:199:ASN:ND2	2.70	0.44
1:E:115:ASP:H	1:E:124:GLN:HE22	1.65	0.44
1:I:303:PHE:C	1:I:303:PHE:HD1	2.20	0.44
1:G:119:PHE:HB3	1:G:259:THR:HB	1.99	0.44
1:I:140:LEU:HD13	1:I:190:ILE:CG1	2.43	0.44
1:D:263:GLN:HA	1:D:266:ILE:HG12	2.00	0.44
1:F:303:PHE:HD1	1:F:303:PHE:C	2.20	0.44
1:F:157:ILE:HD11	1:G:115:ASP:CG	2.38	0.44
1:E:19:PHE:CE2	1:E:146:GLN:HG3	2.52	0.44
1:H:117:ARG:HG2	1:H:117:ARG:HH11	1.81	0.44
1:I:303:PHE:O	1:I:307:PHE:HB2	2.17	0.44
1:H:167:THR:CG2	1:H:168:HIS:H	2.19	0.44
1:J:296:ILE:HG23	1:J:297:GLN:N	2.31	0.44
1:H:72:TRP:HZ3	1:H:135:TYR:CE1	2.34	0.44
1:A:248:THR:HG23	1:A:252:LEU:HD22	1.99	0.44

Continued on next page...

Continued from previous page...

Atom-1	Atom-2	Interatomic distance (Å)	Clash overlap (Å)
1:H:62:GLN:HE22	1:H:65:ARG:HH11	1.64	0.44
1:H:180:VAL:HG21	1:H:184:GLN:HB2	1.99	0.44
1:G:172:ILE:HD12	1:G:172:ILE:N	2.32	0.44
1:H:66:TRP:HB3	1:H:71:LEU:HD12	1.98	0.44
1:I:145:ILE:N	1:I:145:ILE:CD1	2.77	0.44
1:C:120:PRO:HD2	1:C:260:VAL:CG2	2.46	0.44
1:F:296:ILE:CG2	1:F:297:GLN:N	2.80	0.44
1:I:147:VAL:O	1:I:149:THR:N	2.44	0.44
1:A:134:SER:HB3	1:E:91:ARG:HD3	1.98	0.44
1:B:315:VAL:HG12	1:B:315:VAL:O	2.16	0.44
1:D:110:PHE:CD1	1:D:110:PHE:N	2.85	0.44
1:F:187:PHE:CD1	1:F:187:PHE:N	2.85	0.44
1:E:303:PHE:C	1:E:303:PHE:CD1	2.91	0.44
1:E:181:GLN:N	1:E:182:PRO:CD	2.81	0.44
1:G:286:GLN:HB2	1:G:288:ASN:OD1	2.17	0.44
1:J:140:LEU:HD13	1:J:190:ILE:CG1	2.41	0.44
1:B:240:THR:HA	1:C:239:LEU:CD2	2.48	0.44
1:B:204:LEU:HA	1:B:208:ILE:HG12	1.99	0.44
1:A:199:ASN:C	1:A:199:ASN:ND2	2.71	0.44
1:G:172:ILE:HD13	1:G:189:ARG:HB3	1.99	0.44
1:I:110:PHE:CD1	1:I:110:PHE:N	2.86	0.44
1:I:300:ARG:O	1:I:304:PRO:HG2	2.17	0.44
1:B:145:ILE:CD1	1:B:145:ILE:N	2.79	0.44
1:B:181:GLN:CG	1:B:182:PRO:HD3	2.38	0.44
1:F:237:LEU:CD1	1:G:235:PHE:CD2	2.93	0.44
1:C:286:GLN:HB2	1:C:288:ASN:OD1	2.17	0.44
1:F:169:ILE:CD1	1:F:190:ILE:HG12	2.48	0.44
1:B:237:LEU:HA	1:B:237:LEU:HD12	1.87	0.44
1:B:303:PHE:C	1:B:303:PHE:CD1	2.91	0.44
1:D:172:ILE:HD12	1:D:172:ILE:N	2.32	0.44
1:D:309:ALA:O	1:D:313:VAL:HG23	2.18	0.44
1:J:223:TRP:CD1	1:J:300:ARG:HD3	2.53	0.44
1:A:181:GLN:N	1:A:182:PRO:CD	2.81	0.44
1:E:169:ILE:HD12	1:E:190:ILE:HG12	2.00	0.44
1:C:169:ILE:HD12	1:C:190:ILE:HG12	2.00	0.44
1:I:239:LEU:CD1	1:J:239:LEU:HD21	2.48	0.44
1:D:39:ILE:HD13	1:D:39:ILE:HG21	1.61	0.44
1:H:248:THR:HG23	1:H:252:LEU:HD22	2.00	0.44
1:C:252:LEU:HG	1:C:253:PRO:HD2	1.99	0.44
1:H:118:LEU:N	1:H:118:LEU:HD23	2.32	0.44
1:B:187:PHE:N	1:B:187:PHE:CD1	2.85	0.44

Continued on next page...

Continued from previous page...

Atom-1	Atom-2	Interatomic distance (Å)	Clash overlap (Å)
1:C:296:ILE:CG2	1:C:297:GLN:N	2.81	0.44
1:H:240:THR:HA	1:I:239:LEU:HD23	2.00	0.44
1:D:119:PHE:O	1:D:120:PRO:C	2.57	0.44
1:F:301:LEU:C	1:F:304:PRO:HD2	2.38	0.44
1:A:204:LEU:HA	1:A:208:ILE:CG1	2.48	0.44
1:B:128:LEU:HD12	1:B:128:LEU:N	2.29	0.44
1:F:178:SER:C	1:F:180:VAL:H	2.21	0.44
1:E:48:ARG:HB2	1:E:48:ARG:CZ	2.47	0.44
1:B:181:GLN:N	1:B:182:PRO:CD	2.81	0.44
1:J:181:GLN:CG	1:J:182:PRO:HD3	2.40	0.44
1:E:292:ASP:O	1:E:297:GLN:NE2	2.51	0.44
1:D:119:PHE:CB	1:D:120:PRO:HD3	2.46	0.44
1:F:303:PHE:C	1:F:303:PHE:CD1	2.91	0.44
1:J:248:THR:HG23	1:J:252:LEU:HD22	2.00	0.44
1:J:92:LEU:HD23	1:J:92:LEU:HA	1.75	0.44
1:E:40:VAL:HA	1:E:102:TYR:O	2.17	0.44
1:J:145:ILE:CD1	1:J:145:ILE:H	2.14	0.43
1:B:167:THR:CG2	1:B:168:HIS:H	2.20	0.43
1:B:169:ILE:CD1	1:B:190:ILE:HG12	2.48	0.43
1:I:167:THR:O	1:I:168:HIS:HB2	2.17	0.43
1:J:181:GLN:N	1:J:182:PRO:CD	2.81	0.43
1:D:237:LEU:CD1	1:E:235:PHE:CE2	2.99	0.43
1:E:296:ILE:CG2	1:E:297:GLN:N	2.81	0.43
1:D:147:VAL:O	1:D:149:THR:N	2.46	0.43
1:I:118:LEU:HD23	1:I:118:LEU:N	2.33	0.43
1:A:187:PHE:CD1	1:A:187:PHE:N	2.86	0.43
1:F:150:GLU:HB3	1:F:153:ASP:CB	2.47	0.43
1:G:127:VAL:HG22	1:G:193:ARG:HG2	1.98	0.43
1:G:185:ASN:N	1:G:185:ASN:ND2	2.67	0.43
1:G:223:TRP:CD1	1:G:300:ARG:HD3	2.53	0.43
1:F:237:LEU:HD12	1:F:237:LEU:HA	1.91	0.43
1:F:119:PHE:CB	1:F:120:PRO:HD3	2.41	0.43
1:F:251:ILE:CD1	1:G:249:SER:HB3	2.48	0.43
1:A:309:ALA:O	1:A:313:VAL:HG23	2.18	0.43
1:A:164:LYS:HZ3	1:A:164:LYS:HA	1.83	0.43
1:B:303:PHE:N	1:B:304:PRO:HD3	2.33	0.43
1:F:133:PHE:HE2	1:J:91:ARG:HB2	1.84	0.43
1:G:285:ARG:CA	1:G:285:ARG:NE	2.82	0.43
1:A:178:SER:C	1:A:180:VAL:H	2.22	0.43
1:A:110:PHE:CD1	1:A:110:PHE:N	2.86	0.43
1:B:173:ARG:HA	1:B:185:ASN:O	2.19	0.43

Continued on next page...

Continued from previous page...

Atom-1	Atom-2	Interatomic distance (Å)	Clash overlap (Å)
1:J:149:THR:HG22	1:J:150:GLU:N	2.33	0.43
1:H:223:TRP:CD1	1:H:300:ARG:HD3	2.54	0.43
1:G:140:LEU:HD22	1:G:190:ILE:HD11	2.00	0.43
1:C:167:THR:O	1:C:168:HIS:CB	2.67	0.43
1:I:147:VAL:C	1:I:149:THR:H	2.20	0.43
1:C:66:TRP:HB3	1:C:71:LEU:HD12	1.99	0.43
1:A:145:ILE:H	1:A:145:ILE:CD1	2.19	0.43
1:J:72:TRP:CD1	1:J:72:TRP:C	2.91	0.43
1:E:149:THR:HG22	1:E:150:GLU:N	2.34	0.43
1:D:147:VAL:C	1:D:149:THR:H	2.21	0.43
1:B:234:SER:HA	1:B:237:LEU:HB2	2.01	0.43
1:B:299:CYS:HB2	1:B:302:ALA:HB3	1.99	0.43
1:C:223:TRP:CD1	1:C:300:ARG:HD3	2.53	0.43
1:G:296:ILE:CG2	1:G:297:GLN:N	2.81	0.43
1:C:218:SER:CA	1:C:237:LEU:HD21	2.42	0.43
1:I:72:TRP:CZ2	1:I:74:PRO:CG	2.98	0.43
1:H:149:THR:HG22	1:H:150:GLU:N	2.33	0.43
1:F:59:GLU:OE2	1:G:134:SER:OG	2.37	0.43
1:D:276:ILE:O	1:D:280:ILE:HG13	2.18	0.43
1:B:199:ASN:ND2	1:B:199:ASN:C	2.71	0.43
1:C:19:PHE:CE2	1:C:146:GLN:HG3	2.54	0.43
1:I:180:VAL:HG21	1:I:184:GLN:HB2	2.00	0.43
1:H:40:VAL:HA	1:H:102:TYR:O	2.19	0.43
1:F:147:VAL:C	1:F:149:THR:H	2.22	0.43
1:C:150:GLU:CB	1:C:153:ASP:HB2	2.47	0.43
1:H:181:GLN:N	1:H:182:PRO:CD	2.81	0.43
1:C:181:GLN:N	1:C:182:PRO:CD	2.81	0.43
1:F:72:TRP:CZ3	1:F:135:TYR:CZ	3.05	0.43
1:C:119:PHE:HB3	1:C:259:THR:HB	2.01	0.43
1:D:292:ASP:O	1:D:297:GLN:NE2	2.52	0.43
1:D:119:PHE:HB3	1:D:259:THR:HB	2.00	0.43
1:G:115:ASP:H	1:G:124:GLN:HE22	1.66	0.43
1:A:204:LEU:HA	1:A:208:ILE:HG12	2.00	0.43
1:D:178:SER:C	1:D:180:VAL:H	2.22	0.43
1:I:16:VAL:HG12	1:I:17:SER:N	2.34	0.43
1:J:150:GLU:HB3	1:J:153:ASP:CB	2.46	0.43
1:H:303:PHE:N	1:H:304:PRO:HD3	2.34	0.43
1:D:223:TRP:CD1	1:D:300:ARG:HD3	2.54	0.43
1:A:296:ILE:CG2	1:A:297:GLN:N	2.82	0.43
1:G:145:ILE:CD1	1:G:145:ILE:H	2.17	0.43
1:B:119:PHE:HB3	1:B:120:PRO:CD	2.42	0.43

Continued on next page...

Continued from previous page...

Atom-1	Atom-2	Interatomic distance (Å)	Clash overlap (Å)
1:C:262:ASP:O	1:C:266:ILE:HG12	2.18	0.43
1:F:294:LEU:CA	1:F:297:GLN:HE21	2.22	0.43
1:G:204:LEU:HA	1:G:208:ILE:HG12	1.99	0.43
1:B:114:MET:CE	1:B:124:GLN:HG2	2.49	0.43
1:F:176:HIS:CE1	1:J:148:TYR:OH	2.72	0.43
1:E:309:ALA:O	1:E:313:VAL:HG23	2.18	0.43
1:C:79:ILE:HD13	1:C:79:ILE:HA	1.87	0.43
1:I:58:VAL:HB	1:I:92:LEU:HB2	2.01	0.43
1:C:200:PRO:O	1:C:201:SER:C	2.57	0.43
1:A:120:PRO:HD2	1:A:260:VAL:CG2	2.49	0.43
1:J:39:ILE:HD13	1:J:39:ILE:HG21	1.62	0.43
1:B:178:SER:C	1:B:180:VAL:H	2.23	0.43
1:F:248:THR:HG23	1:F:252:LEU:HD22	2.00	0.43
1:E:178:SER:C	1:E:180:VAL:H	2.21	0.43
1:B:48:ARG:CZ	1:B:48:ARG:HB2	2.49	0.43
1:J:300:ARG:O	1:J:304:PRO:HG2	2.19	0.42
1:I:181:GLN:N	1:I:182:PRO:CD	2.82	0.42
1:G:145:ILE:N	1:G:145:ILE:HD12	2.21	0.42
1:I:140:LEU:HD22	1:I:190:ILE:HD11	2.01	0.42
1:F:239:LEU:HD13	1:G:239:LEU:HD21	2.00	0.42
1:E:150:GLU:CB	1:E:153:ASP:HB2	2.46	0.42
1:D:303:PHE:N	1:D:304:PRO:HD3	2.33	0.42
1:G:178:SER:C	1:G:180:VAL:H	2.21	0.42
1:G:157:ILE:HD12	1:H:115:ASP:HA	2.00	0.42
1:A:92:LEU:HD23	1:A:92:LEU:HA	1.73	0.42
1:A:40:VAL:HA	1:A:102:TYR:O	2.19	0.42
1:C:187:PHE:CD1	1:C:187:PHE:N	2.86	0.42
1:J:40:VAL:HA	1:J:102:TYR:O	2.19	0.42
1:H:164:LYS:HZ2	1:H:164:LYS:CA	2.31	0.42
1:I:143:SER:HB3	1:I:167:THR:HG21	2.01	0.42
1:D:167:THR:O	1:D:168:HIS:CB	2.66	0.42
1:F:140:LEU:HD22	1:F:190:ILE:HD11	2.01	0.42
1:H:119:PHE:HB3	1:H:259:THR:HB	2.01	0.42
1:F:162:ILE:N	1:F:162:ILE:CD1	2.80	0.42
1:D:112:ASN:ND2	1:D:127:VAL:CG2	2.82	0.42
1:D:127:VAL:HG22	1:D:193:ARG:HG2	2.01	0.42
1:E:204:LEU:HA	1:E:208:ILE:CG1	2.49	0.42
1:F:127:VAL:HG22	1:F:193:ARG:HG2	2.01	0.42
1:I:89:ASN:O	1:I:104:ALA:HA	2.19	0.42
1:I:46:LYS:HA	1:I:47:PRO:HD2	1.78	0.42
1:F:309:ALA:O	1:F:313:VAL:HG23	2.19	0.42

Continued on next page...

Continued from previous page...

Atom-1	Atom-2	Interatomic distance (Å)	Clash overlap (Å)
1:H:48:ARG:CZ	1:H:48:ARG:HB2	2.48	0.42
1:F:147:VAL:CG2	1:F:165:ALA:HB2	2.49	0.42
1:A:231:LEU:HD12	1:A:280:ILE:HG12	2.01	0.42
1:C:167:THR:CG2	1:C:168:HIS:H	2.26	0.42
1:F:68:ASN:HA	1:J:65:ARG:NH1	2.34	0.42
1:B:97:ASP:OD1	1:B:99:ARG:HG2	2.19	0.42
1:B:301:LEU:C	1:B:304:PRO:HD2	2.39	0.42
1:G:301:LEU:C	1:G:304:PRO:HD2	2.39	0.42
1:A:250:ASN:HD22	1:E:250:ASN:ND2	2.18	0.42
1:C:300:ARG:O	1:C:304:PRO:HG2	2.18	0.42
1:A:223:TRP:NE1	1:A:300:ARG:HD3	2.34	0.42
1:A:301:LEU:C	1:A:304:PRO:HD2	2.39	0.42
1:E:301:LEU:C	1:E:304:PRO:HD2	2.40	0.42
1:I:292:ASP:O	1:I:297:GLN:NE2	2.53	0.42
1:B:200:PRO:O	1:B:201:SER:C	2.58	0.42
1:A:234:SER:HA	1:A:237:LEU:HB2	2.02	0.42
1:F:251:ILE:CG2	1:F:251:ILE:O	2.67	0.42
1:F:114:MET:HE3	1:F:124:GLN:HG2	2.01	0.42
1:J:59:GLU:O	1:J:63:ILE:HG13	2.19	0.42
1:J:27:ASN:HB3	1:J:32:THR:HB	2.01	0.42
1:G:118:LEU:HD23	1:G:118:LEU:N	2.35	0.42
1:F:164:LYS:HA	1:F:164:LYS:HZ3	1.85	0.42
1:E:120:PRO:HD2	1:E:260:VAL:CG2	2.50	0.42
1:A:147:VAL:C	1:A:149:THR:H	2.21	0.42
1:C:251:ILE:O	1:C:251:ILE:CG2	2.68	0.42
1:B:252:LEU:HG	1:B:253:PRO:HD2	2.01	0.42
1:F:83:GLY:HA2	1:J:107:LEU:HD23	2.02	0.42
1:G:309:ALA:O	1:G:313:VAL:HG23	2.19	0.42
1:I:23:ILE:HG21	1:I:126:PHE:CD2	2.55	0.42
1:C:301:LEU:C	1:C:304:PRO:HD2	2.40	0.42
1:D:181:GLN:N	1:D:182:PRO:CD	2.81	0.42
1:G:119:PHE:CB	1:G:120:PRO:CD	2.98	0.42
1:B:162:ILE:HG22	1:B:163:ARG:N	2.26	0.42
1:E:150:GLU:HB3	1:E:153:ASP:CB	2.46	0.42
1:G:149:THR:HG22	1:G:150:GLU:N	2.35	0.42
1:C:185:ASN:N	1:C:185:ASN:ND2	2.67	0.42
1:F:281:PHE:CZ	1:F:285:ARG:HG2	2.55	0.42
1:A:136:ASN:ND2	1:A:184:GLN:HG3	2.34	0.42
1:D:65:ARG:HD2	1:E:68:ASN:ND2	2.33	0.42
1:C:92:LEU:HD23	1:C:92:LEU:HA	1.76	0.42
1:A:48:ARG:HB2	1:A:48:ARG:CZ	2.49	0.42

Continued on next page...

Continued from previous page...

Atom-1	Atom-2	Interatomic distance (Å)	Clash overlap (Å)
1:I:162:ILE:HG22	1:I:163:ARG:N	2.26	0.42
1:C:303:PHE:N	1:C:304:PRO:HD3	2.34	0.42
1:B:226:SER:HB3	1:B:229:GLU:OE1	2.19	0.42
1:H:140:LEU:HD22	1:H:190:ILE:HD11	2.01	0.42
1:J:296:ILE:CG2	1:J:297:GLN:N	2.83	0.42
1:B:296:ILE:CG2	1:B:297:GLN:N	2.82	0.42
1:G:150:GLU:CB	1:G:153:ASP:HB2	2.46	0.42
1:B:89:ASN:O	1:B:104:ALA:HA	2.19	0.42
1:B:27:ASN:HB3	1:B:32:THR:HB	2.00	0.42
1:I:48:ARG:HB2	1:I:48:ARG:CZ	2.50	0.42
1:J:48:ARG:CZ	1:J:48:ARG:HB2	2.49	0.42
1:G:187:PHE:N	1:G:187:PHE:CD1	2.88	0.42
1:D:130:LEU:HD23	1:D:130:LEU:HA	1.87	0.42
1:A:300:ARG:O	1:A:304:PRO:HG2	2.19	0.42
1:F:18:ILE:HB	1:F:145:ILE:HG22	2.02	0.42
1:A:145:ILE:N	1:A:145:ILE:HD12	2.19	0.42
1:C:28:THR:HB	1:C:255:LEU:CD2	2.41	0.42
1:J:216:ALA:C	1:J:218:SER:N	2.73	0.42
1:D:237:LEU:HD13	1:E:235:PHE:HD2	1.74	0.42
1:F:119:PHE:O	1:F:120:PRO:C	2.58	0.42
1:I:120:PRO:HD2	1:I:260:VAL:CG2	2.50	0.42
1:C:97:ASP:OD1	1:C:99:ARG:HG2	2.20	0.42
1:G:285:ARG:C	1:G:285:ARG:HD3	2.40	0.42
1:D:204:LEU:HA	1:D:208:ILE:CG1	2.49	0.42
1:A:15:SER:HG	1:A:142:PHE:HD1	1.65	0.42
1:D:48:ARG:HB2	1:D:48:ARG:CZ	2.50	0.42
1:A:223:TRP:CE3	1:B:280:ILE:HG22	2.55	0.42
1:G:181:GLN:N	1:G:182:PRO:CD	2.82	0.42
1:C:181:GLN:O	1:C:182:PRO:C	2.58	0.42
1:H:218:SER:CA	1:H:237:LEU:HD21	2.43	0.42
1:I:120:PRO:HD2	1:I:260:VAL:HG23	2.01	0.42
1:C:224:LEU:HD21	1:D:231:LEU:HD22	2.00	0.42
1:G:237:LEU:CD1	1:H:235:PHE:CD2	3.00	0.42
1:G:72:TRP:HZ3	1:G:135:TYR:CE1	2.38	0.42
1:G:200:PRO:O	1:G:201:SER:C	2.58	0.42
1:I:208:ILE:HG23	1:I:264:MET:SD	2.59	0.42
1:H:178:SER:C	1:H:180:VAL:H	2.22	0.42
1:A:79:ILE:HA	1:A:79:ILE:HD13	1.83	0.42
1:A:288:ASN:OD1	1:A:291:GLU:HB3	2.19	0.42
1:G:234:SER:HA	1:G:237:LEU:HB2	2.01	0.42
1:I:178:SER:C	1:I:180:VAL:H	2.21	0.42

Continued on next page...

Continued from previous page...

Atom-1	Atom-2	Interatomic distance (Å)	Clash overlap (Å)
1:D:46:LYS:HA	1:D:47:PRO:HD2	1.81	0.42
1:G:79:ILE:HD13	1:G:79:ILE:HA	1.85	0.42
1:B:164:LYS:CD	1:I:163:ARG:HD2	2.41	0.41
1:J:301:LEU:C	1:J:304:PRO:HD2	2.40	0.41
1:E:167:THR:O	1:E:168:HIS:CB	2.68	0.41
1:J:119:PHE:CB	1:J:120:PRO:CD	2.98	0.41
1:C:119:PHE:O	1:C:120:PRO:C	2.58	0.41
1:I:209:LEU:CD2	1:I:209:LEU:C	2.89	0.41
1:D:149:THR:HG22	1:D:150:GLU:N	2.35	0.41
1:C:204:LEU:HA	1:C:208:ILE:HG12	2.02	0.41
1:J:178:SER:C	1:J:180:VAL:H	2.22	0.41
1:B:164:LYS:HG2	1:I:163:ARG:CB	2.21	0.41
1:F:149:THR:HG22	1:F:150:GLU:N	2.35	0.41
1:A:140:LEU:HD12	1:A:188:SER:O	2.21	0.41
1:C:231:LEU:HD12	1:C:280:ILE:HG12	2.02	0.41
1:F:119:PHE:HB3	1:F:259:THR:HB	2.02	0.41
1:C:251:ILE:O	1:C:251:ILE:HG22	2.18	0.41
1:C:157:ILE:HD11	1:D:115:ASP:CG	2.41	0.41
1:C:178:SER:C	1:C:180:VAL:H	2.23	0.41
1:H:157:ILE:HD11	1:I:115:ASP:OD2	2.19	0.41
1:J:115:ASP:H	1:J:124:GLN:HE22	1.68	0.41
1:A:130:LEU:HA	1:A:130:LEU:HD23	1.84	0.41
1:J:79:ILE:HD13	1:J:79:ILE:HA	1.83	0.41
1:A:303:PHE:N	1:A:304:PRO:HD3	2.35	0.41
1:B:140:LEU:HD13	1:B:190:ILE:CG1	2.41	0.41
1:F:216:ALA:C	1:F:218:SER:N	2.73	0.41
1:G:120:PRO:HB2	1:G:121:PHE:CE2	2.56	0.41
1:G:39:ILE:HG21	1:G:39:ILE:HD13	1.73	0.41
1:G:285:ARG:O	1:G:285:ARG:HD3	2.20	0.41
1:H:62:GLN:O	1:H:65:ARG:HB2	2.19	0.41
1:J:130:LEU:HA	1:J:130:LEU:HD23	1.82	0.41
1:D:15:SER:HG	1:D:142:PHE:HD1	1.66	0.41
1:B:150:GLU:HB3	1:B:153:ASP:CB	2.48	0.41
1:C:147:VAL:C	1:C:149:THR:H	2.23	0.41
1:C:149:THR:HG22	1:C:150:GLU:N	2.35	0.41
1:A:223:TRP:CD1	1:A:300:ARG:HD3	2.55	0.41
1:A:292:ASP:O	1:A:297:GLN:NE2	2.54	0.41
1:A:122:ASP:HB2	1:A:198:ARG:HB2	2.03	0.41
1:H:150:GLU:CB	1:H:153:ASP:HB2	2.47	0.41
1:A:149:THR:HG22	1:A:150:GLU:N	2.35	0.41
1:I:172:ILE:CD1	1:I:189:ARG:HB3	2.49	0.41

Continued on next page...

Continued from previous page...

Atom-1	Atom-2	Interatomic distance (Å)	Clash overlap (Å)
1:F:92:LEU:HA	1:F:92:LEU:HD23	1.65	0.41
1:I:114:MET:CE	1:I:124:GLN:HG2	2.51	0.41
1:A:249:SER:HG	1:E:247:TYR:HE1	1.63	0.41
1:B:223:TRP:NE1	1:B:300:ARG:HD3	2.35	0.41
1:A:28:THR:HB	1:A:255:LEU:CD2	2.47	0.41
1:I:239:LEU:HD13	1:J:239:LEU:HD21	2.02	0.41
1:I:149:THR:HG22	1:I:150:GLU:N	2.34	0.41
1:D:59:GLU:OE1	1:E:75:ALA:HB2	2.21	0.41
1:C:125:GLN:OE1	1:C:193:ARG:HD3	2.21	0.41
1:F:141:ARG:HD3	1:F:142:PHE:CZ	2.55	0.41
1:D:187:PHE:CD1	1:D:187:PHE:N	2.88	0.41
1:J:110:PHE:CD1	1:J:110:PHE:N	2.89	0.41
1:G:147:VAL:HG23	1:G:165:ALA:HB2	2.02	0.41
1:H:300:ARG:O	1:H:304:PRO:HG2	2.21	0.41
1:B:231:LEU:HD23	1:B:232:GLN:N	2.35	0.41
1:G:303:PHE:N	1:G:304:PRO:HD3	2.35	0.41
1:H:231:LEU:HD12	1:H:280:ILE:HG12	2.02	0.41
1:I:172:ILE:HD12	1:I:172:ILE:N	2.35	0.41
1:F:136:ASN:ND2	1:F:184:GLN:HG3	2.36	0.41
1:H:136:ASN:ND2	1:H:184:GLN:HG3	2.36	0.41
1:C:58:VAL:HB	1:C:92:LEU:HB2	2.03	0.41
1:E:66:TRP:HB3	1:E:71:LEU:HD12	2.03	0.41
1:E:300:ARG:O	1:E:304:PRO:HG2	2.20	0.41
1:A:119:PHE:O	1:A:120:PRO:C	2.57	0.41
1:A:39:ILE:HD13	1:A:39:ILE:HG21	1.63	0.41
1:F:39:ILE:HG13	1:F:106:PHE:CE2	2.56	0.41
1:C:91:ARG:HD2	1:D:134:SER:HB2	2.02	0.41
1:F:185:ASN:N	1:F:185:ASN:ND2	2.68	0.41
1:D:66:TRP:HB3	1:D:71:LEU:HD12	2.03	0.41
1:H:23:ILE:HG21	1:H:126:PHE:CD2	2.56	0.41
1:C:46:LYS:HA	1:C:47:PRO:HD2	1.86	0.41
1:C:23:ILE:HG21	1:C:126:PHE:CD2	2.56	0.41
1:H:187:PHE:CD1	1:H:187:PHE:N	2.88	0.41
1:H:223:TRP:CE3	1:I:280:ILE:CG2	3.04	0.41
1:E:147:VAL:CG2	1:E:165:ALA:HB2	2.51	0.41
1:C:211:LEU:HD23	1:C:244:TYR:CE2	2.55	0.41
1:J:209:LEU:C	1:J:209:LEU:HD23	2.41	0.41
1:A:237:LEU:HD12	1:A:237:LEU:HA	1.97	0.41
1:C:199:ASN:ND2	1:C:199:ASN:C	2.73	0.41
1:I:115:ASP:H	1:I:124:GLN:HE22	1.67	0.41
1:I:309:ALA:O	1:I:313:VAL:HG23	2.20	0.41

Continued on next page...

Continued from previous page...

Atom-1	Atom-2	Interatomic distance (Å)	Clash overlap (Å)
1:C:48:ARG:CZ	1:C:48:ARG:HB2	2.51	0.41
1:C:147:VAL:CG2	1:C:165:ALA:HB2	2.51	0.41
1:B:145:ILE:HG21	1:B:192:VAL:HG11	2.03	0.41
1:E:181:GLN:O	1:E:182:PRO:C	2.59	0.41
1:C:237:LEU:HD12	1:C:237:LEU:HA	1.84	0.41
1:D:28:THR:HB	1:D:255:LEU:CD2	2.45	0.41
1:G:120:PRO:HD2	1:G:260:VAL:CG2	2.51	0.41
1:H:44:THR:HG23	1:H:99:ARG:H	1.86	0.41
1:I:97:ASP:OD1	1:I:99:ARG:HG2	2.20	0.41
1:A:119:PHE:HB3	1:A:259:THR:HB	2.01	0.41
1:A:211:LEU:HD23	1:A:244:TYR:CE2	2.56	0.41
1:D:301:LEU:C	1:D:304:PRO:HD2	2.42	0.41
1:G:209:LEU:HB3	1:G:210:PRO:HD3	2.00	0.41
1:J:208:ILE:H	1:J:208:ILE:HG12	1.67	0.41
1:B:62:GLN:O	1:B:65:ARG:HB2	2.21	0.41
1:D:114:MET:CE	1:D:124:GLN:HG2	2.50	0.41
1:I:248:THR:HG23	1:I:252:LEU:HD22	2.02	0.41
1:C:70:GLY:O	1:C:71:LEU:C	2.58	0.41
1:J:114:MET:HE2	1:J:124:GLN:HG2	2.02	0.41
1:E:89:ASN:O	1:E:104:ALA:HA	2.20	0.41
1:I:79:ILE:HA	1:I:79:ILE:HD13	1.86	0.41
1:I:40:VAL:HA	1:I:102:TYR:O	2.21	0.41
1:B:164:LYS:C	1:B:164:LYS:HZ2	2.23	0.41
1:D:164:LYS:CA	1:D:164:LYS:HZ2	2.30	0.41
1:C:257:TYR:N	1:C:257:TYR:CD1	2.88	0.41
1:J:237:LEU:HA	1:J:237:LEU:HD12	1.89	0.41
1:J:119:PHE:O	1:J:120:PRO:C	2.58	0.41
1:D:197:VAL:HG12	1:D:198:ARG:N	2.35	0.41
1:H:209:LEU:HD23	1:H:209:LEU:C	2.41	0.41
1:D:125:GLN:OE1	1:D:193:ARG:HD3	2.21	0.41
1:A:285:ARG:CA	1:A:285:ARG:NE	2.83	0.41
1:I:285:ARG:NE	1:I:285:ARG:CA	2.84	0.41
1:H:79:ILE:HD13	1:H:79:ILE:HA	1.81	0.41
1:B:70:GLY:O	1:B:71:LEU:C	2.59	0.41
1:B:147:VAL:HG21	1:B:165:ALA:HB2	2.02	0.40
1:E:223:TRP:NE1	1:E:300:ARG:HD3	2.36	0.40
1:F:181:GLN:O	1:F:182:PRO:C	2.60	0.40
1:E:162:ILE:N	1:E:162:ILE:CD1	2.81	0.40
1:F:120:PRO:HD2	1:F:260:VAL:HG23	2.03	0.40
1:D:251:ILE:HG22	1:D:251:ILE:O	2.20	0.40
1:F:219:TRP:C	1:F:221:VAL:N	2.74	0.40

Continued on next page...

Continued from previous page...

Atom-1	Atom-2	Interatomic distance (Å)	Clash overlap (Å)
1:A:68:ASN:ND2	1:E:65:ARG:HD2	2.36	0.40
1:J:199:ASN:ND2	1:J:199:ASN:C	2.74	0.40
1:C:136:ASN:ND2	1:C:184:GLN:HG3	2.36	0.40
1:B:181:GLN:O	1:B:182:PRO:C	2.60	0.40
1:I:286:GLN:HA	1:I:291:GLU:OE1	2.21	0.40
1:D:286:GLN:HA	1:D:291:GLU:OE1	2.22	0.40
1:H:292:ASP:O	1:H:297:GLN:NE2	2.54	0.40
1:I:148:TYR:HE2	1:J:176:HIS:NE2	2.09	0.40
1:D:266:ILE:O	1:D:269:TYR:HB2	2.22	0.40
1:A:203:TYR:O	1:A:208:ILE:HG12	2.22	0.40
1:A:127:VAL:HG22	1:A:193:ARG:HG2	2.02	0.40
1:A:266:ILE:HD12	1:E:205:TRP:O	2.21	0.40
1:H:136:ASN:ND2	1:H:184:GLN:HA	2.36	0.40
1:I:46:LYS:HD3	1:I:46:LYS:N	2.36	0.40
1:G:19:PHE:CE2	1:G:146:GLN:HG3	2.55	0.40
1:J:147:VAL:CG2	1:J:165:ALA:HB2	2.51	0.40
1:J:147:VAL:C	1:J:149:THR:H	2.24	0.40
1:D:181:GLN:O	1:D:182:PRO:C	2.59	0.40
1:F:286:GLN:HA	1:F:291:GLU:OE1	2.21	0.40
1:H:39:ILE:HD13	1:H:39:ILE:HG21	1.78	0.40
1:A:147:VAL:O	1:A:149:THR:N	2.47	0.40
1:A:114:MET:HE2	1:A:124:GLN:HG2	2.04	0.40
1:J:17:SER:O	1:J:40:VAL:HG23	2.20	0.40
1:J:114:MET:CE	1:J:124:GLN:HG2	2.52	0.40
1:B:149:THR:HG22	1:B:150:GLU:N	2.36	0.40
1:J:292:ASP:O	1:J:297:GLN:NE2	2.54	0.40
1:D:216:ALA:C	1:D:218:SER:N	2.74	0.40
1:H:211:LEU:HD23	1:H:244:TYR:CE2	2.56	0.40
1:C:294:LEU:CA	1:C:297:GLN:HE21	2.27	0.40
1:E:73:VAL:HA	1:E:74:PRO:HD3	1.90	0.40
1:G:77:GLU:CG	1:G:78:PHE:N	2.84	0.40
1:F:251:ILE:HD11	1:G:249:SER:HB3	2.03	0.40
1:H:148:TYR:HA	1:H:148:TYR:HD1	1.72	0.40
1:H:16:VAL:HA	1:H:40:VAL:O	2.22	0.40
1:F:46:LYS:HA	1:F:47:PRO:HD2	1.85	0.40
1:B:110:PHE:CD1	1:B:110:PHE:N	2.88	0.40
1:E:79:ILE:HA	1:E:79:ILE:HD13	1.84	0.40
1:H:181:GLN:O	1:H:182:PRO:C	2.60	0.40
1:B:148:TYR:CE2	1:C:176:HIS:NE2	2.85	0.40
1:D:147:VAL:O	1:D:147:VAL:HG12	2.22	0.40
1:E:203:TYR:O	1:E:208:ILE:HG12	2.21	0.40

Continued on next page...

Continued from previous page...

Atom-1	Atom-2	Interatomic distance (Å)	Clash overlap (Å)
1:F:199:ASN:C	1:F:199:ASN:ND2	2.75	0.40
1:J:16:VAL:HA	1:J:40:VAL:O	2.22	0.40
1:J:77:GLU:O	1:J:130:LEU:HD23	2.21	0.40
1:H:19:PHE:CE2	1:H:146:GLN:HG3	2.56	0.40
1:J:66:TRP:HB3	1:J:71:LEU:HD12	2.04	0.40
1:C:110:PHE:CD1	1:C:110:PHE:N	2.88	0.40

All (4) symmetry-related close contacts are listed below. The label for Atom-2 includes the symmetry operator and encoded unit-cell translations to be applied.

Atom-1	Atom-2	Interatomic distance (Å)	Clash overlap (Å)
1:G:288:ASN:O	1:J:49:LYS:O[1_655]	1.93	0.27
1:D:139:GLN:NE2	1:G:173:ARG:NH2[2_354]	2.01	0.19
1:E:287:ALA:O	1:F:142:PHE:CD2[2_355]	2.12	0.08
1:A:291:GLU:OE1	1:D:49:LYS:NZ[1_556]	2.17	0.03

5.3 Torsion angles ⓘ

5.3.1 Protein backbone ⓘ

In the following table, the Percentiles column shows the percent Ramachandran outliers of the chain as a percentile score with respect to all X-ray entries followed by that with respect to entries of similar resolution.

The Analysed column shows the number of residues for which the backbone conformation was analysed, and the total number of residues.

Mol	Chain	Analysed	Favoured	Allowed	Outliers	Percentiles	
1	A	304/321 (95%)	237 (78%)	44 (14%)	23 (8%)	1	9
1	B	304/321 (95%)	238 (78%)	43 (14%)	23 (8%)	1	9
1	C	304/321 (95%)	237 (78%)	44 (14%)	23 (8%)	1	9
1	D	304/321 (95%)	238 (78%)	43 (14%)	23 (8%)	1	9
1	E	304/321 (95%)	237 (78%)	44 (14%)	23 (8%)	1	9
1	F	304/321 (95%)	236 (78%)	45 (15%)	23 (8%)	1	9
1	G	304/321 (95%)	236 (78%)	45 (15%)	23 (8%)	1	9
1	H	304/321 (95%)	237 (78%)	44 (14%)	23 (8%)	1	9
1	I	304/321 (95%)	238 (78%)	43 (14%)	23 (8%)	1	9

Continued on next page...

Continued from previous page...

Mol	Chain	Analysed	Favoured	Allowed	Outliers	Percentiles	
1	J	304/321 (95%)	237 (78%)	44 (14%)	23 (8%)	1	9
All	All	3040/3210 (95%)	2371 (78%)	439 (14%)	230 (8%)	1	9

All (230) Ramachandran outliers are listed below:

Mol	Chain	Res	Type
1	A	53	ASP
1	A	119	PHE
1	A	141	ARG
1	A	151	ASN
1	A	168	HIS
1	A	201	SER
1	B	53	ASP
1	B	119	PHE
1	B	141	ARG
1	B	151	ASN
1	B	168	HIS
1	B	201	SER
1	C	53	ASP
1	C	119	PHE
1	C	141	ARG
1	C	151	ASN
1	C	168	HIS
1	C	201	SER
1	D	53	ASP
1	D	141	ARG
1	D	151	ASN
1	D	168	HIS
1	D	201	SER
1	E	53	ASP
1	E	119	PHE
1	E	141	ARG
1	E	151	ASN
1	E	168	HIS
1	E	201	SER
1	F	53	ASP
1	F	119	PHE
1	F	141	ARG
1	F	151	ASN
1	F	168	HIS
1	F	201	SER
1	G	53	ASP

Continued on next page...

Continued from previous page...

Mol	Chain	Res	Type
1	G	119	PHE
1	G	141	ARG
1	G	151	ASN
1	G	168	HIS
1	G	201	SER
1	H	53	ASP
1	H	119	PHE
1	H	141	ARG
1	H	151	ASN
1	H	168	HIS
1	H	201	SER
1	I	53	ASP
1	I	119	PHE
1	I	141	ARG
1	I	151	ASN
1	I	168	HIS
1	I	201	SER
1	J	53	ASP
1	J	119	PHE
1	J	141	ARG
1	J	151	ASN
1	J	168	HIS
1	J	201	SER
1	A	99	ARG
1	A	165	ALA
1	A	183	ASN
1	B	99	ARG
1	B	183	ASN
1	B	288	ASN
1	C	99	ARG
1	C	165	ALA
1	C	183	ASN
1	C	288	ASN
1	D	99	ARG
1	D	119	PHE
1	D	183	ASN
1	D	288	ASN
1	E	99	ARG
1	E	165	ALA
1	E	183	ASN
1	E	288	ASN
1	F	99	ARG

Continued on next page...

Continued from previous page...

Mol	Chain	Res	Type
1	F	165	ALA
1	F	183	ASN
1	F	288	ASN
1	G	99	ARG
1	G	165	ALA
1	G	183	ASN
1	G	220	SER
1	G	288	ASN
1	H	99	ARG
1	H	165	ALA
1	H	183	ASN
1	I	99	ARG
1	I	183	ASN
1	I	288	ASN
1	J	99	ARG
1	J	165	ALA
1	J	183	ASN
1	J	288	ASN
1	J	293	ASP
1	A	79	ILE
1	A	185	ASN
1	A	220	SER
1	A	226	SER
1	A	288	ASN
1	A	293	ASP
1	B	165	ALA
1	B	185	ASN
1	B	220	SER
1	B	226	SER
1	B	293	ASP
1	C	185	ASN
1	C	220	SER
1	C	226	SER
1	C	293	ASP
1	D	79	ILE
1	D	165	ALA
1	D	185	ASN
1	D	220	SER
1	D	226	SER
1	D	293	ASP
1	E	185	ASN
1	E	220	SER

Continued on next page...

Continued from previous page...

Mol	Chain	Res	Type
1	E	226	SER
1	E	293	ASP
1	F	185	ASN
1	F	220	SER
1	F	226	SER
1	F	293	ASP
1	G	185	ASN
1	G	226	SER
1	G	293	ASP
1	H	79	ILE
1	H	185	ASN
1	H	220	SER
1	H	226	SER
1	H	288	ASN
1	H	293	ASP
1	I	165	ALA
1	I	185	ASN
1	I	220	SER
1	I	226	SER
1	I	293	ASP
1	J	185	ASN
1	J	220	SER
1	J	226	SER
1	A	148	TYR
1	B	47	PRO
1	B	60	ASN
1	B	79	ILE
1	B	148	TYR
1	C	148	TYR
1	D	47	PRO
1	D	148	TYR
1	E	79	ILE
1	E	148	TYR
1	F	47	PRO
1	F	79	ILE
1	F	148	TYR
1	G	47	PRO
1	G	79	ILE
1	G	148	TYR
1	H	148	TYR
1	I	79	ILE
1	I	148	TYR

Continued on next page...

Continued from previous page...

Mol	Chain	Res	Type
1	J	47	PRO
1	J	60	ASN
1	J	79	ILE
1	J	148	TYR
1	A	47	PRO
1	A	60	ASN
1	A	181	GLN
1	A	289	GLY
1	B	181	GLN
1	B	289	GLY
1	C	47	PRO
1	C	60	ASN
1	C	79	ILE
1	C	181	GLN
1	C	289	GLY
1	D	55	PRO
1	D	60	ASN
1	D	181	GLN
1	D	289	GLY
1	E	47	PRO
1	E	55	PRO
1	E	60	ASN
1	E	181	GLN
1	E	289	GLY
1	F	60	ASN
1	F	181	GLN
1	F	289	GLY
1	G	55	PRO
1	G	60	ASN
1	G	181	GLN
1	G	289	GLY
1	H	47	PRO
1	H	60	ASN
1	H	181	GLN
1	H	289	GLY
1	I	47	PRO
1	I	60	ASN
1	I	181	GLN
1	I	289	GLY
1	J	181	GLN
1	J	289	GLY
1	A	55	PRO

Continued on next page...

Continued from previous page...

Mol	Chain	Res	Type
1	A	182	PRO
1	B	55	PRO
1	B	182	PRO
1	C	55	PRO
1	C	182	PRO
1	D	182	PRO
1	E	182	PRO
1	F	55	PRO
1	F	182	PRO
1	G	182	PRO
1	H	55	PRO
1	H	182	PRO
1	I	182	PRO
1	J	182	PRO
1	I	55	PRO
1	J	55	PRO
1	A	303	PHE
1	B	303	PHE
1	C	303	PHE
1	D	303	PHE
1	E	303	PHE
1	F	303	PHE
1	G	303	PHE
1	H	303	PHE
1	I	303	PHE
1	J	303	PHE

5.3.2 Protein sidechains ⓘ

In the following table, the Percentiles column shows the percent sidechain outliers of the chain as a percentile score with respect to all X-ray entries followed by that with respect to entries of similar resolution.

The Analysed column shows the number of residues for which the sidechain conformation was analysed, and the total number of residues.

Mol	Chain	Analysed	Rotameric	Outliers	Percentiles	
1	A	274/283 (97%)	249 (91%)	25 (9%)	12	41
1	B	274/283 (97%)	249 (91%)	25 (9%)	12	41
1	C	274/283 (97%)	250 (91%)	24 (9%)	12	44
1	D	274/283 (97%)	250 (91%)	24 (9%)	12	44

Continued on next page...

Continued from previous page...

Mol	Chain	Analysed	Rotameric	Outliers	Percentiles	
1	E	274/283 (97%)	250 (91%)	24 (9%)	12	44
1	F	274/283 (97%)	250 (91%)	24 (9%)	12	44
1	G	274/283 (97%)	251 (92%)	23 (8%)	14	46
1	H	274/283 (97%)	250 (91%)	24 (9%)	12	44
1	I	274/283 (97%)	251 (92%)	23 (8%)	14	46
1	J	274/283 (97%)	250 (91%)	24 (9%)	12	44
All	All	2740/2830 (97%)	2500 (91%)	240 (9%)	12	44

All (240) residues with a non-rotameric sidechain are listed below:

Mol	Chain	Res	Type
1	A	29	LEU
1	A	40	VAL
1	A	43	TRP
1	A	50	THR
1	A	56	LEU
1	A	71	LEU
1	A	72	TRP
1	A	78	PHE
1	A	118	LEU
1	A	138	GLN
1	A	142	PHE
1	A	145	ILE
1	A	154	ASN
1	A	162	ILE
1	A	171	ASP
1	A	176	HIS
1	A	177	LEU
1	A	181	GLN
1	A	184	GLN
1	A	185	ASN
1	A	199	ASN
1	A	252	LEU
1	A	285	ARG
1	A	286	GLN
1	A	303	PHE
1	B	29	LEU
1	B	40	VAL
1	B	43	TRP
1	B	50	THR

Continued on next page...

Continued from previous page...

Mol	Chain	Res	Type
1	B	56	LEU
1	B	71	LEU
1	B	72	TRP
1	B	78	PHE
1	B	118	LEU
1	B	138	GLN
1	B	142	PHE
1	B	145	ILE
1	B	154	ASN
1	B	162	ILE
1	B	171	ASP
1	B	176	HIS
1	B	177	LEU
1	B	181	GLN
1	B	184	GLN
1	B	185	ASN
1	B	199	ASN
1	B	252	LEU
1	B	285	ARG
1	B	286	GLN
1	B	303	PHE
1	C	29	LEU
1	C	40	VAL
1	C	43	TRP
1	C	50	THR
1	C	56	LEU
1	C	71	LEU
1	C	72	TRP
1	C	78	PHE
1	C	118	LEU
1	C	142	PHE
1	C	145	ILE
1	C	154	ASN
1	C	162	ILE
1	C	171	ASP
1	C	176	HIS
1	C	177	LEU
1	C	181	GLN
1	C	184	GLN
1	C	185	ASN
1	C	199	ASN
1	C	252	LEU

Continued on next page...

Continued from previous page...

Mol	Chain	Res	Type
1	C	285	ARG
1	C	286	GLN
1	C	303	PHE
1	D	29	LEU
1	D	40	VAL
1	D	43	TRP
1	D	50	THR
1	D	71	LEU
1	D	72	TRP
1	D	78	PHE
1	D	118	LEU
1	D	138	GLN
1	D	142	PHE
1	D	145	ILE
1	D	154	ASN
1	D	162	ILE
1	D	171	ASP
1	D	176	HIS
1	D	177	LEU
1	D	181	GLN
1	D	184	GLN
1	D	185	ASN
1	D	199	ASN
1	D	252	LEU
1	D	285	ARG
1	D	286	GLN
1	D	303	PHE
1	E	29	LEU
1	E	40	VAL
1	E	43	TRP
1	E	50	THR
1	E	71	LEU
1	E	72	TRP
1	E	78	PHE
1	E	118	LEU
1	E	138	GLN
1	E	142	PHE
1	E	145	ILE
1	E	154	ASN
1	E	162	ILE
1	E	171	ASP
1	E	176	HIS

Continued on next page...

Continued from previous page...

Mol	Chain	Res	Type
1	E	177	LEU
1	E	181	GLN
1	E	184	GLN
1	E	185	ASN
1	E	199	ASN
1	E	252	LEU
1	E	285	ARG
1	E	286	GLN
1	E	303	PHE
1	F	29	LEU
1	F	40	VAL
1	F	43	TRP
1	F	50	THR
1	F	71	LEU
1	F	72	TRP
1	F	78	PHE
1	F	118	LEU
1	F	142	PHE
1	F	145	ILE
1	F	154	ASN
1	F	162	ILE
1	F	171	ASP
1	F	176	HIS
1	F	177	LEU
1	F	181	GLN
1	F	184	GLN
1	F	185	ASN
1	F	199	ASN
1	F	209	LEU
1	F	252	LEU
1	F	285	ARG
1	F	286	GLN
1	F	303	PHE
1	G	29	LEU
1	G	40	VAL
1	G	43	TRP
1	G	50	THR
1	G	71	LEU
1	G	72	TRP
1	G	78	PHE
1	G	118	LEU
1	G	142	PHE

Continued on next page...

Continued from previous page...

Mol	Chain	Res	Type
1	G	145	ILE
1	G	154	ASN
1	G	162	ILE
1	G	171	ASP
1	G	176	HIS
1	G	177	LEU
1	G	181	GLN
1	G	184	GLN
1	G	185	ASN
1	G	199	ASN
1	G	252	LEU
1	G	285	ARG
1	G	286	GLN
1	G	303	PHE
1	H	29	LEU
1	H	40	VAL
1	H	43	TRP
1	H	50	THR
1	H	71	LEU
1	H	72	TRP
1	H	78	PHE
1	H	118	LEU
1	H	138	GLN
1	H	142	PHE
1	H	145	ILE
1	H	154	ASN
1	H	162	ILE
1	H	171	ASP
1	H	176	HIS
1	H	177	LEU
1	H	181	GLN
1	H	184	GLN
1	H	185	ASN
1	H	199	ASN
1	H	252	LEU
1	H	285	ARG
1	H	286	GLN
1	H	303	PHE
1	I	29	LEU
1	I	40	VAL
1	I	43	TRP
1	I	50	THR

Continued on next page...

Continued from previous page...

Mol	Chain	Res	Type
1	I	71	LEU
1	I	72	TRP
1	I	78	PHE
1	I	118	LEU
1	I	138	GLN
1	I	142	PHE
1	I	145	ILE
1	I	154	ASN
1	I	162	ILE
1	I	171	ASP
1	I	176	HIS
1	I	177	LEU
1	I	181	GLN
1	I	184	GLN
1	I	185	ASN
1	I	199	ASN
1	I	285	ARG
1	I	286	GLN
1	I	303	PHE
1	J	29	LEU
1	J	40	VAL
1	J	43	TRP
1	J	50	THR
1	J	56	LEU
1	J	71	LEU
1	J	72	TRP
1	J	78	PHE
1	J	118	LEU
1	J	142	PHE
1	J	145	ILE
1	J	154	ASN
1	J	162	ILE
1	J	171	ASP
1	J	176	HIS
1	J	177	LEU
1	J	181	GLN
1	J	184	GLN
1	J	185	ASN
1	J	199	ASN
1	J	252	LEU
1	J	285	ARG
1	J	286	GLN

Continued on next page...

Continued from previous page...

Mol	Chain	Res	Type
1	J	303	PHE

Some sidechains can be flipped to improve hydrogen bonding and reduce clashes. All (103) such sidechains are listed below:

Mol	Chain	Res	Type
1	A	42	GLN
1	A	124	GLN
1	A	136	ASN
1	A	151	ASN
1	A	154	ASN
1	A	185	ASN
1	A	199	ASN
1	A	232	GLN
1	A	250	ASN
1	A	297	GLN
1	B	42	GLN
1	B	62	GLN
1	B	68	ASN
1	B	124	GLN
1	B	136	ASN
1	B	151	ASN
1	B	154	ASN
1	B	185	ASN
1	B	199	ASN
1	B	263	GLN
1	B	297	GLN
1	C	42	GLN
1	C	62	GLN
1	C	124	GLN
1	C	136	ASN
1	C	151	ASN
1	C	154	ASN
1	C	185	ASN
1	C	199	ASN
1	C	232	GLN
1	C	250	ASN
1	C	263	GLN
1	C	297	GLN
1	D	42	GLN
1	D	62	GLN
1	D	124	GLN
1	D	136	ASN

Continued on next page...

Continued from previous page...

Mol	Chain	Res	Type
1	D	151	ASN
1	D	154	ASN
1	D	185	ASN
1	D	199	ASN
1	D	250	ASN
1	D	297	GLN
1	E	42	GLN
1	E	62	GLN
1	E	124	GLN
1	E	136	ASN
1	E	151	ASN
1	E	154	ASN
1	E	185	ASN
1	E	199	ASN
1	E	284	HIS
1	E	297	GLN
1	F	42	GLN
1	F	68	ASN
1	F	124	GLN
1	F	136	ASN
1	F	151	ASN
1	F	154	ASN
1	F	185	ASN
1	F	199	ASN
1	F	232	GLN
1	F	250	ASN
1	F	297	GLN
1	G	42	GLN
1	G	124	GLN
1	G	136	ASN
1	G	151	ASN
1	G	154	ASN
1	G	185	ASN
1	G	199	ASN
1	G	297	GLN
1	H	42	GLN
1	H	62	GLN
1	H	124	GLN
1	H	136	ASN
1	H	151	ASN
1	H	154	ASN
1	H	185	ASN

Continued on next page...

Continued from previous page...

Mol	Chain	Res	Type
1	H	199	ASN
1	H	250	ASN
1	H	263	GLN
1	H	297	GLN
1	I	42	GLN
1	I	62	GLN
1	I	124	GLN
1	I	136	ASN
1	I	139	GLN
1	I	151	ASN
1	I	154	ASN
1	I	185	ASN
1	I	199	ASN
1	I	263	GLN
1	I	297	GLN
1	J	42	GLN
1	J	124	GLN
1	J	136	ASN
1	J	151	ASN
1	J	154	ASN
1	J	185	ASN
1	J	199	ASN
1	J	263	GLN
1	J	297	GLN

5.3.3 RNA [i](#)

There are no RNA molecules in this entry.

5.4 Non-standard residues in protein, DNA, RNA chains [i](#)

There are no non-standard protein/DNA/RNA residues in this entry.

5.5 Carbohydrates [i](#)

There are no carbohydrates in this entry.

5.6 Ligand geometry [i](#)

There are no ligands in this entry.

5.7 Other polymers

There are no such residues in this entry.

5.8 Polymer linkage issues

There are no chain breaks in this entry.

6 Fit of model and data ⓘ

6.1 Protein, DNA and RNA chains ⓘ

In the following table, the column labelled ‘#RSRZ> 2’ contains the number (and percentage) of RSRZ outliers, followed by percent RSRZ outliers for the chain as percentile scores relative to all X-ray entries and entries of similar resolution. The OWAB column contains the minimum, median, 95th percentile and maximum values of the occupancy-weighted average B-factor per residue. The column labelled ‘Q< 0.9’ lists the number of (and percentage) of residues with an average occupancy less than 0.9.

Mol	Chain	Analysed	<RSRZ>	#RSRZ>2		OWAB(Å ²)	Q<0.9
1	A	306/321 (95%)	0.19	29 (9%)	10 9	64, 105, 278, 412	0
1	B	306/321 (95%)	0.18	22 (7%)	18 15	60, 103, 278, 412	0
1	C	306/321 (95%)	0.22	20 (6%)	22 18	60, 104, 278, 412	0
1	D	306/321 (95%)	0.31	21 (6%)	20 16	59, 103, 277, 401	0
1	E	306/321 (95%)	0.18	19 (6%)	24 19	62, 105, 278, 413	0
1	F	306/321 (95%)	0.11	23 (7%)	17 14	62, 105, 277, 412	0
1	G	306/321 (95%)	0.24	19 (6%)	24 19	59, 104, 277, 412	0
1	H	306/321 (95%)	0.40	31 (10%)	9 8	63, 104, 278, 413	0
1	I	306/321 (95%)	0.23	21 (6%)	20 16	56, 102, 278, 407	0
1	J	306/321 (95%)	0.16	33 (10%)	8 6	62, 105, 278, 412	0
All	All	3060/3210 (95%)	0.22	238 (7%)	16 13	56, 104, 287, 413	0

All (238) RSRZ outliers are listed below:

Mol	Chain	Res	Type	RSRZ
1	H	179	SER	18.9
1	E	289	GLY	16.7
1	H	290	VAL	14.8
1	H	289	GLY	11.6
1	H	178	SER	11.2
1	H	152	ILE	11.0
1	C	152	ILE	10.9
1	C	288	ASN	10.2
1	D	178	SER	8.7
1	E	290	VAL	8.7
1	A	152	ILE	8.1
1	B	290	VAL	8.1
1	B	152	ILE	7.8

Continued on next page...

Continued from previous page...

Mol	Chain	Res	Type	RSRZ
1	E	179	SER	7.8
1	I	181	GLN	7.8
1	D	153	ASP	7.5
1	B	289	GLY	7.1
1	C	289	GLY	6.9
1	B	288	ASN	6.7
1	F	181	GLN	6.6
1	I	178	SER	6.5
1	E	152	ILE	6.4
1	D	290	VAL	6.4
1	A	316	ILE	6.4
1	B	316	ILE	6.2
1	H	151	ASN	6.2
1	G	152	ILE	6.1
1	G	314	LEU	6.1
1	D	289	GLY	6.0
1	C	316	ILE	6.0
1	C	151	ASN	6.0
1	H	181	GLN	5.9
1	H	180	VAL	5.8
1	G	313	VAL	5.7
1	C	290	VAL	5.7
1	F	152	ILE	5.6
1	J	287	ALA	5.6
1	F	316	ILE	5.5
1	D	179	SER	5.4
1	D	177	LEU	5.3
1	E	286	GLN	5.3
1	H	288	ASN	5.2
1	G	156	GLU	5.2
1	G	151	ASN	5.2
1	A	291	GLU	5.1
1	I	289	GLY	5.1
1	E	178	SER	5.0
1	A	185	ASN	5.0
1	I	180	VAL	4.9
1	J	288	ASN	4.9
1	H	148	TYR	4.9
1	D	49	LYS	4.8
1	J	305	LEU	4.8
1	D	157	ILE	4.7
1	F	177	LEU	4.7

Continued on next page...

Continued from previous page...

Mol	Chain	Res	Type	RSRZ
1	C	305	LEU	4.6
1	B	179	SER	4.6
1	B	151	ASN	4.6
1	C	287	ALA	4.5
1	A	174	TYR	4.5
1	G	312	CYS	4.5
1	J	152	ILE	4.5
1	A	313	VAL	4.5
1	F	289	GLY	4.4
1	G	179	SER	4.4
1	D	182	PRO	4.3
1	F	285	ARG	4.3
1	H	287	ALA	4.3
1	D	287	ALA	4.2
1	A	314	LEU	4.1
1	E	153	ASP	4.1
1	F	286	GLN	4.0
1	J	303	PHE	4.0
1	I	287	ALA	4.0
1	F	176	HIS	4.0
1	A	312	CYS	4.0
1	F	175	ASP	4.0
1	I	294	LEU	3.9
1	B	178	SER	3.9
1	H	314	LEU	3.8
1	E	288	ASN	3.8
1	H	291	GLU	3.7
1	B	295	LEU	3.7
1	I	179	SER	3.7
1	F	173	ARG	3.7
1	J	304	PRO	3.7
1	A	305	LEU	3.7
1	I	290	VAL	3.7
1	I	177	LEU	3.7
1	E	177	LEU	3.6
1	H	305	LEU	3.6
1	E	157	ILE	3.6
1	E	182	PRO	3.6
1	D	154	ASN	3.6
1	H	163	ARG	3.6
1	J	286	GLN	3.6
1	D	176	HIS	3.6

Continued on next page...

Continued from previous page...

Mol	Chain	Res	Type	RSRZ
1	B	177	LEU	3.5
1	F	174	TYR	3.5
1	C	315	VAL	3.4
1	H	138	GLN	3.4
1	H	313	VAL	3.4
1	C	179	SER	3.3
1	A	309	ALA	3.3
1	A	176	HIS	3.3
1	J	289	GLY	3.2
1	D	150	GLU	3.2
1	F	151	ASN	3.2
1	B	297	GLN	3.2
1	F	141	ARG	3.2
1	H	292	ASP	3.2
1	J	179	SER	3.2
1	A	151	ASN	3.2
1	D	288	ASN	3.1
1	A	285	ARG	3.1
1	C	294	LEU	3.1
1	C	182	PRO	3.1
1	A	286	GLN	3.1
1	C	161	TRP	3.1
1	J	156	GLU	3.1
1	J	236	THR	3.1
1	B	296	ILE	3.0
1	H	182	PRO	3.0
1	H	177	LEU	3.0
1	C	302	ALA	3.0
1	C	313	VAL	3.0
1	D	286	GLN	3.0
1	J	307	PHE	3.0
1	I	284	HIS	3.0
1	B	236	THR	2.9
1	A	175	ASP	2.9
1	H	184	GLN	2.9
1	F	290	VAL	2.9
1	G	288	ASN	2.9
1	H	153	ASP	2.9
1	A	187	PHE	2.9
1	D	181	GLN	2.9
1	D	305	LEU	2.9
1	B	157	ILE	2.8

Continued on next page...

Continued from previous page...

Mol	Chain	Res	Type	RSRZ
1	C	181	GLN	2.8
1	F	287	ALA	2.8
1	I	236	THR	2.8
1	C	171	ASP	2.8
1	A	172	ILE	2.8
1	J	302	ALA	2.8
1	I	295	LEU	2.8
1	G	309	ALA	2.8
1	A	177	LEU	2.8
1	F	178	SER	2.8
1	B	138	GLN	2.8
1	F	157	ILE	2.8
1	B	291	GLU	2.8
1	B	148	TYR	2.8
1	C	306	GLY	2.7
1	A	289	GLY	2.7
1	B	287	ALA	2.7
1	G	301	LEU	2.7
1	J	290	VAL	2.7
1	I	176	HIS	2.7
1	A	173	ARG	2.6
1	A	296	ILE	2.6
1	J	285	ARG	2.6
1	J	151	ASN	2.6
1	G	289	GLY	2.6
1	H	316	ILE	2.6
1	I	153	ASP	2.6
1	H	161	TRP	2.6
1	J	314	LEU	2.6
1	H	310	ILE	2.6
1	J	291	GLU	2.6
1	A	236	THR	2.5
1	H	173	ARG	2.5
1	C	183	ASN	2.5
1	I	157	ILE	2.5
1	F	49	LYS	2.5
1	A	184	GLN	2.5
1	I	185	ASN	2.5
1	J	281	PHE	2.5
1	J	301	LEU	2.5
1	F	182	PRO	2.4
1	A	294	LEU	2.4

Continued on next page...

Continued from previous page...

Mol	Chain	Res	Type	RSRZ
1	J	313	VAL	2.4
1	I	286	GLN	2.4
1	J	157	ILE	2.4
1	E	154	ASN	2.4
1	J	316	ILE	2.4
1	D	158	ASP	2.4
1	D	296	ILE	2.4
1	J	280	ILE	2.4
1	A	281	PHE	2.4
1	B	294	LEU	2.4
1	I	283	HIS	2.4
1	G	286	GLN	2.4
1	E	302	ALA	2.4
1	G	139	GLN	2.4
1	G	296	ILE	2.3
1	E	148	TYR	2.3
1	G	181	GLN	2.3
1	J	52	GLY	2.3
1	F	142	PHE	2.3
1	J	257	TYR	2.3
1	J	292	ASP	2.3
1	J	49	LYS	2.3
1	F	156	GLU	2.3
1	G	294	LEU	2.2
1	B	292	ASP	2.2
1	A	315	VAL	2.2
1	J	172	ILE	2.2
1	C	314	LEU	2.2
1	J	308	LEU	2.2
1	J	173	ARG	2.2
1	D	205	TRP	2.2
1	D	285	ARG	2.2
1	A	178	SER	2.2
1	E	236	THR	2.2
1	E	287	ALA	2.1
1	H	240	THR	2.1
1	H	164	LYS	2.1
1	J	158	ASP	2.1
1	G	303	PHE	2.1
1	G	311	GLY	2.1
1	I	148	TYR	2.1
1	A	179	SER	2.1

Continued on next page...

Continued from previous page...

Mol	Chain	Res	Type	RSRZ
1	B	302	ALA	2.1
1	I	154	ASN	2.1
1	B	303	PHE	2.1
1	H	123	ARG	2.1
1	H	156	GLU	2.1
1	I	240	THR	2.1
1	F	123	ARG	2.0
1	A	49	LYS	2.0
1	F	236	THR	2.0
1	J	315	VAL	2.0
1	E	151	ASN	2.0
1	E	285	ARG	2.0
1	E	309	ALA	2.0
1	H	183	ASN	2.0
1	G	257	TYR	2.0

6.2 Non-standard residues in protein, DNA, RNA chains [i](#)

There are no non-standard protein/DNA/RNA residues in this entry.

6.3 Carbohydrates [i](#)

There are no carbohydrates in this entry.

6.4 Ligands [i](#)

There are no ligands in this entry.

6.5 Other polymers [i](#)

There are no such residues in this entry.