



Full wwPDB X-ray Structure Validation Report ⓘ

Feb 1, 2016 – 06:59 AM GMT

PDB ID : 2YZ7
Title : X-ray analyses of 3-hydroxybutyrate dehydrogenase from *Alcaligenes faecalis*
Authors : Hoque, M.M.; Juan, E.C.M.; Shimizu, S.; Hossain, M.T.; Takenaka, A.
Deposited on : 2007-05-04
Resolution : 2.19 Å(reported)

This is a Full wwPDB X-ray Structure Validation Report for a publicly released PDB entry.
We welcome your comments at validation@mail.wwpdb.org
A user guide is available at
<http://wwpdb.org/validation/2016/XrayValidationReportHelp>
with specific help available everywhere you see the ⓘ symbol.

The following versions of software and data (see [references ⓘ](#)) were used in the production of this report:

MolProbity : 4.02b-467
Mogul : 1.7 (RC4), CSD as536be (2015)
Xtriage (Phenix) : 1.9-1692
EDS : rb-20026688
Percentile statistics : 20151230.v01 (using entries in the PDB archive December 30th 2015)
Refmac : 5.8.0135
CCP4 : 6.5.0
Ideal geometry (proteins) : Engh & Huber (2001)
Ideal geometry (DNA, RNA) : Parkinson et al. (1996)
Validation Pipeline (wwPDB-VP) : trunk26865

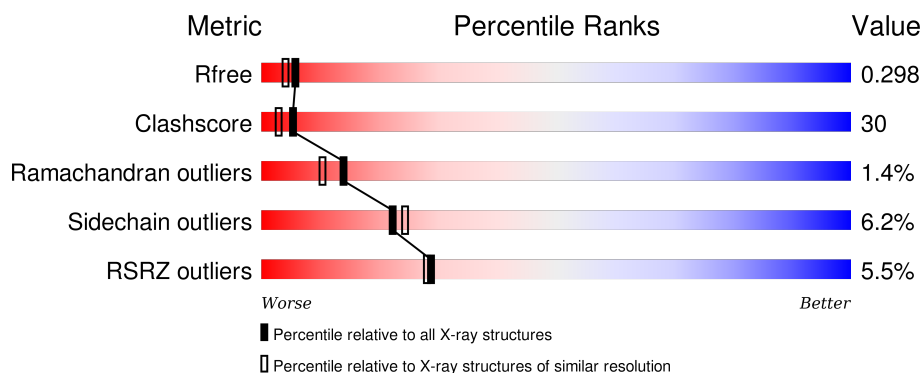
1 Overall quality at a glance i

The following experimental techniques were used to determine the structure:

X-RAY DIFFRACTION

The reported resolution of this entry is 2.19 Å.

Percentile scores (ranging between 0-100) for global validation metrics of the entry are shown in the following graphic. The table shows the number of entries on which the scores are based.



Metric	Whole archive (#Entries)	Similar resolution (#Entries, resolution range(Å))
R_{free}	91344	3774 (2.20-2.20)
Clashscore	102246	4477 (2.20-2.20)
Ramachandran outliers	100387	4404 (2.20-2.20)
Sidechain outliers	100360	4405 (2.20-2.20)
RSRZ outliers	91569	3781 (2.20-2.20)

The table below summarises the geometric issues observed across the polymeric chains and their fit to the electron density. The red, orange, yellow and green segments on the lower bar indicate the fraction of residues that contain outliers for ≥ 3 , 2, 1 and 0 types of geometric quality criteria. A grey segment represents the fraction of residues that are not modelled. The numeric value for each fraction is indicated below the corresponding segment, with a dot representing fractions $\leq 5\%$. The upper red bar (where present) indicates the fraction of residues that have poor fit to the electron density. The numeric value is given above the bar.

Mol	Chain	Length	Quality of chain
1	A	260	<div> <div>7%</div> <div>52%</div> <div>46%</div> <div>.</div> </div>
1	B	260	<div> <div>6%</div> <div>56%</div> <div>39%</div> <div>5%</div> </div>
1	C	260	<div> <div>5%</div> <div>60%</div> <div>37%</div> <div>.</div> </div>
1	D	260	<div> <div>%</div> <div>55%</div> <div>42%</div> <div>.</div> </div>
1	E	260	<div> <div>7%</div> <div>53%</div> <div>41%</div> <div>5%</div> </div>

Continued on next page...

Continued from previous page...

Mol	Chain	Length	Quality of chain
1	F	260	
1	G	260	
1	H	260	

The following table lists non-polymeric compounds, carbohydrate monomers and non-standard residues in protein, DNA, RNA chains that are outliers for geometric or electron-density-fit criteria:

Mol	Type	Chain	Res	Chirality	Geometry	Clashes	Electron density
2	CA	A	261	-	-	-	X
2	CA	B	262	-	-	-	X
2	CA	E	263	-	-	-	X
2	CA	F	264	-	-	-	X
3	CL	A	265	-	-	-	X
3	CL	C	267	-	-	-	X
3	CL	H	269	-	-	-	X

2 Entry composition

There are 4 unique types of molecules in this entry. The entry contains 15660 atoms, of which 0 are hydrogens and 0 are deuteriums.

In the tables below, the ZeroOcc column contains the number of atoms modelled with zero occupancy, the AltConf column contains the number of residues with at least one atom in alternate conformation and the Trace column contains the number of residues modelled with at most 2 atoms.

- Molecule 1 is a protein called D-3-hydroxybutyrate dehydrogenase.

Mol	Chain	Residues	Atoms					ZeroOcc	AltConf	Trace
1	A	260	Total	C	N	O	S	0	0	0
			1906	1203	331	366	6			
1	B	260	Total	C	N	O	S	0	0	0
			1906	1203	331	366	6			
1	C	260	Total	C	N	O	S	0	0	0
			1906	1203	331	366	6			
1	D	260	Total	C	N	O	S	0	0	0
			1906	1203	331	366	6			
1	E	260	Total	C	N	O	S	0	0	0
			1906	1203	331	366	6			
1	F	260	Total	C	N	O	S	0	0	0
			1906	1203	331	366	6			
1	G	260	Total	C	N	O	S	0	0	0
			1906	1203	331	366	6			
1	H	260	Total	C	N	O	S	0	0	0
			1906	1203	331	366	6			

- Molecule 2 is CALCIUM ION (three-letter code: CA) (formula: Ca).

Mol	Chain	Residues	Atoms		ZeroOcc	AltConf
2	B	1	Total	Ca	0	0
			1	1		
2	A	1	Total	Ca	0	0
			1	1		
2	F	1	Total	Ca	0	0
			1	1		
2	E	1	Total	Ca	0	0
			1	1		

- Molecule 3 is CHLORIDE ION (three-letter code: CL) (formula: Cl).

Mol	Chain	Residues	Atoms	ZeroOcc	AltConf
3	G	1	Total Cl 1 1	0	0
3	D	1	Total Cl 1 1	0	0
3	E	1	Total Cl 1 1	0	0
3	H	1	Total Cl 1 1	0	0
3	B	1	Total Cl 1 1	0	0
3	C	1	Total Cl 1 1	0	0
3	A	1	Total Cl 1 1	0	0
3	F	1	Total Cl 1 1	0	0

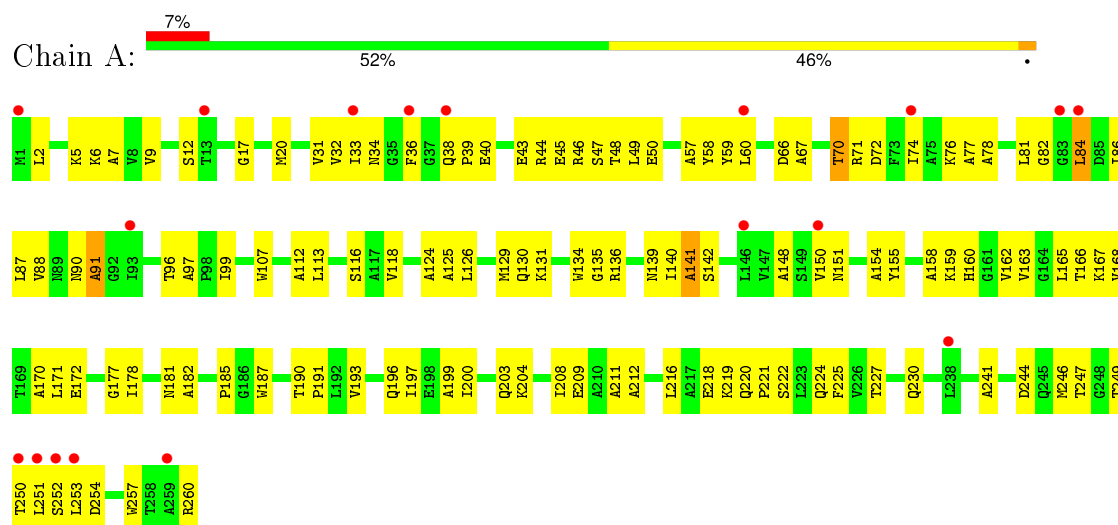
- Molecule 4 is water.

Mol	Chain	Residues	Atoms	ZeroOcc	AltConf
4	A	43	Total O 43 43	0	0
4	B	40	Total O 40 40	0	0
4	C	76	Total O 76 76	0	0
4	D	72	Total O 72 72	0	0
4	E	42	Total O 42 42	0	0
4	F	59	Total O 59 59	0	0
4	G	39	Total O 39 39	0	0
4	H	29	Total O 29 29	0	0

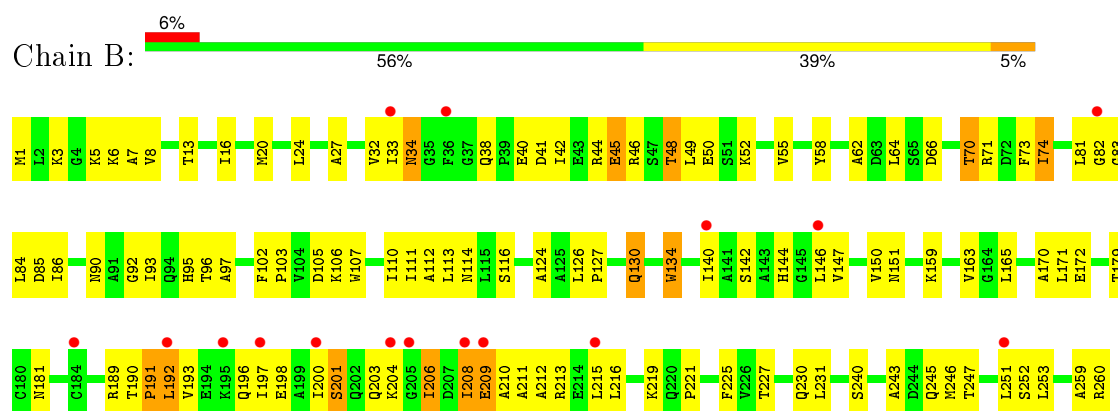
3 Residue-property plots

These plots are drawn for all protein, RNA and DNA chains in the entry. The first graphic for a chain summarises the proportions of errors displayed in the second graphic. The second graphic shows the sequence view annotated by issues in geometry and electron density. Residues are color-coded according to the number of geometric quality criteria for which they contain at least one outlier: green = 0, yellow = 1, orange = 2 and red = 3 or more. A red dot above a residue indicates a poor fit to the electron density ($RSRZ > 2$). Stretches of 2 or more consecutive residues without any outlier are shown as a green connector. Residues present in the sample, but not in the model, are shown in grey.

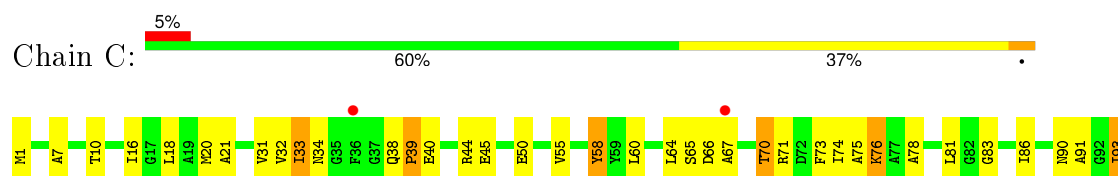
- Molecule 1: D-3-hydroxybutyrate dehydrogenase

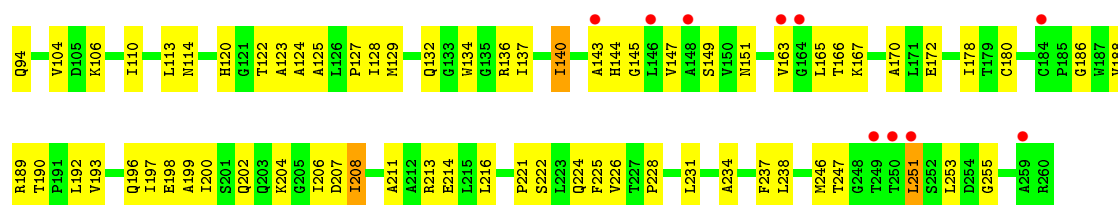


- Molecule 1: D-3-hydroxybutyrate dehydrogenase

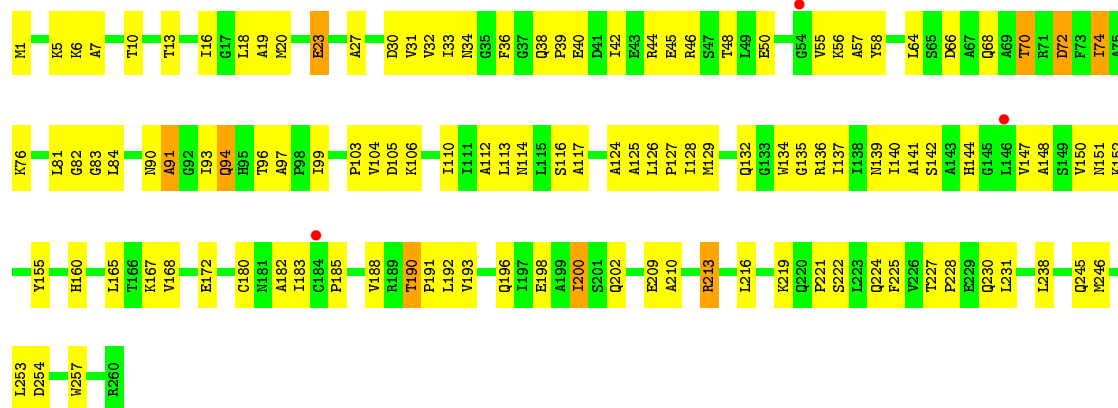


- Molecule 1: D-3-hydroxybutyrate dehydrogenase

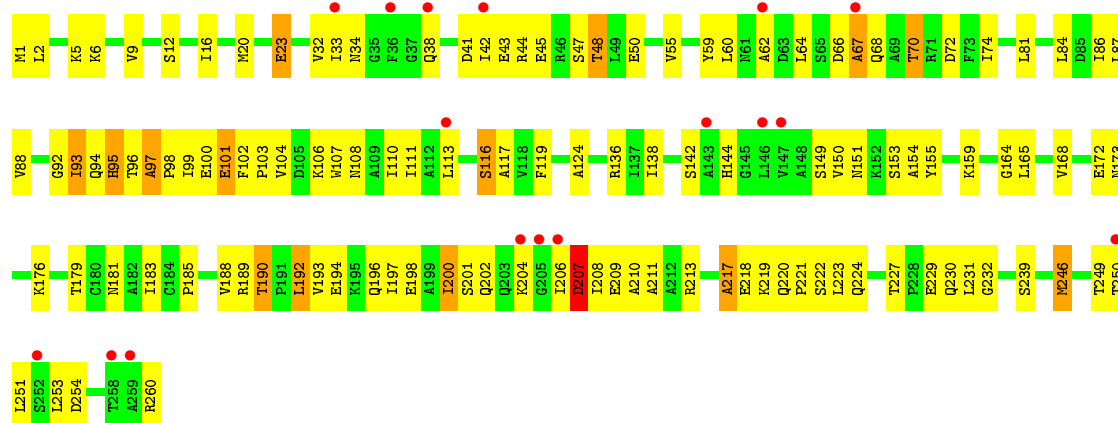




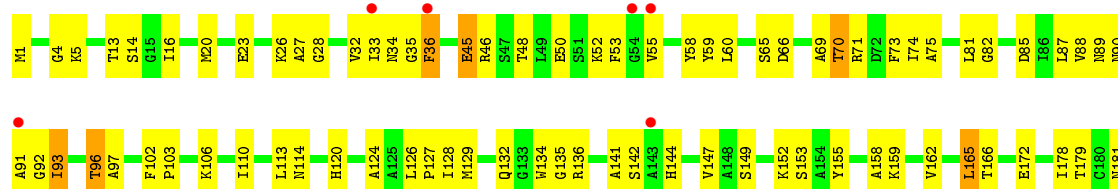
● Molecule 1: D-3-hydroxybutyrate dehydrogenase



● Molecule 1: D-3-hydroxybutyrate dehydrogenase

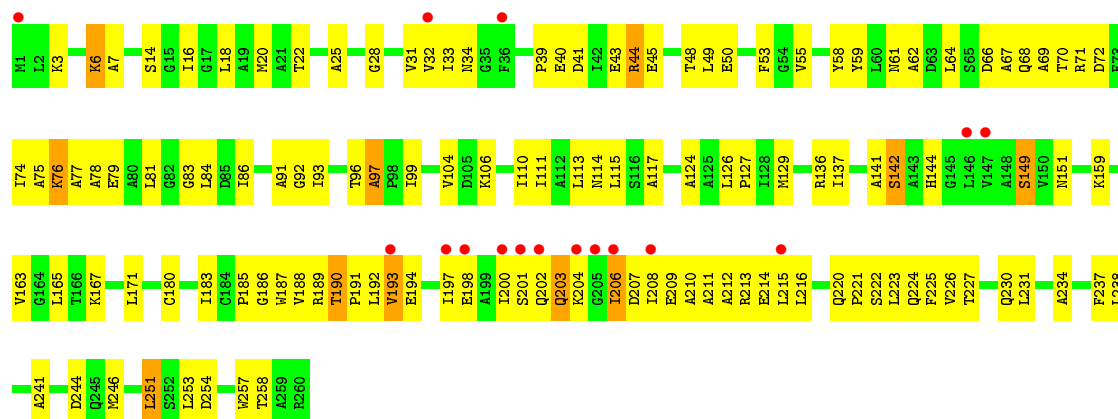


● Molecule 1: D-3-hydroxybutyrate dehydrogenase

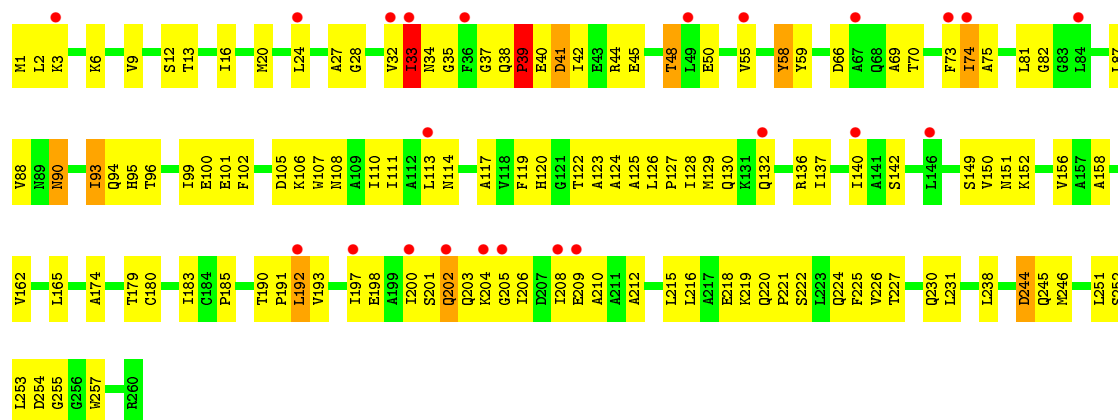




• Molecule 1: D-3-hydroxybutyrate dehydrogenase



• Molecule 1: D-3-hydroxybutyrate dehydrogenase



4 Data and refinement statistics

Property	Value	Source
Space group	P 1 21 1	Depositor
Cell constants a, b, c, α , β , γ	77.30Å 118.83Å 118.73Å 90.00° 93.90° 90.00°	Depositor
Resolution (Å)	50.00 – 2.19 45.50 – 2.19	Depositor EDS
% Data completeness (in resolution range)	54.8 (50.00-2.19) 93.4 (45.50-2.19)	Depositor EDS
R_{merge}	0.08	Depositor
R_{sym}	(Not available)	Depositor
$\langle I/\sigma(I) \rangle$ ¹	0.84 (at 2.20Å)	Xtriage
Refinement program	CNS 1.1	Depositor
R, R_{free}	0.197 , 0.270 0.237 , 0.298	Depositor DCC
R_{free} test set	10253 reflections (10.04%)	DCC
Wilson B-factor (Å ²)	38.7	Xtriage
Anisotropy	0.377	Xtriage
Bulk solvent k_{sol} (e/Å ³), B_{sol} (Å ²)	0.32 , 49.3	EDS
Estimated twinning fraction	No twinning to report.	Xtriage
L-test for twinning ²	$\langle L \rangle = 0.46$, $\langle L^2 \rangle = 0.29$	Xtriage
Outliers	0 of 102135 reflections	Xtriage
F_o, F_c correlation	0.93	EDS
Total number of atoms	15660	wwPDB-VP
Average B, all atoms (Å ²)	45.0	wwPDB-VP

Xtriage's analysis on translational NCS is as follows: *The largest off-origin peak in the Patterson function is 5.81% of the height of the origin peak. No significant pseudotranslation is detected.*

¹Intensities estimated from amplitudes.

²Theoretical values of $\langle |L| \rangle$, $\langle L^2 \rangle$ for acentric reflections are 0.5, 0.375 respectively for untwinned datasets, and 0.333, 0.2 for perfectly twinned datasets.

5 Model quality [i](#)

5.1 Standard geometry [i](#)

Bond lengths and bond angles in the following residue types are not validated in this section: CA, CL

The Z score for a bond length (or angle) is the number of standard deviations the observed value is removed from the expected value. A bond length (or angle) with $|Z| > 5$ is considered an outlier worth inspection. RMSZ is the root-mean-square of all Z scores of the bond lengths (or angles).

Mol	Chain	Bond lengths		Bond angles	
		RMSZ	# $ Z > 5$	RMSZ	# $ Z > 5$
1	A	0.37	0/1935	0.63	0/2623
1	B	0.38	0/1935	0.63	0/2623
1	C	0.40	0/1935	0.66	0/2623
1	D	0.43	0/1935	0.65	0/2623
1	E	0.37	0/1935	0.62	0/2623
1	F	0.41	0/1935	0.66	0/2623
1	G	0.36	0/1935	0.63	0/2623
1	H	0.36	0/1935	0.62	0/2623
All	All	0.39	0/15480	0.64	0/20984

There are no bond length outliers.

There are no bond angle outliers.

There are no chirality outliers.

There are no planarity outliers.

5.2 Too-close contacts [i](#)

In the following table, the Non-H and H(model) columns list the number of non-hydrogen atoms and hydrogen atoms in the chain respectively. The H(added) column lists the number of hydrogen atoms added and optimized by MolProbity. The Clashes column lists the number of clashes within the asymmetric unit, whereas Symm-Clashes lists symmetry related clashes.

Mol	Chain	Non-H	H(model)	H(added)	Clashes	Symm-Clashes
1	A	1906	0	1941	121	0
1	B	1906	0	1941	131	0
1	C	1906	0	1941	90	0
1	D	1906	0	1941	112	0
1	E	1906	0	1941	129	0

Continued on next page...

Continued from previous page...

Mol	Chain	Non-H	H(model)	H(added)	Clashes	Symm-Clashes
1	F	1906	0	1941	108	0
1	G	1906	0	1941	137	0
1	H	1906	0	1941	143	0
2	A	1	0	0	0	0
2	B	1	0	0	0	0
2	E	1	0	0	0	0
2	F	1	0	0	0	0
3	A	1	0	0	0	0
3	B	1	0	0	1	0
3	C	1	0	0	0	0
3	D	1	0	0	0	0
3	E	1	0	0	1	0
3	F	1	0	0	1	0
3	G	1	0	0	0	0
3	H	1	0	0	1	0
4	A	43	0	0	3	0
4	B	40	0	0	3	0
4	C	76	0	0	4	0
4	D	72	0	0	4	0
4	E	42	0	0	6	0
4	F	59	0	0	2	0
4	G	39	0	0	0	0
4	H	29	0	0	1	0
All	All	15660	0	15528	926	0

The all-atom clashscore is defined as the number of clashes found per 1000 atoms (including hydrogen atoms). The all-atom clashscore for this structure is 30.

All (926) close contacts within the same asymmetric unit are listed below, sorted by their clash magnitude.

Atom-1	Atom-2	Interatomic distance (Å)	Clash overlap (Å)
1:F:92:GLY:HA2	1:F:114:ASN:HD21	1.13	1.07
1:E:190:THR:HG22	1:E:193:VAL:HG23	1.37	1.06
1:G:200:ILE:HG23	1:G:211:ALA:HB1	1.37	1.06
1:E:16:ILE:HD11	1:E:188:VAL:HG11	1.40	1.04
1:B:204:LYS:HB2	1:B:206:ILE:HD12	1.44	0.99
1:H:33:ILE:H	1:H:33:ILE:HD13	1.29	0.98
1:B:90:ASN:HB2	1:B:140:ILE:HD12	1.48	0.94
1:E:227:THR:OG1	1:E:230:GLN:HG3	1.66	0.94
1:E:41:ASP:HA	1:E:44:ARG:HH12	1.30	0.93
1:B:231:LEU:HD23	1:B:253:LEU:HD12	1.52	0.92

Continued on next page...

Continued from previous page...

Atom-1	Atom-2	Interatomic distance (Å)	Clash overlap (Å)
1:E:64:LEU:HA	1:E:70:THR:HG22	1.53	0.91
1:G:194:GLU:HA	1:G:197:ILE:HD13	1.52	0.90
1:E:100:GLU:HG2	1:E:101:GLU:H	1.33	0.90
1:F:231:LEU:HD23	1:F:253:LEU:HD12	1.51	0.89
1:F:92:GLY:HA2	1:F:114:ASN:ND2	1.87	0.88
1:F:1:MET:HE2	1:F:27:ALA:HA	1.55	0.88
1:F:74:ILE:HD12	1:F:75:ALA:N	1.90	0.87
1:D:213:ARG:HB2	1:D:213:ARG:HH11	1.40	0.87
1:H:183:ILE:HD11	1:H:238:LEU:CD1	2.05	0.87
1:E:86:ILE:HG12	1:E:136:ARG:HB2	1.55	0.86
1:F:92:GLY:CA	1:F:114:ASN:HD21	1.88	0.86
1:B:93:ILE:HG13	1:B:110:ILE:HD13	1.58	0.86
1:G:16:ILE:HD11	1:G:188:VAL:HG11	1.57	0.84
1:F:1:MET:HB3	1:F:27:ALA:O	1.78	0.84
1:H:200:ILE:HD12	1:H:203:GLN:HB3	1.59	0.84
1:H:20:MET:O	1:H:24:LEU:HG	1.78	0.84
1:C:16:ILE:H	1:C:16:ILE:HD12	1.42	0.83
1:E:200:ILE:HD11	1:E:204:LYS:HD3	1.61	0.83
1:B:227:THR:OG1	1:B:230:GLN:HG3	1.79	0.83
1:D:142:SER:HA	1:D:185:PRO:HD2	1.60	0.82
1:G:76:LYS:HA	1:G:76:LYS:HE3	1.61	0.81
1:C:190:THR:HG22	1:C:193:VAL:HG23	1.60	0.81
1:D:64:LEU:HA	1:D:70:THR:HG22	1.61	0.81
1:G:74:ILE:HD11	1:G:124:ALA:HB1	1.61	0.81
1:F:93:ILE:HG12	1:F:110:ILE:HD13	1.64	0.79
1:B:206:ILE:HD13	1:B:206:ILE:H	1.47	0.79
1:B:193:VAL:HA	1:B:196:GLN:HE21	1.47	0.79
1:C:193:VAL:O	1:C:197:ILE:HG13	1.83	0.79
1:H:93:ILE:HD12	1:H:113:LEU:HD22	1.63	0.79
1:H:231:LEU:HD23	1:H:253:LEU:HD12	1.64	0.79
1:G:142:SER:HA	1:G:185:PRO:HD2	1.64	0.79
1:C:196:GLN:O	1:C:200:ILE:HG22	1.81	0.79
1:B:221:PRO:HG3	1:B:260:ARG:CZ	2.13	0.78
1:E:222:SER:O	1:E:224:GLN:HG3	1.82	0.78
1:B:32:VAL:HG23	1:B:81:LEU:HD21	1.64	0.78
1:E:87:LEU:HD12	1:E:88:VAL:H	1.46	0.78
1:G:7:ALA:HB3	1:G:31:VAL:HG12	1.66	0.78
1:F:93:ILE:HD11	1:F:110:ILE:HA	1.66	0.77
1:H:222:SER:O	1:H:224:GLN:HG3	1.83	0.77
1:D:66:ASP:O	1:D:70:THR:HG23	1.84	0.77
1:E:41:ASP:HA	1:E:44:ARG:NH1	1.99	0.76

Continued on next page...

Continued from previous page...

Atom-1	Atom-2	Interatomic distance (Å)	Clash overlap (Å)
1:H:74:ILE:HG12	1:H:124:ALA:CB	2.16	0.76
1:H:40:GLU:CD	1:H:40:GLU:H	1.89	0.76
1:E:92:GLY:O	1:E:93:ILE:HG23	1.86	0.76
1:C:16:ILE:N	1:C:16:ILE:HD12	2.01	0.76
1:G:183:ILE:O	1:G:185:PRO:HD3	1.86	0.76
1:D:231:LEU:HD23	1:D:253:LEU:HD12	1.67	0.75
1:A:66:ASP:O	1:A:70:THR:HG22	1.86	0.75
1:F:74:ILE:HG12	1:F:124:ALA:CB	2.16	0.75
1:F:45:GLU:O	1:F:48:THR:HG22	1.87	0.75
1:F:74:ILE:HG12	1:F:124:ALA:HB3	1.67	0.75
1:C:166:THR:HG23	1:C:180:CYS:SG	2.27	0.75
1:A:253:LEU:HD22	1:B:246:MET:HE2	1.68	0.75
1:C:64:LEU:HA	1:C:70:THR:HG22	1.68	0.75
1:H:74:ILE:HG12	1:H:124:ALA:HB3	1.69	0.75
1:C:238:LEU:HD23	1:C:246:MET:HE1	1.68	0.75
1:A:163:VAL:HG12	1:A:167:LYS:HE3	1.69	0.74
1:B:64:LEU:HD22	1:B:70:THR:HB	1.69	0.74
1:C:21:ALA:HB1	1:C:33:ILE:HD11	1.67	0.74
1:E:231:LEU:HD23	1:E:253:LEU:HD12	1.69	0.74
1:H:50:GLU:HG3	1:H:55:VAL:O	1.88	0.74
1:G:227:THR:OG1	1:G:230:GLN:HG3	1.88	0.73
1:H:227:THR:OG1	1:H:230:GLN:HG3	1.88	0.73
1:B:190:THR:HG23	1:B:191:PRO:HD2	1.68	0.73
1:A:91:ALA:HB1	1:A:113:LEU:HD11	1.69	0.73
1:E:87:LEU:HD12	1:E:88:VAL:N	2.03	0.73
1:C:128:ILE:O	1:C:132:GLN:HG3	1.88	0.73
1:H:93:ILE:H	1:H:93:ILE:HD13	1.53	0.73
1:A:44:ARG:HH11	1:A:44:ARG:HB2	1.53	0.73
1:H:200:ILE:HD11	1:H:204:LYS:HE3	1.71	0.72
1:H:122:THR:HG23	1:H:137:ILE:HD13	1.71	0.72
1:B:192:LEU:H	1:B:192:LEU:HD23	1.54	0.72
1:G:206:ILE:HB	1:G:210:ALA:HB3	1.70	0.72
1:H:93:ILE:HD11	1:H:110:ILE:HA	1.72	0.72
1:A:197:ILE:HD12	1:A:212:ALA:HA	1.72	0.72
1:H:183:ILE:HD11	1:H:238:LEU:HD11	1.71	0.72
1:G:193:VAL:HG12	1:G:193:VAL:O	1.88	0.71
1:A:253:LEU:CD2	1:B:246:MET:HE2	2.20	0.71
1:C:106:LYS:O	1:C:110:ILE:HG12	1.91	0.71
1:D:150:VAL:HG12	1:D:151:ASN:ND2	2.06	0.71
1:C:21:ALA:CB	1:C:33:ILE:HD11	2.21	0.70
1:F:66:ASP:HB3	1:F:69:ALA:HB3	1.73	0.70

Continued on next page...

Continued from previous page...

Atom-1	Atom-2	Interatomic distance (Å)	Clash overlap (Å)
1:F:222:SER:O	1:F:224:GLN:HG3	1.92	0.70
1:G:93:ILE:HG12	1:G:113:LEU:HD23	1.74	0.70
1:C:140:ILE:HG22	1:C:140:ILE:O	1.92	0.69
1:A:200:ILE:HG23	1:A:211:ALA:HB1	1.73	0.69
1:A:190:THR:HG23	1:A:193:VAL:H	1.55	0.69
1:H:41:ASP:HA	1:H:44:ARG:NH1	2.07	0.69
1:D:210:ALA:HA	1:D:213:ARG:NH1	2.06	0.69
1:A:32:VAL:HG22	1:A:58:TYR:HB2	1.75	0.69
1:H:192:LEU:HD23	1:H:192:LEU:H	1.57	0.69
1:H:183:ILE:HD11	1:H:238:LEU:HD12	1.74	0.69
1:H:13:THR:HG23	1:H:34:ASN:O	1.93	0.69
1:A:165:LEU:O	1:A:165:LEU:HD23	1.93	0.69
1:G:3:LYS:HA	1:G:28:GLY:O	1.92	0.69
1:F:128:ILE:O	1:F:132:GLN:HG3	1.93	0.69
1:G:16:ILE:HG13	1:G:231:LEU:HD12	1.73	0.69
1:G:64:LEU:HD23	1:G:70:THR:HG22	1.73	0.69
1:B:44:ARG:O	1:B:48:THR:HG22	1.93	0.68
1:F:196:GLN:O	1:F:200:ILE:HG22	1.93	0.68
1:D:183:ILE:O	1:D:185:PRO:HD3	1.94	0.68
1:G:200:ILE:O	1:G:204:LYS:HB3	1.94	0.68
1:H:122:THR:O	1:H:126:LEU:HG	1.93	0.67
1:D:190:THR:HG22	1:D:193:VAL:HG23	1.75	0.67
1:G:194:GLU:CA	1:G:197:ILE:HD13	2.25	0.67
1:H:220:GLN:HG3	1:H:254:ASP:O	1.94	0.67
1:E:219:LYS:O	1:E:221:PRO:HD3	1.94	0.67
1:E:64:LEU:HA	1:E:70:THR:CG2	2.24	0.67
1:B:204:LYS:HB2	1:B:206:ILE:CD1	2.23	0.67
1:H:96:THR:HG23	1:H:151:ASN:HB2	1.77	0.67
1:B:3:LYS:HB2	1:B:3:LYS:NZ	2.09	0.67
1:E:116:SER:HG	1:H:107:TRP:HE1	1.42	0.67
1:C:190:THR:HG22	1:C:193:VAL:CG2	2.25	0.67
1:G:91:ALA:HB1	1:G:113:LEU:HD11	1.74	0.67
1:D:196:GLN:O	1:D:200:ILE:HG22	1.95	0.67
1:C:104:VAL:HG22	4:C:345:HOH:O	1.94	0.67
1:D:142:SER:HA	1:D:185:PRO:CD	2.25	0.67
1:A:131:LYS:HD2	1:A:131:LYS:O	1.95	0.67
1:A:168:VAL:HG22	1:D:148:ALA:HB1	1.75	0.67
1:G:39:PRO:HG2	1:G:40:GLU:OE2	1.95	0.67
1:H:39:PRO:HB2	1:H:40:GLU:OE2	1.95	0.66
1:E:192:LEU:H	1:E:192:LEU:HD23	1.59	0.66
1:E:100:GLU:HG2	1:E:101:GLU:N	2.08	0.66

Continued on next page...

Continued from previous page...

Atom-1	Atom-2	Interatomic distance (Å)	Clash overlap (Å)
1:H:206:ILE:HG22	1:H:210:ALA:HB3	1.77	0.66
1:A:171:LEU:HD11	1:B:260:ARG:HB3	1.78	0.66
1:A:190:THR:HG22	1:A:193:VAL:HG23	1.77	0.66
1:C:39:PRO:HG2	1:C:40:GLU:OE2	1.95	0.66
1:C:74:ILE:HG12	1:C:124:ALA:HB3	1.76	0.66
1:C:93:ILE:HG12	1:C:110:ILE:HD13	1.78	0.66
1:B:209:GLU:O	1:B:213:ARG:HG3	1.94	0.66
1:B:201:SER:HA	1:B:211:ALA:HB2	1.77	0.66
1:F:32:VAL:HG11	1:F:60:LEU:HD12	1.78	0.66
1:H:33:ILE:HG12	1:H:59:TYR:HD1	1.59	0.65
1:C:16:ILE:H	1:C:16:ILE:CD1	2.09	0.65
1:B:20:MET:SD	1:B:140:ILE:HD11	2.35	0.65
1:F:193:VAL:HA	1:F:196:GLN:HE21	1.61	0.65
1:A:136:ARG:HH11	1:A:136:ARG:HG2	1.61	0.65
1:G:200:ILE:HA	1:G:203:GLN:HE22	1.61	0.65
1:A:222:SER:O	1:A:224:GLN:HG3	1.96	0.65
1:B:190:THR:HB	1:B:193:VAL:HG23	1.78	0.65
1:D:74:ILE:HD11	1:D:125:ALA:HA	1.77	0.65
1:D:45:GLU:O	1:D:48:THR:HG22	1.97	0.64
1:H:202:GLN:HG3	1:H:203:GLN:N	2.12	0.64
1:B:93:ILE:HG13	1:B:110:ILE:CD1	2.27	0.64
1:B:41:ASP:HA	1:B:44:ARG:NH1	2.12	0.64
1:F:218:GLU:HG2	1:F:219:LYS:HG2	1.80	0.64
1:D:165:LEU:O	1:D:165:LEU:HD23	1.98	0.64
1:C:93:ILE:HG23	1:C:113:LEU:HD23	1.79	0.63
1:G:64:LEU:HA	1:G:70:THR:HG22	1.80	0.63
1:G:32:VAL:HG23	1:G:81:LEU:HD11	1.79	0.63
1:C:228:PRO:HD2	4:C:306:HOH:O	1.97	0.63
1:C:66:ASP:O	1:C:70:THR:HG23	1.98	0.63
1:A:200:ILE:HD11	1:A:204:LYS:HD2	1.78	0.63
1:B:110:ILE:HG23	1:B:114:ASN:ND2	2.13	0.63
1:D:68:GLN:NE2	1:D:72:ASP:OD1	2.32	0.63
1:E:23:GLU:HA	1:E:23:GLU:OE1	1.98	0.63
1:E:32:VAL:HG23	1:E:81:LEU:HD21	1.80	0.63
1:D:126:LEU:HB2	1:D:127:PRO:HD3	1.80	0.63
1:H:1:MET:HB3	1:H:27:ALA:O	1.99	0.63
1:E:188:VAL:O	1:E:190:THR:N	2.32	0.62
1:C:238:LEU:HD23	1:C:246:MET:CE	2.29	0.62
1:D:213:ARG:CB	1:D:213:ARG:HH11	2.11	0.62
1:B:64:LEU:HA	1:B:70:THR:HG22	1.81	0.62
1:H:38:GLN:HB3	1:H:41:ASP:OD2	2.00	0.62

Continued on next page...

Continued from previous page...

Atom-1	Atom-2	Interatomic distance (Å)	Clash overlap (Å)
1:D:94:GLN:HG2	1:D:155:TYR:CD2	2.34	0.62
1:A:20:MET:CE	1:A:88:VAL:HG11	2.29	0.62
1:G:208:ILE:HG23	1:G:209:GLU:N	2.15	0.62
1:H:206:ILE:CG2	1:H:210:ALA:HB3	2.29	0.62
1:H:93:ILE:HG12	1:H:110:ILE:HG13	1.82	0.62
1:H:2:LEU:N	1:H:27:ALA:O	2.33	0.62
1:D:56:LYS:HB3	1:D:58:TYR:CE1	2.34	0.62
1:F:106:LYS:O	1:F:110:ILE:HG12	1.99	0.62
1:F:33:ILE:HG22	1:F:59:TYR:HD1	1.65	0.61
1:B:150:VAL:HG13	1:C:172:GLU:HG3	1.80	0.61
1:E:246:MET:HE1	1:F:251:LEU:HD21	1.82	0.61
1:H:32:VAL:HA	1:H:58:TYR:O	2.00	0.61
1:G:189:ARG:HH21	1:G:208:ILE:HD11	1.65	0.61
1:F:226:VAL:HG21	1:F:253:LEU:O	2.00	0.61
1:E:221:PRO:HG3	1:E:260:ARG:CZ	2.29	0.61
1:F:58:TYR:HE1	1:F:81:LEU:HD23	1.64	0.61
1:B:74:ILE:HD13	1:B:74:ILE:H	1.66	0.61
1:A:44:ARG:NH1	1:A:44:ARG:HB2	2.15	0.61
1:G:215:LEU:O	1:G:215:LEU:HD23	2.00	0.61
1:B:38:GLN:O	1:B:42:ILE:HG12	2.00	0.61
1:G:222:SER:HA	1:H:174:ALA:HB1	1.83	0.61
1:F:89:ASN:ND2	4:F:1009:HOH:O	2.31	0.61
1:A:150:VAL:HG12	1:A:151:ASN:ND2	2.16	0.61
1:E:74:ILE:HG12	1:E:124:ALA:CB	2.31	0.61
1:G:44:ARG:O	1:G:48:THR:HG22	2.00	0.61
1:E:93:ILE:O	1:E:93:ILE:HD12	2.01	0.60
1:F:90:ASN:CG	1:F:91:ALA:H	2.04	0.60
1:H:136:ARG:HD3	1:H:179:THR:OG1	2.00	0.60
1:H:33:ILE:H	1:H:33:ILE:CD1	2.08	0.60
1:C:128:ILE:HG22	1:C:132:GLN:OE1	2.01	0.60
1:G:92:GLY:O	1:G:93:ILE:HG23	2.02	0.60
1:F:190:THR:HG22	1:F:193:VAL:H	1.66	0.60
1:E:192:LEU:N	1:E:192:LEU:HD23	2.16	0.60
1:C:60:LEU:HB2	1:C:73:PHE:HE1	1.65	0.60
1:E:172:GLU:HG3	1:H:150:VAL:HG13	1.83	0.60
1:B:24:LEU:O	1:B:27:ALA:HB3	2.01	0.60
1:H:66:ASP:HB3	1:H:69:ALA:HB3	1.83	0.60
1:H:122:THR:HG23	1:H:137:ILE:CD1	2.31	0.60
1:C:74:ILE:HG12	1:C:124:ALA:CB	2.31	0.60
1:A:135:GLY:HA3	1:A:178:ILE:HG23	1.82	0.60
1:A:227:THR:OG1	1:A:230:GLN:HG3	2.01	0.60

Continued on next page...

Continued from previous page...

Atom-1	Atom-2	Interatomic distance (Å)	Clash overlap (Å)
1:E:103:PRO:HB2	1:E:106:LYS:HG2	1.83	0.60
1:H:6:LYS:HE3	1:H:82:GLY:O	2.02	0.59
1:A:197:ILE:O	1:A:200:ILE:HG22	2.02	0.59
1:G:201:SER:O	1:G:206:ILE:O	2.20	0.59
1:F:74:ILE:CD1	1:F:124:ALA:HB1	2.31	0.59
1:F:74:ILE:HD11	1:F:124:ALA:HB1	1.83	0.59
1:B:45:GLU:O	1:B:48:THR:HG23	2.03	0.59
1:B:33:ILE:HG22	1:B:34:ASN:N	2.16	0.59
1:H:125:ALA:HB1	1:H:129:MET:CE	2.31	0.59
1:H:190:THR:OG1	1:H:191:PRO:HD2	2.03	0.59
1:H:231:LEU:CD2	1:H:253:LEU:HD12	2.31	0.59
1:C:50:GLU:HG3	1:C:55:VAL:O	2.02	0.59
1:G:64:LEU:HA	1:G:70:THR:CG2	2.32	0.59
1:G:66:ASP:HB3	1:G:69:ALA:HB3	1.83	0.59
1:F:74:ILE:C	1:F:74:ILE:HD12	2.23	0.59
1:G:231:LEU:HD23	1:G:253:LEU:HD12	1.84	0.59
1:H:122:THR:HG22	1:H:126:LEU:HD11	1.85	0.59
1:C:93:ILE:HD13	1:C:93:ILE:H	1.67	0.59
1:B:38:GLN:HB2	1:B:41:ASP:OD2	2.02	0.59
1:C:10:THR:O	1:C:90:ASN:HB3	2.02	0.59
1:B:198:GLU:HA	1:B:201:SER:HB2	1.85	0.58
1:D:74:ILE:HG21	1:D:124:ALA:HB3	1.85	0.58
1:F:32:VAL:CG1	1:F:60:LEU:HD12	2.32	0.58
1:D:6:LYS:HE3	1:D:82:GLY:O	2.03	0.58
1:H:38:GLN:HG3	1:H:39:PRO:HD2	1.84	0.58
1:H:58:TYR:CE1	1:H:81:LEU:HD23	2.38	0.58
1:H:142:SER:HA	1:H:185:PRO:HD2	1.85	0.58
1:D:16:ILE:HD12	1:D:231:LEU:CD1	2.33	0.58
1:G:234:ALA:HB1	1:G:251:LEU:CD1	2.33	0.58
1:B:206:ILE:H	1:B:206:ILE:CD1	2.14	0.58
1:G:186:GLY:HA3	1:G:254:ASP:HA	1.86	0.58
1:H:183:ILE:CD1	1:H:238:LEU:HD11	2.33	0.58
1:G:246:MET:HE1	1:H:251:LEU:HD21	1.84	0.58
1:E:74:ILE:HG12	1:E:124:ALA:HB3	1.85	0.58
1:A:107:TRP:CZ3	1:A:154:ALA:HA	2.39	0.58
1:B:213:ARG:HA	1:B:216:LEU:HD12	1.86	0.58
1:A:142:SER:HA	1:A:185:PRO:HD2	1.85	0.58
1:G:34:ASN:ND2	1:G:62:ALA:HB3	2.19	0.58
1:E:210:ALA:HA	1:E:213:ARG:NH1	2.19	0.58
1:C:253:LEU:HD22	1:D:246:MET:HB2	1.86	0.58
1:E:12:SER:OG	1:E:33:ILE:HG23	2.03	0.58

Continued on next page...

Continued from previous page...

Atom-1	Atom-2	Interatomic distance (Å)	Clash overlap (Å)
1:H:37:GLY:HA3	1:H:42:ILE:HD11	1.86	0.58
1:D:213:ARG:HB2	1:D:213:ARG:NH1	2.15	0.58
1:F:93:ILE:HD13	1:F:114:ASN:OD1	2.03	0.57
1:F:13:THR:HG21	1:F:35:GLY:O	2.04	0.57
1:C:204:LYS:HE2	1:C:214:GLU:CD	2.25	0.57
1:H:192:LEU:CD2	1:H:192:LEU:H	2.17	0.57
1:C:71:ARG:O	1:C:74:ILE:HG13	2.04	0.57
1:G:76:LYS:HE2	1:G:79:GLU:OE2	2.05	0.57
1:F:90:ASN:O	1:F:91:ALA:HB3	2.05	0.57
1:B:95:HIS:ND1	1:B:106:LYS:HE3	2.19	0.57
1:E:208:ILE:HG23	1:E:209:GLU:N	2.20	0.57
1:G:106:LYS:O	1:G:110:ILE:HG13	2.05	0.57
1:E:196:GLN:O	1:E:200:ILE:HG22	2.05	0.57
1:H:93:ILE:N	1:H:93:ILE:HD13	2.19	0.57
1:E:9:VAL:HG12	1:E:12:SER:HB3	1.85	0.57
1:C:110:ILE:O	1:C:114:ASN:HB2	2.05	0.57
1:H:44:ARG:O	1:H:48:THR:HG23	2.04	0.57
1:D:238:LEU:HD23	1:D:246:MET:HE1	1.87	0.57
1:E:217:ALA:HA	1:E:223:LEU:HD21	1.86	0.57
1:G:209:GLU:O	1:G:212:ALA:HB3	2.04	0.57
1:E:100:GLU:C	1:E:102:PHE:H	2.08	0.57
1:E:198:GLU:O	1:E:202:GLN:HG2	2.04	0.57
1:A:46:ARG:HH11	1:A:46:ARG:HG2	1.69	0.57
1:F:221:PRO:HG2	1:F:256:GLY:HA3	1.86	0.57
1:H:113:LEU:O	1:H:117:ALA:HB3	2.05	0.56
1:F:36:PHE:N	1:F:36:PHE:HD2	2.04	0.56
1:G:96:THR:HG23	1:G:151:ASN:HB3	1.86	0.56
1:F:93:ILE:CG1	1:F:110:ILE:HD13	2.34	0.56
1:G:226:VAL:HG21	1:G:253:LEU:O	2.05	0.56
1:D:72:ASP:O	1:D:76:LYS:HD3	2.04	0.56
1:D:213:ARG:HD3	4:D:391:HOH:O	2.05	0.56
1:D:110:ILE:HG23	1:D:114:ASN:ND2	2.20	0.56
1:F:189:ARG:NE	1:F:194:GLU:OE2	2.35	0.56
1:E:96:THR:O	1:E:97:ALA:HB2	2.05	0.56
1:G:144:HIS:NE2	1:G:149:SER:HB2	2.20	0.56
1:A:36:PHE:N	1:A:36:PHE:CD2	2.73	0.56
1:D:1:MET:SD	1:D:27:ALA:O	2.63	0.56
1:B:201:SER:O	1:B:206:ILE:HD13	2.05	0.56
1:A:208:ILE:HG23	1:A:209:GLU:N	2.21	0.56
1:G:213:ARG:HA	1:G:216:LEU:HB2	1.87	0.56
1:G:254:ASP:HB2	1:G:257:TRP:HB3	1.88	0.56

Continued on next page...

Continued from previous page...

Atom-1	Atom-2	Interatomic distance (Å)	Clash overlap (Å)
1:E:1:MET:HB2	4:E:1188:HOH:O	2.04	0.56
1:H:87:LEU:HD12	1:H:88:VAL:N	2.21	0.56
1:G:194:GLU:OE2	1:G:208:ILE:HD11	2.06	0.56
1:E:93:ILE:HD13	1:E:110:ILE:HD13	1.87	0.56
1:E:253:LEU:HD22	1:F:246:MET:HB2	1.88	0.56
1:E:107:TRP:NE1	1:E:111:ILE:HD12	2.21	0.55
1:D:134:TRP:C	1:D:134:TRP:CD1	2.79	0.55
1:E:173:ASN:HA	1:E:176:LYS:CE	2.36	0.55
1:A:74:ILE:HG12	1:A:124:ALA:HB3	1.86	0.55
1:E:103:PRO:HB2	1:E:106:LYS:CG	2.35	0.55
1:C:216:LEU:HD21	1:C:225:PHE:CE2	2.41	0.55
1:G:16:ILE:O	1:G:20:MET:HG3	2.06	0.55
1:G:76:LYS:O	1:G:79:GLU:HB3	2.07	0.55
1:E:98:PRO:O	1:E:102:PHE:HB2	2.06	0.55
1:F:70:THR:O	1:F:73:PHE:HB3	2.07	0.55
1:G:96:THR:O	1:G:97:ALA:HB2	2.06	0.55
1:B:134:TRP:CD1	1:B:134:TRP:C	2.79	0.55
1:D:129:MET:SD	1:D:137:ILE:HD11	2.47	0.55
1:G:241:ALA:HA	1:G:244:ASP:OD1	2.06	0.55
1:H:41:ASP:HA	1:H:44:ARG:HH12	1.71	0.55
1:E:50:GLU:HG3	1:E:55:VAL:O	2.07	0.55
1:C:18:LEU:HD23	4:C:317:HOH:O	2.05	0.55
1:G:68:GLN:O	1:G:72:ASP:OD1	2.24	0.55
1:C:16:ILE:O	1:C:20:MET:HG3	2.07	0.55
1:A:199:ALA:HB1	1:A:203:GLN:NE2	2.22	0.55
1:H:108:ASN:O	1:H:111:ILE:HG22	2.07	0.55
1:E:66:ASP:O	1:E:70:THR:HG23	2.06	0.55
1:G:222:SER:N	1:H:174:ALA:HB1	2.22	0.55
1:G:189:ARG:NH2	1:G:208:ILE:CG1	2.70	0.54
1:G:44:ARG:HH11	1:G:44:ARG:HB3	1.70	0.54
1:H:158:ALA:O	1:H:162:VAL:HG23	2.06	0.54
1:G:189:ARG:HH22	1:G:208:ILE:HG12	1.72	0.54
1:G:216:LEU:HD11	1:G:225:PHE:CE1	2.42	0.54
1:A:172:GLU:OE1	1:D:99:ILE:HG13	2.07	0.54
1:H:192:LEU:HD23	1:H:192:LEU:N	2.21	0.54
1:G:41:ASP:HA	1:G:44:ARG:NH1	2.23	0.54
1:G:246:MET:CE	1:H:251:LEU:HD21	2.38	0.54
1:H:74:ILE:HG12	1:H:124:ALA:HB1	1.88	0.54
1:E:68:GLN:NE2	1:E:72:ASP:OD1	2.40	0.54
1:D:139:ASN:O	1:D:182:ALA:HA	2.07	0.54
1:B:126:LEU:HB2	1:B:127:PRO:HD3	1.89	0.54

Continued on next page...

Continued from previous page...

Atom-1	Atom-2	Interatomic distance (Å)	Clash overlap (Å)
1:E:201:SER:HA	1:E:206:ILE:HD12	1.90	0.54
1:G:206:ILE:CD1	1:G:211:ALA:HB2	2.37	0.54
1:D:16:ILE:HD11	1:D:188:VAL:HG11	1.89	0.54
1:A:177:GLY:HA2	4:A:283:HOH:O	2.07	0.54
1:E:119:PHE:HZ	1:H:102:PHE:HB3	1.72	0.54
1:G:206:ILE:HD13	1:G:211:ALA:N	2.23	0.54
1:H:190:THR:HG23	1:H:193:VAL:HG23	1.90	0.54
1:C:234:ALA:HB1	1:C:251:LEU:HD13	1.89	0.54
1:A:172:GLU:OE2	1:D:151:ASN:HA	2.07	0.54
1:H:96:THR:HG23	1:H:151:ASN:CB	2.38	0.54
1:F:74:ILE:HG12	1:F:124:ALA:HB1	1.89	0.54
1:H:45:GLU:OE2	1:H:45:GLU:HA	2.08	0.54
1:F:36:PHE:N	1:F:36:PHE:CD2	2.74	0.54
1:H:221:PRO:HD2	1:H:255:GLY:O	2.08	0.54
1:E:200:ILE:HG23	1:E:211:ALA:HB1	1.90	0.54
1:G:198:GLU:HA	1:G:201:SER:HB2	1.89	0.54
1:A:136:ARG:HG2	1:A:136:ARG:NH1	2.23	0.53
1:C:122:THR:HG23	1:C:137:ILE:HD13	1.90	0.53
1:F:93:ILE:HD12	1:F:113:LEU:HB2	1.89	0.53
1:E:44:ARG:O	1:E:48:THR:HG23	2.08	0.53
1:B:150:VAL:HG23	3:B:266:CL:CL	2.46	0.53
1:G:197:ILE:HD12	1:G:197:ILE:H	1.74	0.53
1:F:66:ASP:O	1:F:70:THR:HG23	2.07	0.53
1:A:7:ALA:HA	1:A:86:ILE:O	2.07	0.53
1:B:50:GLU:HA	1:B:55:VAL:O	2.08	0.53
1:A:241:ALA:HA	1:A:244:ASP:OD1	2.08	0.53
1:E:44:ARG:O	1:E:47:SER:HB3	2.07	0.53
1:G:74:ILE:HD12	1:G:75:ALA:N	2.23	0.53
1:A:112:ALA:HA	1:A:116:SER:HB2	1.91	0.53
1:F:134:TRP:CD1	1:F:135:GLY:N	2.77	0.53
1:B:106:LYS:O	1:B:110:ILE:HG12	2.09	0.53
1:A:7:ALA:CB	1:A:86:ILE:HB	2.38	0.53
1:G:234:ALA:HB1	1:G:251:LEU:HD11	1.91	0.53
1:H:33:ILE:HD11	1:H:59:TYR:HB2	1.90	0.53
1:B:74:ILE:HD13	1:B:74:ILE:N	2.23	0.53
1:B:33:ILE:CG2	1:B:34:ASN:N	2.71	0.53
1:D:36:PHE:CD2	1:D:36:PHE:N	2.75	0.53
1:G:200:ILE:HD11	1:G:214:GLU:HG2	1.90	0.53
1:B:251:LEU:C	1:B:251:LEU:HD23	2.30	0.53
1:B:110:ILE:HG23	1:B:114:ASN:HD22	1.74	0.53
1:C:140:ILE:CG2	1:C:140:ILE:O	2.56	0.53

Continued on next page...

Continued from previous page...

Atom-1	Atom-2	Interatomic distance (Å)	Clash overlap (Å)
1:F:71:ARG:O	1:F:74:ILE:HG13	2.08	0.53
1:H:34:ASN:OD1	1:H:35:GLY:N	2.41	0.53
1:G:78:ALA:HA	1:G:83:GLY:O	2.09	0.53
1:H:197:ILE:HD12	1:H:212:ALA:HA	1.90	0.52
1:E:16:ILE:HD11	1:E:188:VAL:CG1	2.26	0.52
1:G:253:LEU:HD22	1:H:246:MET:HB2	1.91	0.52
1:H:226:VAL:HG21	1:H:253:LEU:O	2.09	0.52
1:D:20:MET:SD	1:D:140:ILE:HD11	2.50	0.52
1:C:58:TYR:HE1	1:C:81:LEU:HD23	1.73	0.52
1:G:202:GLN:C	1:G:204:LYS:N	2.62	0.52
1:G:197:ILE:HD12	1:G:197:ILE:N	2.24	0.52
1:A:20:MET:CE	1:A:140:ILE:HD11	2.39	0.52
1:H:252:SER:O	1:H:253:LEU:HD23	2.10	0.52
1:D:56:LYS:HB3	1:D:58:TYR:HE1	1.72	0.52
1:G:34:ASN:HD21	1:G:62:ALA:HB3	1.73	0.52
1:D:137:ILE:O	1:D:180:CYS:HA	2.09	0.52
1:D:227:THR:OG1	1:D:230:GLN:HG3	2.09	0.52
1:F:87:LEU:HD12	1:F:88:VAL:N	2.25	0.52
1:C:206:ILE:HD11	1:C:211:ALA:HB2	1.90	0.52
1:E:136:ARG:HD3	1:E:179:THR:OG1	2.10	0.52
1:G:7:ALA:O	1:G:31:VAL:HA	2.10	0.52
1:A:190:THR:OG1	1:A:191:PRO:HD2	2.09	0.52
1:F:58:TYR:CE1	1:F:81:LEU:HD23	2.45	0.52
1:B:92:GLY:HA2	1:B:114:ASN:OD1	2.10	0.52
1:B:208:ILE:HG22	1:B:209:GLU:N	2.24	0.52
1:E:107:TRP:NE1	1:E:111:ILE:CD1	2.73	0.52
1:B:5:LYS:HD3	1:B:85:ASP:OD1	2.10	0.52
1:B:206:ILE:HD13	1:B:206:ILE:N	2.21	0.51
1:H:205:GLY:O	1:H:206:ILE:HD13	2.10	0.51
1:D:91:ALA:HB1	1:D:113:LEU:HD11	1.91	0.51
1:B:221:PRO:HG3	1:B:260:ARG:NH1	2.25	0.51
1:D:190:THR:HG22	1:D:193:VAL:CG2	2.40	0.51
1:C:144:HIS:HA	1:C:147:VAL:O	2.10	0.51
1:E:88:VAL:HG22	1:E:138:ILE:HB	1.92	0.51
1:F:206:ILE:HD11	1:F:211:ALA:HB2	1.92	0.51
1:B:13:THR:HG23	1:B:34:ASN:O	2.10	0.51
1:D:222:SER:O	1:D:224:GLN:HG3	2.10	0.51
1:C:192:LEU:O	1:C:192:LEU:HD23	2.11	0.51
1:E:206:ILE:HD12	1:E:206:ILE:O	2.10	0.51
1:C:20:MET:CE	1:C:140:ILE:HD11	2.41	0.51
1:G:208:ILE:O	1:G:212:ALA:HB2	2.10	0.51

Continued on next page...

Continued from previous page...

Atom-1	Atom-2	Interatomic distance (Å)	Clash overlap (Å)
1:B:8:VAL:HG22	1:B:32:VAL:HB	1.92	0.51
1:C:190:THR:HG23	1:C:193:VAL:H	1.75	0.51
1:C:93:ILE:HD11	1:C:110:ILE:HA	1.93	0.51
1:B:245:GLN:HB2	4:B:281:HOH:O	2.11	0.51
1:B:16:ILE:HG13	4:B:291:HOH:O	2.09	0.51
1:A:20:MET:HE3	1:A:140:ILE:HD11	1.91	0.51
1:F:33:ILE:CG2	1:F:34:ASN:N	2.73	0.51
1:D:219:LYS:O	1:D:221:PRO:HD3	2.11	0.51
1:H:119:PHE:HB2	1:H:165:LEU:HD11	1.93	0.51
1:G:209:GLU:HB3	1:G:213:ARG:HH12	1.74	0.51
1:H:74:ILE:HG13	1:H:75:ALA:N	2.26	0.51
1:E:150:VAL:HG12	1:E:151:ASN:CG	2.32	0.51
1:C:58:TYR:CE1	1:C:81:LEU:HD23	2.45	0.51
1:E:16:ILE:HD12	1:E:231:LEU:HD12	1.92	0.51
1:D:90:ASN:O	1:D:91:ALA:C	2.49	0.51
1:H:124:ALA:O	1:H:127:PRO:HD2	2.11	0.51
1:A:131:LYS:HD2	1:A:131:LYS:C	2.30	0.51
1:D:210:ALA:HA	1:D:213:ARG:HH12	1.76	0.51
1:A:252:SER:O	1:B:246:MET:HG3	2.11	0.51
1:A:86:ILE:HD13	1:A:136:ARG:HB2	1.91	0.51
1:A:78:ALA:O	1:A:82:GLY:N	2.42	0.51
1:A:84:LEU:HD22	1:A:129:MET:HE3	1.91	0.51
1:A:160:HIS:HB3	1:D:160:HIS:O	2.11	0.51
1:F:52:LYS:HG2	1:F:53:PHE:CE1	2.46	0.50
1:G:50:GLU:HG3	1:G:55:VAL:O	2.12	0.50
1:D:58:TYR:CD1	1:D:58:TYR:N	2.79	0.50
1:F:23:GLU:HG3	1:F:232:GLY:HA3	1.93	0.50
1:F:93:ILE:HG12	1:F:110:ILE:CD1	2.38	0.50
1:A:158:ALA:O	1:A:162:VAL:HG23	2.11	0.50
1:F:227:THR:O	1:F:230:GLN:HB2	2.12	0.50
1:D:16:ILE:HG22	1:D:20:MET:HE3	1.93	0.50
1:B:150:VAL:HG13	1:C:172:GLU:CG	2.41	0.50
1:G:222:SER:CA	1:H:174:ALA:HB1	2.40	0.50
1:B:172:GLU:OE2	1:C:151:ASN:HA	2.11	0.50
1:F:74:ILE:CG1	1:F:124:ALA:HB1	2.42	0.50
1:H:254:ASP:HB2	1:H:257:TRP:CB	2.41	0.50
1:D:198:GLU:O	1:D:202:GLN:HG2	2.10	0.50
1:E:200:ILE:HD13	1:E:200:ILE:O	2.12	0.50
1:G:206:ILE:HD12	1:G:206:ILE:H	1.77	0.50
1:C:231:LEU:HD23	1:C:253:LEU:HD12	1.94	0.50
1:D:129:MET:SD	1:D:137:ILE:CD1	3.00	0.50

Continued on next page...

Continued from previous page...

Atom-1	Atom-2	Interatomic distance (Å)	Clash overlap (Å)
1:H:128:ILE:O	1:H:132:GLN:HG3	2.11	0.50
1:B:243:ALA:HB1	1:B:246:MET:HB3	1.93	0.50
1:F:220:GLN:NE2	1:F:224:GLN:O	2.43	0.50
1:A:190:THR:HG22	1:A:193:VAL:CG2	2.41	0.50
1:E:217:ALA:CA	1:E:223:LEU:HD21	2.42	0.50
1:B:197:ILE:CG2	1:B:212:ALA:HB2	2.42	0.50
1:B:33:ILE:HD11	1:B:49:LEU:HD11	1.94	0.50
1:H:193:VAL:O	1:H:197:ILE:HG12	2.11	0.50
1:B:52:LYS:HG2	1:B:52:LYS:O	2.12	0.50
1:A:246:MET:HB2	1:B:253:LEU:HD22	1.93	0.49
1:C:206:ILE:CD1	1:C:211:ALA:HB2	2.42	0.49
1:B:251:LEU:HD21	1:B:253:LEU:HD21	1.93	0.49
1:A:171:LEU:CD1	1:B:260:ARG:HB3	2.42	0.49
1:C:93:ILE:HG12	1:C:110:ILE:CD1	2.41	0.49
1:A:165:LEU:HD22	4:A:287:HOH:O	2.12	0.49
1:D:32:VAL:HG23	1:D:81:LEU:HD11	1.93	0.49
1:F:26:LYS:C	1:F:28:GLY:H	2.14	0.49
1:H:96:THR:HA	1:H:151:ASN:O	2.13	0.49
1:A:99:ILE:HG13	1:D:172:GLU:OE1	2.11	0.49
1:D:168:VAL:HG12	1:D:172:GLU:OE2	2.11	0.49
1:A:46:ARG:NH1	1:A:46:ARG:HG2	2.28	0.49
1:D:103:PRO:O	1:D:106:LYS:N	2.45	0.49
1:C:134:TRP:C	1:C:134:TRP:CD1	2.86	0.49
1:C:199:ALA:O	1:C:202:GLN:HG2	2.12	0.49
1:B:201:SER:HA	1:B:211:ALA:CB	2.42	0.49
1:H:122:THR:HG22	1:H:126:LEU:CD1	2.43	0.49
1:E:219:LYS:HG2	4:E:1120:HOH:O	2.11	0.49
1:D:110:ILE:O	1:D:114:ASN:HB2	2.12	0.49
1:E:181:ASN:OD1	1:E:249:THR:HG22	2.13	0.49
1:G:197:ILE:H	1:G:197:ILE:CD1	2.26	0.49
1:E:96:THR:HG23	1:E:151:ASN:CB	2.43	0.49
1:A:208:ILE:CG2	1:A:209:GLU:N	2.75	0.49
1:D:167:LYS:NZ	4:D:343:HOH:O	2.45	0.49
1:D:64:LEU:HD23	1:D:70:THR:HG22	1.95	0.49
1:H:93:ILE:HD13	1:H:114:ASN:OD1	2.12	0.49
1:F:20:MET:HE2	1:F:235:ALA:HB2	1.95	0.49
1:F:158:ALA:O	1:F:162:VAL:HG23	2.12	0.49
1:A:91:ALA:CB	1:A:113:LEU:HD11	2.39	0.49
1:H:32:VAL:HG23	1:H:81:LEU:HD21	1.94	0.49
1:D:19:ALA:HB2	1:D:228:PRO:HB3	1.95	0.49
1:D:96:THR:O	1:D:97:ALA:HB2	2.13	0.49

Continued on next page...

Continued from previous page...

Atom-1	Atom-2	Interatomic distance (Å)	Clash overlap (Å)
1:F:144:HIS:HA	1:F:147:VAL:O	2.12	0.49
1:B:112:ALA:HA	1:B:116:SER:HB2	1.95	0.49
1:G:190:THR:OG1	1:G:191:PRO:HD2	2.12	0.49
1:E:1:MET:CB	4:E:1188:HOH:O	2.60	0.49
1:A:60:LEU:CD1	1:A:76:LYS:HB3	2.43	0.49
1:F:65:SER:HB3	1:F:113:LEU:CD1	2.43	0.48
1:E:100:GLU:O	1:E:102:PHE:N	2.45	0.48
1:H:125:ALA:HB1	1:H:129:MET:HE3	1.94	0.48
1:C:86:ILE:HG12	1:C:136:ARG:HB2	1.94	0.48
1:F:155:TYR:CZ	1:F:159:LYS:HE3	2.48	0.48
1:H:33:ILE:N	1:H:33:ILE:HD13	2.12	0.48
1:A:246:MET:HG3	1:A:249:THR:HG21	1.94	0.48
1:B:252:SER:O	1:B:253:LEU:HD23	2.13	0.48
1:C:74:ILE:HD12	1:C:75:ALA:N	2.28	0.48
1:G:221:PRO:C	1:H:174:ALA:HB1	2.33	0.48
1:H:198:GLU:HA	1:H:201:SER:HB3	1.94	0.48
1:C:20:MET:HE1	1:C:140:ILE:HD11	1.96	0.48
1:B:74:ILE:CD1	1:B:74:ILE:H	2.26	0.48
1:G:86:ILE:HD13	1:G:136:ARG:HB2	1.94	0.48
1:H:58:TYR:HE1	1:H:81:LEU:HD23	1.77	0.48
1:D:238:LEU:HD23	1:D:246:MET:CE	2.44	0.48
1:E:97:ALA:H	1:E:151:ASN:HB3	1.78	0.48
1:H:215:LEU:C	1:H:215:LEU:HD23	2.34	0.48
1:A:196:GLN:O	1:A:200:ILE:HG22	2.14	0.48
1:A:118:VAL:HG12	1:A:165:LEU:HD13	1.94	0.48
1:G:222:SER:O	1:G:224:GLN:HG3	2.14	0.48
1:B:181:ASN:OD1	1:B:247:THR:HA	2.13	0.48
1:E:218:GLU:OE1	1:E:219:LYS:HE2	2.14	0.48
1:H:37:GLY:CA	1:H:42:ILE:HD11	2.44	0.48
1:A:219:LYS:O	1:A:221:PRO:HD3	2.13	0.48
1:E:93:ILE:CD1	1:E:110:ILE:HA	2.43	0.48
1:A:7:ALA:HB2	1:A:86:ILE:HB	1.94	0.48
1:G:33:ILE:HG22	1:G:34:ASN:N	2.29	0.48
1:A:220:GLN:HG3	1:A:254:ASP:O	2.14	0.48
1:B:200:ILE:HA	1:B:203:GLN:HB3	1.96	0.48
1:E:183:ILE:HG22	1:E:185:PRO:HD3	1.96	0.48
1:F:96:THR:O	1:F:97:ALA:HB2	2.13	0.48
1:G:202:GLN:C	1:G:204:LYS:H	2.16	0.48
1:C:10:THR:HB	1:C:64:LEU:HD11	1.96	0.48
1:H:74:ILE:CG1	1:H:124:ALA:HB1	2.44	0.48
1:G:44:ARG:HH11	1:G:44:ARG:CB	2.27	0.48

Continued on next page...

Continued from previous page...

Atom-1	Atom-2	Interatomic distance (Å)	Clash overlap (Å)
1:C:76:LYS:HE3	1:C:76:LYS:N	2.29	0.48
1:E:253:LEU:CD2	1:F:246:MET:HB2	2.44	0.48
1:H:93:ILE:CD1	1:H:110:ILE:HA	2.42	0.48
1:A:187:TRP:HZ3	1:A:196:GLN:HE22	1.62	0.48
1:B:127:PRO:HA	1:B:130:GLN:HE21	1.78	0.48
1:E:194:GLU:HA	1:E:197:ILE:HD12	1.96	0.48
1:G:200:ILE:HG12	1:G:200:ILE:O	2.13	0.48
1:D:188:VAL:O	1:D:190:THR:N	2.46	0.48
1:H:16:ILE:O	1:H:20:MET:HG3	2.14	0.47
1:E:197:ILE:O	1:E:200:ILE:HG22	2.14	0.47
1:H:140:ILE:HG22	1:H:140:ILE:O	2.13	0.47
1:B:3:LYS:HG2	4:B:302:HOH:O	2.13	0.47
1:E:59:TYR:O	1:E:60:LEU:HD23	2.14	0.47
1:F:142:SER:HA	1:F:185:PRO:HD2	1.96	0.47
1:B:6:LYS:HE3	1:B:82:GLY:O	2.14	0.47
1:E:64:LEU:HB2	1:E:113:LEU:CD1	2.44	0.47
1:D:10:THR:HB	1:D:64:LEU:CD1	2.44	0.47
1:G:206:ILE:CB	1:G:210:ALA:HB3	2.41	0.47
1:G:74:ILE:O	1:G:77:ALA:HB3	2.14	0.47
1:C:221:PRO:HG2	1:C:255:GLY:O	2.14	0.47
1:H:216:LEU:HD11	1:H:225:PHE:CE1	2.49	0.47
1:G:257:TRP:C	1:G:257:TRP:CD1	2.88	0.47
1:E:92:GLY:C	1:E:93:ILE:HG13	2.34	0.47
1:E:230:GLN:NE2	1:F:244:ASP:HB2	2.30	0.47
1:H:200:ILE:HA	1:H:203:GLN:HB3	1.97	0.47
1:H:204:LYS:O	1:H:206:ILE:HG12	2.15	0.47
1:A:97:ALA:H	1:A:151:ASN:HB3	1.79	0.47
1:A:60:LEU:HD13	1:A:76:LYS:HB3	1.97	0.47
1:A:170:ALA:HB1	1:A:247:THR:OG1	2.15	0.47
1:G:137:ILE:O	1:G:180:CYS:HA	2.14	0.47
1:D:38:GLN:CD	1:D:40:GLU:OE2	2.53	0.47
1:A:32:VAL:HA	1:A:58:TYR:O	2.15	0.47
1:F:16:ILE:HD11	1:F:188:VAL:HG11	1.97	0.47
1:H:16:ILE:HG22	1:H:20:MET:CE	2.45	0.47
1:E:150:VAL:HG23	3:E:272:CL:CL	2.51	0.47
1:G:246:MET:HE2	1:H:251:LEU:HD11	1.97	0.47
1:H:152:LYS:O	1:H:156:VAL:HG23	2.15	0.46
1:A:2:LEU:HB3	1:A:5:LYS:HG3	1.95	0.46
1:B:251:LEU:CD2	1:B:253:LEU:HD21	2.45	0.46
1:E:98:PRO:O	1:E:99:ILE:C	2.54	0.46
1:B:3:LYS:HB2	1:B:3:LYS:HZ2	1.78	0.46

Continued on next page...

Continued from previous page...

Atom-1	Atom-2	Interatomic distance (Å)	Clash overlap (Å)
1:H:100:GLU:HG2	1:H:101:GLU:HG3	1.97	0.46
1:D:216:LEU:HD11	1:D:225:PHE:CE1	2.49	0.46
1:A:38:GLN:O	1:A:40:GLU:N	2.49	0.46
1:F:65:SER:HB3	1:F:113:LEU:HD11	1.96	0.46
1:C:40:GLU:CD	1:C:40:GLU:H	2.18	0.46
1:A:87:LEU:HD12	1:A:88:VAL:H	1.80	0.46
1:D:23:GLU:HG3	4:D:369:HOH:O	2.14	0.46
1:E:136:ARG:HG3	1:E:239:SER:HA	1.98	0.46
1:B:48:THR:O	1:B:52:LYS:N	2.48	0.46
1:B:208:ILE:H	1:B:208:ILE:CD1	2.27	0.46
1:D:19:ALA:CB	1:D:228:PRO:HB3	2.45	0.46
1:A:181:ASN:OD1	1:A:249:THR:HG22	2.16	0.46
1:C:190:THR:CG2	1:C:193:VAL:HG23	2.37	0.46
1:H:94:GLN:HE22	1:H:152:LYS:HE2	1.81	0.46
1:H:218:GLU:HG2	1:H:219:LYS:HE2	1.98	0.46
1:H:41:ASP:O	1:H:45:GLU:HG2	2.15	0.46
1:A:216:LEU:HD11	1:A:225:PHE:CD1	2.50	0.46
1:C:32:VAL:HG23	1:C:81:LEU:CG	2.45	0.46
1:G:49:LEU:HD23	1:G:53:PHE:HE2	1.80	0.46
1:B:7:ALA:CB	1:B:86:ILE:HB	2.46	0.46
1:E:9:VAL:CG1	1:E:12:SER:HB3	2.46	0.46
1:H:123:ALA:O	1:H:127:PRO:HD3	2.15	0.46
1:A:148:ALA:HB1	1:D:168:VAL:HG22	1.98	0.46
1:B:146:LEU:O	1:C:167:LYS:NZ	2.49	0.46
1:A:12:SER:OG	1:A:33:ILE:HA	2.15	0.46
1:A:139:ASN:O	1:A:182:ALA:HA	2.15	0.46
1:H:95:HIS:CE1	1:H:106:LYS:HE3	2.51	0.46
1:E:44:ARG:O	1:E:48:THR:CG2	2.63	0.46
1:F:1:MET:CE	1:F:26:LYS:O	2.63	0.46
1:B:151:ASN:HA	1:C:172:GLU:OE2	2.16	0.46
1:D:6:LYS:HD2	1:D:83:GLY:HA3	1.98	0.46
1:A:43:GLU:OE2	1:A:47:SER:HB2	2.16	0.46
1:D:7:ALA:O	1:D:31:VAL:HA	2.16	0.46
1:B:62:ALA:CB	1:B:73:PHE:HB2	2.46	0.46
1:E:193:VAL:O	1:E:197:ILE:HG13	2.15	0.46
1:B:90:ASN:CB	1:B:140:ILE:HD12	2.34	0.46
1:G:194:GLU:O	1:G:197:ILE:HB	2.16	0.46
1:E:93:ILE:CD1	1:E:110:ILE:HD13	2.46	0.46
1:A:125:ALA:HB1	1:A:129:MET:CE	2.45	0.46
1:B:215:LEU:HD23	1:B:215:LEU:C	2.36	0.46
1:E:20:MET:HG2	1:E:232:GLY:HA2	1.98	0.46

Continued on next page...

Continued from previous page...

Atom-1	Atom-2	Interatomic distance (Å)	Clash overlap (Å)
1:H:12:SER:OG	1:H:33:ILE:HA	2.15	0.46
1:A:44:ARG:HH11	1:A:44:ARG:CB	2.27	0.46
1:F:46:ARG:HH12	1:F:50:GLU:CD	2.20	0.46
1:G:189:ARG:HH22	1:G:208:ILE:CG1	2.28	0.45
1:G:246:MET:HG3	1:H:252:SER:O	2.16	0.45
1:A:163:VAL:O	1:A:166:THR:HB	2.17	0.45
1:B:70:THR:O	1:B:74:ILE:HD12	2.16	0.45
1:H:254:ASP:HB2	1:H:257:TRP:HB2	1.96	0.45
1:B:144:HIS:HA	1:B:147:VAL:O	2.16	0.45
1:B:165:LEU:O	1:B:165:LEU:HD23	2.15	0.45
1:D:13:THR:HG23	1:D:34:ASN:O	2.15	0.45
1:G:76:LYS:HA	1:G:76:LYS:CE	2.37	0.45
1:H:252:SER:C	1:H:253:LEU:HD23	2.37	0.45
1:E:246:MET:HA	4:E:1010:HOH:O	2.16	0.45
1:G:189:ARG:NH2	1:G:208:ILE:HG12	2.29	0.45
1:E:99:ILE:HD13	1:E:153:SER:CB	2.46	0.45
1:G:188:VAL:HG22	1:G:226:VAL:HB	1.98	0.45
1:H:197:ILE:O	1:H:201:SER:HB2	2.17	0.45
1:B:3:LYS:HZ3	1:B:3:LYS:HB2	1.81	0.45
1:G:14:SER:HA	1:G:18:LEU:HD23	1.99	0.45
1:H:245:GLN:HA	4:H:709:HOH:O	2.14	0.45
1:G:45:GLU:HA	1:G:48:THR:HG22	1.99	0.45
1:C:251:LEU:HD22	1:C:253:LEU:HD21	1.98	0.45
1:G:136:ARG:NE	1:G:238:LEU:O	2.47	0.45
1:E:104:VAL:HG12	1:H:120:HIS:HE1	1.80	0.45
1:A:96:THR:O	1:A:97:ALA:HB2	2.17	0.45
1:C:32:VAL:HG23	1:C:81:LEU:HG	1.97	0.45
1:G:111:ILE:O	1:G:115:LEU:HB3	2.17	0.45
1:E:38:GLN:OE1	1:E:38:GLN:HA	2.14	0.45
1:F:26:LYS:C	1:F:28:GLY:N	2.70	0.45
1:E:34:ASN:HD21	1:E:62:ALA:HB3	1.81	0.45
1:H:3:LYS:HA	1:H:28:GLY:O	2.16	0.45
1:E:74:ILE:CG1	1:E:124:ALA:HB1	2.47	0.45
1:B:13:THR:HG23	1:B:34:ASN:C	2.37	0.45
1:F:172:GLU:OE1	1:G:99:ILE:HG13	2.17	0.45
1:A:71:ARG:HH21	1:D:104:VAL:HG12	1.80	0.45
1:D:50:GLU:HG3	1:D:55:VAL:O	2.17	0.45
1:D:93:ILE:HG23	1:D:113:LEU:HD23	1.99	0.45
1:H:122:THR:HG22	1:H:126:LEU:CG	2.47	0.45
1:G:254:ASP:OD2	1:G:258:THR:HG23	2.17	0.45
1:E:107:TRP:CE2	1:E:111:ILE:HD11	2.52	0.45

Continued on next page...

Continued from previous page...

Atom-1	Atom-2	Interatomic distance (Å)	Clash overlap (Å)
1:D:144:HIS:HA	1:D:147:VAL:O	2.17	0.45
1:F:190:THR:HG22	1:F:192:LEU:N	2.32	0.45
1:D:45:GLU:OE2	1:D:48:THR:HG21	2.17	0.45
1:E:74:ILE:HG12	1:E:124:ALA:HB1	1.99	0.45
1:G:206:ILE:HD13	1:G:211:ALA:HB2	1.98	0.45
1:F:200:ILE:HD11	1:F:214:GLU:CG	2.47	0.45
1:D:94:GLN:NE2	1:D:152:LYS:HE2	2.32	0.45
1:G:22:THR:OG1	1:G:49:LEU:HD21	2.17	0.45
1:C:163:VAL:HG12	1:C:167:LYS:HE3	1.99	0.45
1:D:10:THR:HB	1:D:64:LEU:HD11	2.00	0.44
1:F:190:THR:CG2	1:F:192:LEU:H	2.29	0.44
1:G:84:LEU:HD22	1:G:129:MET:HE3	1.98	0.44
1:E:94:GLN:O	1:E:95:HIS:HB2	2.17	0.44
1:A:67:ALA:O	1:A:70:THR:HG23	2.17	0.44
1:E:2:LEU:O	1:E:5:LYS:HB2	2.17	0.44
1:B:190:THR:HB	1:B:193:VAL:CG2	2.45	0.44
1:H:40:GLU:N	1:H:40:GLU:CD	2.66	0.44
1:E:113:LEU:O	1:E:117:ALA:HB3	2.17	0.44
1:G:86:ILE:CD1	1:G:136:ARG:HB2	2.48	0.44
1:C:78:ALA:HA	1:C:83:GLY:O	2.18	0.44
1:E:200:ILE:HD13	1:E:200:ILE:C	2.38	0.44
1:E:197:ILE:O	1:E:200:ILE:CG2	2.66	0.44
1:B:66:ASP:O	1:B:70:THR:HG23	2.18	0.44
1:G:25:ALA:O	1:G:28:GLY:N	2.44	0.44
1:B:41:ASP:HA	1:B:44:ARG:HH12	1.83	0.44
1:A:87:LEU:HD12	1:A:88:VAL:N	2.32	0.44
1:A:141:ALA:O	1:A:142:SER:HB2	2.18	0.44
1:A:218:GLU:HG2	1:A:219:LYS:HG2	1.99	0.44
1:D:33:ILE:CG2	1:D:34:ASN:N	2.81	0.44
1:G:126:LEU:HB2	1:G:127:PRO:HD3	1.99	0.44
1:F:152:LYS:O	1:F:153:SER:C	2.55	0.44
1:A:190:THR:CG2	1:A:193:VAL:HG23	2.45	0.44
1:E:218:GLU:HB3	4:E:1120:HOH:O	2.16	0.44
1:E:6:LYS:HB3	1:E:81:LEU:HB3	1.99	0.44
1:G:222:SER:O	1:G:223:LEU:HB2	2.17	0.44
1:A:155:TYR:O	1:A:159:LYS:HG2	2.18	0.44
1:B:159:LYS:O	1:B:163:VAL:HG23	2.18	0.44
1:A:197:ILE:O	1:A:200:ILE:CG2	2.65	0.44
1:D:94:GLN:HE22	1:D:152:LYS:HE2	1.82	0.44
1:A:150:VAL:HG13	1:D:172:GLU:HG2	2.00	0.44
1:H:125:ALA:HB1	1:H:129:MET:HE2	1.98	0.44

Continued on next page...

Continued from previous page...

Atom-1	Atom-2	Interatomic distance (Å)	Clash overlap (Å)
1:F:181:ASN:OD1	1:F:247:THR:HA	2.18	0.44
1:C:7:ALA:O	1:C:31:VAL:HA	2.18	0.44
1:D:64:LEU:HD22	1:D:70:THR:HB	1.99	0.44
1:D:140:ILE:O	1:D:140:ILE:HG22	2.18	0.44
1:D:192:LEU:H	1:D:192:LEU:HD23	1.83	0.44
1:B:71:ARG:O	1:B:74:ILE:CD1	2.66	0.44
1:A:96:THR:HG23	1:A:151:ASN:HB2	2.00	0.44
1:D:40:GLU:H	1:D:40:GLU:CD	2.21	0.44
1:C:213:ARG:HG3	4:C:309:HOH:O	2.18	0.44
1:G:159:LYS:O	1:G:163:VAL:HG23	2.17	0.44
1:D:113:LEU:O	1:D:117:ALA:HB3	2.18	0.44
1:G:193:VAL:CG1	1:G:193:VAL:O	2.60	0.44
1:A:84:LEU:HD22	1:A:129:MET:CE	2.47	0.44
1:B:197:ILE:CG1	1:B:215:LEU:HD13	2.48	0.44
1:G:167:LYS:O	1:G:171:LEU:HG	2.18	0.44
1:C:93:ILE:CG1	1:C:110:ILE:HD13	2.47	0.43
1:G:208:ILE:CG2	1:G:209:GLU:N	2.79	0.43
1:B:93:ILE:HG23	1:B:113:LEU:CD2	2.48	0.43
1:G:76:LYS:HE3	1:G:76:LYS:CA	2.41	0.43
1:A:90:ASN:O	1:A:91:ALA:O	2.35	0.43
1:G:254:ASP:HB2	1:G:257:TRP:CB	2.48	0.43
1:B:130:GLN:HB2	1:B:130:GLN:HE21	1.61	0.43
1:F:4:GLY:O	1:F:5:LYS:C	2.57	0.43
1:C:186:GLY:O	1:C:188:VAL:HG23	2.18	0.43
1:H:9:VAL:HG22	1:H:88:VAL:HB	2.00	0.43
1:H:122:THR:HG22	1:H:126:LEU:HG	2.00	0.43
1:B:170:ALA:HB1	1:B:247:THR:OG1	2.18	0.43
1:A:9:VAL:HG12	1:A:12:SER:HB3	1.99	0.43
1:D:209:GLU:HA	1:D:209:GLU:OE1	2.18	0.43
1:H:183:ILE:O	1:H:185:PRO:HD3	2.19	0.43
1:B:32:VAL:HG23	1:B:81:LEU:CD2	2.41	0.43
1:E:9:VAL:HG22	1:E:88:VAL:HB	2.00	0.43
1:H:38:GLN:OE1	1:H:38:GLN:HA	2.17	0.43
1:D:6:LYS:HD2	1:D:83:GLY:CA	2.49	0.43
1:B:32:VAL:HA	1:B:58:TYR:O	2.18	0.43
1:B:45:GLU:HA	1:B:48:THR:CG2	2.48	0.43
1:F:20:MET:CE	1:F:235:ALA:HB2	2.49	0.43
1:E:200:ILE:HD13	1:E:206:ILE:HD11	2.01	0.43
1:E:106:LYS:O	1:E:110:ILE:HG12	2.19	0.43
1:F:206:ILE:CD1	1:F:211:ALA:HB2	2.48	0.43
1:B:208:ILE:HD12	1:B:208:ILE:H	1.82	0.43

Continued on next page...

Continued from previous page...

Atom-1	Atom-2	Interatomic distance (Å)	Clash overlap (Å)
1:B:209:GLU:HB3	1:B:213:ARG:HH12	1.84	0.43
1:E:96:THR:O	1:E:97:ALA:CB	2.67	0.43
1:A:246:MET:HE3	1:B:252:SER:O	2.18	0.43
1:H:254:ASP:CG	1:H:257:TRP:HB3	2.39	0.43
1:B:107:TRP:O	1:B:111:ILE:HG12	2.19	0.43
1:F:102:PHE:HA	1:F:103:PRO:HD3	1.89	0.43
1:B:6:LYS:HD2	1:B:83:GLY:CA	2.49	0.43
1:G:198:GLU:C	1:G:200:ILE:N	2.73	0.43
1:F:13:THR:HG23	1:F:34:ASN:C	2.39	0.43
1:B:33:ILE:HD11	1:B:49:LEU:CD1	2.49	0.43
1:A:74:ILE:O	1:A:77:ALA:HB3	2.19	0.43
1:E:249:THR:HG23	1:E:250:THR:N	2.32	0.43
1:A:60:LEU:HA	1:A:60:LEU:HD23	1.88	0.43
1:A:12:SER:HA	1:A:17:GLY:HA3	2.01	0.43
1:G:84:LEU:HD23	1:G:84:LEU:C	2.37	0.43
1:F:129:MET:CE	1:F:136:ARG:H	2.31	0.43
1:F:245:GLN:OE1	1:F:245:GLN:HA	2.18	0.43
1:G:208:ILE:HG23	1:G:209:GLU:H	1.84	0.43
1:B:93:ILE:HG23	1:B:113:LEU:HD23	2.01	0.43
1:D:190:THR:HG23	1:D:192:LEU:HD23	2.00	0.43
1:G:113:LEU:O	1:G:117:ALA:HB3	2.19	0.43
1:D:30:ASP:OD2	1:D:56:LYS:HB2	2.19	0.43
1:A:254:ASP:HB2	1:A:257:TRP:HB3	2.01	0.43
1:E:155:TYR:O	1:E:159:LYS:HG2	2.19	0.43
1:H:44:ARG:HH11	1:H:44:ARG:HB3	1.84	0.42
1:A:197:ILE:HD11	1:A:225:PHE:HZ	1.83	0.42
1:D:150:VAL:CG1	1:D:151:ASN:ND2	2.78	0.42
1:F:200:ILE:HD11	1:F:214:GLU:HG2	2.00	0.42
1:F:218:GLU:O	1:F:260:ARG:NH2	2.52	0.42
1:D:38:GLN:OE1	1:D:39:PRO:HD2	2.19	0.42
1:F:129:MET:CB	1:F:178:ILE:HD12	2.49	0.42
1:A:260:ARG:HB3	1:B:171:LEU:HD11	2.01	0.42
1:G:67:ALA:O	1:G:71:ARG:HD2	2.19	0.42
1:H:231:LEU:HD23	1:H:253:LEU:CD1	2.44	0.42
1:F:200:ILE:HG23	1:F:211:ALA:HB1	2.01	0.42
1:F:129:MET:HB3	1:F:178:ILE:HD12	2.01	0.42
1:A:31:VAL:HG21	1:A:49:LEU:HD13	2.01	0.42
1:G:59:TYR:OH	1:G:61:ASN:HB2	2.19	0.42
1:D:5:LYS:HD3	1:D:5:LYS:HA	1.91	0.42
1:A:252:SER:C	1:A:253:LEU:HD23	2.40	0.42
1:B:74:ILE:HD11	1:B:124:ALA:CB	2.50	0.42

Continued on next page...

Continued from previous page...

Atom-1	Atom-2	Interatomic distance (Å)	Clash overlap (Å)
1:E:246:MET:HB2	1:E:246:MET:HE2	1.83	0.42
1:A:107:TRP:CE3	1:A:154:ALA:HB2	2.54	0.42
1:D:38:GLN:HA	1:D:39:PRO:HD2	1.69	0.42
1:A:126:LEU:O	1:A:130:GLN:N	2.44	0.42
1:F:82:GLY:HA3	4:F:1237:HOH:O	2.18	0.42
1:G:192:LEU:C	1:G:194:GLU:H	2.23	0.42
1:H:20:MET:HE1	1:H:140:ILE:HG12	2.01	0.42
1:G:74:ILE:HG12	1:G:124:ALA:HB3	2.00	0.42
1:A:90:ASN:O	1:A:91:ALA:C	2.57	0.42
1:B:208:ILE:HD12	1:B:208:ILE:N	2.34	0.42
1:G:110:ILE:O	1:G:114:ASN:HB2	2.19	0.42
1:E:206:ILE:O	1:E:207:ASP:O	2.36	0.42
1:D:10:THR:O	1:D:90:ASN:HB3	2.19	0.42
1:D:64:LEU:C	1:D:66:ASP:H	2.21	0.42
1:D:16:ILE:HG22	1:D:20:MET:CE	2.50	0.42
1:A:50:GLU:HG3	1:A:57:ALA:H	1.83	0.42
1:G:14:SER:HA	1:G:18:LEU:CD2	2.49	0.42
1:C:129:MET:C	1:C:178:ILE:HD11	2.40	0.42
1:C:170:ALA:HB1	1:C:247:THR:HG23	2.01	0.42
1:E:220:GLN:HG3	1:E:254:ASP:O	2.19	0.42
1:F:203:GLN:HE21	1:F:203:GLN:HB3	1.63	0.42
1:G:74:ILE:HD11	1:G:124:ALA:CB	2.42	0.42
1:G:230:GLN:HE22	1:H:245:GLN:HG2	1.84	0.42
1:D:18:LEU:CD2	1:D:45:GLU:HG2	2.50	0.42
1:E:172:GLU:HG3	1:H:150:VAL:CG1	2.48	0.42
1:F:50:GLU:HA	1:F:55:VAL:O	2.20	0.42
1:B:102:PHE:HA	1:B:103:PRO:HD3	1.90	0.42
1:C:222:SER:O	1:C:224:GLN:HG3	2.19	0.42
1:E:74:ILE:O	1:E:74:ILE:HD12	2.20	0.42
1:B:33:ILE:CG2	1:B:34:ASN:H	2.32	0.42
1:C:204:LYS:HE2	1:C:214:GLU:OE1	2.20	0.42
1:H:130:GLN:HE21	1:H:130:GLN:HB2	1.61	0.42
1:B:252:SER:C	1:B:253:LEU:HD23	2.40	0.42
1:H:90:ASN:HA	1:H:140:ILE:HB	2.02	0.42
1:C:90:ASN:OD1	1:C:140:ILE:HG21	2.19	0.42
1:F:13:THR:O	1:F:14:SER:HB3	2.20	0.42
1:F:93:ILE:HD13	1:F:93:ILE:H	1.85	0.42
1:A:20:MET:HE2	1:A:88:VAL:HG11	1.99	0.42
1:E:150:VAL:HG12	1:E:151:ASN:N	2.35	0.42
1:C:144:HIS:NE2	1:C:149:SER:HB2	2.35	0.42
1:A:59:TYR:O	1:A:60:LEU:HD23	2.19	0.42

Continued on next page...

Continued from previous page...

Atom-1	Atom-2	Interatomic distance (Å)	Clash overlap (Å)
1:D:112:ALA:O	1:D:116:SER:HB2	2.19	0.42
1:B:189:ARG:NH2	1:B:208:ILE:CG2	2.83	0.41
1:F:33:ILE:HG23	1:F:34:ASN:N	2.35	0.41
1:A:46:ARG:NH1	1:A:50:GLU:OE2	2.53	0.41
1:F:246:MET:HE2	1:F:246:MET:HB2	1.68	0.41
1:H:88:VAL:HG13	1:H:140:ILE:HD11	2.02	0.41
1:G:237:PHE:HE2	1:G:246:MET:HE1	1.86	0.41
1:E:96:THR:HG23	1:E:151:ASN:HB2	2.02	0.41
1:A:241:ALA:O	1:A:244:ASP:N	2.50	0.41
1:F:85:ASP:O	1:F:129:MET:HE2	2.19	0.41
1:A:190:THR:CG2	1:A:193:VAL:H	2.29	0.41
1:G:58:TYR:HE1	1:G:81:LEU:HD23	1.84	0.41
1:B:150:VAL:HG12	1:B:151:ASN:CG	2.41	0.41
1:F:90:ASN:ND2	1:F:91:ALA:H	2.17	0.41
1:C:226:VAL:HG21	1:C:253:LEU:O	2.20	0.41
1:D:106:LYS:HD3	1:D:106:LYS:HA	1.78	0.41
1:F:136:ARG:HD3	1:F:179:THR:OG1	2.20	0.41
1:E:229:GLU:HB2	4:E:1165:HOH:O	2.19	0.41
1:A:6:LYS:HD3	1:A:81:LEU:O	2.20	0.41
1:D:46:ARG:HD2	1:D:57:ALA:O	2.21	0.41
1:D:70:THR:O	1:D:74:ILE:HG22	2.20	0.41
1:E:96:THR:HG23	1:E:151:ASN:HB3	2.02	0.41
1:B:112:ALA:O	1:B:116:SER:HB2	2.20	0.41
1:B:1:MET:HE3	1:B:240:SER:HA	2.02	0.41
1:F:120:HIS:HE1	1:G:104:VAL:HG12	1.86	0.41
1:F:126:LEU:HB2	1:F:127:PRO:HD3	2.03	0.41
1:D:254:ASP:HB2	1:D:257:TRP:CB	2.50	0.41
1:H:200:ILE:HD11	1:H:204:LYS:HG3	2.02	0.41
1:B:197:ILE:HG21	1:B:212:ALA:HB2	2.01	0.41
1:C:125:ALA:O	1:C:129:MET:HG3	2.21	0.41
1:H:70:THR:O	1:H:73:PHE:HB3	2.20	0.41
1:C:197:ILE:CG2	1:C:208:ILE:HD12	2.51	0.41
1:D:168:VAL:CG1	1:D:172:GLU:OE2	2.68	0.41
1:E:173:ASN:HA	1:E:176:LYS:HE3	2.01	0.41
1:C:67:ALA:HB1	1:C:120:HIS:CE1	2.55	0.41
1:E:144:HIS:NE2	1:E:149:SER:HB2	2.35	0.41
1:E:42:ILE:HD12	1:E:42:ILE:N	2.35	0.41
1:G:246:MET:HE2	1:H:251:LEU:CD1	2.50	0.41
1:H:137:ILE:O	1:H:180:CYS:HA	2.20	0.41
1:G:58:TYR:CE1	1:G:81:LEU:HD23	2.55	0.41
1:H:136:ARG:NH2	1:H:244:ASP:OD1	2.54	0.41

Continued on next page...

Continued from previous page...

Atom-1	Atom-2	Interatomic distance (Å)	Clash overlap (Å)
1:E:173:ASN:HA	1:E:176:LYS:HE2	2.03	0.41
1:D:135:GLY:O	1:D:136:ARG:HG2	2.21	0.41
1:D:245:GLN:HB2	4:D:353:HOH:O	2.21	0.41
1:A:134:TRP:C	1:A:134:TRP:CD1	2.94	0.41
1:E:164:GLY:O	1:E:168:VAL:HG23	2.19	0.41
1:B:190:THR:CG2	1:B:191:PRO:HD2	2.44	0.41
1:H:95:HIS:CG	1:H:106:LYS:HD2	2.56	0.41
1:B:219:LYS:O	1:B:221:PRO:HD3	2.21	0.41
1:G:45:GLU:HA	1:G:48:THR:CG2	2.50	0.41
1:A:74:ILE:C	1:A:74:ILE:HD12	2.41	0.41
1:C:32:VAL:CG2	1:C:81:LEU:HG	2.50	0.41
1:E:104:VAL:O	1:E:108:ASN:ND2	2.54	0.41
1:A:45:GLU:O	1:A:48:THR:HG22	2.21	0.41
1:B:110:ILE:O	1:B:114:ASN:HB2	2.21	0.41
1:E:93:ILE:HD11	1:E:110:ILE:HA	2.01	0.41
1:G:6:LYS:HB3	1:G:81:LEU:HD13	2.03	0.41
1:E:74:ILE:HD11	1:E:124:ALA:C	2.41	0.41
1:F:90:ASN:CG	1:F:91:ALA:N	2.72	0.41
1:C:32:VAL:HG23	1:C:81:LEU:HD21	2.03	0.41
1:B:96:THR:O	1:B:97:ALA:HB2	2.21	0.41
1:C:123:ALA:O	1:C:127:PRO:HD3	2.21	0.41
1:G:216:LEU:O	1:G:220:GLN:N	2.47	0.40
1:D:142:SER:CA	1:D:185:PRO:HD2	2.42	0.40
1:E:110:ILE:HB	1:E:154:ALA:HB1	2.03	0.40
1:A:197:ILE:CD1	1:A:212:ALA:HA	2.47	0.40
1:F:206:ILE:HD12	1:F:206:ILE:O	2.21	0.40
1:E:32:VAL:HG23	1:E:81:LEU:CD2	2.48	0.40
1:A:97:ALA:N	1:A:151:ASN:HB3	2.36	0.40
1:B:179:THR:HB	1:B:247:THR:HB	2.04	0.40
1:E:142:SER:C	1:E:144:HIS:N	2.73	0.40
1:F:103:PRO:HB2	1:F:106:LYS:HB2	2.04	0.40
1:B:71:ARG:O	1:B:74:ILE:HD11	2.21	0.40
1:B:208:ILE:O	1:B:210:ALA:N	2.54	0.40
1:E:67:ALA:O	1:E:68:GLN:C	2.60	0.40
1:D:210:ALA:HA	1:D:213:ARG:CZ	2.52	0.40
1:B:197:ILE:HD11	1:B:225:PHE:HZ	1.86	0.40
1:F:129:MET:HE1	1:F:136:ARG:H	1.87	0.40
1:D:128:ILE:O	1:D:132:GLN:HG3	2.22	0.40
1:C:143:ALA:C	1:C:145:GLY:H	2.24	0.40
4:A:281:HOH:O	1:B:259:ALA:HB2	2.22	0.40
1:A:126:LEU:HD23	1:A:126:LEU:HA	1.94	0.40

Continued on next page...

Continued from previous page...

Atom-1	Atom-2	Interatomic distance (Å)	Clash overlap (Å)
1:D:44:ARG:HG2	1:D:44:ARG:HH11	1.86	0.40
1:H:208:ILE:HG23	1:H:209:GLU:H	1.86	0.40
1:F:106:LYS:HA	1:F:106:LYS:HD3	1.82	0.40
1:G:200:ILE:HA	1:G:203:GLN:NE2	2.33	0.40
1:H:198:GLU:C	1:H:200:ILE:N	2.75	0.40
1:C:237:PHE:CE2	1:C:246:MET:HE1	2.57	0.40
1:G:190:THR:HG23	1:G:193:VAL:HB	2.04	0.40
1:C:74:ILE:HD12	1:C:74:ILE:C	2.41	0.40
1:H:150:VAL:HG23	3:H:269:CL:CL	2.58	0.40
1:A:230:GLN:HE22	1:B:245:GLN:HG2	1.87	0.40
1:B:46:ARG:HH12	1:B:50:GLU:CD	2.24	0.40
1:D:13:THR:HG21	1:D:42:ILE:HD12	2.03	0.40
1:F:149:SER:HA	3:F:271:CL:CL	2.58	0.40
1:F:165:LEU:O	1:F:166:THR:C	2.57	0.40

There are no symmetry-related clashes.

5.3 Torsion angles [i](#)

5.3.1 Protein backbone [i](#)

In the following table, the Percentiles column shows the percent Ramachandran outliers of the chain as a percentile score with respect to all X-ray entries followed by that with respect to entries of similar resolution.

The Analysed column shows the number of residues for which the backbone conformation was analysed, and the total number of residues.

Mol	Chain	Analysed	Favoured	Allowed	Outliers	Percentiles	
1	A	258/260 (99%)	232 (90%)	22 (8%)	4 (2%)	12	8
1	B	258/260 (99%)	236 (92%)	20 (8%)	2 (1%)	24	22
1	C	258/260 (99%)	243 (94%)	12 (5%)	3 (1%)	16	12
1	D	258/260 (99%)	229 (89%)	27 (10%)	2 (1%)	24	22
1	E	258/260 (99%)	226 (88%)	24 (9%)	8 (3%)	5	2
1	F	258/260 (99%)	241 (93%)	16 (6%)	1 (0%)	39	42
1	G	258/260 (99%)	229 (89%)	24 (9%)	5 (2%)	10	6
1	H	258/260 (99%)	227 (88%)	28 (11%)	3 (1%)	16	12
All	All	2064/2080 (99%)	1863 (90%)	173 (8%)	28 (1%)	14	10

All (28) Ramachandran outliers are listed below:

Mol	Chain	Res	Type
1	A	91	ALA
1	B	208	ILE
1	E	67	ALA
1	E	95	HIS
1	E	97	ALA
1	E	189	ARG
1	E	207	ASP
1	B	209	GLU
1	C	91	ALA
1	E	93	ILE
1	E	101	GLU
1	E	217	ALA
1	A	39	PRO
1	D	91	ALA
1	A	141	ALA
1	D	141	ALA
1	G	141	ALA
1	G	142	SER
1	G	207	ASP
1	C	189	ARG
1	F	141	ALA
1	G	193	VAL
1	H	39	PRO
1	A	84	LEU
1	H	99	ILE
1	C	39	PRO
1	H	33	ILE
1	G	97	ALA

5.3.2 Protein sidechains ⓘ

In the following table, the Percentiles column shows the percent sidechain outliers of the chain as a percentile score with respect to all X-ray entries followed by that with respect to entries of similar resolution.

The Analysed column shows the number of residues for which the sidechain conformation was analysed, and the total number of residues.

Mol	Chain	Analysed	Rotameric	Outliers	Percentiles	
1	A	192/192 (100%)	187 (97%)	5 (3%)	54	66
1	B	192/192 (100%)	177 (92%)	15 (8%)	16	15

Continued on next page...

Continued from previous page...

Mol	Chain	Analysed	Rotameric	Outliers	Percentiles	
1	C	192/192 (100%)	174 (91%)	18 (9%)	11	10
1	D	192/192 (100%)	181 (94%)	11 (6%)	25	29
1	E	192/192 (100%)	178 (93%)	14 (7%)	17	18
1	F	192/192 (100%)	183 (95%)	9 (5%)	32	39
1	G	192/192 (100%)	181 (94%)	11 (6%)	25	29
1	H	192/192 (100%)	179 (93%)	13 (7%)	20	21
All	All	1536/1536 (100%)	1440 (94%)	96 (6%)	22	24

All (96) residues with a non-rotameric sidechain are listed below:

Mol	Chain	Res	Type
1	A	34	ASN
1	A	70	THR
1	A	72	ASP
1	A	250	THR
1	A	251	LEU
1	B	34	ASN
1	B	40	GLU
1	B	45	GLU
1	B	48	THR
1	B	70	THR
1	B	74	ILE
1	B	84	LEU
1	B	105	ASP
1	B	130	GLN
1	B	134	TRP
1	B	142	SER
1	B	191	PRO
1	B	192	LEU
1	B	201	SER
1	B	206	ILE
1	C	1	MET
1	C	33	ILE
1	C	34	ASN
1	C	38	GLN
1	C	44	ARG
1	C	45	GLU
1	C	58	TYR
1	C	65	SER
1	C	70	THR

Continued on next page...

Continued from previous page...

Mol	Chain	Res	Type
1	C	76	LYS
1	C	93	ILE
1	C	94	GLN
1	C	140	ILE
1	C	165	LEU
1	C	198	GLU
1	C	207	ASP
1	C	208	ILE
1	C	251	LEU
1	D	23	GLU
1	D	70	THR
1	D	72	ASP
1	D	74	ILE
1	D	84	LEU
1	D	94	GLN
1	D	105	ASP
1	D	190	THR
1	D	191	PRO
1	D	200	ILE
1	D	213	ARG
1	E	23	GLU
1	E	43	GLU
1	E	45	GLU
1	E	48	THR
1	E	70	THR
1	E	84	LEU
1	E	116	SER
1	E	165	LEU
1	E	190	THR
1	E	192	LEU
1	E	200	ILE
1	E	207	ASP
1	E	246	MET
1	E	251	LEU
1	F	36	PHE
1	F	45	GLU
1	F	70	THR
1	F	93	ILE
1	F	96	THR
1	F	165	LEU
1	F	190	THR
1	F	203	GLN

Continued on next page...

Continued from previous page...

Mol	Chain	Res	Type
1	F	218	GLU
1	G	6	LYS
1	G	43	GLU
1	G	44	ARG
1	G	76	LYS
1	G	149	SER
1	G	165	LEU
1	G	187	TRP
1	G	190	THR
1	G	203	GLN
1	G	206	ILE
1	G	251	LEU
1	H	33	ILE
1	H	39	PRO
1	H	41	ASP
1	H	48	THR
1	H	58	TYR
1	H	74	ILE
1	H	90	ASN
1	H	93	ILE
1	H	105	ASP
1	H	149	SER
1	H	192	LEU
1	H	202	GLN
1	H	244	ASP

Some sidechains can be flipped to improve hydrogen bonding and reduce clashes. All (50) such sidechains are listed below:

Mol	Chain	Res	Type
1	A	89	ASN
1	A	94	GLN
1	A	130	GLN
1	A	139	ASN
1	A	173	ASN
1	A	196	GLN
1	B	61	ASN
1	B	89	ASN
1	B	130	GLN
1	B	132	GLN
1	B	139	ASN
1	B	196	GLN
1	B	203	GLN

Continued on next page...

Continued from previous page...

Mol	Chain	Res	Type
1	C	89	ASN
1	C	130	GLN
1	C	132	GLN
1	C	139	ASN
1	C	173	ASN
1	C	196	GLN
1	D	89	ASN
1	D	130	GLN
1	D	132	GLN
1	D	139	ASN
1	D	173	ASN
1	D	202	GLN
1	E	130	GLN
1	E	132	GLN
1	E	139	ASN
1	E	173	ASN
1	E	196	GLN
1	E	203	GLN
1	F	38	GLN
1	F	89	ASN
1	F	114	ASN
1	F	130	GLN
1	F	139	ASN
1	F	173	ASN
1	F	196	GLN
1	F	203	GLN
1	G	132	GLN
1	G	139	ASN
1	G	196	GLN
1	G	203	GLN
1	H	89	ASN
1	H	94	GLN
1	H	130	GLN
1	H	132	GLN
1	H	139	ASN
1	H	173	ASN
1	H	203	GLN

5.3.3 RNA ⓘ

There are no RNA molecules in this entry.

5.4 Non-standard residues in protein, DNA, RNA chains [i](#)

There are no non-standard protein/DNA/RNA residues in this entry.

5.5 Carbohydrates [i](#)

There are no carbohydrates in this entry.

5.6 Ligand geometry [i](#)

Of 12 ligands modelled in this entry, 12 are monoatomic - leaving 0 for Mogul analysis.

There are no bond length outliers.

There are no bond angle outliers.

There are no chirality outliers.

There are no torsion outliers.

There are no ring outliers.

No monomer is involved in short contacts.

5.7 Other polymers [i](#)

There are no such residues in this entry.

5.8 Polymer linkage issues [i](#)

There are no chain breaks in this entry.

6 Fit of model and data ⓘ

6.1 Protein, DNA and RNA chains ⓘ

In the following table, the column labelled ‘#RSRZ> 2’ contains the number (and percentage) of RSRZ outliers, followed by percent RSRZ outliers for the chain as percentile scores relative to all X-ray entries and entries of similar resolution. The OWAB column contains the minimum, median, 95th percentile and maximum values of the occupancy-weighted average B-factor per residue. The column labelled ‘Q< 0.9’ lists the number of (and percentage) of residues with an average occupancy less than 0.9.

Mol	Chain	Analysed	<RSRZ>	#RSRZ>2		OWAB(Å²)	Q<0.9	
1	A	260/260 (100%)	0.51	18 (6%)	20	19	28, 43, 67, 71	0
1	B	260/260 (100%)	0.53	16 (6%)	24	23	24, 42, 82, 94	0
1	C	260/260 (100%)	0.43	12 (4%)	36	35	23, 38, 53, 61	0
1	D	260/260 (100%)	0.20	3 (1%)	81	80	24, 36, 48, 60	0
1	E	260/260 (100%)	0.56	17 (6%)	22	22	27, 48, 70, 76	0
1	F	260/260 (100%)	0.26	9 (3%)	48	46	25, 40, 51, 55	0
1	G	260/260 (100%)	0.53	16 (6%)	24	23	28, 47, 88, 93	0
1	H	260/260 (100%)	0.76	23 (8%)	12	11	29, 52, 84, 98	0
All	All	2080/2080 (100%)	0.47	114 (5%)	29	28	23, 42, 69, 98	0

All (114) RSRZ outliers are listed below:

Mol	Chain	Res	Type	RSRZ
1	B	197	ILE	6.1
1	H	208	ILE	5.0
1	G	200	ILE	3.9
1	H	36	PHE	3.9
1	H	55	VAL	3.7
1	F	91	ALA	3.7
1	B	208	ILE	3.6
1	G	208	ILE	3.5
1	C	143	ALA	3.4
1	G	206	ILE	3.4
1	B	200	ILE	3.3
1	F	249	THR	3.3
1	C	146	LEU	3.2
1	C	251	LEU	3.2
1	G	36	PHE	3.2
1	D	146	LEU	3.1

Continued on next page...

Continued from previous page...

Mol	Chain	Res	Type	RSRZ
1	B	192	LEU	3.1
1	E	113	LEU	3.1
1	B	209	GLU	3.1
1	G	198	GLU	3.0
1	G	147	VAL	3.0
1	H	33	ILE	3.0
1	A	259	ALA	3.0
1	A	146	LEU	3.0
1	E	147	VAL	3.0
1	H	32	VAL	3.0
1	A	36	PHE	2.9
1	F	36	PHE	2.9
1	A	33	ILE	2.8
1	G	146	LEU	2.8
1	H	113	LEU	2.8
1	F	55	VAL	2.8
1	G	205	GLY	2.8
1	B	36	PHE	2.8
1	C	259	ALA	2.8
1	E	258	THR	2.8
1	B	146	LEU	2.8
1	G	197	ILE	2.7
1	G	202	GLN	2.7
1	C	36	PHE	2.7
1	B	195	LYS	2.7
1	A	13	THR	2.7
1	H	146	LEU	2.7
1	E	38	GLN	2.6
1	C	250	THR	2.6
1	B	140	ILE	2.6
1	D	184	CYS	2.6
1	H	24	LEU	2.6
1	G	204	LYS	2.6
1	H	202	GLN	2.6
1	E	204	LYS	2.5
1	H	84	LEU	2.5
1	H	192	LEU	2.5
1	B	205	GLY	2.5
1	D	54	GLY	2.5
1	B	184	CYS	2.5
1	G	1	MET	2.5
1	C	67	ALA	2.5

Continued on next page...

Continued from previous page...

Mol	Chain	Res	Type	RSRZ
1	E	250	THR	2.4
1	F	33	ILE	2.4
1	G	215	LEU	2.4
1	C	249	THR	2.4
1	B	251	LEU	2.4
1	H	73	PHE	2.4
1	A	38	GLN	2.4
1	A	93	ILE	2.4
1	C	184	CYS	2.4
1	H	74	ILE	2.4
1	A	238	LEU	2.4
1	A	253	LEU	2.3
1	C	148	ALA	2.3
1	G	201	SER	2.3
1	H	132	GLN	2.3
1	A	250	THR	2.3
1	H	140	ILE	2.3
1	E	36	PHE	2.2
1	A	252	SER	2.2
1	B	82	GLY	2.2
1	H	209	GLU	2.2
1	C	163	VAL	2.2
1	H	67	ALA	2.2
1	E	146	LEU	2.2
1	G	193	VAL	2.2
1	H	200	ILE	2.2
1	B	204	LYS	2.2
1	F	184	CYS	2.2
1	H	204	LYS	2.2
1	A	60	LEU	2.2
1	H	49	LEU	2.2
1	B	33	ILE	2.2
1	H	197	ILE	2.2
1	A	251	LEU	2.1
1	F	247	THR	2.1
1	E	143	ALA	2.1
1	A	83	GLY	2.1
1	B	215	LEU	2.1
1	E	62	ALA	2.1
1	H	3	LYS	2.1
1	A	1	MET	2.1
1	E	206	ILE	2.1

Continued on next page...

Continued from previous page...

Mol	Chain	Res	Type	RSRZ
1	A	84	LEU	2.1
1	E	67	ALA	2.1
1	E	252	SER	2.1
1	F	143	ALA	2.1
1	A	150	VAL	2.1
1	E	205	GLY	2.0
1	G	32	VAL	2.0
1	E	42	ILE	2.0
1	F	54	GLY	2.0
1	H	205	GLY	2.0
1	E	259	ALA	2.0
1	C	164	GLY	2.0
1	A	74	ILE	2.0
1	E	33	ILE	2.0

6.2 Non-standard residues in protein, DNA, RNA chains ⓘ

There are no non-standard protein/DNA/RNA residues in this entry.

6.3 Carbohydrates ⓘ

There are no carbohydrates in this entry.

6.4 Ligands ⓘ

In the following table, the Atoms column lists the number of modelled atoms in the group and the number defined in the chemical component dictionary. LLDF column lists the quality of electron density of the group with respect to its neighbouring residues in protein, DNA or RNA chains. The B-factors column lists the minimum, median, 95th percentile and maximum values of B factors of atoms in the group. The column labelled 'Q< 0.9' lists the number of atoms with occupancy less than 0.9.

Mol	Type	Chain	Res	Atoms	RSCC	RSR	LLDF	B-factors(Å ²)	Q<0.9
3	CL	H	269	1/1	0.94	0.53	13.15	35,35,35,35	1
2	CA	A	261	1/1	0.95	0.38	10.38	19,19,19,19	1
2	CA	F	264	1/1	0.96	0.27	4.55	24,24,24,24	1
2	CA	B	262	1/1	0.93	0.28	4.37	20,20,20,20	1
3	CL	A	265	1/1	0.69	0.31	3.77	37,37,37,37	1
3	CL	C	267	1/1	0.92	0.26	3.11	30,30,30,30	1
2	CA	E	263	1/1	0.92	0.31	2.09	20,20,20,20	1

Continued on next page...

Continued from previous page...

Mol	Type	Chain	Res	Atoms	RSCC	RSR	LLDF	B-factors(\AA^2)	Q<0.9
3	CL	D	268	1/1	0.85	0.16	1.54	33,33,33,33	1
3	CL	G	270	1/1	0.88	0.20	1.13	46,46,46,46	1
3	CL	E	272	1/1	0.90	0.16	-0.02	37,37,37,37	1
3	CL	F	271	1/1	0.94	0.11	-1.70	30,30,30,30	1
3	CL	B	266	1/1	0.82	0.18	-	40,40,40,40	1

6.5 Other polymers [i](#)

There are no such residues in this entry.