



# Full wwPDB X-ray Structure Validation Report ⓘ

Feb 1, 2016 – 07:12 AM GMT

PDB ID : 2ZXI  
Title : Structure of Aquifex aeolicus GidA in the form II crystal  
Authors : Numata, T.; Osawa, T.  
Deposited on : 2008-12-24  
Resolution : 2.30 Å(reported)

This is a Full wwPDB X-ray Structure Validation Report for a publicly released PDB entry.  
We welcome your comments at [validation@mail.wwpdb.org](mailto:validation@mail.wwpdb.org)  
A user guide is available at  
<http://wwpdb.org/validation/2016/XrayValidationReportHelp>  
with specific help available everywhere you see the ⓘ symbol.

---

The following versions of software and data (see [references ⓘ](#)) were used in the production of this report:

MolProbity : 4.02b-467  
Mogul : 1.7 (RC4), CSD as536be (2015)  
Xtriage (Phenix) : 1.9-1692  
EDS : rb-20026688  
Percentile statistics : 20151230.v01 (using entries in the PDB archive December 30th 2015)  
Refmac : 5.8.0135  
CCP4 : 6.5.0  
Ideal geometry (proteins) : Engh & Huber (2001)  
Ideal geometry (DNA, RNA) : Parkinson et al. (1996)  
Validation Pipeline (wwPDB-VP) : trunk26865

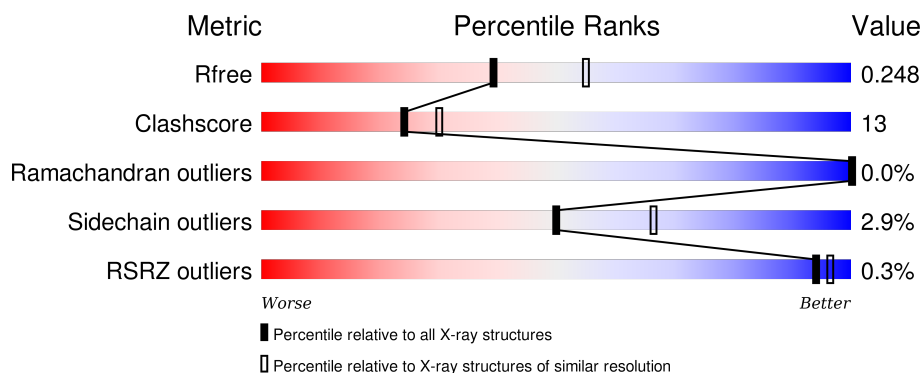
# 1 Overall quality at a glance

The following experimental techniques were used to determine the structure:

## *X-RAY DIFFRACTION*

The reported resolution of this entry is 2.30 Å.

Percentile scores (ranging between 0-100) for global validation metrics of the entry are shown in the following graphic. The table shows the number of entries on which the scores are based.



Metric	Whole archive (#Entries)	Similar resolution (#Entries, resolution range(Å))
$R_{free}$	91344	3852 (2.30-2.30)
Clashscore	102246	4452 (2.30-2.30)
Ramachandran outliers	100387	4410 (2.30-2.30)
Sidechain outliers	100360	4409 (2.30-2.30)
RSRZ outliers	91569	3857 (2.30-2.30)

The table below summarises the geometric issues observed across the polymeric chains and their fit to the electron density. The red, orange, yellow and green segments on the lower bar indicate the fraction of residues that contain outliers for  $\geq 3$ , 2, 1 and 0 types of geometric quality criteria. A grey segment represents the fraction of residues that are not modelled. The numeric value for each fraction is indicated below the corresponding segment, with a dot representing fractions  $\leq 5\%$ . The upper red bar (where present) indicates the fraction of residues that have poor fit to the electron density. The numeric value is given above the bar.

Mol	Chain	Length	Quality of chain
1	A	637	<div> <div>68%</div> <div>26%</div> <div>• 5%</div> </div>
1	B	637	<div> <div>%</div> <div>70%</div> <div>23%</div> <div>• 5%</div> </div>
1	C	637	<div> <div>70%</div> <div>24%</div> <div>• 5%</div> </div>
1	D	637	<div> <div>70%</div> <div>23%</div> <div>• 5%</div> </div>

## 2 Entry composition

There are 3 unique types of molecules in this entry. The entry contains 20580 atoms, of which 0 are hydrogens and 0 are deuteriums.

In the tables below, the ZeroOcc column contains the number of atoms modelled with zero occupancy, the AltConf column contains the number of residues with at least one atom in alternate conformation and the Trace column contains the number of residues modelled with at most 2 atoms.

- Molecule 1 is a protein called tRNA uridine 5-carboxymethylaminomethyl modification enzyme mnmG.

Mol	Chain	Residues	Atoms					ZeroOcc	AltConf	Trace
1	A	602	Total	C	N	O	S	0	0	0
			4801	3074	815	896	16			
1	B	606	Total	C	N	O	S	0	0	0
			4834	3093	824	901	16			
1	C	604	Total	C	N	O	S	0	0	0
			4822	3087	822	897	16			
1	D	603	Total	C	N	O	S	0	0	0
			4811	3080	818	897	16			

There are 80 discrepancies between the modelled and reference sequences:

Chain	Residue	Modelled	Actual	Comment	Reference
A	-19	MET	-	EXPRESSION TAG	UNP O66962
A	-18	GLY	-	EXPRESSION TAG	UNP O66962
A	-17	SER	-	EXPRESSION TAG	UNP O66962
A	-16	SER	-	EXPRESSION TAG	UNP O66962
A	-15	HIS	-	EXPRESSION TAG	UNP O66962
A	-14	HIS	-	EXPRESSION TAG	UNP O66962
A	-13	HIS	-	EXPRESSION TAG	UNP O66962
A	-12	HIS	-	EXPRESSION TAG	UNP O66962
A	-11	HIS	-	EXPRESSION TAG	UNP O66962
A	-10	HIS	-	EXPRESSION TAG	UNP O66962
A	-9	SER	-	EXPRESSION TAG	UNP O66962
A	-8	SER	-	EXPRESSION TAG	UNP O66962
A	-7	GLY	-	EXPRESSION TAG	UNP O66962
A	-6	LEU	-	EXPRESSION TAG	UNP O66962
A	-5	VAL	-	EXPRESSION TAG	UNP O66962
A	-4	PRO	-	EXPRESSION TAG	UNP O66962
A	-3	ALA	-	EXPRESSION TAG	UNP O66962
A	-2	GLY	-	EXPRESSION TAG	UNP O66962
A	-1	SER	-	EXPRESSION TAG	UNP O66962
A	0	HIS	-	EXPRESSION TAG	UNP O66962

*Continued on next page...*

*Continued from previous page...*

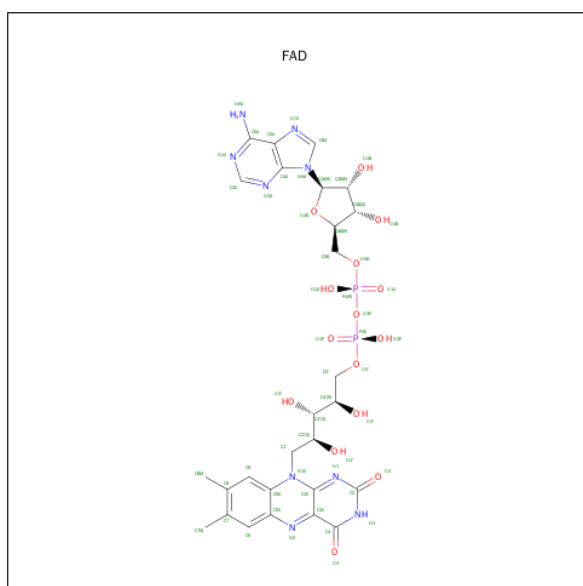
Chain	Residue	Modelled	Actual	Comment	Reference
B	-19	MET	-	EXPRESSION TAG	UNP O66962
B	-18	GLY	-	EXPRESSION TAG	UNP O66962
B	-17	SER	-	EXPRESSION TAG	UNP O66962
B	-16	SER	-	EXPRESSION TAG	UNP O66962
B	-15	HIS	-	EXPRESSION TAG	UNP O66962
B	-14	HIS	-	EXPRESSION TAG	UNP O66962
B	-13	HIS	-	EXPRESSION TAG	UNP O66962
B	-12	HIS	-	EXPRESSION TAG	UNP O66962
B	-11	HIS	-	EXPRESSION TAG	UNP O66962
B	-10	HIS	-	EXPRESSION TAG	UNP O66962
B	-9	SER	-	EXPRESSION TAG	UNP O66962
B	-8	SER	-	EXPRESSION TAG	UNP O66962
B	-7	GLY	-	EXPRESSION TAG	UNP O66962
B	-6	LEU	-	EXPRESSION TAG	UNP O66962
B	-5	VAL	-	EXPRESSION TAG	UNP O66962
B	-4	PRO	-	EXPRESSION TAG	UNP O66962
B	-3	ALA	-	EXPRESSION TAG	UNP O66962
B	-2	GLY	-	EXPRESSION TAG	UNP O66962
B	-1	SER	-	EXPRESSION TAG	UNP O66962
B	0	HIS	-	EXPRESSION TAG	UNP O66962
C	-19	MET	-	EXPRESSION TAG	UNP O66962
C	-18	GLY	-	EXPRESSION TAG	UNP O66962
C	-17	SER	-	EXPRESSION TAG	UNP O66962
C	-16	SER	-	EXPRESSION TAG	UNP O66962
C	-15	HIS	-	EXPRESSION TAG	UNP O66962
C	-14	HIS	-	EXPRESSION TAG	UNP O66962
C	-13	HIS	-	EXPRESSION TAG	UNP O66962
C	-12	HIS	-	EXPRESSION TAG	UNP O66962
C	-11	HIS	-	EXPRESSION TAG	UNP O66962
C	-10	HIS	-	EXPRESSION TAG	UNP O66962
C	-9	SER	-	EXPRESSION TAG	UNP O66962
C	-8	SER	-	EXPRESSION TAG	UNP O66962
C	-7	GLY	-	EXPRESSION TAG	UNP O66962
C	-6	LEU	-	EXPRESSION TAG	UNP O66962
C	-5	VAL	-	EXPRESSION TAG	UNP O66962
C	-4	PRO	-	EXPRESSION TAG	UNP O66962
C	-3	ALA	-	EXPRESSION TAG	UNP O66962
C	-2	GLY	-	EXPRESSION TAG	UNP O66962
C	-1	SER	-	EXPRESSION TAG	UNP O66962
C	0	HIS	-	EXPRESSION TAG	UNP O66962
D	-19	MET	-	EXPRESSION TAG	UNP O66962
D	-18	GLY	-	EXPRESSION TAG	UNP O66962

*Continued on next page...*

Continued from previous page...

Chain	Residue	Modelled	Actual	Comment	Reference
D	-17	SER	-	EXPRESSION TAG	UNP O66962
D	-16	SER	-	EXPRESSION TAG	UNP O66962
D	-15	HIS	-	EXPRESSION TAG	UNP O66962
D	-14	HIS	-	EXPRESSION TAG	UNP O66962
D	-13	HIS	-	EXPRESSION TAG	UNP O66962
D	-12	HIS	-	EXPRESSION TAG	UNP O66962
D	-11	HIS	-	EXPRESSION TAG	UNP O66962
D	-10	HIS	-	EXPRESSION TAG	UNP O66962
D	-9	SER	-	EXPRESSION TAG	UNP O66962
D	-8	SER	-	EXPRESSION TAG	UNP O66962
D	-7	GLY	-	EXPRESSION TAG	UNP O66962
D	-6	LEU	-	EXPRESSION TAG	UNP O66962
D	-5	VAL	-	EXPRESSION TAG	UNP O66962
D	-4	PRO	-	EXPRESSION TAG	UNP O66962
D	-3	ALA	-	EXPRESSION TAG	UNP O66962
D	-2	GLY	-	EXPRESSION TAG	UNP O66962
D	-1	SER	-	EXPRESSION TAG	UNP O66962
D	0	HIS	-	EXPRESSION TAG	UNP O66962

- Molecule 2 is FLAVIN-ADENINE DINUCLEOTIDE (three-letter code: FAD) (formula:  $C_{27}H_{33}N_9O_{15}P_2$ ).



Mol	Chain	Residues	Atoms					ZeroOcc	AltConf
2	A	1	Total	C	N	O	P	0	0
			53	27	9	15	2		
2	B	1	Total	C	N	O	P	0	0
			53	27	9	15	2		

Continued on next page...

*Continued from previous page...*

Mol	Chain	Residues	Atoms					ZeroOcc	AltConf
2	C	1	Total	C	N	O	P	0	0
			53	27	9	15	2		
2	D	1	Total	C	N	O	P	0	0
			53	27	9	15	2		

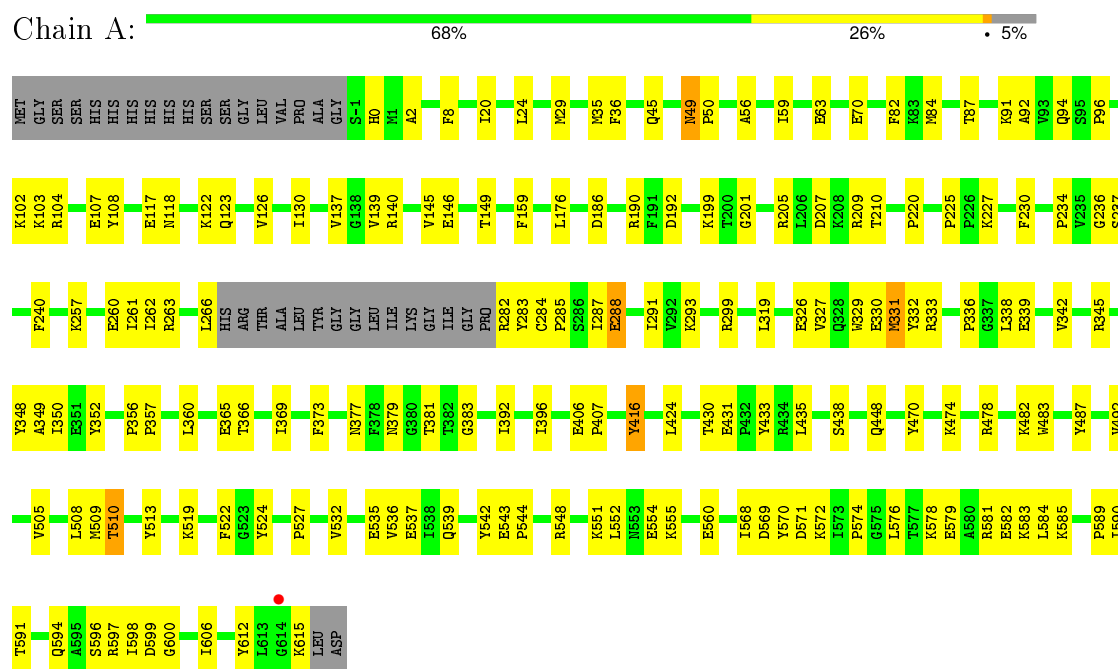
- Molecule 3 is water.

Mol	Chain	Residues	Atoms		ZeroOcc	AltConf
3	A	286	Total	O	0	0
			286	286		
3	B	275	Total	O	0	0
			275	275		
3	C	255	Total	O	0	0
			255	255		
3	D	284	Total	O	0	0
			284	284		

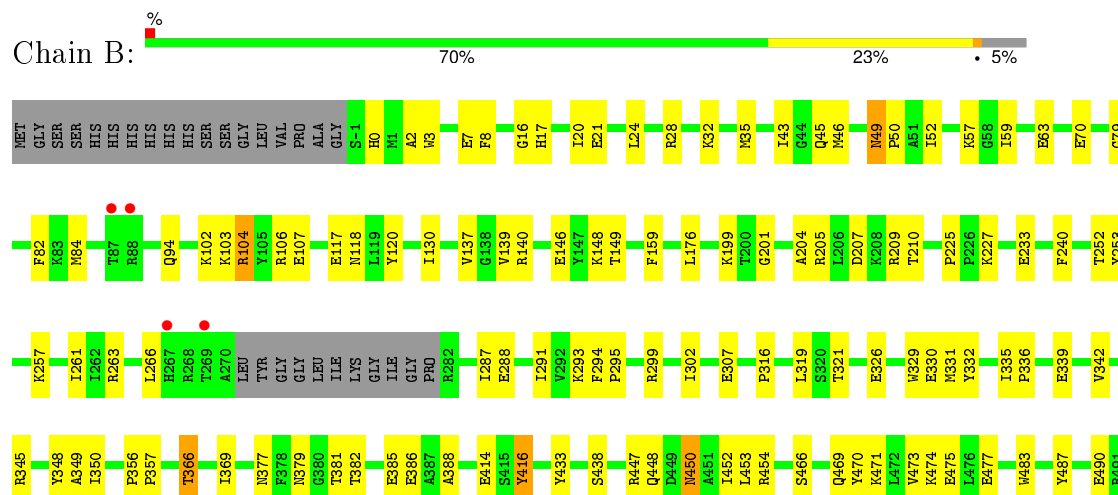
### 3 Residue-property plots

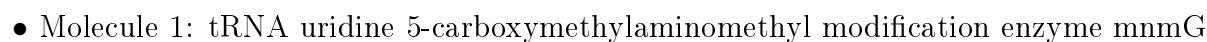
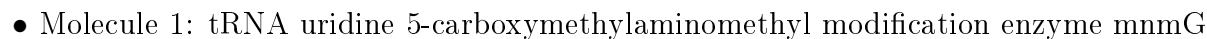
These plots are drawn for all protein, RNA and DNA chains in the entry. The first graphic for a chain summarises the proportions of errors displayed in the second graphic. The second graphic shows the sequence view annotated by issues in geometry and electron density. Residues are color-coded according to the number of geometric quality criteria for which they contain at least one outlier: green = 0, yellow = 1, orange = 2 and red = 3 or more. A red dot above a residue indicates a poor fit to the electron density ( $RSRZ > 2$ ). Stretches of 2 or more consecutive residues without any outlier are shown as a green connector. Residues present in the sample, but not in the model, are shown in grey.

- Molecule 1: tRNA uridine 5-carboxymethylaminomethyl modification enzyme mnmG



- Molecule 1: tRNA uridine 5-carboxymethylaminomethyl modification enzyme mnmG







## 4 Data and refinement statistics

Property	Value	Source
Space group	P 1 21 1	Depositor
Cell constants a, b, c, $\alpha$ , $\beta$ , $\gamma$	119.41Å 98.00Å 129.62Å 90.00° 90.00° 90.00°	Depositor
Resolution (Å)	19.92 – 2.30 47.45 – 2.29	Depositor EDS
% Data completeness (in resolution range)	92.4 (19.92-2.30) 91.9 (47.45-2.29)	Depositor EDS
$R_{merge}$	0.08	Depositor
$R_{sym}$	(Not available)	Depositor
$\langle I/\sigma(I) \rangle$ <sup>1</sup>	2.65 (at 2.29Å)	Xtriage
Refinement program	CNS 1.2	Depositor
R, $R_{free}$	0.209 , 0.248 0.209 , 0.248	Depositor DCC
$R_{free}$ test set	6094 reflections (4.97%)	DCC
Wilson B-factor (Å <sup>2</sup> )	22.0	Xtriage
Anisotropy	0.622	Xtriage
Bulk solvent $k_{sol}$ (e/Å <sup>3</sup> ), $B_{sol}$ (Å <sup>2</sup> )	0.33 , 17.8	EDS
Estimated twinning fraction	0.480 for h,-k,-l	Xtriage
L-test for twinning <sup>2</sup>	$\langle  L  \rangle = 0.51$ , $\langle L^2 \rangle = 0.34$	Xtriage
Outliers	12 of 123824 reflections (0.010%)	Xtriage
$F_o, F_c$ correlation	0.96	EDS
Total number of atoms	20580	wwPDB-VP
Average B, all atoms (Å <sup>2</sup> )	29.0	wwPDB-VP

Xtriage's analysis on translational NCS is as follows: *The analyses of the Patterson function reveals a significant off-origin peak that is 49.32 % of the origin peak, indicating pseudo translational symmetry. The chance of finding a peak of this or larger height randomly in a structure without pseudo translational symmetry is equal to 7.5809e-05. The detected translational NCS is most likely also responsible for the elevated intensity ratio.*

<sup>1</sup> Intensities estimated from amplitudes.

<sup>2</sup> Theoretical values of  $\langle |L| \rangle$ ,  $\langle L^2 \rangle$  for acentric reflections are 0.5, 0.375 respectively for untwinned datasets, and 0.333, 0.2 for perfectly twinned datasets.

## 5 Model quality [i](#)

### 5.1 Standard geometry [i](#)

Bond lengths and bond angles in the following residue types are not validated in this section: FAD

The Z score for a bond length (or angle) is the number of standard deviations the observed value is removed from the expected value. A bond length (or angle) with  $|Z| > 5$  is considered an outlier worth inspection. RMSZ is the root-mean-square of all Z scores of the bond lengths (or angles).

Mol	Chain	Bond lengths		Bond angles	
		RMSZ	# Z  >5	RMSZ	# Z  >5
1	A	0.34	0/4901	0.59	0/6622
1	B	0.34	0/4935	0.58	0/6668
1	C	0.34	0/4922	0.58	0/6649
1	D	0.34	0/4912	0.59	0/6637
All	All	0.34	0/19670	0.58	0/26576

There are no bond length outliers.

There are no bond angle outliers.

There are no chirality outliers.

There are no planarity outliers.

### 5.2 Too-close contacts [i](#)

In the following table, the Non-H and H(model) columns list the number of non-hydrogen atoms and hydrogen atoms in the chain respectively. The H(added) column lists the number of hydrogen atoms added and optimized by MolProbity. The Clashes column lists the number of clashes within the asymmetric unit, whereas Symm-Clashes lists symmetry related clashes.

Mol	Chain	Non-H	H(model)	H(added)	Clashes	Symm-Clashes
1	A	4801	0	4866	139	0
1	B	4834	0	4898	129	0
1	C	4822	0	4890	127	0
1	D	4811	0	4873	127	0
2	A	53	0	31	3	0
2	B	53	0	31	2	0
2	C	53	0	31	3	0
2	D	53	0	31	1	0
3	A	286	0	0	7	0

*Continued on next page...*

*Continued from previous page...*

Mol	Chain	Non-H	H(model)	H(added)	Clashes	Symm-Clashes
3	B	275	0	0	8	0
3	C	255	0	0	10	0
3	D	284	0	0	5	0
All	All	20580	0	19651	509	0

The all-atom clashscore is defined as the number of clashes found per 1000 atoms (including hydrogen atoms). The all-atom clashscore for this structure is 13.

All (509) close contacts within the same asymmetric unit are listed below, sorted by their clash magnitude.

Atom-1	Atom-2	Interatomic distance (Å)	Clash overlap (Å)
1:A:29:MET:HE1	1:A:396:ILE:HA	1.31	1.12
1:D:29:MET:HE1	1:D:396:ILE:HA	1.16	1.08
1:B:366:THR:HG22	1:B:369:ILE:H	1.22	1.01
1:C:366:THR:HG22	1:C:369:ILE:H	1.22	1.01
1:A:478:ARG:HH12	1:A:482:LYS:HE2	1.27	0.95
1:D:594:GLN:HA	1:D:597:ARG:NH1	1.82	0.94
1:D:478:ARG:HH12	1:D:482:LYS:HE2	1.33	0.92
1:D:366:THR:HG22	1:D:369:ILE:H	1.33	0.92
1:A:49:ASN:HD22	1:A:50:PRO:CD	1.85	0.89
1:A:594:GLN:HA	1:A:597:ARG:NH1	1.87	0.89
1:A:366:THR:HG22	1:A:369:ILE:H	1.38	0.88
1:D:466:SER:H	1:D:469:GLN:HE21	1.21	0.87
1:D:49:ASN:HD22	1:D:50:PRO:CD	1.88	0.86
1:B:509:MET:HE3	1:B:537:GLU:HG3	1.58	0.85
1:D:261:ILE:HD13	1:D:330:GLU:HG2	1.58	0.85
1:A:261:ILE:HD13	1:A:330:GLU:HG2	1.61	0.82
1:D:478:ARG:NH1	1:D:482:LYS:HE2	1.94	0.82
1:B:583:LYS:NZ	1:B:600:GLY:HA3	1.95	0.82
1:A:478:ARG:NH1	1:A:482:LYS:HE2	1.95	0.80
1:D:583:LYS:NZ	1:D:600:GLY:HA3	1.96	0.80
1:B:49:ASN:HD22	1:B:50:PRO:CD	1.94	0.80
1:C:49:ASN:HD22	1:C:50:PRO:CD	1.94	0.79
1:B:466:SER:H	1:B:469:GLN:HE21	1.30	0.79
1:B:357:PRO:HG3	1:B:379:ASN:O	1.81	0.79
1:B:252:THR:HG22	1:B:253:TYR:H	1.48	0.79
1:A:583:LYS:HZ1	1:A:600:GLY:HA3	1.46	0.78
1:D:594:GLN:HA	1:D:597:ARG:HH12	1.44	0.78
1:B:594:GLN:HA	1:B:597:ARG:NH1	1.99	0.78
1:C:583:LYS:NZ	1:C:600:GLY:HA3	1.99	0.78
1:C:357:PRO:HG3	1:C:379:ASN:O	1.84	0.78

*Continued on next page...*

*Continued from previous page...*

Atom-1	Atom-2	Interatomic distance (Å)	Clash overlap (Å)
1:B:49:ASN:HD22	1:B:50:PRO:N	1.82	0.77
1:C:252:THR:HG22	1:C:253:TYR:H	1.50	0.77
1:C:577:THR:HG23	1:C:580:ALA:H	1.50	0.77
1:B:509:MET:CE	1:B:537:GLU:HG3	2.15	0.76
1:D:509:MET:CE	1:D:537:GLU:HG3	2.15	0.76
1:A:583:LYS:NZ	1:A:600:GLY:HA3	1.99	0.76
1:C:49:ASN:HD22	1:C:50:PRO:N	1.84	0.75
1:C:471:LYS:O	1:C:475:GLU:HG3	1.87	0.75
1:A:29:MET:CE	1:A:396:ILE:HA	2.16	0.74
1:A:509:MET:HE3	1:A:537:GLU:HG3	1.71	0.73
1:A:509:MET:CE	1:A:537:GLU:HG3	2.19	0.73
1:A:49:ASN:HD22	1:A:50:PRO:HD2	1.51	0.73
1:B:565:PRO:HB2	1:B:568:ILE:HG23	1.70	0.73
1:D:45:GLN:HG3	3:D:931:HOH:O	1.87	0.73
1:A:283:TYR:CE2	1:A:285:PRO:HG3	2.25	0.71
1:A:225:PRO:HG2	1:A:240:PHE:HB2	1.72	0.70
1:D:225:PRO:HG2	1:D:240:PHE:HB2	1.72	0.70
1:A:357:PRO:HG3	1:A:379:ASN:O	1.91	0.70
1:A:87:THR:HA	1:A:94:GLN:NE2	2.06	0.70
1:C:565:PRO:HB2	1:C:568:ILE:HG23	1.73	0.70
1:D:581:ARG:O	1:D:585:LYS:HB2	1.91	0.70
1:B:583:LYS:HZ3	1:B:600:GLY:HA3	1.58	0.69
1:D:583:LYS:HZ2	1:D:600:GLY:HA3	1.57	0.69
1:D:450:ASN:ND2	1:D:454:ARG:HE	1.89	0.69
1:C:564:ILE:CG2	1:C:568:ILE:HD13	2.23	0.68
1:D:357:PRO:HG3	1:D:379:ASN:O	1.93	0.68
1:C:261:ILE:HD13	1:C:330:GLU:HG2	1.75	0.68
1:D:470:TYR:CE2	1:D:474:LYS:HD2	2.28	0.68
1:A:283:TYR:O	1:A:285:PRO:HD3	1.94	0.68
1:A:107:GLU:HG2	3:A:807:HOH:O	1.94	0.68
1:D:262:ILE:O	1:D:266:LEU:HG	1.93	0.67
1:D:49:ASN:HD22	1:D:50:PRO:HD2	1.57	0.67
1:C:257:LYS:HE3	3:C:878:HOH:O	1.93	0.67
1:A:581:ARG:O	1:A:585:LYS:HB2	1.94	0.67
1:C:366:THR:CG2	1:C:369:ILE:H	2.05	0.66
1:B:564:ILE:HG23	1:B:568:ILE:HD13	1.76	0.66
1:B:590:ILE:HG13	1:B:591:THR:HG23	1.78	0.66
1:A:548:ARG:O	1:A:552:LEU:HG	1.96	0.66
1:C:590:ILE:HG13	1:C:591:THR:HG23	1.78	0.66
1:B:366:THR:CG2	1:B:369:ILE:H	2.06	0.65
1:D:466:SER:H	1:D:469:GLN:NE2	1.93	0.65

*Continued on next page...*

*Continued from previous page...*

Atom-1	Atom-2	Interatomic distance (Å)	Clash overlap (Å)
1:C:560:GLU:OE1	1:C:597:ARG:NH2	2.29	0.65
1:C:414:GLU:HG2	3:C:980:HOH:O	1.96	0.65
1:A:293:LYS:HD2	3:A:923:HOH:O	1.97	0.65
1:B:233:GLU:HG3	3:B:1083:HOH:O	1.97	0.65
1:C:8:PHE:O	1:C:149:THR:HA	1.98	0.64
1:D:29:MET:HE1	1:D:396:ILE:CA	2.10	0.64
1:D:478:ARG:HH12	1:D:482:LYS:CE	2.08	0.64
1:D:59:ILE:O	1:D:63:GLU:HG3	1.97	0.64
1:D:509:MET:HE3	1:D:537:GLU:HG3	1.78	0.64
1:A:381:THR:HG22	1:A:433:TYR:HB3	1.80	0.64
1:B:466:SER:H	1:B:469:GLN:NE2	1.96	0.64
1:D:490:GLU:HG2	1:D:524:TYR:HE2	1.61	0.64
1:C:583:LYS:HZ2	1:C:600:GLY:HA3	1.62	0.63
1:B:8:PHE:O	1:B:149:THR:HA	1.99	0.63
1:D:49:ASN:HD22	1:D:50:PRO:N	1.96	0.63
1:B:433:TYR:OH	1:B:438:SER:HB3	1.99	0.63
1:B:564:ILE:CG2	1:B:568:ILE:HD13	2.29	0.62
1:A:478:ARG:HH12	1:A:482:LYS:CE	2.07	0.62
1:D:509:MET:HE1	1:D:537:GLU:HG3	1.80	0.62
1:D:282:ARG:HB2	1:D:431:GLU:OE2	1.99	0.62
1:B:252:THR:HG22	1:B:253:TYR:N	2.15	0.61
1:D:550:ARG:NH1	1:D:551:LYS:HA	2.14	0.61
1:A:560:GLU:OE1	1:A:597:ARG:NH2	2.33	0.61
1:C:50:PRO:HG3	1:C:102:LYS:HE3	1.82	0.61
1:B:49:ASN:HD22	1:B:50:PRO:HD2	1.65	0.61
1:C:319:LEU:HD22	1:C:331:MET:HE1	1.81	0.61
1:A:49:ASN:ND2	1:A:50:PRO:HD2	2.15	0.61
1:A:207:ASP:OD1	1:A:209:ARG:HD3	2.00	0.61
1:C:564:ILE:HG23	1:C:568:ILE:HD13	1.83	0.60
1:B:0:HIS:HE1	1:B:146:GLU:OE1	1.84	0.60
1:C:49:ASN:HD22	1:C:50:PRO:HD2	1.67	0.60
1:A:583:LYS:NZ	1:A:600:GLY:CA	2.64	0.60
1:B:50:PRO:HG3	1:B:102:LYS:HE3	1.84	0.60
1:B:159:PHE:HB2	2:B:618:FAD:H8A	1.84	0.60
1:C:0:HIS:HE1	1:C:146:GLU:OE1	1.85	0.60
1:A:130:ILE:HG22	1:A:137:VAL:CG1	2.31	0.60
1:D:126:VAL:HG13	1:D:139:VAL:HG13	1.83	0.60
1:A:257:LYS:O	1:A:260:GLU:HG2	2.01	0.60
1:B:331:MET:HG3	1:B:332:TYR:N	2.16	0.60
1:C:262:ILE:O	1:C:266:LEU:HG	2.02	0.59
1:D:84:MET:HB3	1:D:87:THR:CG2	2.32	0.59

*Continued on next page...*

*Continued from previous page...*

Atom-1	Atom-2	Interatomic distance (Å)	Clash overlap (Å)
1:D:365:GLU:HB2	1:D:373:PHE:CE2	2.37	0.59
1:B:583:LYS:HZ2	1:B:600:GLY:HA3	1.66	0.59
1:D:589:PRO:HG3	1:D:598:ILE:HD11	1.84	0.59
1:C:159:PHE:HB2	2:C:618:FAD:H8A	1.84	0.59
1:A:29:MET:HE1	1:A:396:ILE:CA	2.18	0.59
1:B:261:ILE:HD13	1:B:330:GLU:HG2	1.85	0.59
1:B:225:PRO:HG2	1:B:240:PHE:HB2	1.85	0.59
1:A:103:LYS:HD3	1:B:107:GLU:OE2	2.03	0.59
1:D:205:ARG:HB2	1:D:345:ARG:HB2	1.84	0.59
1:A:508:LEU:O	1:A:513:TYR:HB2	2.03	0.59
1:D:84:MET:HG2	1:D:94:GLN:OE1	2.03	0.58
1:C:20:ILE:HA	1:C:35:MET:HE1	1.83	0.58
1:A:227:LYS:HE2	1:A:237:SER:O	2.02	0.58
1:A:470:TYR:CE2	1:A:474:LYS:HD2	2.37	0.58
1:A:589:PRO:HG3	1:A:598:ILE:HD11	1.84	0.58
1:A:87:THR:HA	1:A:94:GLN:HE21	1.68	0.58
1:B:20:ILE:HA	1:B:35:MET:HE1	1.85	0.58
1:D:433:TYR:OH	1:D:438:SER:HB3	2.03	0.58
1:C:548:ARG:O	1:C:552:LEU:HG	2.03	0.58
1:C:207:ASP:OD1	1:C:209:ARG:HD3	2.04	0.58
1:C:252:THR:HG22	1:C:253:TYR:N	2.19	0.58
1:D:130:ILE:HG22	1:D:137:VAL:CG1	2.33	0.58
1:C:82:PHE:HB2	1:C:225:PRO:HB2	1.85	0.57
1:C:59:ILE:O	1:C:63:GLU:HG3	2.03	0.57
1:A:543:GLU:HB3	1:A:544:PRO:HD3	1.87	0.57
1:A:205:ARG:HB2	1:A:345:ARG:HB2	1.86	0.57
1:A:284:CYS:HB2	3:A:923:HOH:O	2.02	0.57
1:C:493:SER:HA	1:C:501:ARG:O	2.05	0.57
1:C:555:LYS:HB2	3:C:772:HOH:O	2.04	0.57
1:C:254:THR:HG21	1:C:287:ILE:HD11	1.85	0.57
1:A:49:ASN:HD22	1:A:50:PRO:N	2.03	0.57
1:D:577:THR:O	1:D:581:ARG:HG3	2.05	0.57
1:D:227:LYS:HE2	1:D:237:SER:O	2.04	0.57
1:D:490:GLU:CG	1:D:524:TYR:HE2	2.17	0.56
1:A:474:LYS:HE3	3:A:728:HOH:O	2.06	0.56
1:C:225:PRO:HG2	1:C:240:PHE:HB2	1.87	0.56
1:D:28:ARG:HE	1:D:116:GLN:NE2	2.03	0.56
1:D:7:GLU:OE2	1:D:148:LYS:HD2	2.04	0.56
1:A:583:LYS:NZ	1:A:599:ASP:O	2.36	0.56
1:A:416:TYR:HE1	1:A:438:SER:HG	1.54	0.56
1:A:535:GLU:O	1:A:539:GLN:HG3	2.05	0.56

*Continued on next page...*

*Continued from previous page...*

Atom-1	Atom-2	Interatomic distance (Å)	Clash overlap (Å)
1:D:487:TYR:CD1	1:D:505:VAL:HG11	2.41	0.56
1:D:508:LEU:O	1:D:513:TYR:HB2	2.05	0.56
1:A:126:VAL:HG13	1:A:139:VAL:HG13	1.87	0.56
1:A:433:TYR:OH	1:A:438:SER:HB3	2.05	0.56
1:A:262:ILE:O	1:A:266:LEU:HG	2.05	0.56
1:A:594:GLN:HA	1:A:597:ARG:HH12	1.69	0.56
1:B:82:PHE:HB2	1:B:225:PRO:HB2	1.87	0.56
1:A:59:ILE:O	1:A:63:GLU:HG3	2.06	0.56
1:D:50:PRO:HG3	1:D:102:LYS:HE3	1.88	0.56
1:B:49:ASN:ND2	1:B:50:PRO:HD2	2.21	0.56
1:C:433:TYR:OH	1:C:438:SER:HB3	2.05	0.55
1:C:590:ILE:H	1:C:594:GLN:NE2	2.04	0.55
1:D:416:TYR:HE1	1:D:438:SER:HG	1.54	0.55
1:C:326:GLU:HA	1:C:329:TRP:CE3	2.41	0.55
1:D:207:ASP:OD1	1:D:209:ARG:HD3	2.06	0.55
1:D:331:MET:HG3	1:D:332:TYR:N	2.20	0.55
1:B:548:ARG:O	1:B:552:LEU:HG	2.06	0.55
1:B:210:THR:HG21	1:B:342:VAL:CG2	2.36	0.55
1:C:117:GLU:O	1:C:118:ASN:HB2	2.06	0.55
1:A:416:TYR:HE1	1:A:438:SER:OG	1.89	0.55
1:D:583:LYS:HZ3	1:D:600:GLY:HA3	1.71	0.55
1:A:416:TYR:HE2	3:A:846:HOH:O	1.88	0.55
1:D:49:ASN:ND2	1:D:50:PRO:HD2	2.20	0.55
1:D:20:ILE:HA	1:D:35:MET:HE1	1.88	0.54
1:B:117:GLU:O	1:B:118:ASN:HB2	2.07	0.54
1:C:319:LEU:HD22	1:C:331:MET:CE	2.38	0.54
1:A:568:ILE:HD11	1:A:612:TYR:CE2	2.42	0.54
1:A:0:HIS:HE1	1:A:146:GLU:OE1	1.90	0.54
1:A:578:LYS:NZ	1:D:579:GLU:HG2	2.22	0.54
1:A:282:ARG:HB3	1:A:431:GLU:OE2	2.07	0.54
1:B:210:THR:HG21	1:B:342:VAL:HG23	1.89	0.54
1:D:29:MET:CE	1:D:396:ILE:HA	2.11	0.53
1:A:569:ASP:HB3	1:A:572:LYS:HD3	1.90	0.53
1:D:416:TYR:HE1	1:D:438:SER:OG	1.90	0.53
1:D:543:GLU:HB3	1:D:544:PRO:HD3	1.91	0.53
1:A:117:GLU:O	1:A:118:ASN:HB2	2.08	0.53
1:B:59:ILE:O	1:B:63:GLU:HG3	2.09	0.53
1:A:365:GLU:HB2	1:A:373:PHE:CE2	2.44	0.53
1:C:578:LYS:O	1:C:582:GLU:HG2	2.07	0.53
1:C:365:GLU:HB2	1:C:373:PHE:CE2	2.44	0.53
1:B:414:GLU:HG2	3:B:703:HOH:O	2.09	0.53

*Continued on next page...*

*Continued from previous page...*

Atom-1	Atom-2	Interatomic distance (Å)	Clash overlap (Å)
1:B:470:TYR:CE2	1:B:474:LYS:HD2	2.44	0.53
1:B:302:ILE:CD1	1:B:335:ILE:HD13	2.39	0.52
1:B:546:ILE:HD12	3:B:877:HOH:O	2.08	0.52
1:A:487:TYR:CD1	1:A:505:VAL:HG11	2.44	0.52
1:C:583:LYS:HZ3	1:C:600:GLY:HA3	1.69	0.52
1:C:103:LYS:HE2	1:D:107:GLU:OE2	2.09	0.52
1:C:49:ASN:ND2	1:C:50:PRO:HD2	2.23	0.52
1:D:0:HIS:HE1	1:D:146:GLU:OE1	1.93	0.52
1:D:82:PHE:HB2	1:D:225:PRO:HB2	1.91	0.52
1:A:84:MET:HE1	1:A:96:PRO:HD3	1.92	0.52
1:D:381:THR:HG22	1:D:433:TYR:HB3	1.90	0.52
1:C:532:VAL:O	1:C:536:VAL:HG23	2.09	0.52
1:B:450:ASN:ND2	1:B:454:ARG:HE	2.08	0.52
1:C:331:MET:HG3	1:C:332:TYR:N	2.25	0.52
1:B:532:VAL:O	1:B:536:VAL:HG23	2.10	0.52
1:D:548:ARG:O	1:D:552:LEU:HG	2.10	0.51
1:B:84:MET:HG2	1:B:94:GLN:OE1	2.09	0.51
1:B:568:ILE:HD11	1:B:570:TYR:CZ	2.44	0.51
1:D:490:GLU:HG2	1:D:524:TYR:CE2	2.44	0.51
1:B:590:ILE:H	1:B:594:GLN:NE2	2.09	0.51
1:C:294:PHE:N	1:C:295:PRO:HD3	2.25	0.51
1:C:470:TYR:CE2	1:C:474:LYS:HD2	2.45	0.51
1:A:392:ILE:O	1:A:396:ILE:HG13	2.10	0.51
1:B:287:ILE:O	1:B:291:ILE:HG23	2.11	0.51
1:C:533:LYS:HD3	1:C:533:LYS:O	2.11	0.51
1:C:377:ASN:ND2	2:C:618:FAD:H5'1	2.26	0.51
1:D:159:PHE:HB2	2:D:618:FAD:H8A	1.93	0.51
1:A:84:MET:HB3	1:A:87:THR:CG2	2.39	0.51
1:C:94:GLN:O	1:C:448:GLN:HG2	2.11	0.51
1:B:529:HIS:HE1	3:B:633:HOH:O	1.93	0.51
1:B:319:LEU:HD22	1:B:331:MET:CE	2.41	0.51
1:A:568:ILE:HD11	1:A:612:TYR:HE2	1.75	0.51
1:A:287:ILE:O	1:A:291:ILE:HG23	2.11	0.51
1:C:489:SER:HB3	3:C:962:HOH:O	2.12	0.50
1:B:509:MET:CE	1:B:515:LEU:HG	2.41	0.50
1:B:257:LYS:HD3	3:B:681:HOH:O	2.11	0.50
1:B:326:GLU:HA	1:B:329:TRP:CE3	2.47	0.50
1:A:571:ASP:HA	1:A:581:ARG:HD3	1.94	0.50
1:B:471:LYS:O	1:B:475:GLU:HG3	2.11	0.49
1:B:24:LEU:HD13	1:B:70:GLU:HG3	1.94	0.49
1:A:92:ALA:HB2	1:A:542:TYR:CE2	2.47	0.49

*Continued on next page...*



*Continued from previous page...*

Atom-1	Atom-2	Interatomic distance (Å)	Clash overlap (Å)
1:C:447:ARG:H	1:C:450:ASN:HD21	1.61	0.49
1:D:550:ARG:HH12	1:D:551:LYS:HA	1.75	0.49
1:D:590:ILE:HG13	1:D:591:THR:HG23	1.94	0.49
1:C:568:ILE:HD11	1:C:570:TYR:CZ	2.48	0.49
1:B:94:GLN:O	1:B:448:GLN:HG2	2.12	0.49
1:D:392:ILE:O	1:D:396:ILE:HG13	2.13	0.49
1:A:576:LEU:O	1:A:581:ARG:NH1	2.46	0.49
1:B:7:GLU:HG2	1:B:148:LYS:HB2	1.95	0.49
1:A:145:VAL:CG1	1:A:146:GLU:N	2.75	0.49
1:D:532:VAL:O	1:D:536:VAL:HG23	2.12	0.49
1:C:382:THR:O	1:C:386:GLU:HG3	2.11	0.49
1:B:589:PRO:HG3	1:B:598:ILE:HD11	1.95	0.49
1:D:145:VAL:CG1	1:D:146:GLU:N	2.76	0.48
1:D:287:ILE:O	1:D:291:ILE:HG23	2.13	0.48
1:D:493:SER:HA	1:D:501:ARG:O	2.13	0.48
1:A:159:PHE:HB2	2:A:618:FAD:H8A	1.95	0.48
1:D:84:MET:HE1	1:D:96:PRO:HD3	1.95	0.48
1:D:366:THR:CG2	1:D:369:ILE:H	2.15	0.48
1:B:294:PHE:N	1:B:295:PRO:HD3	2.29	0.48
1:D:377:ASN:HA	1:D:381:THR:O	2.13	0.48
1:B:447:ARG:H	1:B:450:ASN:HD21	1.61	0.48
1:A:94:GLN:O	1:A:448:GLN:HG2	2.14	0.48
1:C:287:ILE:O	1:C:291:ILE:HG23	2.14	0.48
1:D:130:ILE:HG22	1:D:137:VAL:HG13	1.95	0.48
1:D:117:GLU:O	1:D:118:ASN:HB2	2.13	0.48
1:A:532:VAL:O	1:A:536:VAL:HG23	2.13	0.48
1:C:2:ALA:HA	1:D:329:TRP:CZ3	2.48	0.48
1:A:377:ASN:HA	1:A:381:THR:O	2.13	0.48
1:A:56:ALA:HB3	1:A:435:LEU:HB3	1.96	0.48
1:C:260:GLU:HG2	1:C:264:LYS:HE3	1.95	0.48
1:C:589:PRO:HG3	1:C:598:ILE:HD11	1.96	0.48
1:A:519:LYS:HG3	1:A:524:TYR:O	2.14	0.48
1:C:581:ARG:HD2	3:C:824:HOH:O	2.14	0.48
1:D:20:ILE:HA	1:D:35:MET:CE	2.44	0.48
1:A:483:TRP:CD2	1:A:527:PRO:HG3	2.49	0.48
1:D:483:TRP:CD2	1:D:527:PRO:HG3	2.49	0.48
1:D:519:LYS:HG3	1:D:524:TYR:O	2.14	0.47
1:D:94:GLN:O	1:D:448:GLN:HG2	2.14	0.47
1:C:130:ILE:HD11	1:C:140:ARG:CD	2.44	0.47
1:D:283:TYR:O	1:D:285:PRO:HD3	2.14	0.47
1:A:326:GLU:HG2	1:A:327:VAL:N	2.29	0.47

*Continued on next page...*

*Continued from previous page...*

Atom-1	Atom-2	Interatomic distance (Å)	Clash overlap (Å)
1:C:491:ARG:HH11	1:C:491:ARG:HG2	1.78	0.47
1:A:91:LYS:HA	1:A:94:GLN:HG3	1.96	0.47
1:B:104:ARG:NH1	1:B:107:GLU:OE1	2.47	0.47
1:B:533:LYS:HD3	1:B:533:LYS:O	2.15	0.47
1:A:82:PHE:HB2	1:A:225:PRO:HB2	1.96	0.47
1:A:199:LYS:HA	1:A:350:ILE:O	2.14	0.47
1:D:535:GLU:HG3	1:D:539:GLN:HE21	1.80	0.47
1:B:130:ILE:HD11	1:B:140:ARG:CD	2.44	0.47
1:B:509:MET:HE2	1:B:515:LEU:HG	1.97	0.47
1:D:287:ILE:HG23	1:D:288:GLU:N	2.30	0.47
1:B:49:ASN:ND2	1:B:50:PRO:CD	2.70	0.47
1:B:49:ASN:C	1:B:49:ASN:HD22	2.18	0.47
1:C:350:ILE:HG22	2:C:618:FAD:HM73	1.96	0.47
1:C:491:ARG:NH1	1:C:504:SER:HB3	2.30	0.47
1:B:21:GLU:HG3	1:B:388:ALA:HB1	1.96	0.47
1:A:20:ILE:HA	1:A:35:MET:CE	2.45	0.47
1:B:32:LYS:HD2	1:B:120:TYR:CE1	2.49	0.47
1:D:199:LYS:HA	1:D:350:ILE:O	2.14	0.47
1:C:551:LYS:O	1:C:554:GLU:HG3	2.14	0.47
1:A:29:MET:HE1	1:A:396:ILE:HG12	1.97	0.47
1:D:490:GLU:CG	1:D:524:TYR:CE2	2.98	0.47
1:B:490:GLU:O	1:B:505:VAL:HG23	2.15	0.47
1:A:590:ILE:HG12	1:A:594:GLN:OE1	2.15	0.46
1:C:49:ASN:C	1:C:49:ASN:HD22	2.18	0.46
1:C:494:VAL:O	1:C:500:THR:HA	2.16	0.46
1:C:210:THR:HG21	1:C:342:VAL:CG2	2.45	0.46
1:A:357:PRO:HB2	1:A:424:LEU:O	2.14	0.46
1:C:319:LEU:HD13	1:C:332:TYR:CE1	2.50	0.46
1:B:28:ARG:HH12	1:B:70:GLU:HG2	1.80	0.46
1:B:319:LEU:HD11	1:B:335:ILE:CD1	2.46	0.46
1:B:555:LYS:HB2	3:B:1042:HOH:O	2.14	0.46
1:D:263:ARG:HG2	1:D:263:ARG:HH11	1.79	0.46
1:D:558:LYS:HE2	3:D:715:HOH:O	2.15	0.46
1:C:568:ILE:CD1	1:C:570:TYR:CZ	2.99	0.46
1:B:416:TYR:CE1	1:B:438:SER:OG	2.69	0.46
1:B:450:ASN:HD22	1:B:450:ASN:H	1.64	0.46
1:B:45:GLN:HA	1:B:106:ARG:HG3	1.98	0.46
1:B:207:ASP:OD1	1:B:209:ARG:HD3	2.15	0.46
1:B:201:GLY:HA2	1:B:349:ALA:HA	1.97	0.46
1:B:543:GLU:HB3	1:B:544:PRO:HD3	1.96	0.46
1:B:382:THR:O	1:B:386:GLU:HG3	2.14	0.46

*Continued on next page...*

*Continued from previous page...*

Atom-1	Atom-2	Interatomic distance (Å)	Clash overlap (Å)
1:A:360:LEU:HD11	1:A:379:ASN:OD1	2.16	0.46
1:D:356:PRO:HA	1:D:357:PRO:HD3	1.81	0.46
1:C:287:ILE:HD12	1:C:319:LEU:HD23	1.96	0.46
1:D:8:PHE:O	1:D:149:THR:HA	2.16	0.46
1:A:84:MET:HB3	1:A:87:THR:HG22	1.98	0.46
1:C:107:GLU:OE1	1:D:107:GLU:CD	2.54	0.46
1:C:551:LYS:HG2	3:C:880:HOH:O	2.15	0.46
1:D:201:GLY:HA2	1:D:349:ALA:HA	1.98	0.46
1:A:123:GLN:HG2	3:A:682:HOH:O	2.16	0.46
1:A:336:PRO:HA	1:A:339:GLU:OE2	2.16	0.46
1:C:252:THR:HG21	1:C:336:PRO:O	2.15	0.46
1:B:533:LYS:HD3	3:B:662:HOH:O	2.16	0.46
1:B:287:ILE:HG23	1:B:288:GLU:N	2.30	0.46
1:C:356:PRO:HA	1:C:357:PRO:HD3	1.79	0.45
1:D:357:PRO:HB2	1:D:424:LEU:O	2.16	0.45
1:C:408:ILE:C	1:C:408:ILE:HD12	2.36	0.45
1:A:50:PRO:HG3	1:A:102:LYS:HE3	1.98	0.45
1:C:206:LEU:HD13	1:C:341:VAL:HG21	1.99	0.45
1:A:130:ILE:HG22	1:A:137:VAL:HG12	1.99	0.45
1:C:491:ARG:NH1	1:C:491:ARG:HG2	2.32	0.45
1:A:510:THR:O	1:A:510:THR:CG2	2.65	0.45
1:B:266:LEU:HA	1:B:266:LEU:HD12	1.81	0.45
1:C:201:GLY:HA2	1:C:349:ALA:HA	1.98	0.45
1:C:577:THR:HG22	1:C:580:ALA:CB	2.46	0.45
1:B:205:ARG:HB2	1:B:345:ARG:HB2	1.97	0.45
1:A:201:GLY:HA2	1:A:349:ALA:HA	1.99	0.45
1:A:319:LEU:HD13	1:A:332:TYR:CE1	2.52	0.45
1:B:568:ILE:CD1	1:B:570:TYR:CZ	3.00	0.45
1:C:49:ASN:ND2	1:C:50:PRO:CD	2.71	0.45
1:C:450:ASN:ND2	1:C:454:ARG:HE	2.15	0.45
1:A:570:TYR:CE2	1:A:584:LEU:HB3	2.51	0.45
1:C:452:ILE:HG23	1:C:453:LEU:N	2.32	0.45
1:C:515:LEU:HA	1:C:515:LEU:HD23	1.83	0.45
1:C:21:GLU:HG3	1:C:388:ALA:HB1	1.99	0.45
1:D:565:PRO:HA	1:D:566:PRO:HD3	1.89	0.45
1:A:578:LYS:HZ2	1:D:579:GLU:HG2	1.81	0.45
1:A:287:ILE:HG23	1:A:288:GLU:N	2.32	0.44
1:A:8:PHE:O	1:A:149:THR:HA	2.17	0.44
1:B:3:TRP:CD1	1:B:3:TRP:N	2.84	0.44
1:B:50:PRO:HG2	1:B:307:GLU:HG2	1.98	0.44
1:A:283:TYR:CD2	1:A:285:PRO:HG3	2.53	0.44

*Continued on next page...*

*Continued from previous page...*

Atom-1	Atom-2	Interatomic distance (Å)	Clash overlap (Å)
1:A:24:LEU:HD13	1:A:70:GLU:HG3	1.99	0.44
1:C:101:ASP:OD1	1:C:104:ARG:HG2	2.17	0.44
1:A:366:THR:CG2	1:A:369:ILE:H	2.20	0.44
1:C:293:LYS:C	1:C:295:PRO:HD3	2.38	0.44
1:B:543:GLU:N	1:B:544:PRO:CD	2.81	0.44
1:B:57:LYS:HE3	1:B:385:GLU:OE1	2.18	0.44
1:B:263:ARG:HG2	1:B:263:ARG:HH11	1.82	0.44
1:B:20:ILE:HA	1:B:35:MET:CE	2.47	0.44
1:B:582:GLU:O	1:B:586:LYS:HG3	2.18	0.44
1:B:487:TYR:CD1	1:B:505:VAL:HG11	2.52	0.44
1:B:46:MET:CE	1:B:52:ILE:HD11	2.47	0.44
1:C:487:TYR:CD1	1:C:505:VAL:HG11	2.53	0.44
1:A:356:PRO:HA	1:A:357:PRO:HD3	1.84	0.44
1:B:377:ASN:HA	1:B:381:THR:O	2.18	0.44
1:B:350:ILE:HG22	2:B:618:FAD:HM73	1.99	0.44
1:A:288:GLU:H	1:A:288:GLU:HG3	1.50	0.44
1:C:210:THR:HG21	1:C:342:VAL:HG23	1.98	0.44
1:D:483:TRP:CE2	1:D:527:PRO:HG3	2.53	0.44
1:D:230:PHE:CZ	1:D:236:GLY:HA2	2.53	0.44
1:B:356:PRO:HA	1:B:357:PRO:HD3	1.80	0.44
1:C:570:TYR:CZ	1:C:584:LEU:HB3	2.53	0.44
1:B:319:LEU:HD22	1:B:331:MET:HE1	1.99	0.44
1:B:293:LYS:C	1:B:295:PRO:HD3	2.38	0.44
1:B:227:LYS:HE3	1:B:227:LYS:HB2	1.84	0.44
1:B:466:SER:OG	1:B:469:GLN:HG3	2.18	0.43
1:C:84:MET:HB3	1:C:87:THR:HG22	2.00	0.43
1:C:7:GLU:HG2	1:C:148:LYS:HB2	2.00	0.43
1:D:333:ARG:HA	1:D:338:LEU:O	2.18	0.43
1:A:329:TRP:CZ3	1:B:2:ALA:HA	2.52	0.43
1:D:510:THR:CG2	1:D:510:THR:O	2.66	0.43
1:A:107:GLU:CD	1:B:103:LYS:HD3	2.39	0.43
1:C:84:MET:HE1	1:C:96:PRO:HG3	1.99	0.43
1:B:577:THR:HG22	1:B:578:LYS:H	1.82	0.43
1:D:77:GLN:O	1:D:77:GLN:NE2	2.51	0.43
1:D:137:VAL:O	1:D:137:VAL:HG22	2.18	0.43
1:C:17:HIS:HE1	3:C:622:HOH:O	2.01	0.43
1:D:3:TRP:CD1	1:D:3:TRP:N	2.87	0.43
1:C:577:THR:HG22	1:C:580:ALA:HB2	2.01	0.43
1:C:416:TYR:CE1	1:C:438:SER:OG	2.72	0.43
1:A:210:THR:HG21	1:A:342:VAL:HG23	2.00	0.43
1:C:543:GLU:HB3	1:C:544:PRO:HD3	1.99	0.43

*Continued on next page...*

*Continued from previous page...*

Atom-1	Atom-2	Interatomic distance (Å)	Clash overlap (Å)
1:C:543:GLU:N	1:C:544:PRO:CD	2.82	0.43
1:B:199:LYS:HA	1:B:350:ILE:O	2.19	0.43
1:A:227:LYS:HE3	1:A:227:LYS:HB2	1.74	0.43
1:D:227:LYS:HD3	1:D:234:PRO:HD2	2.00	0.43
1:B:263:ARG:HG2	1:B:263:ARG:NH1	2.33	0.43
1:C:529:HIS:HE1	3:C:630:HOH:O	2.01	0.43
1:C:199:LYS:HA	1:C:350:ILE:O	2.19	0.43
1:B:130:ILE:HD11	1:B:140:ARG:HG3	2.00	0.43
1:C:285:PRO:HA	3:C:741:HOH:O	2.19	0.43
1:A:590:ILE:HG13	1:A:591:THR:HG23	2.01	0.43
1:B:336:PRO:HA	1:B:339:GLU:OE2	2.18	0.43
1:D:450:ASN:HD21	1:D:454:ARG:HE	1.63	0.43
1:C:23:ALA:HB3	1:C:35:MET:HE3	2.00	0.43
1:D:319:LEU:HD22	1:D:331:MET:HE1	2.01	0.43
1:A:492:VAL:HG11	1:A:522:PHE:CE1	2.54	0.43
1:D:466:SER:N	1:D:469:GLN:HE21	2.03	0.43
1:A:49:ASN:HA	1:A:50:PRO:HD3	1.90	0.43
1:A:583:LYS:HZ1	1:A:600:GLY:CA	2.21	0.43
1:C:23:ALA:HB3	1:C:35:MET:CE	2.49	0.43
1:D:7:GLU:HB3	3:D:937:HOH:O	2.19	0.43
1:D:319:LEU:HD22	1:D:331:MET:CE	2.49	0.43
1:D:56:ALA:HB3	1:D:435:LEU:HB3	2.01	0.43
1:C:3:TRP:N	1:C:3:TRP:CD1	2.86	0.43
1:B:252:THR:HG21	1:B:336:PRO:O	2.19	0.42
1:C:377:ASN:HA	1:C:381:THR:O	2.19	0.42
1:A:145:VAL:CG1	1:B:329:TRP:HH2	2.32	0.42
1:D:263:ARG:HG2	1:D:263:ARG:NH1	2.34	0.42
1:C:110:LYS:HE2	1:C:114:GLU:OE2	2.19	0.42
1:B:43:ILE:O	1:B:106:ARG:HG2	2.18	0.42
1:A:352:TYR:CD1	1:A:352:TYR:N	2.87	0.42
1:B:381:THR:HG22	1:B:433:TYR:HB3	2.01	0.42
1:A:103:LYS:CD	1:B:107:GLU:OE2	2.67	0.42
1:C:79:GLY:HA3	1:C:82:PHE:CZ	2.54	0.42
1:A:331:MET:HG3	1:A:332:TYR:N	2.35	0.42
1:B:483:TRP:CD2	1:B:527:PRO:HG3	2.54	0.42
1:A:333:ARG:HA	1:A:338:LEU:O	2.19	0.42
1:D:560:GLU:OE1	1:D:597:ARG:NH2	2.52	0.42
1:C:254:THR:HG23	1:C:302:ILE:HD11	2.02	0.42
1:C:450:ASN:H	1:C:450:ASN:HD22	1.68	0.42
1:C:357:PRO:HB2	1:C:424:LEU:O	2.19	0.42
1:A:230:PHE:CZ	1:A:236:GLY:HA2	2.54	0.42

*Continued on next page...*

*Continued from previous page...*

Atom-1	Atom-2	Interatomic distance (Å)	Clash overlap (Å)
1:D:607:THR:O	1:D:611:VAL:HG23	2.19	0.42
1:B:551:LYS:HD3	1:B:551:LYS:C	2.40	0.42
1:D:257:LYS:O	1:D:261:ILE:HG13	2.19	0.42
1:A:227:LYS:HD3	1:A:234:PRO:HD2	2.02	0.42
1:B:16:GLY:O	1:B:20:ILE:HG13	2.20	0.42
1:B:17:HIS:HE1	3:B:620:HOH:O	2.03	0.42
1:A:263:ARG:HH11	1:A:263:ARG:HG2	1.85	0.42
1:D:130:ILE:HD11	1:D:140:ARG:CD	2.50	0.41
1:B:473:VAL:O	1:B:477:GLU:HB2	2.19	0.41
1:A:572:LYS:O	1:A:574:PRO:HD3	2.20	0.41
1:D:427:LYS:NZ	3:D:966:HOH:O	2.52	0.41
1:B:594:GLN:HA	1:B:597:ARG:HH12	1.78	0.41
1:A:585:LYS:HA	1:A:585:LYS:HD2	1.86	0.41
1:A:377:ASN:ND2	2:A:618:FAD:H5'1	2.35	0.41
1:D:227:LYS:HE3	1:D:227:LYS:HB2	1.78	0.41
1:A:126:VAL:HG13	1:A:139:VAL:CG1	2.49	0.41
1:B:471:LYS:HE3	1:B:471:LYS:HB2	1.87	0.41
1:A:176:LEU:HB2	1:A:348:TYR:CE1	2.55	0.41
1:C:411:ARG:HB3	1:C:413:ASP:OD1	2.20	0.41
1:D:176:LEU:HB2	1:D:348:TYR:CE1	2.55	0.41
1:C:373:PHE:O	1:C:374:HIS:HD2	2.04	0.41
1:A:579:GLU:OE2	1:D:578:LYS:HD3	2.20	0.41
1:C:16:GLY:O	1:C:20:ILE:HG13	2.20	0.41
1:C:96:PRO:HB2	1:C:228:PHE:CE2	2.56	0.41
1:B:508:LEU:O	1:B:513:TYR:HB2	2.21	0.41
1:A:186:ASP:O	1:A:190:ARG:HB2	2.20	0.41
1:D:49:ASN:HA	1:D:50:PRO:HD3	1.90	0.41
1:B:594:GLN:HA	1:B:597:ARG:CZ	2.50	0.41
1:C:262:ILE:CG2	1:C:291:ILE:HD11	2.50	0.41
1:C:145:VAL:CG1	1:C:146:GLU:N	2.83	0.41
1:A:583:LYS:HE2	1:A:583:LYS:HB3	1.90	0.41
1:A:210:THR:HG21	1:A:342:VAL:CG2	2.50	0.41
1:A:36:PHE:HA	1:A:122:LYS:O	2.20	0.41
1:B:176:LEU:HB2	1:B:348:TYR:CE1	2.56	0.41
1:C:298:GLU:HG3	1:C:299:ARG:HG2	2.01	0.41
1:C:588:LYS:HD2	3:C:1010:HOH:O	2.19	0.41
1:A:383:GLY:HA2	2:A:618:FAD:O2	2.21	0.41
1:B:79:GLY:HA3	1:B:82:PHE:CZ	2.56	0.41
1:D:511:MET:O	1:D:512:ASN:HB2	2.21	0.41
1:D:336:PRO:HA	1:D:339:GLU:OE2	2.21	0.41
1:A:108:TYR:C	1:A:108:TYR:CD2	2.94	0.41

*Continued on next page...*

*Continued from previous page...*

Atom-1	Atom-2	Interatomic distance (Å)	Clash overlap (Å)
1:C:381:THR:HG22	1:C:433:TYR:HB3	2.02	0.41
1:D:28:ARG:HE	1:D:116:GLN:HE22	1.69	0.41
1:C:329:TRP:HH2	1:D:145:VAL:CG1	2.34	0.41
1:C:130:ILE:HD11	1:C:140:ARG:HD2	2.03	0.41
1:D:36:PHE:HA	1:D:122:LYS:O	2.20	0.41
1:A:45:GLN:HG3	3:A:866:HOH:O	2.20	0.41
1:D:564:ILE:HD11	1:D:609:LEU:HD21	2.03	0.41
1:B:570:TYR:CZ	1:B:584:LEU:HB3	2.56	0.41
1:C:84:MET:HG2	1:C:94:GLN:OE1	2.21	0.41
1:A:406:GLU:HA	1:A:407:PRO:HD3	1.92	0.41
1:C:565:PRO:HA	1:C:566:PRO:HD3	1.87	0.40
1:D:176:LEU:HB2	1:D:348:TYR:CZ	2.56	0.40
1:C:204:ALA:O	1:C:316:PRO:HD2	2.21	0.40
1:D:17:HIS:HD2	3:D:632:HOH:O	2.03	0.40
1:A:130:ILE:HD11	1:A:140:ARG:CD	2.51	0.40
1:B:319:LEU:HD13	1:B:332:TYR:CE1	2.57	0.40
1:A:551:LYS:O	1:A:554:GLU:HG3	2.21	0.40
1:C:473:VAL:O	1:C:477:GLU:HB2	2.21	0.40
1:A:130:ILE:HG22	1:A:137:VAL:HG13	2.01	0.40
1:C:298:GLU:HG3	1:C:299:ARG:CG	2.51	0.40
1:D:494:VAL:HG12	1:D:495:ALA:N	2.36	0.40
1:B:452:ILE:HG23	1:B:453:LEU:N	2.37	0.40
1:B:492:VAL:HG12	1:B:493:SER:N	2.37	0.40
1:A:2:ALA:HA	1:B:329:TRP:CZ3	2.56	0.40
1:A:555:LYS:HA	1:A:555:LYS:HD3	1.89	0.40
1:A:492:VAL:HG11	1:A:522:PHE:CD1	2.56	0.40
1:A:596:SER:HA	1:A:606:ILE:HD11	2.03	0.40
1:B:204:ALA:O	1:B:316:PRO:HD2	2.22	0.40

There are no symmetry-related clashes.

## 5.3 Torsion angles ⓘ

### 5.3.1 Protein backbone ⓘ

In the following table, the Percentiles column shows the percent Ramachandran outliers of the chain as a percentile score with respect to all X-ray entries followed by that with respect to entries of similar resolution.

The Analysed column shows the number of residues for which the backbone conformation was analysed, and the total number of residues.

Mol	Chain	Analysed	Favoured	Allowed	Outliers	Percentiles	
1	A	598/637 (94%)	577 (96%)	21 (4%)	0	100	100
1	B	602/637 (94%)	586 (97%)	16 (3%)	0	100	100
1	C	598/637 (94%)	582 (97%)	16 (3%)	0	100	100
1	D	599/637 (94%)	580 (97%)	18 (3%)	1 (0%)	52	64
All	All	2397/2548 (94%)	2325 (97%)	71 (3%)	1 (0%)	100	100

All (1) Ramachandran outliers are listed below:

Mol	Chain	Res	Type
1	D	55	ILE

### 5.3.2 Protein sidechains ⓘ

In the following table, the Percentiles column shows the percent sidechain outliers of the chain as a percentile score with respect to all X-ray entries followed by that with respect to entries of similar resolution.

The Analysed column shows the number of residues for which the sidechain conformation was analysed, and the total number of residues.

Mol	Chain	Analysed	Rotameric	Outliers	Percentiles	
1	A	514/540 (95%)	502 (98%)	12 (2%)	58	75
1	B	517/540 (96%)	501 (97%)	16 (3%)	47	64
1	C	516/540 (96%)	501 (97%)	15 (3%)	50	66
1	D	515/540 (95%)	498 (97%)	17 (3%)	45	61
All	All	2062/2160 (96%)	2002 (97%)	60 (3%)	50	66

All (60) residues with a non-rotameric sidechain are listed below:

Mol	Chain	Res	Type
1	A	49	ASN
1	A	104	ARG
1	A	192	ASP
1	A	220	PRO
1	A	288	GLU
1	A	299	ARG
1	A	331	MET
1	A	416	TYR
1	A	430	THR
1	A	510	THR

*Continued on next page...*



*Continued from previous page...*

Mol	Chain	Res	Type
1	A	582	GLU
1	A	615	LYS
1	B	49	ASN
1	B	104	ARG
1	B	137	VAL
1	B	139	VAL
1	B	299	ARG
1	B	321	THR
1	B	366	THR
1	B	416	TYR
1	B	450	ASN
1	B	550	ARG
1	B	551	LYS
1	B	577	THR
1	B	578	LYS
1	B	579	GLU
1	B	582	GLU
1	B	606	ILE
1	C	49	ASN
1	C	88	ARG
1	C	103	LYS
1	C	104	ARG
1	C	137	VAL
1	C	139	VAL
1	C	298	GLU
1	C	299	ARG
1	C	321	THR
1	C	366	THR
1	C	416	TYR
1	C	441	GLU
1	C	450	ASN
1	C	550	ARG
1	C	567	ASP
1	D	49	ASN
1	D	77	GLN
1	D	103	LYS
1	D	192	ASP
1	D	267	HIS
1	D	288	GLU
1	D	299	ARG
1	D	416	TYR
1	D	430	THR

*Continued on next page...*

*Continued from previous page...*

Mol	Chain	Res	Type
1	D	450	ASN
1	D	475	GLU
1	D	490	GLU
1	D	510	THR
1	D	550	ARG
1	D	579	GLU
1	D	582	GLU
1	D	597	ARG

Some sidechains can be flipped to improve hydrogen bonding and reduce clashes. All (30) such sidechains are listed below:

Mol	Chain	Res	Type
1	A	0	HIS
1	A	17	HIS
1	A	49	ASN
1	A	86	ASN
1	A	377	ASN
1	A	529	HIS
1	B	0	HIS
1	B	17	HIS
1	B	49	ASN
1	B	450	ASN
1	B	469	GLN
1	B	529	HIS
1	B	594	GLN
1	C	0	HIS
1	C	17	HIS
1	C	49	ASN
1	C	377	ASN
1	C	450	ASN
1	C	529	HIS
1	C	594	GLN
1	D	0	HIS
1	D	17	HIS
1	D	49	ASN
1	D	77	GLN
1	D	86	ASN
1	D	116	GLN
1	D	267	HIS
1	D	450	ASN
1	D	469	GLN
1	D	529	HIS

### 5.3.3 RNA ⓘ

There are no RNA molecules in this entry.

## 5.4 Non-standard residues in protein, DNA, RNA chains ⓘ

There are no non-standard protein/DNA/RNA residues in this entry.

## 5.5 Carbohydrates ⓘ

There are no carbohydrates in this entry.

## 5.6 Ligand geometry ⓘ

4 ligands are modelled in this entry.

In the following table, the Counts columns list the number of bonds (or angles) for which Mogul statistics could be retrieved, the number of bonds (or angles) that are observed in the model and the number of bonds (or angles) that are defined in the chemical component dictionary. The Link column lists molecule types, if any, to which the group is linked. The Z score for a bond length (or angle) is the number of standard deviations the observed value is removed from the expected value. A bond length (or angle) with  $|Z| > 2$  is considered an outlier worth inspection. RMSZ is the root-mean-square of all Z scores of the bond lengths (or angles).

Mol	Type	Chain	Res	Link	Bond lengths			Bond angles		
					Counts	RMSZ	$\# Z  > 2$	Counts	RMSZ	$\# Z  > 2$
2	FAD	A	618	-	48,58,58	1.94	15 (31%)	54,89,89	2.08	9 (16%)
2	FAD	B	618	-	48,58,58	2.01	14 (29%)	54,89,89	2.08	9 (16%)
2	FAD	C	618	-	48,58,58	1.96	14 (29%)	54,89,89	2.10	9 (16%)
2	FAD	D	618	-	48,58,58	1.99	14 (29%)	54,89,89	2.08	9 (16%)

In the following table, the Chirals column lists the number of chiral outliers, the number of chiral centers analysed, the number of these observed in the model and the number defined in the chemical component dictionary. Similar counts are reported in the Torsion and Rings columns. '-' means no outliers of that kind were identified.

Mol	Type	Chain	Res	Link	Chirals	Torsions	Rings
2	FAD	A	618	-	-	0/30/50/50	0/6/6/6
2	FAD	B	618	-	-	0/30/50/50	0/6/6/6
2	FAD	C	618	-	-	0/30/50/50	0/6/6/6
2	FAD	D	618	-	-	0/30/50/50	0/6/6/6

All (57) bond length outliers are listed below:

Mol	Chain	Res	Type	Atoms	Z	Observed(Å)	Ideal(Å)
2	A	618	FAD	O4-C4	-3.94	1.15	1.24
2	D	618	FAD	O4-C4	-3.88	1.15	1.24
2	B	618	FAD	P-O2P	-3.29	1.40	1.54
2	C	618	FAD	O4-C4	-3.28	1.16	1.24
2	C	618	FAD	P-O2P	-3.28	1.41	1.54
2	B	618	FAD	O4-C4	-3.27	1.16	1.24
2	D	618	FAD	P-O2P	-3.26	1.41	1.54
2	A	618	FAD	P-O2P	-3.20	1.41	1.54
2	A	618	FAD	PA-O2A	-3.08	1.41	1.54
2	D	618	FAD	PA-O2A	-2.92	1.42	1.54
2	D	618	FAD	O4B-C4B	-2.90	1.38	1.45
2	C	618	FAD	PA-O2A	-2.86	1.42	1.54
2	C	618	FAD	O4B-C4B	-2.85	1.38	1.45
2	A	618	FAD	O4B-C4B	-2.77	1.38	1.45
2	B	618	FAD	PA-O2A	-2.76	1.43	1.54
2	B	618	FAD	O4B-C4B	-2.65	1.38	1.45
2	A	618	FAD	PA-O1A	-2.42	1.42	1.51
2	A	618	FAD	C8A-N7A	-2.41	1.30	1.34
2	D	618	FAD	O3'-C3'	-2.40	1.37	1.43
2	C	618	FAD	PA-O1A	-2.22	1.43	1.51
2	D	618	FAD	PA-O1A	-2.21	1.43	1.51
2	D	618	FAD	C8A-N7A	-2.19	1.30	1.34
2	B	618	FAD	PA-O1A	-2.17	1.43	1.51
2	A	618	FAD	O3'-C3'	-2.16	1.37	1.43
2	D	618	FAD	P-O1P	-2.15	1.43	1.51
2	C	618	FAD	C8A-N7A	-2.06	1.30	1.34
2	C	618	FAD	O2B-C2B	-2.04	1.38	1.43
2	A	618	FAD	O2B-C2B	-2.03	1.38	1.43
2	A	618	FAD	P-O1P	-2.02	1.43	1.51
2	B	618	FAD	P-O1P	-2.01	1.43	1.51
2	B	618	FAD	C4-C4X	2.01	1.45	1.41
2	C	618	FAD	C4-C4X	2.03	1.45	1.41
2	B	618	FAD	C4-N3	2.24	1.37	1.33
2	D	618	FAD	C6-C7	2.73	1.45	1.37
2	A	618	FAD	C6-C7	2.74	1.45	1.37
2	B	618	FAD	C6-C7	2.82	1.45	1.37
2	C	618	FAD	C6-C7	2.87	1.45	1.37
2	C	618	FAD	C5X-N5	2.88	1.39	1.35
2	A	618	FAD	C1'-N10	2.91	1.51	1.48
2	D	618	FAD	C1'-N10	3.13	1.51	1.48
2	D	618	FAD	C5X-N5	3.21	1.40	1.35
2	B	618	FAD	C5X-N5	3.26	1.40	1.35

*Continued on next page...*

*Continued from previous page...*

Mol	Chain	Res	Type	Atoms	Z	Observed(Å)	Ideal(Å)
2	C	618	FAD	C1'-N10	3.31	1.51	1.48
2	A	618	FAD	C5X-N5	3.35	1.40	1.35
2	B	618	FAD	C1'-N10	3.39	1.52	1.48
2	C	618	FAD	C9A-N10	3.55	1.43	1.38
2	A	618	FAD	C9A-N10	3.70	1.43	1.38
2	B	618	FAD	C9A-N10	3.74	1.43	1.38
2	A	618	FAD	C10-N10	3.95	1.43	1.39
2	D	618	FAD	C9A-N10	3.96	1.44	1.38
2	D	618	FAD	C10-N10	4.25	1.44	1.39
2	C	618	FAD	C10-N10	4.34	1.44	1.39
2	A	618	FAD	C4X-N5	4.65	1.40	1.33
2	D	618	FAD	C4X-N5	4.74	1.40	1.33
2	B	618	FAD	C4X-N5	5.04	1.41	1.33
2	B	618	FAD	C10-N10	5.05	1.45	1.39
2	C	618	FAD	C4X-N5	5.18	1.41	1.33

All (36) bond angle outliers are listed below:

Mol	Chain	Res	Type	Atoms	Z	Observed(°)	Ideal(°)
2	D	618	FAD	N3A-C2A-N1A	-9.60	121.54	128.89
2	A	618	FAD	N3A-C2A-N1A	-9.57	121.57	128.89
2	B	618	FAD	N3A-C2A-N1A	-9.30	121.78	128.89
2	C	618	FAD	N3A-C2A-N1A	-9.29	121.78	128.89
2	C	618	FAD	C1B-N9A-C4A	-4.64	119.94	126.94
2	A	618	FAD	C1B-N9A-C4A	-4.44	120.25	126.94
2	B	618	FAD	C1B-N9A-C4A	-4.30	120.46	126.94
2	D	618	FAD	C1B-N9A-C4A	-4.28	120.49	126.94
2	B	618	FAD	C4A-C5A-N7A	-2.43	107.25	109.48
2	C	618	FAD	C4A-C5A-N7A	-2.42	107.26	109.48
2	A	618	FAD	C4A-C5A-N7A	-2.31	107.36	109.48
2	D	618	FAD	C4A-C5A-N7A	-2.28	107.38	109.48
2	B	618	FAD	O2'-C2'-C3'	2.01	114.08	109.02
2	C	618	FAD	O2'-C2'-C3'	2.04	114.16	109.02
2	D	618	FAD	O2'-C2'-C3'	2.09	114.27	109.02
2	A	618	FAD	O2'-C2'-C3'	2.16	114.44	109.02
2	D	618	FAD	O3P-P-O5'	2.84	110.47	102.94
2	A	618	FAD	O3P-P-O5'	2.85	110.49	102.94
2	D	618	FAD	C4-N3-C2	2.88	117.73	115.25
2	C	618	FAD	C4-N3-C2	2.88	117.74	115.25
2	A	618	FAD	C4-N3-C2	2.91	117.77	115.25
2	B	618	FAD	C4-N3-C2	2.92	117.77	115.25
2	B	618	FAD	O3P-P-O5'	3.07	111.08	102.94

*Continued on next page...*

*Continued from previous page...*

Mol	Chain	Res	Type	Atoms	Z	Observed(°)	Ideal(°)
2	C	618	FAD	O3P-P-O5'	3.11	111.19	102.94
2	A	618	FAD	O3P-PA-O5B	3.33	111.78	102.94
2	C	618	FAD	O3P-PA-O5B	3.45	112.08	102.94
2	B	618	FAD	O3P-PA-O5B	3.50	112.22	102.94
2	D	618	FAD	O3P-PA-O5B	3.59	112.47	102.94
2	D	618	FAD	C4-C4X-N5	3.92	123.47	118.72
2	A	618	FAD	C4-C4X-N5	4.04	123.63	118.72
2	B	618	FAD	C4-C4X-N5	4.07	123.66	118.72
2	C	618	FAD	C4-C4X-N5	4.09	123.69	118.72
2	A	618	FAD	C4X-N5-C5X	5.74	123.36	116.76
2	D	618	FAD	C4X-N5-C5X	5.77	123.40	116.76
2	B	618	FAD	C4X-N5-C5X	6.00	123.67	116.76
2	C	618	FAD	C4X-N5-C5X	6.01	123.67	116.76

There are no chirality outliers.

There are no torsion outliers.

There are no ring outliers.

4 monomers are involved in 9 short contacts:

Mol	Chain	Res	Type	Clashes	Symm-Clashes
2	A	618	FAD	3	0
2	B	618	FAD	2	0
2	C	618	FAD	3	0
2	D	618	FAD	1	0

## 5.7 Other polymers [i](#)

There are no such residues in this entry.

## 5.8 Polymer linkage issues [i](#)

There are no chain breaks in this entry.

## 6 Fit of model and data [i](#)

### 6.1 Protein, DNA and RNA chains [i](#)

In the following table, the column labelled ‘#RSRZ> 2’ contains the number (and percentage) of RSRZ outliers, followed by percent RSRZ outliers for the chain as percentile scores relative to all X-ray entries and entries of similar resolution. The OWAB column contains the minimum, median, 95<sup>th</sup> percentile and maximum values of the occupancy-weighted average B-factor per residue. The column labelled ‘Q< 0.9’ lists the number of (and percentage) of residues with an average occupancy less than 0.9.

Mol	Chain	Analysed	<RSRZ>	#RSRZ>2	OWAB(Å <sup>2</sup> )	Q<0.9
1	A	602/637 (94%)	-0.46	1 (0%) 95 97	12, 25, 57, 79	0
1	B	606/637 (95%)	-0.50	4 (0%) 89 92	11, 24, 54, 77	0
1	C	604/637 (94%)	-0.52	0 100 100	11, 24, 54, 77	0
1	D	603/637 (94%)	-0.48	3 (0%) 91 94	10, 25, 58, 78	0
All	All	2415/2548 (94%)	-0.49	8 (0%) 94 96	10, 25, 56, 79	0

All (8) RSRZ outliers are listed below:

Mol	Chain	Res	Type	RSRZ
1	B	87	THR	2.8
1	D	499	ASP	2.8
1	A	614	GLY	2.6
1	B	267	HIS	2.4
1	B	269	THR	2.4
1	D	439	ARG	2.2
1	B	88	ARG	2.2
1	D	89	LYS	2.0

### 6.2 Non-standard residues in protein, DNA, RNA chains [i](#)

There are no non-standard protein/DNA/RNA residues in this entry.

### 6.3 Carbohydrates [i](#)

There are no carbohydrates in this entry.

## 6.4 Ligands

In the following table, the Atoms column lists the number of modelled atoms in the group and the number defined in the chemical component dictionary. LLDF column lists the quality of electron density of the group with respect to its neighbouring residues in protein, DNA or RNA chains. The B-factors column lists the minimum, median, 95<sup>th</sup> percentile and maximum values of B factors of atoms in the group. The column labelled 'Q< 0.9' lists the number of atoms with occupancy less than 0.9.

Mol	Type	Chain	Res	Atoms	RSCC	RSR	LLDF	B-factors(Å <sup>2</sup> )	Q<0.9
2	FAD	C	618	53/53	0.98	0.10	0.04	10,17,25,28	0
2	FAD	A	618	53/53	0.98	0.10	0.04	11,16,20,25	0
2	FAD	B	618	53/53	0.98	0.09	-0.02	9,16,25,27	0
2	FAD	D	618	53/53	0.98	0.09	-0.22	10,16,22,26	0

## 6.5 Other polymers

There are no such residues in this entry.